




USTFCCCA NCAA Division III National Team Rankings


2013 Indoor Track & Field, Week #5

as of 2/18/2013 1:46:08 PM

D denotes multiple-event rule in affect
Only those who score >0.01 pts are shown

MEN

I		 UW-La Crosse		unch					
Wisconsin Intercollegiate Athletic Conference									
Event	Scrd As	Athlete	Yr	Scored Mark	Date	Pl. Pts.	Bonus	TOTAL	
Scored bests come from CURRENT season									
▶ 60m	4	Alex KOENEN	SO	6.83	2/16/13	14	1.74	15.74	
▶ 60m	29	David SIKORSKI	SR	6.98	1/18/13	0.05	0.00	0.05	
▶ 400m	1	Aric HOESHEN	SR	48.71	1/25/13	20	2.31	22.31	
▶ 400m	16	Tyson YOUNG	SR	49.61	1/25/13	0.9	0.47	1.37	
▶ 800m	2	Sean ROYER	JR	1:53.14	2/1/13	18	1.79	19.79	
▶ Mile	6	Tyler HEINZ	JR	4:12.47	1/18/13	10	1.09	11.09	
▶ Mile	11	David STILIN	JR	4:13.57	1/18/13	4	0.67	4.67	
▶ 5000m	10	David STILIN	JR	14:36.13	2/1/13	5	0.95	5.95	
▶ 4x400	1	Young, Wendland, Mason, Hoeshcen		3:17.09c OT 3:13.98	2/7/13	20	3.00	23.00	
▶ DMR	1	Heinz, Tehan, Stilin, Bottcher		9:56.64	2/16/13	20	3.83	23.83	
▶ PV	2	Bryan KLISTER	SO	5.05m 16-6½	2/15/13	18	2.95	20.95	
▶ PV	8	Rob ROHE	JR	4.85m 15-11	2/15/13	7	0.90	7.90	
▶ PV	13	Jeffery HILL	SO	4.76m 15-7½	1/26/13	2	0.27	2.27	
▶ PV	28	Gary TRKULA	JR	4.61m 15-1½	2/8/13	0.1	0.00	0.10	
▶ LJ	11	Isaac VAZQUEZ	SR	7.15m 23-5½	2/1/13	4	0.89	4.89	
▶ LJ	15	Troy BROOKS	SR	7.04m 23-1¼	2/1/13	1	0.27	1.27	
▶ TJ	2	Isaac VAZQUEZ	SR	15.18m 49-9½	2/7/13	18	2.85	20.85	
▶ WT	9	Grant HAVARD	SO	18.43m 60-5½	1/26/13	6	0.54	6.54	
▶ WT	10	John COOPER	JR	18.42m 60-5½	2/15/13	5	0.52	5.52	
Scored bests come from PRE-SEASON DATA									
▶ HEPT	11	Andy GROSSMAN	SR	4,808	2/24/12	4	0.68	4.68	
Team Total								202.78	

2		 UW-Oshkosh		unch					
Wisconsin Intercollegiate Athletic Conference									
Event	Scrd As	Athlete	Yr	Scored Mark		Date	Pl. Pts.	Bonus	TOTAL
Scored bests come from CURRENT season									
▶ 400m	14	John CEJKA	SR	49.58		2/16/13	1.5	0.53	2.03
▶ 800m	20	Matt LAWRENCE	JR	1:55.33		1/18/13	0.5	0.31	0.81
▶ Mile	19	Kenny HALLORAN	SO	4:15.13		2/9/13	0.6	0.22	0.82
▶ 5000m	23	John DEWITT	SR	14:49.99		2/1/13	0.35	0.07	0.42
▶ 4x400	6	Servais, Wilch, Cejka, Zanoja		3:19.26c OT	3:16.12	2/7/13	6	1.75	7.75
▶ DMR	4	Block, Gregory, Lawrence, Halloran		10:03.99		2/16/13	11	2.32	13.32
▶ HJ	1	John MCCANN	JR	2.12m	6-11½	1/12/13	20	3.62	23.62
▶ HJ	3	Lukey KLITZ	SR	2.08m	6-9¾	1/12/13	16	1.90	17.90
▶ LJ	23	Ryan SPRENGER	JR	6.94m	22-9¾	1/18/13	0.35	0.00	0.35
▶ LJ	27	Jonathan JORDAN	JR	6.92m	22-8¾	2/1/13	0.15	0.00	0.15
▶ TJ	6	Lukey KLITZ	SR	14.82m	48-7½	1/18/13	10	1.39	11.39
▶ TJ	26	Lee ROBINSON	SO	14.03m	46-½	2/1/13	0.2	0.00	0.20
▶ TJ	30	Kyle SCHUELLER	FR	13.97m	45-10	2/1/13	0.02	0.00	0.02
▶ SP	1	Nick BAATZ	SR	18.65m	61-2¼	1/25/13	20	4.66	24.66
▶ SP	5	Lewis PRIOR	SR	17.17m	56-4	2/16/13	12	1.17	13.17
▶ SP	8	Pete DELZER	SR	16.90m	55-5½	1/12/13	7	0.66	7.66
▶ SP	9	Jeremy BRANDT	JR	16.87m	55-4¾	1/25/13	6	0.60	6.60
▶ SP	14	Nick GROSSKOPF	SO	16.55m	54-3¾	1/12/13	1.5	0.16	1.66
▶ SP	24	Zachary BAEHMAN	FR	15.86m	52-½	2/16/13	0.3	0.00	0.30
▶ WT	2	Pete DELZER	SR	20.18m	66-2½	1/25/13	18	3.60	21.60
▶ WT	5	Nick BAATZ	SR	19.10m	62-8	1/12/13	12	1.53	13.53
▶ WT	8	Lewis PRIOR	SR	18.59m	61-0	1/12/13	7	0.78	7.78
▶ WT	20	Joe BRUNNER	JR	17.44m	57-2¼	2/16/13	0.5	0.00	0.50
▶ WT	26	Jeremy BRANDT	JR	16.89m	55-5	1/25/13	0.2	0.00	0.20
Team Total								176.43	

"Scrd As", short for "Scored As", Standing used for place points portion of performance's score combining preseason data (when applied) to current season data

Numbers in BLACK are both the performance's actual NCAA rank AND "scored as" rank Numbers in RED indicate actual NCAA rank does not exist or is worse than "scored as" rank Numbers in BLUE indicate actual NCAA rank is better than "scored as" rank

USTFCCCA Non-Member

Non-Member Schools Will NOT be ranked, beginning Week 2



USTFCCCA NCAA Division III National Team Rankings

2013 Indoor Track & Field, Week #5

as of 2/18/2013 1:46:09 PM

D

denotes multiple-event rule in affect

Only those who score >0.01 pts are shown

MEN

3



UW-Whitewater

unch

Wisconsin Intercollegiate Athletic Conference

Event	Scrd As	Athlete	Yr	Scored Mark	Date	Pl. Pts.	Bonus	TOTAL	
Scored bests come from CURRENT season									
▶ 60m	18	Moriarty BROWN- GRIFFIN	JR	6.94	2/15/13	0.7	0.17	0.87	
▶ 400m	12	Jared DENU	SO	49.49	2/9/13	3	0.71	3.71	
▶ Mile	19	Dawson MILLER	SO	4:15.13	2/15/13	0.6	0.22	0.82	
▶ H60m	1	Marcus SMITH	SR	8.01	2/1/13	20	3.41	23.41	
▶ H60m	6	Mike JUDD	SO	8.19	2/15/13	10	1.19	11.19	
▶ 4x400	7	Grainger, Rudebeck, Gorman, Denu		3:19.59	2/15/13	4	1.56	5.56	
▶ HJ	7	Cory ZAESKE	JR	2.06m	6-9	2/1/13	8	1.04	9.04
▶ PV	22	Cody SPEAKER	JR	4.66m	15-3½	2/15/13	0.4	0.00	0.40
▶ PV	29	Kaewon REYNOLDS	FR	4.60m	15-1	1/25/13	0.05	0.00	0.05
▶ LJ	1	Justin BOWERS	SO	7.43m	24-4½	1/25/13	20	4.00	24.00
▶ LJ	4	Cory ZAESKE	JR	7.21m	23-8	1/25/13	14	1.50	15.50
▶ LJ	7	Dave KUCZYNSKI	SR	7.19m	23-7½	2/1/13	8	1.28	9.28
▶ LJ	17	Luke WENHAM	SO	7.01m	23-0	2/1/13	0.8	0.16	0.96
▶ TJ	1	Marcus SMITH	SR	15.35m	50-4½	2/1/13	20	3.62	23.62
▶ SP	16	Ben WATSON	JR	16.41m	53-10½	2/9/13	0.9	0.02	0.92
Team Total								129.32	

4



North Central (Ill.)

unch

College Conference of Illinois & Wisconsin

Event	Scrd As	Athlete	Yr	Scored Mark	Date	Pl. Pts.	Bonus	TOTAL
Scored bests come from CURRENT season								
▶ 400m	7	Dionte HACKLER	JR	49.28	2/16/13	8	1.14	9.14
▶ 400m	23	Dayton HENRIKSEN	JR	49.81	2/15/13	0.35	0.19	0.54
▶ 400m	25	Mustapha OLAOYE	SO	49.86	2/1/13	0.25	0.15	0.40
▶ 800m	17	Patrick FOLEY	JR	1:55.21	2/15/13	0.8	0.37	1.17
▶ 800m	29	Marlen HAMILTON	JR	1:55.76	2/8/13	0.05	0.09	0.14
▶ 800m	33	Richie RUSKE	SO	1:55.94	2/8/13		0.04	0.04
▶ Mile	8	John CRAIN	JR	4:12.82	2/8/13	7	0.94	7.94
▶ 5000m	2	John CRAIN	JR	14:24.22	2/1/13	18	2.37	20.37
▶ 5000m	25	Ryan ROOT	JR	14:52.39	2/1/13	0.25	0.00	0.25
▶ 5000m	29	Ben DICKSHINSKI	FR	14:53.33	2/1/13	0.05	0.00	0.05
▶ 4x400	5	Henriksen, Hamilton, Hackler, Olaoye		3:19.05	2/1/13	8	1.87	9.87
▶ DMR	6	Hamilton, Hackler, Lodi, Crain		10:08.54	2/16/13	6	1.40	7.40
▶ HJ	20	Kyle PEMBROOK	FR	2.01m	6-7	0.5	0.00	0.50
▶ PV	1	Peter GERAGHTY	JR	5.20m	17-¾	20	4.98	24.98
▶ PV	2	Josh WINDER	JR	5.05m	16-6½	18	2.95	20.95
▶ PV	13	Frank WLEKLINSKI	SR	4.76m	15-7½	2	0.27	2.27
▶ LJ	30	Matt SOUVANNSAING	SO	6.88m	22-7	0.02	0.00	0.02
▶ HEPT	30	Joseph HLETKO	SR	4,495	2/2/13	0.02	0.00	0.02
Team Total								106.05

"Scrd As", short for "Scored As", Standing used for place points portion of performance's score combining preseason data (when applied) to current season data

Numbers in BLACK are both the performance's actual NCAA rank AND "scored as" rank Numbers in RED indicate actual NCAA rank does not exist or is worse than "scored as" rank Numbers in BLUE indicate actual NCAA rank is better than "scored as" rank

USTFCCCA Non-Member

Non-Member Schools Will NOT be ranked, beginning Week 2



USTFCCCA NCAA Division III National Team Rankings

2013 Indoor Track & Field, Week #5

as of 2/18/2013 1:46:09 PM

D denotes multiple-event rule in affect
Only those who score >0.01 pts are shown

MEN

5



Haverford

Centennial Conference

unch

Event	Scrd As	Athlete	Yr	Scored Mark		Date	Pl. Pts.	Bonus	TOTAL
Scored bests come from CURRENT season									
▶ Mile	3	Jordan SCHILIT	SR	4:10.60cb	4:07.43	1/25/13	16	1.92	17.92
▶ Mile	7	Chris STADLER	JR	4:12.65		2/15/13	8	1.01	9.01
▶ Mile	10	Charlie MARQUARDT	FR	4:13.18		2/15/13	5	0.79	5.79
▶ Mile	16	Ivo MILIC-STRKALJ	SR	4:13.99cb	4:10.78	1/25/13	0.9	0.55	1.45
▶ Mile	21	Peter KISSIN	SR	4:15.29		2/15/13	0.45	0.17	0.62
▶ 5000m	1	Chris STADLER	JR	14:23.36		2/2/13	20	2.47	22.47
▶ 5000m	4	Peter KISSIN	SR	14:28.79		2/2/13	14	1.82	15.82
▶ 5000m	5	Jordan SCHILIT	SR	14:29.79		2/2/13	12	1.70	13.70
▶ 5000m	16	Avi BREGMAN	JR	14:43.17		12/15/12	0.9	0.35	1.25
▶ DMR	3	Milic-Strkalj, Keny, Riccio, Schilit		10:02.90		2/15/13	14	2.54	16.54
Team Total								104.58	

6



Mount Union

Ohio Athletic Conference

unch

Event	Scrd As	Athlete	Yr	Scored Mark		Date	Pl. Pts.	Bonus	TOTAL
Scored bests come from CURRENT season									
▶ 60m	12	Dustin MATAK	JR	6.90		2/16/13	3	0.61	3.61
▶ 400m	13	Tyler METTILLE	SO	49.53c OT	48.75	1/19/13	2	0.63	2.63
▶ H60m	13	Andrew MILHOAN	FR	8.31		2/16/13	2	0.33	2.33
▶ 4x400	13	Swisher, Kohler, Gentry, Mettille		3:21.85c OT	3:18.67	2/16/13	0.7	0.54	1.24
▶ HJ	7	Rory JUHN	FR	2.06m	6-9	2/16/13	8	1.04	9.04
▶ HJ	25	Levi SIMMONS	SO	2.00m	6-6½	1/25/13	0.25	0.00	0.25
▶ PV	24	Clay DENSMORE	SO	4.65m	15-3	2/16/13	0.3	0.00	0.30
▶ LJ	3	Sam LUDGOOD	JR	7.24m	23-9	2/9/13	16	1.84	17.84
▶ TJ	3	Sam LUDGOOD	JR	15.09m	49-6½	1/25/13	16	2.44	18.44
▶ SP	11	Sean DONNELLY	SO	16.84m	55-3	2/16/13	4	0.54	4.54
▶ WT	15	Sean DONNELLY	SO	17.92m	58-9½	1/25/13	1	0.14	1.14
▶ HEPT	4	Tyler METTILLE	SO	4,913		12/7/12	14	1.57	15.57
▶ HEPT	8	Alex KOVALIK	JR	4,844		12/7/12	7	0.98	7.98
▶ HEPT	12	Andrew MILHOAN	FR	4,774		12/7/12	3	0.48	3.48
Team Total									88.39

7



Bates

New England Small College Athletic Conference

▲ 1

Event	Scrd As	Athlete	Yr	Scored Mark		Date	Pl. Pts.	Bonus	TOTAL
Scored bests come from CURRENT season									
▶ 800m	3	James LEPAGE	SR	1:53.23		2/15/13	16	1.72	17.72
▶ 800m	27	John STANSEL	SO	1:55.68		2/2/13	0.15	0.13	0.28
▶ 800m	32	Nick BARRON	SR	1:55.89		2/2/13		0.06	0.06
▶ 800m	34	Mark MCCAULEY	SO	1:56.05cb	1:54.41	1/25/13		0.02	0.02
▶ Mile	12	Tully HANNAN	JR	4:13.68		2/2/13	3	0.64	3.64
▶ Mile	26	John STANSEL	SO	4:16.22cb	4:12.98	1/25/13	0.2	0.03	0.23
▶ 5000m	19	Tully HANNAN	JR	14:45.45cb	14:36.07	1/25/13	0.6	0.25	0.85
▶ DMR	18	Graboyes, Barron, LePage, Stansel		10:18.88		2/15/13	0.2	0.06	0.26
▶ SP	2	David PLESS	SR	18.60m	61-¾	1/25/13	18	4.52	22.52
▶ SP	10	Sean ENOS	SO	16.85m	55-¾	1/12/13	5	0.56	5.56
▶ WT	3	David PLESS	SR	19.70m	64-7½	2/15/13	16	2.56	18.56
▶ WT	22	Sean ENOS	SO	17.42m	57-2	2/15/13	0.4	0.00	0.40
▶ HEPT	14	David HARDISON	SR	4,727		2/15/13	1.5	0.28	1.78
▶ HEPT	22	Eric WAINMAN	SO	4,573		2/15/13	0.4	0.00	0.40
Team Total									72.27

8



UW-Stevens Point

Wisconsin Intercollegiate Athletic Conference

▲ 4

Event	Scrd As	Athlete	Yr	Scored Mark		Date	Pl. Pts.	Bonus	TOTAL
Scored bests come from CURRENT season									
▶ 800m	1	Dan SULLIVAN	JR	1:52.29		2/9/13	20	2.48	22.48
▶ 800m	31	Scott BERRY	JR	1:55.88		2/9/13		0.06	0.06
▶ Mile	1	Dan SULLIVAN	JR	4:08.76		2/1/13	20	2.75	22.75
▶ 4x400	19	Ostrowski, Melotte, Oestreich, Warren		3:23.57		2/16/13	0.1	0.00	0.10
▶ DMR	2	Haak, Ostrowski, Berry, Sullivan		10:00.38		2/16/13	17	3.06	20.06
▶ HJ	25	Zach MIXDORF	JR	2.00m	6-6½	1/12/13	0.25	0.00	0.25
▶ HEPT	10	Brian THILL	SR	4,821		2/1/13	5	0.79	5.79
▶ HEPT	18	Nick GEIGER	JR	4,661		2/1/13	0.7	0.00	0.70
Team Total									72.18

"Scrd As", short for "Scored As", Standing used for place points portion of performance's score combining preseason data (when applied) to current season data

Numbers in BLACK are both the performance's actual NCAA rank AND "scored as" rank Numbers in RED indicate actual NCAA rank does not exist or is worse than "scored as" rank Numbers in BLUE indicate actual NCAA rank is better than "scored as" rank

USTFCCCA Non-Member

Non-Member Schools Will NOT be ranked, beginning Week 2



USTFCCCA NCAA Division III National Team Rankings

2013 Indoor Track & Field, Week #5

as of 2/18/2013 1:46:09 PM

D denotes multiple-event rule in affect
Only those who score >0.01 pts are shown

MEN

9



UW-Eau Claire

Wisconsin Intercollegiate Athletic Conference

▼ 2

Event	Scrd As	Athlete	Yr	Scored Mark	Date	Pl. Pts.	Bonus	TOTAL
Scored bests come from CURRENT season								
▶ 60m	2	Thurgood DENNIS	SO	6.80	2/16/13	18	2.26	20.26
▶ 400m	10	Thurgood DENNIS	SO	49.39	2/1/13	5	0.91	5.91
▶ 400m	15	Cody PRINCE	SO	49.59	2/1/13	1	0.51	1.51
▶ 800m	7	Matt SCOTT	JR	1:54.12	2/1/13	8	1.01	9.01
▶ Mile	30	Aaron EASKER	JR	4:16.75	1/19/13	0.02	0.00	0.02
▶ 5000m	6	Aaron EASKER	SR	14:32.75	2/8/13	10	1.35	11.35
▶ H60m	30	Tony FLOYD	JR	8.41	2/8/13	0.02	0.00	0.02
▶ 4x400	2	Prince, Dennis, Friedrich, Dennis-Oehling		3:17.79c OT 3:14.67	2/7/13	17	2.59	19.59
▶ HJ	20	Cory WHITE	SO	2.01m 6-7	1/26/13	0.5	0.00	0.50
▶ SP	12	Roger STEEN	SO	16.70m 54-9½	2/8/13	3	0.30	3.30
▶ HEPT	24	Patrick SWANSON	SR	4,542	2/1/13	0.3	0.00	0.30
Team Total								71.78

10



Baldwin-Wallace

Ohio Athletic Conference

▼ 1

Event	Scrd As	Athlete	Yr	Scored Mark	Date	Pl. Pts.	Bonus	TOTAL
Scored bests come from CURRENT season								
▶ 60m	1	Kevin JOHNSON	Ju	6.79c 6.31(55)	2/15/13	20	2.43	22.43
▶ 60m	12	Ben BEIDELMAN	FR	6.90c 6.42(55)	1/18/13	3	0.61	3.61
▶ SP	13	Mitchell SUPAN	SR	16.65m 54-7½	1/25/13	2	0.26	2.26
▶ SP	20	Zach MARINUCCI	SR	16.04m 52-7½	2/8/13	0.5	0.00	0.50
▶ WT	4	Mitchell SUPAN	SR	19.42m 63-8½	2/8/13	14	2.01	16.01
Scored bests come from PRE-SEASON DATA								
▶ HEPT	2	Brandon EDDY	JR	5,065	2/3/12	18	3.22	21.22
Team Total								66.02

11



Augustana (Ill.)

College Conference of Illinois & Wisconsin

unch

Event	Scrd As	Athlete	Yr	Scored Mark	Date	Pl. Pts.	Bonus	TOTAL
Scored bests come from CURRENT season								
▶ 400m	2	Alex RINDONE	SR	48.85	2/9/13	18	2.02	20.02
▶ 400m	4	Greg PATTON	SR	49.21	2/9/13	14	1.28	15.28
▶ 400m	8	David VOLAND	SO	49.31	2/9/13	7	1.08	8.08
▶ 4x400	4	Patton, Rindone, Cline, Voland		3:18.64	2/1/13	11	2.10	13.10
Team Total								56.47

12



UW-Platteville

Wisconsin Intercollegiate Athletic Conference

▼ 2

Event	Scrd As	Athlete	Yr	Scored Mark	Date	Pl. Pts.	Bonus	TOTAL
Scored bests come from CURRENT season								
▶ 60m	9	Aaron HRUBES	SR	6.88	2/9/13	6	0.89	6.89
▶ 400m	30	Ben FARRELL	SR	50.07	2/9/13	0.02	0.01	0.03
▶ 5000m	13	Ian LAMERE	FR	14:41.42	2/1/13	2	0.49	2.49
▶ 5000m	26	Sam POSER	SO	14:52.41	2/1/13	0.2	0.00	0.20
▶ H60m	2	TJ VALLEY	JR	8.08	2/15/13	18	2.53	20.53
▶ H60m	9	Aaron LOFERSKI	SR	8.26c 7.67(55)	1/19/13	6	0.58	6.58
▶ 4x400	11	Ziegler, Valley, Farrell, Kessenich		3:21.56	2/15/13	0.9	0.65	1.55
▶ HJ	18	Ace MCCARTY	JR	2.02m 6-7½	2/15/13	0.7	0.15	0.85
▶ PV	4	Chas SPANGENBERG	SR	4.93m 16-2	2/9/13	14	1.64	15.64
Team Total								54.75

13



Ohio Wesleyan

North Coast Athletic Conference

▲ 1

Event	Scrd As	Athlete	Yr	Scored Mark	Date	Pl. Pts.	Bonus	TOTAL
Scored bests come from CURRENT season								
▶ 400m	3	Ethan FREET	SR	49.14c OT 48.36	1/25/13	16	1.42	17.42
▶ 400m	9	Silas JOLLIFF	SR	49.36	1/18/13	6	0.97	6.97
▶ 4x400	3	Jolliff, Cook, Martin, Freet		3:18.50c OT 3:15.37	1/25/13	14	2.18	16.18
▶ HEPT	13	Matt HUNTER	SO	4,770	2/2/13	2	0.46	2.46
Team Total								43.04

"Scrd As", short for "Scored As", Standing used for place points portion of performance's score combining preseason data (when applied) to current season data

Numbers in BLACK are both the performance's actual NCAA rank AND "scored as" rank Numbers in RED indicate actual NCAA rank does not exist or is worse than "scored as" rank Numbers in BLUE indicate actual NCAA rank is better than "scored as" rank

USTFCCCA Non-Member

Non-Member Schools Will NOT be ranked, beginning Week 2



USTFCCCA NCAA Division III National Team Rankings

2013 Indoor Track & Field, Week #5

as of 2/18/2013 1:46:10 PM

D denotes multiple-event rule in affect
Only those who score >0.01 pts are shown

MEN

14



St. Thomas (Minn.)

Minnesota Intercollegiate Athletic Conference

▼ 1

Event	Scrd As	Athlete	Yr	Scored Mark	Date	Pl. Pts.	Bonus	TOTAL
-------	---------	---------	----	-------------	------	----------	-------	-------

Scored bests come from CURRENT season

▶ 60m	10	Cody JERABEK	JR	6.89	2/1/13	5	0.72	5.72	
▶ 400m	21	Doug THORESON	SO	49.76	2/8/13	0.45	0.25	0.70	
▶ HJ	11	Eyo EKPO	SR	2.05m	6-8½	1/12/13	4	0.74	4.74
▶ TJ	7	Eyo EKPO	SR	14.77m	48-5½	2/7/13	8	1.24	9.24
▶ WT	19	Bryan THELL	JR	17.58m	57-8½	2/1/13	0.6	0.00	0.60
▶ HEPT	3	Maxwell DUNNE	JR	5,025	2/1/13	16	2.72	18.72	
▶ HEPT	27	Devin DIRTH	SR	4,503	2/1/13	0.15	0.00	0.15	

Scored bests come from PRE-SEASON DATA

▶ HEPT	15	Gavin YSETH	SR	4,709	3/1/12	1	0.20	1.20
--------	----	-------------	----	-------	--------	---	------	------

Team Total 41.07

15



RIT

Liberty League

▲ 1

Event	Scrd As	Athlete	Yr	Scored Mark	Date	Pl. Pts.	Bonus	TOTAL
-------	---------	---------	----	-------------	------	----------	-------	-------

Scored bests come from CURRENT season

▶ 800m	20	Matt GIANNINO	SO	1:55.33		1/12/13	0.5	0.31	0.81
▶ H60m	17	Cameron LEE	SR	8.32		2/9/13	0.8	0.29	1.09
▶ H60m	25	Benjamin KELLEY	JR	8.37		2/1/13	0.25	0.09	0.34
▶ HJ	4	Jamie DORREN	SO	2.07m	6-9½	2/9/13	14	1.47	15.47
▶ LJ	5	Andrew ATHIAS	SO	7.20m	23-7½	2/9/13	12	1.39	13.39
▶ LJ	13	Marquis MOORE	SR	7.06m	23-2	2/15/13	2	0.35	2.35
▶ TJ	10	Marquis MOORE	SR	14.47m	47-5½	2/9/13	5	0.52	5.52

Team Total 38.97

16



Defiance

Heartland Collegiate Athletic Conference

▲ 1

Event	Scrd As	Athlete	Yr	Scored Mark	Date	Pl. Pts.	Bonus	TOTAL
-------	---------	---------	----	-------------	------	----------	-------	-------

Scored bests come from CURRENT season

▶ 800m	22	Troy PARRETT	SO	1:55.44		2/9/13	0.4	0.25	0.65
▶ PV	18	Dan HARDIN-WALLACE	SR	4.70m	15-5	2/16/13	0.7	0.00	0.70
▶ SP	6	Tom POSTEMA	SR	16.99m	55-9	2/9/13	10	0.83	10.83
▶ WT	1	Tom POSTEMA	SR	20.72m	67-11½	2/16/13	20	4.77	24.77

Team Total 36.95

17



Wabash

North Coast Athletic Conference

▼ 2

Event	Scrd As	Athlete	Yr	Scored Mark	Date	Pl. Pts.	Bonus	TOTAL
-------	---------	---------	----	-------------	------	----------	-------	-------

Scored bests come from CURRENT season

▶ 800m	5	Jake WATERMAN	SR	1:53.59cb	1:51.98	1/25/13	12	1.43	13.43
▶ H60m	3	Ronnie POSTHAUER	SO	8.12		2/8/13	16	2.04	18.04
▶ H60m	20	Nathan MUELLER	SO	8.33		2/16/13	0.5	0.25	0.75
▶ 4x400	12	Whittington, Haley, Conti, Hruskovich		3:21.69		1/12/13	0.8	0.60	1.40
▶ DMR	17	Waterman, Haley, Hruskovich, McManus		10:18.75cb	10:10.44	2/8/13	0.3	0.07	0.37

Team Total 33.98

18



Wartburg

Iowa Intercollegiate Athletic Conference

▲ 1

Event	Scrd As	Athlete	Yr	Scored Mark	Date	Pl. Pts.	Bonus	TOTAL
-------	---------	---------	----	-------------	------	----------	-------	-------

Scored bests come from CURRENT season

▶ 800m	10	Daniel BONTHIUS	SO	1:54.65c OT	1:53.03	2/7/13	5	0.67	5.67
▶ H60m	12	Larry JOHNSON	SR	8.29		2/1/13	3	0.41	3.41
▶ H60m	17	Jacoby FIRKINS	SO	8.32		2/16/13	0.8	0.29	1.09
▶ 4x400	8	Fagan, Meyer, Green, Bonthius		3:21.09		2/16/13	3	0.82	3.82
▶ HJ	4	Jonas ELUSME	JR	2.07m	6-9½	1/11/13	14	1.47	15.47
▶ LJ	14	Jonas ELUSME	JR	7.05m	23-1½	1/18/13	1.5	0.31	1.81
▶ SP	21	Colt FELTES	SO	16.00m	52-6	2/16/13	0.45	0.00	0.45
▶ SP	26	Coltin HAHLE	SR	15.84m	51-11½	2/9/13	0.2	0.00	0.20
▶ SP	29	Dylan BOYD	JR	15.79m	51-9½	1/11/13	0.05	0.00	0.05
▶ WT	29	Colt FELTES	SO	16.78m	55-½	2/16/13	0.05	0.00	0.05
▶ HEPT	25	Jacoby FIRKINS	SO	4,530		2/1/13	0.25	0.00	0.25

Scored bests come from PRE-SEASON DATA

▶ HEPT	16	Tate DEMEULENAERE	SR	4,677	2/24/12	0.9	0.06	0.96
--------	----	-------------------	----	-------	---------	-----	------	------

Team Total 33.23

"Scrd As", short for "Scored As", Standing used for place points portion of performance's score combining preseason data (when applied) to current season data

Numbers in BLACK are both the performance's actual NCAA rank AND "scored as" rank Numbers in RED indicate actual NCAA rank does not exist or is worse than "scored as" rank Numbers in BLUE indicate actual NCAA rank is better than "scored as" rank

USTFCCCA Non-Member

Non-Member Schools Will NOT be ranked, beginning Week 2



USTFCCCA NCAA Division III National Team Rankings

2013 Indoor Track & Field, Week #5

as of 2/18/2013 1:46:10 PM

D denotes multiple-event rule in affect
Only those who score >0.01 pts are shown

MEN

19



Tufts

New England Small College Athletic Conference

2

Event	Scrd As	Athlete	Yr	Scored Mark	Date	Pl. Pts.	Bonus	TOTAL
Scored bests come from CURRENT season								
800m	12	Mitchell BLACK	FR	1:54.81cb	1:53.19	1/25/13	3 0.58	3.58
800m	18	Jeff MARVEL	SR	1:55.30cb	1:53.67	1/25/13	0.7 0.33	1.03
Mile	13	Jamie NORTON	JR	4:13.69cb	4:10.48	1/17/13	2 0.64	2.64
5000m	15	Kyle MARKS	SR	14:42.98cb	14:33.63	1/25/13	1 0.37	1.37
PV	18	Brad NAKANISHI	SR	4.70m	15-5	1/12/13	0.7 0.00	0.70
LJ	23	Gbola AJAYI	SR	6.94m	22-9½	2/15/13	0.35 0.00	0.35
TJ	18	Gbola AJAYI	SR	14.24m	46-8½	1/26/13	0.7 0.16	0.86
SP	28	Brian WILLIAMSON	SO	15.80m	51-10	2/1/13	0.1 0.00	0.10
WT	7	Curtis YANCY	SR	18.81m	61-8½	2/11/13	8 1.10	9.10
HEPT	5	Michael BLAIR	SR	4,900		2/15/13	12 1.46	13.46
Team Total								33.18

22



SUNY Oneonta

State University of New York Athletic Conference

4

Event	Scrd As	Athlete	Yr	Scored Mark	Date	Pl. Pts.	Bonus	TOTAL
Scored bests come from CURRENT season								
60m	7	Sean BERNSTEIN	SR	6.87		2/9/13	8 1.06	9.06
60m	23	Joe CARR	FR	6.96		12/1/12	0.35 0.05	0.40
H60m	4	Jake ALVIENE	FR	8.15		12/1/12	14 1.67	15.67
H60m	21	Rob FARRELL	SO	8.35		12/1/12	0.45 0.17	0.62
4x400	15	Wren, Wheeler, Patterson, Kelly		3:22.59		2/9/13	0.5 0.26	0.76
SP	19	Joe FOX	SO	16.09m	52-9½	2/16/13	0.6 0.00	0.60
WT	25	J.D. ROTH	SO	17.10m	56-1¼	2/9/13	0.25 0.00	0.25
Team Total								27.37

23



Whitworth

Northwest Conference

1

Event	Scrd As	Athlete	Yr	Scored Mark	Date	Pl. Pts.	Bonus	TOTAL
Scored bests come from CURRENT season								
HJ	25	Frank LIMA	SR	2.00m	6-6½	2/2/13	0.25 0.00	0.25
PV	9	Chibron TOMEIO	SR	4.80m	15-9	1/11/13	6 0.45	6.45
PV	29	Joseph GREEN	SO	4.60m	15-1	2/15/13	0.05 0.00	0.05
SP	3	Carter COMITO	SR	18.07m	59-3½	2/15/13	16 3.05	19.05
Team Total								25.80

24



Illinois College

Midwest Conference

unch

Event	Scrd As	Athlete	Yr	Scored Mark	Date	Pl. Pts.	Bonus	TOTAL
Scored bests come from PRE-SEASON DATA								
HEPT	1	Caleb COX	JR	5,096		3/10/12	20 3.61	23.61
Team Total								23.61

20



Brockport

State University of New York Athletic Conference

unch

Event	Scrd As	Athlete	Yr	Scored Mark	Date	Pl. Pts.	Bonus	TOTAL
Scored bests come from CURRENT season								
60m	5	Dre JOHNSON	JR	6.84c	6.36(55)	2/8/13	12 1.57	13.57
800m	11	Nate MATHEWS	JR	1:54.69		2/16/13	4 0.64	4.64
HJ	13	Brandon JOYCE	FR	2.04m	6-8¼	2/16/13	2 0.45	2.45
PV	7	Zach FERRARA	SR	4.88m	16-0	2/8/13	8 1.18	9.18
Team Total								29.84

21



Moravian

Landmark Conference

31

Event	Scrd As	Athlete	Yr	Scored Mark	Date	Pl. Pts.	Bonus	TOTAL
Scored bests come from CURRENT season								
LJ	5	Kris JOINT	JR	7.20m	23-7½	2/16/13	12 1.39	13.39
TJ	5	Kris JOINT	JR	14.91m	48-11	2/16/13	12 1.67	13.67
TJ	19	Travis KING	SR	14.22m	46-8	2/2/13	0.6 0.13	0.73
Team Total								27.79

"Scrd As", short for "Scored As", Standing used for place points portion of performance's score combining preseason data (when applied) to current season data

Numbers in BLACK are both the performance's actual NCAA rank AND "scored as" rank Numbers in RED indicate actual NCAA rank does not exist or is worse than "scored as" rank Numbers in BLUE indicate actual NCAA rank is better than "scored as" rank

USTFCCCA Non-Member

Non-Member Schools Will NOT be ranked, beginning Week 2



USTFCCCA NCAA Division III National Team Rankings

2013 Indoor Track & Field, Week #5

as of 2/18/2013 1:46:10 PM

D denotes multiple-event rule in affect
Only those who score >0.01 pts are shown

MEN

25



Carthage

College Conference of Illinois & Wisconsin

▼ 2

Event	Scrd As	Athlete	Yr	Scored Mark	Date	Pl. Pts.	Bonus	TOTAL
Scored bests come from CURRENT season								
▶ 4x400	17	Cornelius, Brown, Hellyer, Avant		3:23.03	2/8/13	0.3	0.10	0.40
▶ HJ	2	Trevor JAMES	JR	2.09m	6-10% 1/25/13	18	2.33	20.33
▶ SP	17	Derrik GUYETTE	SO	16.33m	53-7 2/16/13	0.8	0.00	0.80
▶ WT	16	Derrik GUYETTE	SO	17.91m	58-9% 1/25/13	0.9	0.13	1.03
▶ WT	17	Eric SCHMIDT	SR	17.71m	58-1% 2/16/13	0.8	0.00	0.80
Team Total								23.36

26



John Carroll

Ohio Athletic Conference

▼ 1

Event	Scrd As	Athlete	Yr	Scored Mark	Date	Pl. Pts.	Bonus	TOTAL
Scored bests come from CURRENT season								
▶ DMR	16	O'Brien, D'Amico, Cameron, Burns		10:18.69	2/15/13	0.4	0.07	0.47
▶ LJ	2	Mike MINJOCK	SR	7.27m	23-10% 2/9/13	18	2.18	20.18
Scored bests come from PRE-SEASON DATA								
▶ HEPT	19	Cory BIRO	JR	4,637	3/3/12	0.6	0.00	0.60
Team Total								21.25

27



St. Olaf

Minnesota Intercollegiate Athletic Conference

▲ 89

Event	Scrd As	Athlete	Yr	Scored Mark	Date	Pl. Pts.	Bonus	TOTAL
Scored bests come from CURRENT season								
▶ Mile	2	Brian SAKSA	JR	4:09.64	2/15/13	18	2.35	20.35
Team Total								20.35

28



Bowdoin

New England Small College Athletic Conference

▲ 4

Event	Scrd As	Athlete	Yr	Scored Mark	Date	Pl. Pts.	Bonus	TOTAL
Scored bests come from CURRENT season								
▶ Mile	4	Coby HOROWITZ	JR	4:11.46	2/2/13	14	1.54	15.54
▶ 5000m	18	Samuel SEEKINS	JR	14:45.00	2/2/13	0.7	0.26	0.96
▶ DMR	9	Boeding, Gamache, Ellis, Horowitz		10:12.46	2/15/13	2	0.85	2.85
Team Total								19.35

29



Central (Iowa)

Iowa Intercollegiate Athletic Conference

▲ 11

Event	Scrd As	Athlete	Yr	Scored Mark	Date	Pl. Pts.	Bonus	TOTAL
Scored bests come from CURRENT season								
▶ Mile	9	Eli HORTON	SO	4:13.02	2/15/13	6	0.85	6.85
▶ 5000m	21	Eli HORTON	SO	14:47.12c OT 14:37.72	12/7/12	0.45	0.18	0.63
▶ H60m	29	Dan ROEMERMAN	FR	8.39	2/15/13	0.05	0.02	0.07
▶ HEPT	6	Eric LARSON	SO	4,882	2/1/13	10	1.31	11.31
Team Total								18.85

30



Southern Maine

Little East Conference

▲ 1

Event	Scrd As	Athlete	Yr	Scored Mark	Date	Pl. Pts.	Bonus	TOTAL
Scored bests come from CURRENT season								
▶ 800m	8	Parker CHIPMAN	SR	1:54.60	2/2/13	7	0.69	7.69
▶ H60m	13	Sheldon ALLEN	SO	8.31	1/25/13	2	0.33	2.33
▶ LJ	21	Jamie RUGINSKI	SO	6.98m	22-11 2/2/13	0.45	0.04	0.49
▶ TJ	8	Jamie RUGINSKI	SO	14.75m	48-4% 2/15/13	7	1.18	8.18
Team Total								18.69

31



Colby

New England Small College Athletic Conference

▲ 87

Event	Scrd As	Athlete	Yr	Scored Mark	Date	Pl. Pts.	Bonus	TOTAL
Scored bests come from CURRENT season								
▶ 60m	3	Dominique KONE	SR	6.82	2/15/13	16	1.91	17.91
Team Total								17.91

32



Connecticut College

New England Small College Athletic Conference

▲ 78

Event	Scrd As	Athlete	Yr	Scored Mark	Date	Pl. Pts.	Bonus	TOTAL
Scored bests come from CURRENT season								
▶ 5000m	3	Michael LEDUC	JR	14:28.61	2/11/13	16	1.84	17.84
Team Total								17.84

"Scrd As", short for "Scored As", Standing used for place points portion of performance's score combining preseason data (when applied) to current season data

Numbers in BLACK are both the performance's actual NCAA rank AND "scored as" rank Numbers in RED indicate actual NCAA rank does not exist or is worse than "scored as" rank Numbers in BLUE indicate actual NCAA rank is better than "scored as" rank

USTFCCCA Non-Member

Non-Member Schools Will NOT be ranked, beginning Week 2



USTFCCCA NCAA Division III National Team Rankings

2013 Indoor Track & Field, Week #5

as of 2/18/2013 1:46:11 PM

D denotes multiple-event rule in affect
Only those who score >0.01 pts are shown

MEN

33



UW-Stout

Wisconsin Intercollegiate Athletic Conference

▼ 7

Event	Scrd As	Athlete	Yr	Scored Mark	Date	Pl. Pts.	Bonus	TOTAL
Scored bests come from CURRENT season								
5000m	17	Patrick JENKINS	SO	14:43.49	2/8/13	0.8	0.33	1.13
HEPT	7	Zach ANDERSON	JR	4,873	2/1/13	8	1.23	9.23
Scored bests come from PRE-SEASON DATA								
HEPT	9	Brandon ZARNOTH	SO	4,833	2/24/12	6	0.89	6.89
Team Total								17.25

34



Messiah

Middle Atlantic Conferences

▼ 1

Event	Scrd As	Athlete	Yr	Scored Mark	Date	Pl. Pts.	Bonus	TOTAL
Scored bests come from CURRENT season								
SP	4	Fred FULTON	SO	17.45m	57-3	2/2/13	14	1.70 15.70
SP	21	Trevor STUTZMAN	SO	16.00m	52-6	12/1/12	0.45	0.00 0.45
Team Total								16.15

35



La Verne

Southern California Intercollegiate Athletic Conference

Event	Scrd As	Athlete	Yr	Scored Mark	Date	Pl. Pts.	Bonus	TOTAL
Scored bests come from CURRENT season								
TJ	4	Paul TURNER	SR	14.98m	49-1 1/2	2/17/13	14	1.94 15.94
Team Total								15.94

36



RPI

Liberty League

▲ 2

Event	Scrd As	Athlete	Yr	Scored Mark	Date	Pl. Pts.	Bonus	TOTAL
Scored bests come from CURRENT season								
H60m	26	David KASTNER	SR	8.38	2/9/13	0.2	0.05	0.25
HJ	4	Stephen SILBER	JR	2.07m	6-9 1/2	2/9/13	14	1.47 15.47
Team Total								15.72

37



Birmingham-Southern

Southern Athletic Association

▼ 1

Event	Scrd As	Athlete	Yr	Scored Mark	Date	Pl. Pts.	Bonus	TOTAL
Scored bests come from CURRENT season								
800m	4	Robert WILLETT	SR	1:53.48cb	1:51.88	1/28/13	14	1.52 15.52
Team Total								15.52

38



Trine

Michigan Intercollegiate Athletic Association

▲ 80

Event	Scrd As	Athlete	Yr	Scored Mark	Date	Pl. Pts.	Bonus	TOTAL
Scored bests come from CURRENT season								
400m	5	Tyler BOURDO	SO	49.25c OT	48.47	2/16/13	12	1.20 13.20
SP	14	Dustin STUTZMAN	SR	16.55m	54-3 1/2	2/16/13	1.5	0.16 1.66
Team Total								14.86

39



UW-Superior

Wisconsin Intercollegiate Athletic Conference

▼ 11

Event	Scrd As	Athlete	Yr	Scored Mark	Date	Pl. Pts.	Bonus	TOTAL
Scored bests come from CURRENT season								
LJ	8	Kenny MCGEE	FR	7.17m	23-6 1/2	1/26/13	7	1.05 8.05
TJ	13	Kenny MCGEE	FR	14.35m	47-1	2/2/13	2	0.33 2.33
WT	11	Nils HANSEN	SR	18.16m	59-7	2/2/13	4	0.32 4.32
Team Total								14.70

40



SUNY Cortland

State University of New York Athletic Conference

▼ 6

Event	Scrd As	Athlete	Yr	Scored Mark	Date	Pl. Pts.	Bonus	TOTAL
Scored bests come from CURRENT season								
400m	20	Eric BANKS	SR	49.71cb	48.92	2/15/13	0.5	0.32 0.82
400m	24	Stephan LINTON	JR	49.85cb	49.06	2/15/13	0.3	0.16 0.46
4x400	10	Banks, Yodice, Williams, Linton		3:21.46	2/9/13		1	0.68 1.68
PV	9	Connor TEN EYCK	SO	4.80m	15-9	2/9/13	6	0.45 6.45
LJ	28	Andre HERNANDEZ-GREEN	FR	6.91m	22-8	2/2/13	0.1	0.00 0.10
TJ	11	PJ FLYNN	JR	14.42m	47-3 1/2	1/26/13	4	0.44 4.44
Team Total								13.95

"Scrd As", short for "Scored As", Standing used for place points portion of performance's score combining preseason data (when applied) to current season data

Numbers in BLACK are both the performance's actual NCAA rank AND "scored as" rank Numbers in RED indicate actual NCAA rank does not exist or is worse than "scored as" rank Numbers in BLUE indicate actual NCAA rank is better than "scored as" rank

USTFCCCA Non-Member

Non-Member Schools Will NOT be ranked, beginning Week 2



USTFCCCA NCAA Division III National Team Rankings

2013 Indoor Track & Field, Week #5

as of 2/18/2013 1:46:11 PM

D denotes multiple-event rule in affect
Only those who score >0.01 pts are shown

MEN

41



Gustavus Adolphus

▼ 4

Minnesota Intercollegiate Athletic Conference

Event	Scrd As	Athlete	Yr	Scored Mark	Date	Pl. Pts.	Bonus	TOTAL
Scored bests come from CURRENT season								
► PV	5	Josh OWENS	SR	4.91m 16-1½	2/2/13	12	1.45	13.45
Scored bests come from PRE-SEASON DATA								
► HEPT	23	Cameron CLAUSE	JR	4,564	3/1/12	0.35	0.00	0.35
Team Total								13.80

42



Coast Guard

unch

New England Women's & Men's Athletic Conferen

Event	Scrd As	Athlete	Yr	Scored Mark	Date	Pl. Pts.	Bonus	TOTAL
Scored bests come from CURRENT season								
► H60m	5	Adam SCALESE	JR	8.16	1/26/13	12	1.55	13.55
► PV	29	Ben WOLHAUPTER	JR	4.60m 15-1	2/1/13	0.05	0.00	0.05
Team Total								13.60

43



Rutgers-Camden

▲ 1

New Jersey Athletic Conference

Event	Scrd As	Athlete	Yr	Scored Mark	Date	Pl. Pts.	Bonus	TOTAL
Scored bests come from CURRENT season								
► 400m	5	Matthew CURTIS	JR	49.25cb 48.47	2/1/13	12	1.20	13.20
Team Total								13.20

44



Otterbein

▲ 13

Ohio Athletic Conference

Event	Scrd As	Athlete	Yr	Scored Mark	Date	Pl. Pts.	Bonus	TOTAL
Scored bests come from CURRENT season								
► 800m	9	Andrew MANTELL	JR	1:54.62	2/15/13	6	0.68	6.68
► PV	9	Aaric MILLIGAN	SR	4.80m 15-9	2/9/13	6	0.45	6.45
Team Total								13.13

45



Bethel (Minn.)

▲ 70

Minnesota Intercollegiate Athletic Conference

Event	Scrd As	Athlete	Yr	Scored Mark	Date	Pl. Pts.	Bonus	TOTAL
Scored bests come from CURRENT season								
► Mile	5	Zach HASKINS	JR	4:12.42	2/15/13	12	1.11	13.11
Team Total								13.11

46



Buffalo State

▲ 10

State University of New York Athletic Conference

Event	Scrd As	Athlete	Yr	Scored Mark	Date	Pl. Pts.	Bonus	TOTAL
Scored bests come from CURRENT season								
► DMR	7	Becker, Ngabo, Clemons, Jiak		10:10.80	2/15/13	4	1.07	5.07
► LJ	9	Cory COX	SO	7.16m 23-6	2/1/13	6	0.96	6.96
► LJ	17	Shaun WINTER	JR	7.01m 23-0	2/1/13	0.8	0.16	0.96
Team Total								12.99

47



Monmouth (Ill.)

▼ 18

Midwest Conference

Event	Scrd As	Athlete	Yr	Scored Mark	Date	Pl. Pts.	Bonus	TOTAL
Scored bests come from CURRENT season								
► 60m	10	Kiante GREEN	JR	6.89	2/9/13	5	0.72	5.72
► 4x400	14	Green, Foulkes, Daniel, Wilson		3:22.14	1/26/13	0.6	0.43	1.03
► LJ	11	James WILSON	SO	7.15m 23-5½	1/12/13	4	0.89	4.89
► TJ	20	Kyle MENGARELLI	SR	14.17m 46-6	1/12/13	0.5	0.05	0.55
► TJ	28	Karston ANDERSON	JR	14.00m 45-11½	1/12/13	0.1	0.00	0.10
Team Total								12.29

48



Westfield State

▲ 69

Massachusetts State Collegiate Athletic Conference

Event	Scrd As	Athlete	Yr	Scored Mark	Date	Pl. Pts.	Bonus	TOTAL
Scored bests come from CURRENT season								
► 800m	6	Brendan CORCORAN	SR	1:53.63	2/15/13	10	1.40	11.40
► PV	17	Thomas GAUGER	SR	4.71m 15-5½	2/15/13	0.8	0.03	0.83
Team Total								12.23

"Scrd As", short for "Scored As", Standing used for place points portion of performance's score combining preseason data (when applied) to current season data

Numbers in BLACK are both the performance's actual NCAA rank AND "scored as" rank Numbers in RED indicate actual NCAA rank does not exist or is worse than "scored as" rank Numbers in BLUE indicate actual NCAA rank is better than "scored as" rank

USTFCCCA Non-Member

Non-Member Schools Will NOT be ranked, beginning Week 2



USTFCCCA NCAA Division III National Team Rankings

2013 Indoor Track & Field, Week #5

as of 2/18/2013 1:46:12 PM

D denotes multiple-event rule in affect
Only those who score >0.01 pts are shown

MEN

49



TCNJ

New Jersey Athletic Conference

▼22

Event	Scrd As	Athlete	Yr	Scored Mark		Date	Pl. Pts.	Bonus	TOTAL
Scored bests come from CURRENT season									
▶ 800m	12	Dominic TASCO	JR	1:54.81cb	1:53.19	2/8/13	3	0.58	3.58
▶ 4x400	16	Spekhardt, Tasco, Day, Moutenot		3:23.00cb	3:19.80	2/15/13	0.4	0.11	0.51
▶ PV	16	Julio ALORRO	SR	4.72m	15-5%	2/2/13	0.9	0.08	0.98
▶ TJ	9	Steve D'AIUTOLO	SR	14.58m	47-10	2/2/13	6	0.69	6.69
▶ HEPT	28	Jonathan WRIGHT	FR	4,500		1/30/13	0.1	0.00	0.10
Team Total									11.87

50



Marietta

Ohio Athletic Conference

▼11

Event	Scrd As	Athlete	Yr	Scored Mark		Date	Pl. Pts.	Bonus	TOTAL
Scored bests come from CURRENT season									
▶ H60m	6	Ryan LOPEZ-JORDAN	JR	8.19c	7.60(55)	1/19/13	10	1.19	11.19
▶ WT	23	Gaston HAYES	SR	17.30m	56-9%	12/1/12	0.35	0.00	0.35
Team Total									11.54

51



Dickinson

Centennial Conference

▼16

Event	Scrd As	Athlete	Yr	Scored Mark	Date	Pl. Pts.	Bonus	TOTAL
Scored bests come from CURRENT season								
▶ 60m	6	Aaron PANNELL	JR	6.86	1/19/13	10	1.23	11.23
▶ 5000m	28	Andrew FINE	SR	14:52.76	2/2/13	0.1	0.00	0.10
▶ DMR	20	Steinbock, Jackson, Sansevere, Clark		10:20.50	2/15/13	0.05	0.00	0.05
Team Total								11.38

52



Muskingum

Ohio Athletic Conference

▼9

Event	Scrd As	Athlete	Yr	Scored Mark	Date	Pl. Pts.	Bonus	TOTAL	
Scored bests come from CURRENT season									
► PV	6	Chase ADDY	SR	4.90m	16-¾	2/9/13	10	1.36	11.36
Team Total								11.36	

53



SUNY Geneseo

State University of New York Athletic Conference

▲17

Event	Scrd As	Athlete	Yr	Scored Mark	Date	Pl. Pts.	Bonus	TOTAL
Scored bests come from CURRENT season								
▶ 800m	19	Chris CARTER	SR	1:55.31	2/9/13	0.6	0.32	0.92
▶ 5000m	22	Alex BRIMSTEIN	SR	14:47.85	2/9/13	0.4	0.15	0.55
▶ DMR	5	Carter, Cleary-Krell, George, Brimstein		10:06.32	2/15/13	8	1.85	9.85
Team Total								11.32

54



Wesley

Capital Athletic Conference

▼6

Event	Scrd As	Athlete	Yr	Scored Mark	Date	Pl. Pts.	Bonus	TOTAL
Scored bests come from CURRENT season								
▶ H60m	6	Matt BUNDY	SO	8.19	2/2/13	10	1.19	11.19
Team Total								11.19

55



Bridgewater State

Massachusetts State Collegiate Athletic Conference

▼8

Event	Scrd As	Athlete	Yr	Scored Mark		Date	Pl. Pts.	Bonus	TOTAL
Scored bests come from CURRENT season									
► Mile	27	Andrew SUKEFORTH	SR	4:16.43		2/15/13	0.15	0.00	0.15
► LJ	26	Brian ESPINOSA	SO	6.93m	22-9	2/15/13	0.2	0.00	0.20
► TJ	14	Joshua DANNER-HICKS	JR	14.34m	47-¾	2/15/13	1.5	0.32	1.82
► SP	7	Mike MCPHERSON	SR	16.98m	55-8½	12/8/12	8	0.81	8.81
Team Total									10.97

56



Greenville

St. Louis Intercollegiate Athletic Conference

▼15

Event	Scrd As	Athlete	Yr	Scored Mark	Date	Pl. Pts.	Bonus	TOTAL	
Scored bests come from CURRENT season									
▶ 60m	7	Bruce GRAY	SO	6.87	2/15/13	8	1.06	9.06	
▶ WT	14	Josh KUUSISTO	JR	17.94m	58-10%	2/9/13	1.5	0.15	1.65
Team Total								10.71	

"Scrd As", short for "Scored As", Standing used for place points portion of performance's score combining preseason data (when applied) to current season data

Numbers in BLACK are both the performance's actual NCAA rank AND "scored as" rank Numbers in RED indicate actual NCAA rank does not exist or is worse than "scored as" rank Numbers in BLUE indicate actual NCAA rank is better than "scored as" rank

USTFCCCA Non-Member

Non-Member Schools Will NOT be ranked, beginning Week 2



USTFCCCA NCAA Division III National Team Rankings

2013 Indoor Track & Field, Week #5

as of 2/18/2013 1:46:13 PM

D denotes multiple-event rule in affect
Only those who score >0.01 pts are shown

MEN

57



Gwynedd-Mercy

Colonial States Athletic Conference

▼ 4

Event	Scrd As	Athlete	Yr	Scored Mark	Date	Pl. Pts.	Bonus	TOTAL
Scored bests come from CURRENT season								
▶ 400m	19	Nick KEBBA	JR	49.69	2/16/13	0.6	0.34	0.94
▶ Mile	28	Brett KUBIAK	JR	4:16.56	2/16/13	0.1	0.00	0.10
▶ 5000m	27	Brett KUBIAK	JR	14:52.46	2/2/13	0.15	0.00	0.15
▶ HJ	7	Justin TURNER	SR	2.06m 6-9	1/5/13	8	1.04	9.04
Team Total								10.23

58



Nebraska Wesleyan

Great Plains Athletic Conference

▼ 4

Event	Scrd As	Athlete	Yr	Scored Mark	Date	Pl. Pts.	Bonus	TOTAL
Scored bests come from CURRENT season								
▶ 400m	26	John KERSENBROCK	SR	49.92cb 49.13	1/18/13	0.2	0.11	0.31
▶ HJ	7	Tommie BARDSLEY	SO	2.06m 6-9	1/11/13	8	1.04	9.04
Team Total								9.35

59



MIT

New England Women's & Men's Athletic Conferen

▲ 3

Event	Scrd As	Athlete	Yr	Scored Mark	Date	Pl. Pts.	Bonus	TOTAL
Scored bests come from CURRENT season								
▶ 800m	14	Patrick MARX	SR	1:54.84	2/15/13	1.5	0.57	2.07
▶ Mile	29	Kyle HANNON	SR	4:16.67cb 4:13.42	1/18/13	0.05	0.00	0.05
▶ 4x400	9	Singer-Clark, Lee, Kaba, Marx		3:21.26cb 3:18.09	1/25/13	2	0.76	2.76
▶ DMR	19	McKenna, Samsel, Kiggins, Trimble		10:19.07	2/15/13	0.1	0.05	0.15
▶ PV	12	Cyrus VAFADARI	SR	4.78m 15-8½	2/15/13	3	0.36	3.36
▶ TJ	25	David MOTLEY	FR	14.05m 46-1½	1/18/13	0.25	0.00	0.25
Team Total								8.63

60



Allegheny

North Coast Athletic Conference

▼ 10

Event	Scrd As	Athlete	Yr	Scored Mark	Date	Pl. Pts.	Bonus	TOTAL
Scored bests come from CURRENT season								
▶ 5000m	8	Bobby OVER	SR	14:34.76c OT 14:25.50	2/8/13	7	1.11	8.11
Team Total								8.11

61



Aurora

Northern Athletics Conference

▼ 3

Event	Scrd As	Athlete	Yr	Scored Mark	Date	Pl. Pts.	Bonus	TOTAL
Scored bests come from CURRENT season								
▶ HJ	25	Loren IWANICKI	SO	2.00m 6-6½	2/2/13	0.25	0.00	0.25
▶ LJ	9	Nick WILLIAMS	FR	7.16m 23-6	1/18/13	6	0.96	6.96
▶ TJ	29	Nick WILLIAMS	FR	13.99m 45-10½	1/18/13	0.05	0.00	0.05
Team Total								7.26

62



Wesleyan (Conn.)

New England Small College Athletic Conference

▲ 56

Event	Scrd As	Athlete	Yr	Scored Mark	Date	Pl. Pts.	Bonus	TOTAL
Scored bests come from CURRENT season								
▶ 5000m	9	Bryan MARSH	SR	14:35.91	2/11/13	6	0.98	6.98
Team Total								6.98

63



Middlebury

New England Small College Athletic Conference

▼ 14

Event	Scrd As	Athlete	Yr	Scored Mark	Date	Pl. Pts.	Bonus	TOTAL
Scored bests come from CURRENT season								
▶ Mile	24	Jack DAVIES	SR	4:16.04	2/2/13	0.3	0.06	0.36
▶ Mile	25	Wilder SCHAAF	SR	4:16.19	2/2/13	0.25	0.03	0.28
▶ 5000m	12	Jack DAVIES	SR	14:40.64cb 14:31.31	1/25/13	3	0.55	3.55
▶ H60m	17	Kevin CHU	JR	8.32	2/2/13	0.8	0.29	1.09
▶ DMR	11	Schaaf, Parker, Hebble, Davies		10:14.71	2/15/13	0.9	0.55	1.45
Team Total								6.73

64



Calvin

Michigan Intercollegiate Athletic Association

▼ 13

Event	Scrd As	Athlete	Yr	Scored Mark	Date	Pl. Pts.	Bonus	TOTAL
Scored bests come from CURRENT season								
▶ 5000m	11	Dan KERR	JR	14:40.29	1/25/13	4	0.58	4.58
▶ 5000m	14	Jobadiah CHRISTIANSEN	SR	14:42.22	1/25/13	1.5	0.43	1.93
▶ 5000m	30	Greg WHITTLE	SR	14:54.86	1/25/13	0.02	0.00	0.02
▶ SP	30	Aaron MECKES	SR	15.76m 51-8½	2/15/13	0.02	0.00	0.02
Team Total								6.54

"Scrd As", short for "Scored As", Standing used for place points portion of performance's score combining preseason data (when applied) to current season data

Numbers in BLACK are both the performance's actual NCAA rank AND "scored as" rank Numbers in RED indicate actual NCAA rank does not exist or is worse than "scored as" rank Numbers in BLUE indicate actual NCAA rank is better than "scored as" rank

USTFCCCA Non-Member

Non-Member Schools Will NOT be ranked, beginning Week 2



USTFCCCA NCAA Division III National Team Rankings

2013 Indoor Track & Field, Week #5

as of 2/18/2013 1:46:13 PM

D denotes multiple-event rule in affect
Only those who score >0.01 pts are shown

MEN

65



Dubuque

Iowa Intercollegiate Athletic Conference

▼ 1

Event	Scrd As	Athlete	Yr	Scored Mark		Date	Pl. Pts.	Bonus	TOTAL
Scored bests come from CURRENT season									
▶ 60m	12	Corey BROUSSARD	FR	6.90		2/15/13	3	0.61	3.61
▶ 60m	23	Phillip JONES	SR	6.96		2/9/13	0.35	0.05	0.40
▶ HJ	20	Christopher WATSON	SO	2.01m	6-7	1/26/13	0.5	0.00	0.50
▶ LJ	16	Tyrone GALVIN	FR	7.02m	23-½	1/12/13	0.9	0.19	1.09
▶ TJ	22	Kevin JAMISON	FR	14.06m	46-1½	2/9/13	0.4	0.00	0.40
Team Total									6.01

66



Salisbury

Capital Athletic Conference

▼ 5

Event	Scrd As	Athlete	Yr	Scored Mark	Date	Pl. Pts.	Bonus	TOTAL
Scored bests come from CURRENT season								
▶ H60m	10	Luke CAMPBELL	FR	8.27	2/2/13	5	0.50	5.50
Team Total								5.50

67



St. Lawrence

Liberty League

▼ 21

Event	Scrd As	Athlete	Yr	Scored Mark	Date	Pl. Pts.	Bonus	TOTAL
Scored bests come from CURRENT season								
▶ Mile	23	Spencer PATTERSON	FR	4:15.88	2/16/13	0.35	0.08	0.43
▶ H60m	11	Jacob FREDERICKS	JR	8.28	2/9/13	4	0.45	4.45
▶ DMR	15	Patterson, Crawford, Eng, Smolensky		10:18.61	2/2/13	0.5	0.08	0.58
Team Total								5.45

68



Wheaton (Ill.)

College Conference of Illinois & Wisconsin

▼ 23

Event	Scrd As	Athlete	Yr	Scored Mark	Date	Pl. Pts.	Bonus	TOTAL
Scored bests come from CURRENT season								
▶ 800m	23	Luke VANCE	SR	1:55.46	2/15/13	0.35	0.24	0.59
▶ Mile	15	James WATERMAN	JR	4:13.86	2/15/13	1	0.59	1.59
▶ Mile	16	Mark PHILLIPS	SR	4:13.99	2/15/13	0.9	0.55	1.45
▶ DMR	12	Vance, Williams, Wurtz, Haffner		10:15.75	2/8/13	0.8	0.41	1.21
Team Total								4.85

69



Loras

Iowa Intercollegiate Athletic Conference

▲ 35

Event	Scrd As	Athlete	Yr	Scored Mark	Date	Pl. Pts.	Bonus	TOTAL
Scored bests come from CURRENT season								
▶ 400m	11	Josh GOERDT	JR	49.45	2/15/13	4	0.79	4.79
Team Total								4.79

70



Wittenberg

North Coast Athletic Conference

▼ 11

Event	Scrd As	Athlete	Yr	Scored Mark	Date	Pl. Pts.	Bonus	TOTAL
Scored bests come from CURRENT season								
▶ 60m	12	Victor BANJO	SO	6.90	1/12/13	3	0.61	3.61
▶ 400m	18	Justin YATES	SO	49.63	2/9/13	0.7	0.43	1.13
Team Total								4.74

71



Stockton

New Jersey Athletic Conference

▲ 47

Event	Scrd As	Athlete	Yr	Scored Mark	Date	Pl. Pts.	Bonus	TOTAL	
Scored bests come from CURRENT season									
▶ HJ	11	Tim MILLER	SO	2.05m	6-8%	2/15/13	4	0.74	4.74
Team Total								4.74	

72



Ramapo

New Jersey Athletic Conference

▲ 20

Event	Scrd As	Athlete	Yr	Scored Mark	Date	Pl. Pts.	Bonus	TOTAL	
Scored bests come from CURRENT season									
▶ 60m	12	Ackeme BROWN	SR	6.90	2/16/13	3	0.61	3.61	
▶ PV	24	Adam LAZOR	SR	4.65m	15-3	12/8/12	0.3	0.00	0.30
Team Total								3.91	

73



Springfield (Mass.)

New England Women's & Men's Athletic Conferen

▼ 10

Event	Scrd As	Athlete	Yr	Scored Mark	Date	Pl. Pts.	Bonus	TOTAL
Scored bests come from CURRENT season								
▶ WT	12	John DAYTON	JR	18.06m	59-3	1/19/13	3	0.24
Team Total								3.24

"Scrd As", short for "Scored As", Standing used for place points portion of performance's score combining preseason data (when applied) to current season data

Numbers in BLACK are both the performance's actual NCAA rank AND "scored as" rank Numbers in RED indicate actual NCAA rank does not exist or is worse than "scored as" rank Numbers in BLUE indicate actual NCAA rank is better than "scored as" rank

USTFCCCA Non-Member

Non-Member Schools Will NOT be ranked, beginning Week 2



USTFCCCA NCAA Division III National Team Rankings

2013 Indoor Track & Field, Week #5

as of 2/18/2013 1:46:14 PM

D denotes multiple-event rule in affect
Only those who score >0.01 pts are shown

MEN

74



UMass Dartmouth

Little East Conference

▲24

Event	Scrd As	Athlete	Yr	Scored Mark	Date	Pl. Pts.	Bonus	TOTAL
Scored bests come from CURRENT season								
HJ	13	Adam JONES	SO	2.04m	6-8¼	2/9/13	2	0.45 2.45
Team Total								2.45

75



Lebanon Valley

Middle Atlantic Conferences

▲30

Event	Scrd As	Athlete	Yr	Scored Mark	Date	Pl. Pts.	Bonus	TOTAL
Scored bests come from CURRENT season								
H60m	13	Jerome DUNCAN	SR	8.31	2/15/13	2	0.33	2.33
Team Total								2.33

76



Elizabethtown

Middle Atlantic Conferences

▼46

Event	Scrd As	Athlete	Yr	Scored Mark	Date	Pl. Pts.	Bonus	TOTAL
Scored bests come from CURRENT season								
800m	24	Matt REVER	JR	1:55.54	2/15/13	0.3	0.20	0.50
DMR	10	Rever, Rotenberger, Brooks, Focht		10:13.58	1/25/13	1	0.70	1.70
Team Total								2.20

77



Keene State

Little East Conference

▼10

Event	Scrd As	Athlete	Yr	Scored Mark	Date	Pl. Pts.	Bonus	TOTAL
Scored bests come from CURRENT season								
Mile	14	Ryan WIDZGOWSKI	JR	4:13.83	2/15/13	1.5	0.60	2.10
Team Total								2.10

78



Carnegie Mellon

University Athletic Association

▼18

Event	Scrd As	Athlete	Yr	Scored Mark	Date	Pl. Pts.	Bonus	TOTAL
Scored bests come from CURRENT season								
400m	29	Thomas VANDENBERG	SO	50.04c OT	49.25	2/16/13	0.05	0.03 0.08
800m	16	Thomas VANDENBERG	SO	1:55.01		2/9/13	0.9	0.48 1.38
HJ	25	Michael MCDERMOTT	SO	2.00m	6-6¼	1/19/13	0.25	0.00 0.25
SP	27	Zachary ERRA-HERNANDEZ	JR	15.82m	51-11	2/16/13	0.15	0.00 0.15
Team Total								1.86

79



Stevens

Empire 8 Athletic Conference

▲39

Event	Scrd As	Athlete	Yr	Scored Mark	Date	Pl. Pts.	Bonus	TOTAL
Scored bests come from CURRENT season								
HJ	15	Robert PINTO	SO	2.03m	6-8	1/26/13	1	0.30 1.30
HEPT	21	Victor SERVITO	SR	4,577		2/2/13	0.45	0.00 0.45
Team Total								1.75

80



Worcester State

Massachusetts State Collegiate Athletic Conference

▼8

Event	Scrd As	Athlete	Yr	Scored Mark	Date	Pl. Pts.	Bonus	TOTAL
Scored bests come from CURRENT season								
60m	18	Terrence GIBSON	SO	6.94		12/1/12	0.7	0.17 0.87
H60m	21	Terrence GIBSON	SO	8.35		2/15/13	0.45	0.17 0.62
HJ	25	David GERMAIN	SO	2.00m	6-6¼	12/8/12	0.25	0.00 0.25
Team Total								1.74

81



Christopher Newport

USA South Athletic Conference

▲22

Event	Scrd As	Athlete	Yr	Scored Mark	Date	Pl. Pts.	Bonus	TOTAL
Scored bests come from CURRENT season								
60m	21	Daulton TEAFORD	SO	6.95		2/16/13	0.45	0.11 0.56
TJ	17	Dominique TORRES	FR	14.25m	46-9	2/16/13	0.8	0.18 0.98
TJ	27	Kwarteng ASARE	SR	14.01m	45-11¼	2/1/13	0.15	0.00 0.15
Team Total								1.69

"Scrd As", short for "Scored As", Standing used for place points portion of performance's score combining preseason data (when applied) to current season data

Numbers in BLACK are both the performance's actual NCAA rank AND "scored as" rank Numbers in RED indicate actual NCAA rank does not exist or is worse than "scored as" rank Numbers in BLUE indicate actual NCAA rank is better than "scored as" rank

USTFCCCA Non-Member

Non-Member Schools Will NOT be ranked, beginning Week 2



USTFCCCA NCAA Division III National Team Rankings

2013 Indoor Track & Field, Week #5

as of 2/18/2013 1:46:14 PM

D denotes multiple-event rule in affect
Only those who score >0.01 pts are shown

MEN

82



Ripon

Midwest Conference

▲24

Event	Scrd As	Athlete	Yr	Scored Mark	Date	Pl. Pts.	Bonus	TOTAL
Scored bests come from CURRENT season								
800m	15	Cory ZIMMERMAN	SR	1:54.95	2/16/13	1	0.51	1.51
Team Total								1.51

83



Rose-Hulman

Heartland Collegiate Athletic Conference

▼7

Event	Scrd As	Athlete	Yr	Scored Mark		Date	Pl. Pts.	Bonus	TOTAL
Scored bests come from CURRENT season									
▶ 400m	27	Tyler HANNAN	SR	49.93		2/9/13	0.15	0.11	0.26
▶ PV	18	Collin CROWSON	SR	4.70m	15-5	2/16/13	0.7	0.00	0.70
▶ LJ	22	Travis STALLINGS	SR	6.96m	22-10	1/12/13	0.4	0.00	0.40
▶ WT	28	Greg LARMORE	SR	16.82m	55-2½	2/16/13	0.1	0.00	0.10
Team Total									1.46

84



NYU

University Athletic Association

▼13

Event	Scrd As	Athlete	Yr	Scored Mark		Date	Pl. Pts.	Bonus	TOTAL
Scored bests come from CURRENT season									
▶ 400m	22	Dan MCKINNEY	SR	49.80cb	49.01	2/15/13	0.4	0.20	0.60
▶ 800m	25	Zach KISH	SO	1:55.59cb	1:53.96	2/8/13	0.25	0.18	0.43
▶ 5000m	24	Dylan KARTEN	JR	14:51.73cb	14:42.29	2/8/13	0.3	0.01	0.31
Team Total									1.33

85

Saint John Fisher

Empire 8 Athletic Conference

▼20

Event	Scrd As	Athlete	Yr	Scored Mark	Date	Pl. Pts.	Bonus	TOTAL
Scored bests come from CURRENT season								
► HJ	15	Eric RILEY	SO	2.03m	6-8	1/26/13	1	0.30
Team Total								1.30

85



UMass Boston

Little East Conference

▼20

Event	Scrd As	Athlete	Yr	Scored Mark		Date	Pl. Pts.	Bonus	TOTAL
Scored bests come from CURRENT season									
► HJ	15	Tylor HART	SO	2.03m	6-8	1/19/13	1	0.30	1.30
Team Total									1.30

87



Rochester

University Athletic Association

▲31

Event	Scrd As	Athlete	Yr	Scored Mark	Date	Pl. Pts.	Bonus	TOTAL
Scored bests come from CURRENT season								
► TJ	15	Boubacar DIALLO	FR	14.28m	46-10%	2/1/13	1 0.22	1.22
Team Total								1.22

88



Mississippi College

American Southwest Conference

▼15

Event	Scrd As	Athlete	Yr	Scored Mark		Date	Pl. Pts.	Bonus	TOTAL
Scored bests come from CURRENT season									
▶ 60m	18	Demarcus SPEIGHT	JR	6.94c	6.45(55)	2/2/13	0.7	0.17	0.87
▶ 800m	26	Shane BROGDON	SR	1:55.63cu	1:56.52	2/16/13	0.2	0.16	0.36
Team Total									1.22

89



Penn State Behrend

Allegheny Mountain Collegiate Conference

▼11

Event	Scrd As	Athlete	Yr	Scored Mark		Date	Pl. Pts.	Bonus	TOTAL
Scored bests come from CURRENT season									
► PV	15	Dylan BILKA	SO	4.75m	15-7	1/19/13	1	0.22	1.22
Team Total									1.22

90



Franklin

Heartland Collegiate Athletic Conference

▼16

Event	Scrd As	Athlete	Yr	Scored Mark		Date	Pl. Pts.	Bonus	TOTAL
Scored bests come from CURRENT season									
▶ HJ	18	Forrest PRICHARD	JR	2.02m	6-7½	2/1/13	0.7	0.15	0.85
▶ LJ	23	Georard MITCHELL	SR	6.94m	22-9½	2/9/13	0.35	0.00	0.35
Team Total									1.20

"Scrd As", short for "Scored As", Standing used for place points portion of performance's score combining preseason data (when applied) to current season data

Numbers in BLACK are both the performance's actual NCAA rank AND "scored as" rank Numbers in RED indicate actual NCAA rank does not exist or is worse than "scored as" rank Numbers in BLUE indicate actual NCAA rank is better than "scored as" rank

USTFCCCA Non-Member

Non-Member Schools Will NOT be ranked, beginning Week 2



USTFCCCA NCAA Division III National Team Rankings

2013 Indoor Track & Field, Week #5

as of 2/18/2013 1:46:15 PM

D denotes multiple-event rule in affect
Only those who score >0.01 pts are shown

MEN

91



CCNY

City University of New York Athletic Conference

▼22

Event	Scrd As	Athlete	Yr	Scored Mark	Date	Pl. Pts.	Bonus	TOTAL
Scored bests come from CURRENT season								
▶ 60m	17	Thierry DIESSONGO	SO	6.92	2/2/13	0.8	0.39	1.19
Team Total								1.19

92



SUNY Fredonia

State University of New York Athletic Conference

▲26

Event	Scrd As	Athlete	Yr	Scored Mark	Date	Pl. Pts.	Bonus	TOTAL
Scored bests come from CURRENT season								
▶ H60m	23	Carl CAUGHELL	SR	8.36	2/15/13	0.35	0.13	0.48
▶ DMR	14	Mulcahy, Wasik, Knapp, Hess		10:18.51	2/15/13	0.6	0.08	0.68
Team Total								1.16

93



Brandeis

University Athletic Association

▲1

Event	Scrd As	Athlete	Yr	Scored Mark	Date	Pl. Pts.	Bonus	TOTAL
Scored bests come from CURRENT season								
▶ Mile	18	Alex KRAMER	SR	4:14.40	2/15/13	0.7	0.43	1.13
Team Total								1.13

94



Nazareth

Empire 8 Athletic Conference

▼19

Event	Scrd As	Athlete	Yr	Scored Mark	Date	Pl. Pts.	Bonus	TOTAL
Scored bests come from CURRENT season								
▶ TJ	16	Khiary GAYLE	FR	14.26m	12/1/12	0.9	0.19	1.09
Team Total								1.09

95



Ithaca

Empire 8 Athletic Conference

▼40

Event	Scrd As	Athlete	Yr	Scored Mark		Date	Pl. Pts.	Bonus	TOTAL
Scored bests come from CURRENT season									
▶ DMR	13	Geary, Mann, Savage, Bickell		10:18.18		2/2/13	0.7	0.10	0.80
▶ HJ	25	Brendan WILKINS	JR	2.00m	6-6"	2/15/13	0.25	0.00	0.25
Team Total									1.05

96



Wilmington (Ohio)

Ohio Athletic Conference

▼17

Event	Scrd As	Athlete	Yr	Scored Mark		Date	Pl. Pts.	Bonus	TOTAL
Scored bests come from CURRENT season									
▶ SP	18	Mason METTS	SR	16.23m	53-3	2/15/13	0.7	0.00	0.70
▶ WT	24	Mason METTS	SR	17.24m	56-6½	2/16/13	0.3	0.00	0.30
Team Total									1.00

97



Simpson (Iowa)

Iowa Intercollegiate Athletic Conference

▼11

Event	Scrd As	Athlete	Yr	Scored Mark	Date	Pl. Pts.	Bonus	TOTAL
Scored bests come from CURRENT season								
▶ 60m	23	Aaron ARMENT	SO	6.96	2/2/13	0.35	0.05	0.40
▶ Mile	22	Joe FARRAND	JR	4:15.35	2/15/13	0.4	0.16	0.56
Team Total								0.96

98



UW-River Falls

Wisconsin Intercollegiate Athletic Conference

▼11

Event	Scrd As	Athlete	Yr	Scored Mark		Date	Pl. Pts.	Bonus	TOTAL
Scored bests come from CURRENT season									
▶ H60m	23	Matt SHUTEY	JR	8.36		2/15/13	0.35	0.13	0.48
▶ H60m	26	James BUTLER	SR	8.38c	7.78(55)	2/8/13	0.2	0.05	0.25
▶ PV	29	Alex JURGENSON	SO	4.60m	15-1	1/25/13	0.05	0.00	0.05
▶ WT	27	Benjamin TYKWINSKI	JR	16.87m	55-4"	2/8/13	0.15	0.00	0.15
Team Total									0.94

"Scrd As", short for "Scored As", Standing used for place points portion of performance's score combining preseason data (when applied) to current season data

Numbers in BLACK are both the performance's actual NCAA rank AND "scored as" rank Numbers in RED indicate actual NCAA rank does not exist or is worse than "scored as" rank Numbers in BLUE indicate actual NCAA rank is better than "scored as" rank

USTFCCCA Non-Member

Non-Member Schools Will NOT be ranked, beginning Week 2



USTFCCCA NCAA Division III National Team Rankings

2013 Indoor Track & Field, Week #5

as of 2/18/2013 1:46:15 PM

D denotes multiple-event rule in affect
Only those who score >0.01 pts are shown

MEN

99



St. Scholastica

Upper Midwest Athletic Conference

▼15

Event	Scrd As	Athlete	Yr	Scored Mark	Date	Pl. Pts.	Bonus	TOTAL
Scored bests come from CURRENT season								
▶ HEPT	17	Kevin WAGNER	FR	4,675	2/8/13	0.8	0.06	0.86
Team Total								0.86

100



Ohio Northern

Ohio Athletic Conference

▼10

Event	Scrd As	Athlete	Yr	Scored Mark		Date	Pl. Pts.	Bonus	TOTAL
Scored bests come from CURRENT season									
▶ LJ	19	Josh COLBERT	JR	7.00m	22-11%	1/18/13	0.6	0.12	0.72
Team Total									0.72

101



Washington (Mo.)

University Athletic Association

▼10

Event	Scrd As	Athlete	Yr	Scored Mark	Date	Pl. Pts.	Bonus	TOTAL
Scored bests come from CURRENT season								
▶ 5000m	20	Kevin SPARKS	JR	14:46.52	2/9/13	0.5	0.21	0.71
Team Total								0.71

102



Case Western Reserve

University Athletic Association

▼25

Event	Scrd As	Athlete	Yr	Scored Mark		Date	Pl. Pts.	Bonus	TOTAL
Scored bests come from CURRENT season									
▶ WT	20	Harry WEINTRAUB	JR	17.44m	57-2%	2/9/13	0.5	0.00	0.50
Scored bests come from PRE-SEASON DATA									
▶ HEPT	26	Michael COHARA	SR	4,523		12/10/11	0.2	0.00	0.20
Team Total								0.70	

103



WPI

New England Women's & Men's Athletic Conferen

▼ 8

Event	Scrd As	Athlete	Yr	Scored Mark	Date	Pl. Pts.	Bonus	TOTAL	
Scored bests come from CURRENT season									
▶ LJ	20	Wesley DECHRISTOFARO	JR	6.99m	22-11¼	12/1/12	0.5	0.08	0.58
Team Total								0.58	

104



Heidelberg

Ohio Athletic Conference

▼24

Event	Scrd As	Athlete	Yr	Scored Mark	Date	Pl. Pts.	Bonus	TOTAL
Scored bests come from CURRENT season								
▶ 60m	21	Donteea DYE	FR	6.95	2/9/13	0.45	0.11	0.56
Team Total								0.56

105



Benedictine (Ill.)

Northern Athletics Conference

▼24

Event	Scrd As	Athlete	Yr	Scored Mark	Date	Pl. Pts.	Bonus	TOTAL	
Scored bests come from CURRENT season									
▶ HJ	20	Billy SIPEK	SO	2.01m	6-7	1/18/13	0.5	0.00	0.50
Team Total								0.50	

105



Mount St. Joseph

Heartland Collegiate Athletic Conference

▼24

Event	Scrd As	Athlete	Yr	Scored Mark		Date	Pl. Pts.	Bonus	TOTAL
Scored bests come from CURRENT season									
▶ HJ	20	Ray CLAYTOR	JR	2.01m	6-7	1/19/13	0.5	0.00	0.50
Team Total									0.50

107



SUNY Plattsburgh

State University of New York Athletic Conference

▼ 5

Event	Scrd As	Athlete	Yr	Scored Mark	Date	Pl. Pts.	Bonus	TOTAL
Scored bests come from PRE-SEASON DATA								
▶ HEPT	20	Ben DEPO	SR	4,622	2/4/12	0.5	0.00	0.50
Team Total								0.50

108



Ursinus

Centennial Conference

▼12

Event	Scrd As	Athlete	Yr	Scored Mark	Date	Pl. Pts.	Bonus	TOTAL	
Scored bests come from CURRENT season									
▶ TJ	21	Chris ROUNTREE	SR	14.09m	46-2%	2/2/13	0.45	0.00	0.45
Team Total								0.45	

"Scrd As", short for "Scored As", Standing used for place points portion of performance's score combining preseason data (when applied) to current season data

Numbers in BLACK are both the performance's actual NCAA rank AND "scored as" rank Numbers in RED indicate actual NCAA rank does not exist or is worse than "scored as" rank Numbers in BLUE indicate actual NCAA rank is better than "scored as" rank

USTFCCCA Non-Member

Non-Member Schools Will NOT be ranked, beginning Week 2



USTFCCCA NCAA Division III National Team Rankings

2013 Indoor Track & Field, Week #5

as of 2/18/2013 1:46:16 PM

D denotes multiple-event rule in affect
Only those who score >0.01 pts are shown

MEN

109

Geneva
 Presidents' Athletic Conference

▼21

Event	Scrd As	Athlete	Yr	Scored Mark	Date	Pl. Pts.	Bonus	TOTAL
Scored bests come from CURRENT season								
60m	23	Ryan WHITE	SO	6.96c 6.47(55)	2/8/13	0.35	0.05	0.40
Team Total								0.40

114

Hanover
 Heartland Collegiate Athletic Conference

▲4

Event	Scrd As	Athlete	Yr	Scored Mark	Date	Pl. Pts.	Bonus	TOTAL
Scored bests come from CURRENT season								
HJ	25	Nick JAEGER	FR	2.00m 6-6%	2/16/13	0.25	0.00	0.25
Team Total								0.25

109

Susquehanna
 Landmark Conference

▼21

Event	Scrd As	Athlete	Yr	Scored Mark	Date	Pl. Pts.	Bonus	TOTAL
Scored bests come from CURRENT season								
60m	23	Kwane HAYLE	FR	6.96	1/18/13	0.35	0.05	0.40
Team Total								0.40

114

Lynchburg
 Old Dominion Athletic Conference

▼21

Event	Scrd As	Athlete	Yr	Scored Mark	Date	Pl. Pts.	Bonus	TOTAL
Scored bests come from CURRENT season								
HJ	25	Jared BLOOMQUIST	SO	2.00m 6-6%	2/8/13	0.25	0.00	0.25
Team Total								0.25

111

Capital
 Ohio Athletic Conference

▼11

Event	Scrd As	Athlete	Yr	Scored Mark	Date	Pl. Pts.	Bonus	TOTAL
Scored bests come from CURRENT season								
TJ	22	Joshua WOODS	SR	14.06m 46-1½	2/9/13	0.4	0.00	0.40
Team Total								0.40

114

Thiel
 Presidents' Athletic Conference

▼16

Event	Scrd As	Athlete	Yr	Scored Mark	Date	Pl. Pts.	Bonus	TOTAL
Scored bests come from CURRENT season								
HJ	25	Nick JONES	SO	2.00m 6-6%	1/25/13	0.25	0.00	0.25
Team Total								0.25

111

Westminster (Pa.)
 Presidents' Athletic Conference

▼15

Event	Scrd As	Athlete	Yr	Scored Mark	Date	Pl. Pts.	Bonus	TOTAL
Scored bests come from CURRENT season								
PV	22	Mark SAYLOR	SR	4.66m 15-3½	2/2/13	0.4	0.00	0.40
Team Total								0.40

117

Hamline
 Minnesota Intercollegiate Athletic Conference

▲1

Event	Scrd As	Athlete	Yr	Scored Mark	Date	Pl. Pts.	Bonus	TOTAL
Scored bests come from CURRENT season								
4x400	18	Latzke, Warmka, Thomas, Willman		3:23.56	2/16/13	0.2	0.00	0.20
Team Total								0.20

113

Adrian
 Michigan Intercollegiate Athletic Association

▲5

Event	Scrd As	Athlete	Yr	Scored Mark	Date	Pl. Pts.	Bonus	TOTAL
Scored bests come from CURRENT season								
SP	23	Jacob MEHR	JR	15.99m 52-5½	2/15/13	0.35	0.00	0.35
Team Total								0.35

118

Principia
 St. Louis Intercollegiate Athletic Conference

▼9

Event	Scrd As	Athlete	Yr	Scored Mark	Date	Pl. Pts.	Bonus	TOTAL
Scored bests come from CURRENT season								
PV	27	Conrad BOLLINGER	FR	4.62m 15-1¾	2/15/13	0.15	0.00	0.15
Team Total								0.15

"Scrd As", short for "Scored As", Standing used for place points portion of performance's score combining preseason data (when applied) to current season data

Numbers in BLACK are both the performance's actual NCAA rank AND "scored as" rank Numbers in RED indicate actual NCAA rank does not exist or is worse than "scored as" rank Numbers in BLUE indicate actual NCAA rank is better than "scored as" rank

USTFCCCA Non-Member

Non-Member Schools Will NOT be ranked, beginning Week 2



USTFCCCA NCAA Division III National Team Rankings

2013 Indoor Track & Field, Week #5

as of 2/18/2013 1:46:17 PM

D denotes multiple-event rule in affect
Only those who score >0.01 pts are shown

MEN

119



Mary Washington

Capital Athletic Conference

▼ 1

Event	Scrd As	Athlete	Yr	Scored Mark	Date	Pl. Pts.	Bonus	TOTAL
Scored bests come from CURRENT season								
▶ 400m	28	Michael ATKINSON	SO	50.02	2/17/13	0.1	0.05	0.15
Team Total								0.15

120



Concordia Chicago

Northern Athletics Conference

▼ 12

Event	Scrd As	Athlete	Yr	Scored Mark	Date	Pl. Pts.	Bonus	TOTAL	
Scored bests come from CURRENT season									
▶ LJ	28	Antwon JAMES	FR	6.91m	22-8	1/11/13	0.1	0.00	0.10
Team Total								0.10	

120



Illinois Wesleyan

College Conference of Illinois & Wisconsin

▼ 19

Event	Scrd As	Athlete	Yr	Scored Mark	Date	Pl. Pts.	Bonus	TOTAL
Scored bests come from CURRENT season								
▶ 60m	28	Ryan DARCY	SO	6.97	1/19/13	0.1	0.00	0.10
Team Total								0.10

122



Johns Hopkins

Centennial Conference

▼ 39

Event	Scrd As	Athlete	Yr	Scored Mark	Date	Pl. Pts.	Bonus	TOTAL
Scored bests come from CURRENT season								
▶ 800m	30	Andrew CAREY	JR	1:55.87	2/9/13	0.02	0.06	0.08
Team Total								0.08

123



Virginia Wesleyan

Old Dominion Athletic Conference

▼ 5

Event	Scrd As	Athlete	Yr	Scored Mark	Date	Pl. Pts.	Bonus	TOTAL
Scored bests come from CURRENT season								
▶ 60m	29	Randy LOTT	JR	6.98	1/25/13	0.05	0.00	0.05
Team Total								0.05

123



York (Pa.)

Capital Athletic Conference

▼ 5

Event	Scrd As	Athlete	Yr	Scored Mark	Date	Pl. Pts.	Bonus	TOTAL
Scored bests come from CURRENT season								
▶ 60m	29	Sean WELSH	SO	6.98	2/17/13	0.05	0.00	0.05
Team Total								0.05

125



Alvernia

Middle Atlantic Conferences

▼ 18

Event	Scrd As	Athlete	Yr	Scored Mark	Date	Pl. Pts.	Bonus	TOTAL
Scored bests come from CURRENT season								
▶ WT	30	Josh STREETER	SO	16.73m	54-10%	1/11/13	0.02	0.00
Team Total								0.02

"Scrd As", short for "Scored As", Standing used for place points portion of performance's score combining preseason data (when applied) to current season data

Numbers in BLACK are both the performance's actual NCAA rank AND "scored as" rank Numbers in RED indicate actual NCAA rank does not exist or is worse than "scored as" rank Numbers in BLUE indicate actual NCAA rank is better than "scored as" rank

USTFCCCA Non-Member

Non-Member Schools Will NOT be ranked, beginning Week 2



USTFCCCA NCAA Division III National Team Rankings


2013 Indoor Track & Field, Week #5


as of 2/18/2013 1:46:17 PM

D denotes multiple-event rule in affect
Only those who score >0.01 pts are shown

WOMEN

UW-Oshkosh										unch	
Wisconsin Intercollegiate Athletic Conference											
Event	Scrd As	Athlete	Yr	Scored Mark		Date	Pl. Pts.	Bonus	TOTAL		
Scored bests come from CURRENT season											
▶ 800m	1	Christy CAZZOLA	JR	2:07.21c OT	2:05.76	2/7/13	20	4.26	24.26		
▶ 800m	9	Kylee VERHASSELT	SO	2:15.74		2/16/13	6	0.48	6.48		
▶ 800m	19	McKenzie KELLY	SR	2:16.40		2/16/13	0.6	0.27	0.87		
▶ Mile	1	Christy CAZZOLA	JR	4:44.73		1/25/13	20	4.81	24.81		
▶ 4x400	6	Jahn, Thurs, Verhasselt, Cazzola		3:56.25		2/2/13	6	1.22	7.22		
▶ DMR	1	Kelly, Jahn, Verhasselt, Cazzola		11:43.46		2/2/13	20	4.28	24.28		
▶ LJ	30	Veijzahn KNIGHT	FR	5.41m	17-9	1/12/13	0.02	0.00	0.02		
▶ TJ	19	Amanda SHOBER	SO	11.25m	36-11	2/2/13	0.6	0.01	0.61		
▶ TJ	24	Claire POHLMAN	JR	11.16m	36-7½	1/12/13	0.3	0.00	0.30		
▶ SP	1	Breanna STRUPP	SR	15.66m	51-4½	2/16/13	20	6.68	26.68		
▶ SP	8	Abby MARTIN	JR	13.77m	45-2½	1/25/13	7	0.73	7.73		
▶ SP	17	Melanie BRICKNER	FR	13.35m	43-9½	1/25/13	0.8	0.11	0.91		
▶ WT	2	Samantha LOEW	SR	18.27m	59-11½	1/25/13	18	3.65	21.65		
▶ WT	6	Melanie BRICKNER	FR	17.46m	57-3½	1/25/13	10	1.56	11.56		
▶ WT	11	Breanna STRUPP	SR	16.76m	55-0	2/7/13	4	0.45	4.45		
▶ WT	24	Abby MARTIN	JR	15.98m	52-5½	2/16/13	0.3	0.00	0.30		
Team Total								162.12			

2				Wartburg		unch		
Iowa Intercollegiate Athletic Conference								
Event	Scrd As	Athlete	Yr	Scored Mark	Date	Pl. Pts.	Bonus	TOTAL
Scored bests come from CURRENT season								
▶ 400m	7	Karly COCHRANE	JR	57.70	1/25/13	8	1.03	9.03
▶ 400m	19	Kendra KREGEL	SR	58.59	2/16/13	0.6	0.21	0.81
▶ 400m	21	Kristin CANNING	JR	58.62	1/25/13	0.45	0.19	0.64
▶ 800m	10	Kristin CANNING	JR	2:15.81	2/16/13	5	0.46	5.46
▶ 800m	13	Taylor MOORE	SO	2:15.99	2/16/13	2	0.40	2.40
▶ 800m	23	Haddie VAWTER	JR	2:16.87	2/16/13	0.35	0.13	0.48
▶ Mile	25	Sammi BRUETT	JR	5:02.89	2/1/13	0.25	0.01	0.26
▶ 5000m	9	Alana ENABNIT	SO	17:19.08c OT 17:11.14	2/7/13	6	0.85	6.85
▶ H60m	2	Camesha GOODS	JR	8.72	2/16/13	18	2.72	20.72
▶ H60m	8	Sarah BORAAS	JR	8.93	2/16/13	7	1.02	8.02
▶ H60m	12	Tashina MCALLISTER	JR	9.05	2/16/13	3	0.37	3.37
▶ 4x400	2	Cochrane, Canning, Moore, Kregel		3:52.67c OT 3:49.61	2/7/13	17	2.93	19.93
▶ DMR	5	Vawter, Kregel, Canning, Bruett		12:01.94c OT 11:54.29	2/7/13	8	1.30	9.30
▶ LJ	17	Monique DAVISSON	SR	5.46m 17-11	2/16/13	0.8	0.00	0.80
▶ TJ	5	Monique DAVISSON	SR	11.82m 38-9½	2/7/13	12	1.49	13.49
▶ TJ	29	Courtney EGTS	JR	11.08m 36-4½	2/16/13	0.05	0.00	0.05
▶ SP	2	Kayla HEMANN	SO	14.55m 47-9	2/1/13	18	3.09	21.09
▶ SP	11	Britlyn SIECK	SR	13.70m 44-11½	1/25/13	4	0.57	4.57
▶ WT	9	Kayla HEMANN	SO	17.01m 55-9½	2/16/13	6	0.76	6.76
Scored bests come from PRE-SEASON DATA								
▶ PENT	4	Camesha GOODS	JR	3,393	2/24/12	14	1.93	15.93
Team Total						149.97		

3  Illinois College ▲ 8									
Midwest Conference									
Event	Scrd As	Athlete	Yr	Scored Mark	Date	Pl. Pts.	Bonus	TOTAL	
Scored bests come from CURRENT season									
▶ 60m	18	Melissa NORVILLE	SR	7.87	1/25/13	0.7	0.22	0.92	
▶ H60m	1	Melissa NORVILLE	SR	8.71	1/19/13	20	2.82	22.82	
▶ H60m	29	Megan STRINGER	SR	9.18	2/15/13	0.05	0.00	0.05	
▶ LJ	1	Melissa NORVILLE	SR	5.99m 19-8	1/19/13	D	20	5.30	7.30
▶ TJ	1	Melissa NORVILLE	SR	12.39m 40-7½	2/15/13	20	4.29	24.29	
▶ PENT	1	Megan STRINGER	SR	3,435	2/15/13	20	2.74	22.74	
Team Total								78.12	

"Scrd As", short for "Scored As", Standing used for place points portion of performance's score combining preseason data (when applied) to current season data

Numbers in BLACK are both the performance's actual NCAA rank AND "scored as" rank Numbers in RED indicate actual NCAA rank does not exist or is worse than "scored as" rank Numbers in BLUE indicate actual NCAA rank is better than "scored as" rank

USTFCCCA Non-Member

Non-Member Schools Will NOT be ranked, beginning Week 2



USTFCCCA NCAA Division III National Team Rankings

2013 Indoor Track & Field, Week #5

as of 2/18/2013 1:46:18 PM

D denotes multiple-event rule in affect
Only those who score >0.01 pts are shown

WOMEN

4



St. Thomas (Minn.)

▲ 19

Minnesota Intercollegiate Athletic Conference

Event	Scrd As	Athlete	Yr	Scored Mark	Date	Pl. Pts.	Bonus	TOTAL	
Scored bests come from CURRENT season									
▶ 60m	31	Erika TIPP	SO	7.92	2/1/13		0.03	0.03	
▶ Mile	18	Taylor BERG	SR	5:00.73	2/1/13	0.7	0.22	0.92	
▶ 5000m	4	Taylor BERG	JR	17:00.90	2/8/13	14	2.15	16.15	
▶ 5000m	6	Erin STATZ	JR	17:10.72	2/8/13	10	1.32	11.32	
▶ 4x400	1	Tipp, Tipp, Van Heel, Goeman		3:51.71	2/16/13	20	3.40	23.40	
▶ DMR	2	Statz, Van Heel, Goeman, Berg		11:48.05	2/16/13	17	3.48	20.48	
▶ HJ	19	Bailey COOK	FR	1.65m	5-5	2/1/13	0.6	0.00	0.60
Team Total								72.90	

5



Williams

▲ 5

New England Small College Athletic Conference

Event	Scrd As	Athlete	Yr	Scored Mark		Date	Pl. Pts.	Bonus	TOTAL	
Scored bests come from CURRENT season										
▶ 800m	22	Brianne MIRECKI	JR	2:16.62cb	2:15.06	1/25/13	0.4	0.21	0.61	
▶ Mile	7	Brianne MIRECKI	JR	4:56.54		2/15/13	8	1.02	9.02	
▶ 5000m	8	Kaleigh KENNY	JR	17:18.87		2/15/13	7	0.86	7.86	
▶ H60m	6	Tanasia HOFFLER	SR	8.88c	8.25(55)	2/15/13	10	1.34	11.34	
▶ HJ	19	Julie PASCHAL	SR	1.65m	5-5	1/12/13	0.6	0.00	0.60	
▶ PV	11	Jenna ADAMS	JR	3.65m	11-11½	2/15/13	4	0.46	4.46	
▶ LJ	7	Tanasia HOFFLER	SR	5.66m	18-7	2/15/13	D	8	1.19	3.19
▶ TJ	2	Tanasia HOFFLER	SR	12.29m	40-4	1/18/13	18	3.78	21.78	
▶ TJ	10	Brooke JOHNSON	SR	11.47m	37-7½	1/18/13	5	0.39	5.39	
▶ WT	8	Amina AVRIL	JR	17.07m	56-0	12/1/12	7	0.87	7.87	
Team Total									72.10	

6



Illinois Wesleyan

▼ 3

College Conference of Illinois & Wisconsin

Event	Scrd As	Athlete	Yr	Scored Mark		Date	Pl. Pts.	Bonus	TOTAL	
Scored bests come from CURRENT season										
▶ 60m	31	Nia JOINER	FR	7.92		12/1/12		0.03	0.03	
▶ 400m	2	Tara CLEMENS	SR	56.56		1/26/13	18	2.65	20.65	
▶ 400m	13	Lauren ROCK	SR	58.29		1/12/13	2	0.38	2.38	
▶ 400m	30	Jenna LOYNACHAN	SR	59.06		2/2/13	0.02	0.00	0.02	
▶ 800m	2	Tara CLEMENS	SR	2:10.48		1/12/13	18	2.56	20.56	
▶ Mile	13	Tara CLEMENS	FR	4:59.69		1/19/13	D	2	0.33	2.33
▶ 5000m	29	Elise ANDERSON	SR	17:50.62		2/2/13	0.05	0.00	0.05	
▶ 4x400	3	Loynachan, Clemens, Boudreau, Rock		3:54.22		1/26/13	14	2.18	16.18	
▶ PV	10	Meridith BEIRD	SO	3.66m	12-0	2/2/13	5	0.49	5.49	
▶ TJ	15	Jill HARMON	FR	11.36m	37-3¼	2/9/13	1	0.20	1.20	
▶ PENT	18	Allie BOUDREAU	SO	3,217		2/2/13	0.7	0.05	0.75	
Team Total									69.65	

7



Monmouth (Ill.)

unch

Midwest Conference

Event	Scrd As	Athlete	Yr	Scored Mark		Date	Pl. Pts.	Bonus	TOTAL
Scored bests come from CURRENT season									
▶ 400m	23	Lacey HAINLINE	SO	58.70		2/16/13	0.35	0.15	0.50
▶ HJ	2	Emily TYSMA	JR	1.73m	5-8	2/16/13	18	2.91	20.91
▶ SP	4	Raven ROBINSON	JR	13.99m	45-10½	2/9/13	14	1.28	15.28
▶ SP	8	Allison DEVOR	SR	13.77m	45-2½	1/26/13	7	0.73	7.73
▶ WT	1	Allison DEVOR	SR	18.42m	60-5½	2/16/13	20	4.03	24.03
▶ WT	16	Raven ROBINSON	JR	16.37m	53-8½	2/9/13	0.9	0.10	1.00
Team Total									69.45

"Scrd As", short for "Scored As", Standing used for place points portion of performance's score combining preseason data (when applied) to current season data

Numbers in BLACK are both the performance's actual NCAA rank AND "scored as" rank Numbers in RED indicate actual NCAA rank does not exist or is worse than "scored as" rank Numbers in BLUE indicate actual NCAA rank is better than "scored as" rank

USTFCCCA Non-Member

Non-Member Schools Will NOT be ranked, beginning Week 2



USTFCCCA NCAA Division III National Team Rankings

2013 Indoor Track & Field, Week #5

as of 2/18/2013 1:46:18 PM

D denotes multiple-event rule in affect
Only those who score >0.01 pts are shown

WOMEN

8



UW-La Crosse

Wisconsin Intercollegiate Athletic Conference

▼ 4

Event	Scrd As	Athlete	Yr	Scored Mark		Date	Pl. Pts.	Bonus	TOTAL
Scored bests come from CURRENT season									
▶ 60m	12	Jaime LUDWIGSON	SO	7.81		2/1/13	3	0.60	3.60
▶ 60m	28	Rebecca SCHMIDT	SR	7.90		2/15/13	0.1	0.11	0.21
▶ 60m	31	Bailey ALSTON	SO	7.92		2/15/13		0.03	0.03
▶ 400m	9	Claire ELLIOTT	SO	57.94		2/15/13	6	0.76	6.76
▶ 400m	11	Rebecca SCHEUERMANN	SR	58.12		2/15/13	4	0.56	4.56
▶ 400m	15	Jenna HALVORSON	JR	58.39		2/15/13	1	0.32	1.32
▶ 400m	16	Claire GORDEE	FR	58.40		2/15/13	0.9	0.31	1.21
▶ 400m	19	Shannon KLEIN	SO	58.59		2/15/13	0.6	0.21	0.81
▶ 800m	28	Rebecca SCHEUERMANN	SR	2:17.53		2/9/13	0.1	0.00	0.10
▶ 5000m	24	Corissa CONARD	SO	17:46.39		2/9/13	0.3	0.00	0.30
▶ H60m	11	Jaime LUDWIGSON	SO	9.03		2/1/13	4	0.43	4.43
▶ H60m	24	Claire GORDEE	FR	9.12		2/15/13	0.3	0.16	0.46
▶ H60m	24	Addie KORB	FR	9.12		2/1/13	0.3	0.16	0.46
▶ 4x400	4	Halvorson, Klein, Scheuermann, Elliott		3:54.38		2/1/13	11	2.11	13.11
▶ HJ	17	Kayla ASHLAND	JR	1.66m	5-5½	2/15/13	0.8	0.11	0.91
▶ PV	14	Meaghan HOWELL	FR	3.57m	11-8½	2/8/13	1.5	0.14	1.64
▶ PV	27	Erika WHITSON	SO	3.46m	11-4½	2/1/13	0.15	0.00	0.15
▶ LJ	4	Bailey ALSTON	SO	5.68m	18-7½	2/9/13	14	1.42	15.42
▶ LJ	16	Lizzie MATTSON	FR	5.52m	18-1½	2/15/13	0.9	0.19	1.09
▶ TJ	20	Jaime LUDWIGSON	SO	11.24m	36-10½	2/1/13	0.5	0.00	0.50
▶ TJ	21	Bailey ALSTON	SO	11.20m	36-9	1/18/13	0.45	0.00	0.45
▶ SP	30	Kayla BROWN	FR	12.99m	42-7½	1/26/13	0.02	0.00	0.02
▶ WT	23	Nicole FLACKEY	SR	16.03m	52-7½	2/15/13	0.35	0.00	0.35
▶ PENT	10	Jena WEIGEL	SR	3,335		2/1/13	5	1.01	6.01
Team Total									63.90

10



Wheaton (Mass.)

New England Women's & Men's Athletic Conference

▲ 4

Event	Scrd As	Athlete	Yr	Scored Mark		Date	Pl. Pts.	Bonus	TOTAL
Scored bests come from CURRENT season									
▶ 60m	7	Amanda CLAFLIN	SR	7.76		2/1/13	8	1.09	9.09
▶ 400m	3	Ashante LITTLE	JR	56.58		2/16/13	16	2.62	18.62
▶ 800m	15	Samantha BENNETT	SR	2:16.14		2/16/13	1	0.36	1.36
▶ H60m	4	Ashante LITTLE	JR	8.82		1/19/13	14	1.75	15.75
▶ 4x400	7	Clafin, Bennett, Little, Scannell		3:56.75cb	3:53.64	2/1/13	4	1.01	5.01
▶ HJ	6	Mollie LANE	JR	1.68m	5-6	1/19/13	10	0.70	10.70
Team Total									60.53

11



Johns Hopkins

Centennial Conference

▼ 3

Event	Scrd As	Athlete	Yr	Scored Mark		Date	Pl. Pts.	Bonus	TOTAL
Scored bests come from CURRENT season									
▶ 800m	14	Annie MONAGLE	SR	2:16.04		1/19/13	1.5	0.39	1.89
▶ 800m	27	Maggie SHELTON	JR	2:17.42		2/15/13	0.15	0.01	0.16
▶ Mile	3	Annie MONAGLE	SR	4:54.10		2/9/13	16	1.77	17.77
▶ 5000m	1	Hannah ONEDA	FR	16:48.24		12/9/12	20	3.24	23.24
▶ DMR	6	Monagle, McDonald, Johnson, Oneda		12:02.71cb	11:55.05	1/25/13	6	1.21	7.21
▶ TJ	11	Imoni MCCORVEY	FR	11.44m	37-6½	2/9/13	4	0.34	4.34
▶ SP	29	Emily SWENSON	JR	13.04m	42-9½	2/2/13	0.05	0.00	0.05
Team Total									54.67

9



Ramapo

New Jersey Athletic Conference

▲ 12

Event	Scrd As	Athlete	Yr	Scored Mark		Date	Pl. Pts.	Bonus	TOTAL
Scored bests come from CURRENT season									
▶ PV	1	Michelle FAVRE	SR	4.15m	13-7½	1/25/13	20	5.27	25.27
▶ PV	26	Emily SHIPLEY	FR	3.48m	11-5	1/19/13	0.2	0.00	0.20
▶ LJ	3	Anita ROGERS	SR	5.72m	18-9½	2/15/13	16	1.92	17.92
▶ TJ	3	Anita ROGERS	SR	12.01m	39-5	2/15/13	16	2.35	18.35
Team Total									61.74

"Scrd As", short for "Scored As", Standing used for place points portion of performance's score combining preseason data (when applied) to current season data

Numbers in BLACK are both the performance's actual NCAA rank AND "scored as" rank Numbers in RED indicate actual NCAA rank does not exist or is worse than "scored as" rank Numbers in BLUE indicate actual NCAA rank is better than "scored as" rank

USTFCCCA Non-Member

Non-Member Schools Will NOT be ranked, beginning Week 2



USTFCCCA NCAA Division III National Team Rankings

2013 Indoor Track & Field, Week #5

as of 2/18/2013 1:46:18 PM

D denotes multiple-event rule in affect
Only those who score >0.01 pts are shown

WOMEN

12



Washington (Mo.)

University Athletic Association

▼ 7

Event	Scrd As	Athlete	Yr	Scored Mark	Date	Pl. Pts.	Bonus	TOTAL
Scored bests come from CURRENT season								
800m	12	Emily WARNER	FR	2:15.94	2/9/13	3	0.42	3.42
5000m	12	Lucy CHEADLE	SO	17:24.04cb 17:16.06	2/8/13	3	0.58	3.58
4x400	22	Davis, Cesarz, Diaz-Arrastia, Warner		4:00.18	1/26/13	0	0.06	0.06
DMR	10	Tiffany, Davis, Warner, Cheadle		12:08.13	2/2/13	1	0.62	1.62
HJ	19	Jasmine WILLIAMS	JR	1.65m 5-5	2/2/13	0.6	0.00	0.60
PV	2	Anna ETHERINGTON	JR	3.96m 12-11½	2/15/13	18	3.12	21.12
PV	19	Claire SIMONS	SO	3.52m 11-6½	2/9/13	0.6	0.00	0.60
PV	30	Moiria KILLORAN	JR	3.40m 11-1½	2/15/13	0.02	0.00	0.02
LJ	11	Anne DIAZ-ARRASTIA	SR	5.59m 18-4½	1/19/13	D 4	0.60	2.60
TJ	9	Anne DIAZ-ARRASTIA	SR	11.60m 38-¾	2/9/13	6	0.73	6.73
PENT	8	Anne DIAZ-ARRASTIA	SR	3,341	2/2/13	7	1.09	8.09
Team Total								48.42

14



SUNY Cortland

State University of New York Athletic Conference

▼ 8

Event	Scrd As	Athlete	Yr	Scored Mark	Date	Pl. Pts.	Bonus	TOTAL
Scored bests come from CURRENT season								
60m	15	Sarah BONNELL	JR	7.85	12/1/12	1	0.30	1.30
4x400	11	Harper, Grable, Triantafillou, VanderVeen		3:58.18	2/9/13	0.9	0.57	1.47
HJ	19	Taylor HUDSON	SO	1.65m 5-5	1/19/13	0.6	0.00	0.60
HJ	19	Nicole SCHAFER	SR	1.65m 5-5	2/2/13	0.6	0.00	0.60
PV	13	Kelly HUGO	JR	3.60m 11-9½	2/16/13	2	0.26	2.26
PV	28	Christi NASSAUER	JR	3.45m 11-3½	2/16/13	0.1	0.00	0.10
LJ	4	Sarah BONNELL	JR	5.68m 18-7½	2/2/13	14	1.42	15.42
LJ	15	Taylor HUDSON	SO	5.53m 18-1½	2/9/13	1	0.23	1.23
TJ	7	Amber STEPHENS	SR	11.71m 38-5	12/1/12	8	1.11	9.11
PENT	5	Nicole SCHAFER	SR	3,384	2/2/13	12	1.75	13.75
PENT	21	Taylor HUDSON	SO	3,200	2/2/13	0.45	0.00	0.45
Team Total								46.30

13



Middlebury

New England Small College Athletic Conference

▲ 9

Event	Scrd As	Athlete	Yr	Scored Mark	Date	Pl. Pts.	Bonus	TOTAL
Scored bests come from CURRENT season								
800m	3	Juliet RYAN-DAVIS	SR	2:11.36	2/15/13	16	2.12	18.12
Mile	4	Addie TOUSLEY	SR	4:54.15	2/15/13	14	1.76	15.76
DMR	4	O'Brien, Morris, Ryan-Davis, Tousley		12:00.58cb 11:52.95	1/25/13	11	1.45	12.45
Team Total								46.33

15



Buffalo State

State University of New York Athletic Conference

unch

Event	Scrd As	Athlete	Yr	Scored Mark	Date	Pl. Pts.	Bonus	TOTAL
Scored bests come from CURRENT season								
60m	1	Sasha HENRY	SR	7.64	12/7/12	20	2.51	22.51
60m	12	Jazmin DUNHAM	JR	7.81c 7.25(55)	2/8/13	3	0.60	3.60
400m	22	Sasa VANN	FR	58.63	2/15/13	0.4	0.19	0.59
H60m	3	Jazmin DUNHAM	JR	8.74	2/1/13	16	2.52	18.52
Team Total								45.22

"Scrd As", short for "Scored As", Standing used for place points portion of performance's score combining preseason data (when applied) to current season data

Numbers in BLACK are both the performance's actual NCAA rank AND "scored as" rank Numbers in RED indicate actual NCAA rank does not exist or is worse than "scored as" rank Numbers in BLUE indicate actual NCAA rank is better than "scored as" rank

USTFCCCA Non-Member

Non-Member Schools Will NOT be ranked, beginning Week 2



USTFCCCA NCAA Division III National Team Rankings

2013 Indoor Track & Field, Week #5

as of 2/18/2013 1:46:19 PM

D denotes multiple-event rule in affect
Only those who score >0.01 pts are shown

WOMEN

16



UW-Whitewater

Wisconsin Intercollegiate Athletic Conference

4

Event	Scrd As	Athlete	Yr	Scored Mark		Date	Pl. Pts.	Bonus	TOTAL
Scored bests come from CURRENT season									
▶ 60m	15	Lexie SONDGEROTH	SO	7.85		2/15/13	1	0.30	1.30
▶ 800m	11	Amanda BROM	SO	2:15.87		1/25/13	4	0.44	4.44
▶ 4x400	9	Dreikosen, Koenen, Jones, Brom		3:57.28		2/15/13	2	0.85	2.85
▶ HJ	5	Lauren STROHMAIER	SR	1.69m	5-6½	2/2/13	12	1.03	13.03
▶ HJ	28	JoLyn OWEN	SR	1.64m	5-4½	2/2/13	0.1	0.00	0.10
▶ PV	5	Melanie PILON	JR	3.80m	12-5½	2/2/13	12	1.53	13.53
▶ LJ	8	Lexie SONDGEROTH	SO	5.62m	18-5½	2/2/13	7	0.85	7.85
▶ TJ	28	Tyler HENDERSON	FR	11.11m	36-5½	2/15/13	0.1	0.00	0.10
Scored bests come from PRE-SEASON DATA									
▶ PENT	14	JoLyn OWEN	SR	3,249		3/10/12	1.5	0.26	1.76
Team Total									44.95

17



Tufts

New England Small College Athletic Conference

1

Event	Scrd As	Athlete	Yr	Scored Mark		Date	Pl. Pts.	Bonus	TOTAL
Scored bests come from CURRENT season									
▶ 60m	31	Alexis HARRISON	FR	7.92		2/1/13		0.03	0.03
▶ 5000m	18	Audrey GOULD	FR	17:32.56		2/15/13	0.7	0.20	0.90
▶ H60m	13	Marilyn ALLEN	FR	9.08c	8.44(55)	2/15/13	2	0.28	2.28
▶ 4x400	21	Bissonnette, Corrigan, Flanagan, Allen		4:00.13		2/15/13	0	0.06	0.06
▶ PV	28	Emily SMITHWICK	FR	3.45m	11-3½	2/15/13	0.1	0.00	0.10
▶ SP	10	Kelly ALLEN	SR	13.74m	45-1	2/15/13	5	0.66	5.66
▶ SP	13	Ronke OYEKUNLE	SR	13.54m	44-5½	2/15/13	2	0.32	2.32
▶ WT	7	Sabienne BRUTUS	SR	17.37m	57-0	1/19/13	8	1.39	9.39
▶ WT	10	Kelly ALLEN	SR	16.80m	55-1½	2/15/13	5	0.48	5.48
▶ WT	22	Ronke OYEKUNLE	SR	16.12m	52-10½	2/11/13	0.4	0.00	0.40
▶ WT	28	Grace DEMYAN	SO	15.65m	51-4½	2/1/13	0.1	0.00	0.10
Scored bests come from PRE-SEASON DATA									
▶ PENT	3	Jana HIEBER	JR	3,401		3/10/12	16	2.08	18.08
Team Total									44.82

18



Emory

University Athletic Association

9

Event	Scrd As	Athlete	Yr	Scored Mark		Date	Pl. Pts.	Bonus	TOTAL
Scored bests come from CURRENT season									
▶ 60m	4	Debora ADJIBABA	SO	7.72		11/30/12	14	1.56	15.56
▶ 400m	6	Kaele LEONARD	SR	57.66		2/8/13	10	1.07	11.07
▶ 400m	14	Debora ADJIBABA	SO	58.33		2/8/13	1.5	0.35	1.85
▶ 800m	25	Stephanie CRANE	SO	2:17.05cb	2:15.49	1/28/13	0.25	0.07	0.32
▶ H60m	26	Morgan MONROE	JR	9.13		1/28/13	0.2	0.13	0.33
▶ 4x400	8	Adjibaba, Korn, Aiello, Leonard		3:57.11		2/8/13	3	0.90	3.90
▶ HJ	6	Theresa FORD	SR	1.68m	5-6	2/8/13	10	0.70	10.70
▶ PENT	23	Theresa FORD	SR	3,167		2/8/13	0.35	0.00	0.35
Team Total									44.09

19



Mount Union

Ohio Athletic Conference

2

Event	Scrd As	Athlete	Yr	Scored Mark		Date	Pl. Pts.	Bonus	TOTAL
Scored bests come from CURRENT season									
▶ 60m	6	Mary MAHONEY	SR	7.75		1/19/13	10	1.21	11.21
▶ 400m	1	Mary MAHONEY	SR	56.51c OT	55.76	12/7/12	20	2.74	22.74
▶ 4x400	5	Herman, Reese, Mazzaferri, Mahoney		3:55.25c OT	3:52.16	2/16/13	8	1.69	9.69
▶ LJ	25	Veronica CLUTTER	FR	5.42m	17-9½	2/16/13	0.25	0.00	0.25
Team Total									43.89

20



Ithaca

Empire 8 Athletic Conference

7

Event	Scrd As	Athlete	Yr	Scored Mark		Date	Pl. Pts.	Bonus	TOTAL
Scored bests come from CURRENT season									
▶ 60m	22	Harmony GRAVES	SO	7.89		1/26/13	0.4	0.15	0.55
▶ 800m	6	Jennifer RANDALL	SR	2:14.66		2/9/13	10	0.82	10.82
▶ DMR	16	Smith, Graves, Cioffredi, Randall		12:14.50		2/2/13	0.4	0.05	0.45
▶ HJ	6	Amanda RISSMEYER	SR	1.68m	5-6	2/2/13	10	0.70	10.70
▶ TJ	8	Emilia SCHEEMAKER	SO	11.65m	38-2½	2/15/13	7	0.91	7.91
▶ PENT	6	Amanda RISSMEYER	SR	3,366		2/2/13	10	1.41	11.41
Team Total									41.85

"Scrd As", short for "Scored As", Standing used for place points portion of performance's score combining preseason data (when applied) to current season data

Numbers in BLACK are both the performance's actual NCAA rank AND "scored as" rank Numbers in RED indicate actual NCAA rank does not exist or is worse than "scored as" rank Numbers in BLUE indicate actual NCAA rank is better than "scored as" rank

USTFCCCA Non-Member

Non-Member Schools Will NOT be ranked, beginning Week 2



USTFCCCA NCAA Division III National Team Rankings

2013 Indoor Track & Field, Week #5

as of 2/18/2013 1:46:19 PM

D denotes multiple-event rule in affect
Only those who score >0.01 pts are shown

WOMEN

21



Ohio Northern

Ohio Athletic Conference

▼ 3

Event	Scrd As	Athlete	Yr	Scored Mark	Date	Pl. Pts.	Bonus	TOTAL
Scored bests come from CURRENT season								
▶ Mile	10	Alison STEINBRUNNER	SR	4:58.54	2/2/13	5	0.55	5.55
▶ 5000m	3	Alison STEINBRUNNER	SR	17:00.34c OT 16:52.54	2/8/13	16	2.19	18.19
▶ DMR	7	Weaver, Buchanan, Huber, Steinbrunner		12:04.59	2/15/13	4	1.01	5.01
▶ HJ	6	Vicki MOGA	JR	1.68m	5-6 2/2/13	10	0.70	10.70
Team Total								39.45

22



MIT

New England Women's & Men's Athletic Conferen

▲ 4

Event	Scrd As	Athlete	Yr	Scored Mark	Date	Pl. Pts.	Bonus	TOTAL
Scored bests come from CURRENT season								
▶ 800m	17	Alexandra TAYLOR	JR	2:16.29cb 2:14.74	1/25/13	0.8	0.31	1.11
▶ Mile	5	Sarah QUINN	FR	4:54.32	2/11/13	12	1.70	13.70
▶ Mile	17	Alexandra TAYLOR	JR	5:00.57	2/15/13	0.8	0.24	1.04
▶ Mile	23	Brooke JOHNSON	SR	5:02.78	2/15/13	0.35	0.02	0.37
▶ 5000m	10	Elaine MCVAY	SO	17:19.72	2/15/13	5	0.81	5.81
▶ DMR	11	van den Heuvel, Crystal, Huang, Taylor		12:09.15cb 12:01.43	1/25/13	0.9	0.50	1.40
▶ PV	5	Lauren KUNTZ	SR	3.80m	12-5% 2/1/13	12	1.53	13.53
▶ PV	20	Cimran VIRDI	FR	3.50m	11-5% 1/26/13	0.5	0.00	0.50
▶ SP	28	Isabella STUOPIIS	FR	13.05m	42-9% 1/18/13	0.1	0.00	0.10
▶ PENT	19	Jaclyn KONOPKA	JR	3,214	2/15/13	0.6	0.03	0.63
Team Total								38.20

23



George Fox

Northwest Conference

▼ 4

Event	Scrd As	Athlete	Yr	Scored Mark	Date	Pl. Pts.	Bonus	TOTAL
Scored bests come from CURRENT season								
▶ 60m	31	Emily WYATT	SR	7.92	2/8/13		0.03	0.03
▶ LJ	2	Emily WYATT	SR	5.79m	19-0 2/8/13	18	2.80	20.80
▶ PENT	6	Beth STAM	SR	3,366	2/8/13	10	1.41	11.41
▶ PENT	15	Charity ARN	SO	3,242	2/8/13	1	0.21	1.21
Team Total								33.46

24



UW-Stout

Wisconsin Intercollegiate Athletic Conference

▲ 15

Event	Scrd As	Athlete	Yr	Scored Mark	Date	Pl. Pts.	Bonus	TOTAL
Scored bests come from CURRENT season								
▶ PV	9	Andrea KRUEGER	JR	3.67m	12-½ 1/19/13	6	0.53	6.53
▶ LJ	4	Jessika SMITH	JR	5.68m	18-7% 2/16/13	14	1.42	15.42
▶ SP	25	Michelle THEISEN	JR	13.07m	42-10% 2/16/13	0.25	0.00	0.25
▶ WT	13	Michelle THEISEN	JR	16.47m	54-½ 2/8/13	2	0.19	2.19
▶ PENT	17	Heather INCZAUSKIS	SR	3,227	2/8/13	0.8	0.12	0.92
▶ PENT	24	Meagan WARD	SO	3,159	2/8/13	0.3	0.00	0.30

Scored bests come from PRE-SEASON DATA								
▶ PENT	9	Jessika SMITH	JR	3,339	3/10/12	6	1.06	7.06
Team Total								32.67

25



Franklin & Marshall

Centennial Conference

unch

Event	Scrd As	Athlete	Yr	Scored Mark	Date	Pl. Pts.	Bonus	TOTAL
Scored bests come from CURRENT season								
▶ 800m	8	Sheena CRAWLEY	SR	2:15.69	2/1/13	7	0.50	7.50
▶ Mile	2	Sheena CRAWLEY	SR	4:52.18	2/9/13	18	2.38	20.38
▶ PV	20	Rebecca SWISHER	FR	3.50m	11-5% 1/11/13	0.5	0.00	0.50
Team Total								28.38

26



Nebraska Wesleyan

Great Plains Athletic Conference

▲ 3

Event	Scrd As	Athlete	Yr	Scored Mark	Date	Pl. Pts.	Bonus	TOTAL
Scored bests come from CURRENT season								
▶ 60m	22	Erin TWIBELL	SR	7.89	2/16/13	0.4	0.15	0.55
▶ H60m	5	Taylor TACHA	SR	8.86	2/16/13	12	1.47	13.47
▶ H60m	13	Ashton STECKELBERG	FR	9.08	2/16/13	2	0.28	2.28
▶ SP	6	Deanna DIRKSCHNEIDER	SR	13.92m	45-8 1/27/13	10	1.05	11.05
▶ SP	23	Brittany EDSON	SO	13.12m	43-½ 2/2/13	0.35	0.00	0.35
▶ WT	25	Kayla FRANZLUEBBERS	SR	15.92m	52-2% 2/9/13	0.25	0.00	0.25
Team Total								27.95

"Scrd As", short for "Scored As", Standing used for place points portion of performance's score combining preseason data (when applied) to current season data

Numbers in BLACK are both the performance's actual NCAA rank AND "scored as" rank Numbers in RED indicate actual NCAA rank does not exist or is worse than "scored as" rank Numbers in BLUE indicate actual NCAA rank is better than "scored as" rank

USTFCCCA Non-Member

Non-Member Schools Will NOT be ranked, beginning Week 2



USTFCCCA NCAA Division III National Team Rankings

2013 Indoor Track & Field, Week #5

as of 2/18/2013 1:46:19 PM

D denotes multiple-event rule in affect
Only those who score >0.01 pts are shown

WOMEN

27



St. Lawrence

Liberty League

▲ 1

Event	Scrd As	Athlete	Yr	Scored Mark		Date	Pl. Pts.	Bonus	TOTAL
Scored bests come from CURRENT season									
▶ Mile	29	Ella MARTIN	FR	5:04.78		2/9/13	0.05	0.00	0.05
▶ 5000m	17	Ella MARTIN	FR	17:32.48		2/9/13	0.8	0.20	1.00
▶ DMR	18	Beccia, Stine, Marini, Martin		12:17.12		2/2/13	0.2	0.00	0.20
▶ HJ	6	Marisa TURNER	FR	1.68m	5-6	12/8/12	10	0.70	10.70
▶ TJ	4	Divya BISWAL	SO	11.84m	38-10%	2/16/13	14	1.56	15.56
Team Total									27.52

31



Rose-Hulman

Heartland Collegiate Athletic Conference

▼ 1

Event	Scrd As	Athlete	Yr	Scored Mark		Date	Pl. Pts.	Bonus	TOTAL
Scored bests come from CURRENT season									
▶ 400m	25	Creasy CLAUSER	SR	58.75		2/16/13	0.25	0.12	0.37
▶ HJ	1	Elizabeth EVANS	SR	1.78m	5-10	1/26/13	20	5.32	25.32
▶ LJ	20	Elizabeth EVANS	SR	5.45m	17-10%	2/16/13	0.5	0.00	0.50
Team Total									26.20

32



Moravian

Landmark Conference

▼ 8

Event	Scrd As	Athlete	Yr	Scored Mark		Date	Pl. Pts.	Bonus	TOTAL
Scored bests come from CURRENT season									
▶ PV	11	Allison VANEK	JR	3.65m	11-11%	2/2/13	4	0.46	4.46
▶ PV	20	Hailey KESTER	SO	3.50m	11-5%	11/30/12	0.5	0.00	0.50
▶ LJ	9	Micah LEONARD	SR	5.61m	18-5	11/30/12	6	0.77	6.77
▶ TJ	5	Micah LEONARD	SR	11.82m	38-9%	2/16/13	12	1.49	13.49
Team Total								25.21	

33



Baldwin-Wallace

Ohio Athletic Conference

▲ 7

Event	Scrd As	Athlete	Yr	Scored Mark		Date	Pl. Pts.	Bonus	TOTAL
Scored bests come from CURRENT season									
▶ H60m	10	Melanie WINTERS	FR	9.02c	8.38(55)	2/15/13	5	0.46	5.46
▶ HJ	3	Victoria BROWN	JR	1.71m	5-7%	2/9/13	16	1.95	17.95
▶ HJ	19	Melanie WINTERS	FR	1.65m	5-5	2/15/13	0.6	0.00	0.60
▶ LJ	21	Melanie WINTERS	FR	5.44m	17-10%	2/15/13	0.45	0.00	0.45
Team Total									24.46

34



Roanoke

Old Dominion Athletic Conference

▼ 14

Event	Scrd As	Athlete	Yr	Scored Mark		Date	Pl. Pts.	Bonus	TOTAL
Scored bests come from CURRENT season									
▶ 800m	4	Carmen GRAVES	SR	2:11.49c OT	2:09.99	1/18/13	14	2.05	16.05
▶ Mile	9	Carmen GRAVES	SR	4:58.17		2/9/13	6	0.63	6.63
▶ 4x400	14	Kinney, Janney, Mejia, Graves		3:58.70		2/1/13	0.6	0.41	1.01
Team Total									23.69

28



Hamline

Minnesota Intercollegiate Athletic Conference

▼ 1

Event	Scrd As	Athlete	Yr	Scored Mark		Date	Pl. Pts.	Bonus	TOTAL
Scored bests come from CURRENT season									
▶ SP	6	Becky CULP	SR	13.92m	45-8	2/16/13	10	1.05	11.05
▶ WT	4	Shawny KRAMER	SO	17.59m	57-8%	2/9/13	14	1.90	15.90
▶ WT	30	Becky CULP	SR	15.63m	51-3%	2/16/13	0.02	0.00	0.02
Team Total								26.97	

29



WPI

New England Women's & Men's Athletic Conferen

▲ 13

Event	Scrd As	Athlete	Yr	Scored Mark		Date	Pl. Pts.	Bonus	TOTAL
Scored bests come from CURRENT season									
▶ 400m	26	Noelle RICHARD	SR	58.80		1/26/13	0.2	0.10	0.30
▶ HJ	4	Laura PUMPHREY	SO	1.70m	5-7	2/2/13	14	1.47	15.47
▶ HJ	6	Julie EAGLE	SR	1.68m	5-6	2/15/13	10	0.70	10.70
Team Total									26.47

30



SUNY Geneseo

State University of New York Athletic Conference

▲ 14

Event	Scrd As	Athlete	Yr	Scored Mark	Date	Pl. Pts.	Bonus	TOTAL
Scored bests come from CURRENT season								
▶ 800m	7	Keira WOOD	SO	2:14.81	2/9/13	8	0.78	8.78
▶ Mile	19	Alyssa SMITH	SR	5:01.48	2/9/13	0.6	0.15	0.75
▶ DMR	3	Wood, Hoh, Kowalewski, Smith		11:51.64	2/15/13	14	2.87	16.87
Team Total								26.39

"Scrd As", short for "Scored As", Standing used for place points portion of performance's score combining preseason data (when applied) to current season data

Numbers in BLACK are both the performance's actual NCAA rank AND "scored as" rank Numbers in RED indicate actual NCAA rank does not exist or is worse than "scored as" rank Numbers in BLUE indicate actual NCAA rank is better than "scored as" rank

USTFCCCA Non-Member

Non-Member Schools Will NOT be ranked, beginning Week 2



USTFCCCA NCAA Division III National Team Rankings

2013 Indoor Track & Field, Week #5

as of 2/18/2013 1:46:20 PM

D denotes multiple-event rule in affect
Only those who score >0.01 pts are shown

WOMEN

35



Calvin

Michigan Intercollegiate Athletic Association

▼ 2

Event	Scrd As	Athlete	Yr	Scored Mark	Date	Pl. Pts.	Bonus	TOTAL
Scored bests come from CURRENT season								
800m	29	Olivia BUTLER	JR	2:17.56c OT 2:15.99	2/15/13	0.05	0.00	0.05
800m	30	Rebekah FOLKEMA	JR	2:17.58c OT 2:16.01	2/15/13	0.02	0.00	0.02
Mile	24	Jodi HOEKSTRA	SR	5:02.83c OT 4:59.86	2/15/13	0.3	0.01	0.31
5000m	2	Nicole MICHMERHUIZEN	JR	16:58.03	1/25/13	18	2.39	20.39
5000m	21	Jodi HOEKSTRA	SR	17:39.79c OT 17:31.69	2/8/13	0.45	0.01	0.46
DMR	14	Hoekstra, Butler, Diemer, Michmerhuizen		12:11.62c OT 12:03.87	2/8/13	0.6	0.23	0.83
Team Total								22.06

36



Amherst

New England Small College Athletic Conference

▲ 1

Event	Scrd As	Athlete	Yr	Scored Mark	Date	Pl. Pts.	Bonus	TOTAL
Scored bests come from CURRENT season								
60m	22	Naomi BATES	JR	7.89	2/2/13	0.4	0.15	0.55
Mile	12	Keri LAMBERT	SR	4:59.51	2/15/13	3	0.35	3.35
Mile	22	Lauren ALMEIDA	SR	5:02.27	2/15/13	0.4	0.07	0.47
5000m	5	Keri LAMBERT	SR	17:07.04	2/2/13	12	1.62	13.62
DMR	20	Black, Brand-Thomas, Foster, Lambert		12:21.78	2/15/13	0.05	0.00	0.05
LJ	12	Naomi BATES	JR	5.58m 18-3%	2/2/13	3	0.51	3.51
Team Total								21.56

37



Millikin

College Conference of Illinois & Wisconsin

▼ 1

Event	Scrd As	Athlete	Yr	Scored Mark	Date	Pl. Pts.	Bonus	TOTAL
Scored bests come from CURRENT season								
60m	12	Ariel ROBINSON	JR	7.81	1/19/13	3	0.60	3.60
SP	3	LeAnn SPESARD	SR	14.06m 46-1%	2/9/13	16	1.51	17.51
Team Total								21.11

38



St. Olaf

Minnesota Intercollegiate Athletic Conference

▼ 4

Event	Scrd As	Athlete	Yr	Scored Mark	Date	Pl. Pts.	Bonus	TOTAL
Scored bests come from CURRENT season								
5000m	20	Emma LEE	SR	17:35.83	2/8/13	0.5	0.11	0.61
Scored bests come from PRE-SEASON DATA								
PENT	2	Dani LARSON	SO	3,421	3/1/12	18	2.47	20.47
Team Total								21.08

39



Lehman

City University of New York Athletic Conference

▼ 8

Event	Scrd As	Athlete	Yr	Scored Mark	Date	Pl. Pts.	Bonus	TOTAL
Scored bests come from CURRENT season								
60m	3	Tobi ALLI	SR	7.71	1/25/13	16	1.68	17.68
H60m	19	Shantay BECCAN	JR	9.09	1/11/13	0.6	0.25	0.85
LJ	14	Tobi ALLI	SR	5.55m 18-2%	2/15/13	1.5	0.32	1.82
TJ	26	Jasmine SPRINGER	SR	11.12m 36-5%	1/18/13	0.2	0.00	0.20
Team Total								20.54

40



UW-Superior

Wisconsin Intercollegiate Athletic Conference

▲ 3

Event	Scrd As	Athlete	Yr	Scored Mark	Date	Pl. Pts.	Bonus	TOTAL
Scored bests come from CURRENT season								
SP	13	Katie CAPRIGLIONE	SR	13.54m 44-5%	2/16/13	2	0.32	2.32
WT	3	Katie CAPRIGLIONE	SR	17.62m 57-9%	2/16/13	16	1.97	17.97
Team Total								20.30

41



Gwynedd-Mercy

Colonial States Athletic Conference

▲ 4

Event	Scrd As	Athlete	Yr	Scored Mark	Date	Pl. Pts.	Bonus	TOTAL
Scored bests come from CURRENT season								
60m	2	Zakiyyah RICHARDSON	FR	7.66	2/16/13	18	2.27	20.27
Team Total								20.27

"Scrd As", short for "Scored As", Standing used for place points portion of performance's score combining preseason data (when applied) to current season data

Numbers in BLACK are both the performance's actual NCAA rank AND "scored as" rank Numbers in RED indicate actual NCAA rank does not exist or is worse than "scored as" rank Numbers in BLUE indicate actual NCAA rank is better than "scored as" rank

USTFCCCA Non-Member

Non-Member Schools Will NOT be ranked, beginning Week 2



USTFCCCA NCAA Division III National Team Rankings

2013 Indoor Track & Field, Week #5

as of 2/18/2013 1:46:20 PM

D denotes multiple-event rule in affect
Only those who score >0.01 pts are shown

WOMEN

42



North Central (Ill.)

▼10

College Conference of Illinois & Wisconsin

Event	Scrd As	Athlete	Yr	Scored Mark		Date	Pl. Pts.	Bonus	TOTAL
Scored bests come from CURRENT season									
▶ H60m	26	Jocelyn REDLINSKI	JR	9.13		2/15/13	0.2	0.13	0.33
▶ 4x400	16	Coglianesse, Ainsley, Colon, Jackson		3:59.31		2/8/13	0.4	0.22	0.62
▶ HJ	28	Jocelyn REDLINSKI	JR	1.64m	5-4½	2/2/13	0.1	0.00	0.10
▶ PV	4	Elizabeth COMPOSTO	SO	3.82m	12-6½	2/15/13	14	1.68	15.68
▶ PV	17	Brooke PATTERSON	SO	3.55m	11-7½	2/8/13	0.8	0.06	0.86
▶ SP	15	Ebony STALLWORTH	SO	13.38m	43-10½	2/8/13	1	0.15	1.15
▶ PENT	20	Jocelyn REDLINSKI	JR	3,207		2/2/13	0.5	0.00	0.50
Team Total									19.24

43



Alvernia

▼ 5

Middle Atlantic Conferences

Event	Scrd As	Athlete	Yr	Scored Mark	Date	Pl. Pts.	Bonus	TOTAL	
Scored bests come from CURRENT season									
▶ PV	3	Melissa FELLEBAUM	SR	3.90m	12-9½	2/8/13	16	2.44	18.44
Team Total								18.44	

44



Rowan

▲11

New Jersey Athletic Conference

Event	Scrd As	Athlete	Yr	Scored Mark		Date	Pl. Pts.	Bonus	TOTAL
Scored bests come from CURRENT season									
▶ 400m	5	Brianna CROFTON	SO	57.56cb	56.80	2/15/13	12	1.18	13.18
▶ Mile	30	Vanessa WRIGHT	JR	5:04.91		1/18/13	0.02	0.00	0.02
▶ H60m	13	Jamie THOMPSON	JR	9.08		2/15/13	2	0.28	2.28
▶ 4x400	12	Crofton, Wilson, Brown, Searcy		3:58.31cb	3:55.18	2/15/13	0.8	0.53	1.33
▶ DMR	15	Searcy, Crofton, Wright, Wright		12:12.02cb	12:04.27	2/1/13	0.5	0.19	0.69
Team Total									17.50

45



Birmingham-Southern

▼10

Southern Athletic Association

Event	Scrd As	Athlete	Yr	Scored Mark	Date	Pl. Pts.	Bonus	TOTAL
Scored bests come from CURRENT season								
▶ 60m	8	Tiara GOODE	JR	7.77	11/30/12	7	0.98	7.98
▶ H60m	7	Tiara GOODE	JR	8.91	1/28/13	8	1.15	9.15
Team Total								17.13

46



UW-Platteville

▼ 5

Wisconsin Intercollegiate Athletic Conference

Event	Scrd As	Athlete	Yr	Scored Mark	Date	Pl. Pts.	Bonus	TOTAL	
Scored bests come from CURRENT season									
▶ 800m	5	Deidre DILLMAN	SR	2:12.24	2/9/13	12	1.68	13.68	
▶ 5000m	19	Danielle KUNKEL	JR	17:33.43	2/1/13	0.6	0.18	0.78	
▶ 4x400	18	Wyss, Axelson, Vangen, Dillman		3:59.92	2/15/13	0.2	0.10	0.30	
▶ HJ	15	Caitlin THOMSON	SO	1.67m	5-5½	1/12/13	1	0.38	1.38
Team Total								16.14	

47



Salisbury

unch

Capital Athletic Conference

Event	Scrd As	Athlete	Yr	Scored Mark		Date	Pl. Pts.	Bonus	TOTAL
Scored bests come from CURRENT season									
▶ SP	5	Chelsea TAVIK	SR	13.94m	45-9	2/17/13	12	1.12	13.12
▶ WT	15	Chelsea TAVIK	SR	16.42m	53-10½	2/9/13	1	0.15	1.15
Team Total									14.26

48



Westfield State

▲34

Massachusetts State Collegiate Athletic Conference

Event	Scrd As	Athlete	Yr	Scored Mark		Date	Pl. Pts.	Bonus	TOTAL
Scored bests come from CURRENT season									
▶ 60m	5	Targie GERVAIS	SO	7.73c	7.17(55)	2/15/13	12	1.44	13.44
▶ SP	19	Naloti PALMA-KALUMA	FR	13.23m	43-5	2/15/13	0.6	0.00	0.60
Team Total									14.04

"Scrd As", short for "Scored As", Standing used for place points portion of performance's score combining preseason data (when applied) to current season data

Numbers in BLACK are both the performance's actual NCAA rank AND "scored as" rank Numbers in RED indicate actual NCAA rank does not exist or is worse than "scored as" rank Numbers in BLUE indicate actual NCAA rank is better than "scored as" rank

USTFCCCA Non-Member

Non-Member Schools Will NOT be ranked, beginning Week 2



USTFCCCA NCAA Division III National Team Rankings

2013 Indoor Track & Field, Week #5

as of 2/18/2013 1:46:21 PM

D denotes multiple-event rule in affect
Only those who score >0.01 pts are shown

WOMEN

49



Stevens

Empire 8 Athletic Conference

▲80

Event	Scrd As	Athlete	Yr	Scored Mark	Date	Pl. Pts.	Bonus	TOTAL
Scored bests come from CURRENT season								
5000m	28	Amy REGAN	FR	17:50.36	12/9/12	0.1	0.00	0.10
WT	5	Alina DURAN	SR	17.58m	57-8"	2/15/13	12	1.87 13.87
Team Total								13.97

50



Luther

Iowa Intercollegiate Athletic Conference

▲35

Event	Scrd As	Athlete	Yr	Scored Mark	Date	Pl. Pts.	Bonus	TOTAL
Scored bests come from CURRENT season								
800m	21	Tricia SERRES	FR	2:16.56	2/9/13	0.45	0.23	0.68
Mile	6	Tricia SERRES	FR	4:55.05	2/15/13	10	1.48	11.48
HJ	19	Addy RICKELS	SR	1.65m	5-5	2/15/13	0.6	0.00 0.60
Team Total								12.75

51



Ohio Wesleyan

North Coast Athletic Conference

▼3

Event	Scrd As	Athlete	Yr	Scored Mark	Date	Pl. Pts.	Bonus	TOTAL
Scored bests come from CURRENT season								
HJ	6	Emily AMBURGEY	SR	1.68m	5-6	2/9/13	10	0.70 10.70
PV	20	Sarah BECHTEL	JR	3.50m	11-5"	2/16/13	0.5	0.00 0.50
WT	26	Hannah BENZING	SR	15.79m	51-9"	12/1/12	0.2	0.00 0.20
Team Total								11.40

52



UW-River Falls

Wisconsin Intercollegiate Athletic Conference

▼6

Event	Scrd As	Athlete	Yr	Scored Mark	Date	Pl. Pts.	Bonus	TOTAL
Scored bests come from CURRENT season								
400m	8	Alyssa RASMUSSEN	SR	57.71	2/16/13	7	1.01	8.01
DMR	9	Nordland, Rasmussen, Rothbauer, Rydeen		12:05.68	2/16/13	2	0.88	2.88
Team Total								10.90

53



Whitworth

Northwest Conference

▲76

Event	Scrd As	Athlete	Yr	Scored Mark	Date	Pl. Pts.	Bonus	TOTAL
Scored bests come from CURRENT season								
HJ	6	Christina DOBBINS	SO	1.68m	5-6	2/15/13	10	0.70 10.70
Team Total								10.70

53



Wooster

North Coast Athletic Conference

▼4

Event	Scrd As	Athlete	Yr	Scored Mark	Date	Pl. Pts.	Bonus	TOTAL
Scored bests come from CURRENT season								
HJ	6	Abena BOAMAH-ACHEAMPONG	SR	1.68m	5-6	1/26/13	10	0.70 10.70
Team Total								10.70

55



Augustana (Ill.)

College Conference of Illinois & Wisconsin

▲50

Event	Scrd As	Athlete	Yr	Scored Mark	Date	Pl. Pts.	Bonus	TOTAL
Scored bests come from CURRENT season								
PV	7	Taelar HILLIER	JR	3.72m	12-2"	2/14/13	8	0.91 8.91
WT	14	Liana BEAUCHAMP	JR	16.44m	53-11"	2/14/13	1.5	0.16 1.66
Team Total								10.57

56



Wellesley

New England Women's & Men's Athletic Conference

▲60

Event	Scrd As	Athlete	Yr	Scored Mark	Date	Pl. Pts.	Bonus	TOTAL
Scored bests come from CURRENT season								
Mile	8	Randelle BOOTS	SR	4:56.58	2/15/13	7	1.00	8.00
Team Total								8.00

57



Bowdoin

New England Small College Athletic Conference

▼4

Event	Scrd As	Athlete	Yr	Scored Mark	Date	Pl. Pts.	Bonus	TOTAL
Scored bests come from CURRENT season								
PV	8	Erin SILVA	SO	3.71m	12-2	12/8/12	7	0.83 7.83
Team Total								7.83

"Scrd As", short for "Scored As", Standing used for place points portion of performance's score combining preseason data (when applied) to current season data

Numbers in BLACK are both the performance's actual NCAA rank AND "scored as" rank Numbers in RED indicate actual NCAA rank does not exist or is worse than "scored as" rank Numbers in BLUE indicate actual NCAA rank is better than "scored as" rank

USTFCCCA Non-Member

Non-Member Schools Will NOT be ranked, beginning Week 2



USTFCCCA NCAA Division III National Team Rankings

2013 Indoor Track & Field, Week #5

as of 2/18/2013 1:46:22 PM

D denotes multiple-event rule in affect
Only those who score >0.01 pts are shown

WOMEN

58



Concordia Moorhead ▼ 6

Minnesota Intercollegiate Athletic Conference

Event	Scrd As	Athlete	Yr	Scored Mark	Date	Pl. Pts.	Bonus	TOTAL
Scored bests come from CURRENT season								
HJ	19	Chelsea KLEMETSON	SO	1.65m	5-5	2/16/13	0.6	0.00 0.60
SP	12	Cherae REEVES	SO	13.62m	44-8½	2/9/13	3	0.41 3.41
Scored bests come from PRE-SEASON DATA								
PENT	12	Kaari JENSEN	SR	3,314	3/1/12	3	0.73	3.73
Team Total								7.75

59



Keene State ▲ 4

Little East Conference

Event	Scrd As	Athlete	Yr	Scored Mark	Date	Pl. Pts.	Bonus	TOTAL
Scored bests come from CURRENT season								
800m	20	Maggie FITTER	SR	2:16.41cb	2:14.86	1/25/13	0.5	0.27 0.77
Mile	14	Maggie FITTER	SR	4:59.75		2/15/13	1.5	0.32 1.82
H60m	13	Janel HAGGERTY	SR	9.08c	8.44(55)	2/15/13	2	0.28 2.28
HJ	28	Janel HAGGERTY	SR	1.64m	5-4½	2/1/13	0.1	0.00 0.10
PENT	13	Janel HAGGERTY	SR	3,308	2/1/13	2	0.65	2.65
Team Total								7.63

60



Ursinus ▼ 9

Centennial Conference

Event	Scrd As	Athlete	Yr	Scored Mark	Date	Pl. Pts.	Bonus	TOTAL
Scored bests come from CURRENT season								
60m	22	Amanda LAURITO	SR	7.89	12/1/12	0.4	0.15	0.55
H60m	9	Victoria GOODENOUGH	JR	9.00	2/2/13	6	0.59	6.59
Team Total								7.14

61



Central (Iowa) ▼ 5

Iowa Intercollegiate Athletic Conference

Event	Scrd As	Athlete	Yr	Scored Mark	Date	Pl. Pts.	Bonus	TOTAL
Scored bests come from CURRENT season								
60m	10	Felicia COLEMAN	SR	7.79	2/1/13	5	0.75	5.75
400m	18	Felicia COLEMAN	SR	58.50	2/15/13	0.7	0.26	0.96
Team Total								6.71

62



Muhlenberg ▼ 12

Centennial Conference

Event	Scrd As	Athlete	Yr	Scored Mark	Date	Pl. Pts.	Bonus	TOTAL
Scored bests come from CURRENT season								
Mile	11	Samantha MAYDEN	SR	4:59.30	2/2/13	4	0.40	4.40
H60m	21	Stephanie CARNEVALE	JR	9.10	2/8/13	0.45	0.22	0.67
DMR	12	Cronin, Daniels, Bash, Mayden		12:09.20	2/15/13	0.8	0.50	1.30
Team Total								6.36

63



Utica ▼ 4

Empire 8 Athletic Conference

Event	Scrd As	Athlete	Yr	Scored Mark	Date	Pl. Pts.	Bonus	TOTAL
Scored bests come from CURRENT season								
LJ	25	Lauren DELUDE	SO	5.42m	17-9½	1/26/13	0.25	0.00 0.25
TJ	11	Catalena DIAMENTE	FR	11.44m	37-6½	1/26/13	4	0.34 4.34
TJ	14	Sarah WIATR	FR	11.40m	37-5	2/15/13	1.5	0.27 1.77
Team Total								6.36

64



Colby ▲ 65

New England Small College Athletic Conference

Event	Scrd As	Athlete	Yr	Scored Mark	Date	Pl. Pts.	Bonus	TOTAL
Scored bests come from CURRENT season								
5000m	11	Catherine MCCLURE	FR	17:20.64	2/15/13	4	0.76	4.76
4x400	10	Doyle, McDonough, Tolman, Bell		3:58.15	2/15/13	1	0.58	1.58
Team Total								6.34

65



Wesleyan (Conn.) ▲ 43

New England Small College Athletic Conference

Event	Scrd As	Athlete	Yr	Scored Mark	Date	Pl. Pts.	Bonus	TOTAL
Scored bests come from CURRENT season								
60m	31	Alexis WALKER	FR	7.92c	7.35(55)	2/15/13	0.03	0.03
LJ	10	Alexis WALKER	FR	5.60m	18-4½	2/15/13	5	0.68 5.68
SP	27	SIERRA LIVIOUS	JR	13.06m	42-10¼	2/15/13	0.15	0.00 0.15
Scored bests come from PRE-SEASON DATA								
PENT	25	SIERRA LIVIOUS	JR	3,157	2/24/12	0.25	0.00	0.25
Team Total								6.12

"Scrd As", short for "Scored As", Standing used for place points portion of performance's score combining preseason data (when applied) to current season data

Numbers in BLACK are both the performance's actual NCAA rank AND "scored as" rank Numbers in RED indicate actual NCAA rank does not exist or is worse than "scored as" rank Numbers in BLUE indicate actual NCAA rank is better than "scored as" rank

USTFCCCA Non-Member

Non-Member Schools Will NOT be ranked, beginning Week 2



USTFCCCA NCAA Division III National Team Rankings

2013 Indoor Track & Field, Week #5

as of 2/18/2013 1:46:22 PM

D denotes multiple-event rule in affect
Only those who score >0.01 pts are shown

WOMEN

66



Marietta

Ohio Athletic Conference

▼12

Event	Scrd As	Athlete	Yr	Scored Mark	Date	Pl. Pts.	Bonus	TOTAL
Scored bests come from CURRENT season								
▶ 60m	10	Alexandria ALLEN	FR	7.79c	7.23(55)	12/1/12	5 0.75	5.75
▶ LJ	24	Alexandria ALLEN	FR	5.43m	17-9"	2/1/13	0.3 0.00	0.30
Team Total								6.05

67



Hendrix

Southern Athletic Association

▼6

Event	Scrd As	Athlete	Yr	Scored Mark	Date	Pl. Pts.	Bonus	TOTAL
Scored bests come from CURRENT season								
▶ PENT	11	Elizabeth KRUG	SO	3,317	12/7/12	4 0.77		4.77
Team Total								4.77

68



St. Scholastica

Upper Midwest Athletic Conference

▼6

Event	Scrd As	Athlete	Yr	Scored Mark	Date	Pl. Pts.	Bonus	TOTAL
Scored bests come from CURRENT season								
▶ SP	18	Becky HUBERTY	JR	13.32m	43-8½"	1/26/13	0.7 0.08	0.78
▶ WT	12	Becky HUBERTY	JR	16.57m	54-4½"	1/26/13	3 0.28	3.28
▶ PENT	27	Tracy PERISH	JR	3,144	2/8/13	0.15 0.00		0.15
Team Total								4.21

69



Carleton

Minnesota Intercollegiate Athletic Conference

▲39

Event	Scrd As	Athlete	Yr	Scored Mark	Date	Pl. Pts.	Bonus	TOTAL
Scored bests come from CURRENT season								
▶ DMR	8	Steinke, Campbell, Johnson, Celichowski		12:04.76	2/16/13	3 0.99		3.99
Team Total								3.99

70



UW-Eau Claire

Wisconsin Intercollegiate Athletic Conference

▼6

Event	Scrd As	Athlete	Yr	Scored Mark	Date	Pl. Pts.	Bonus	TOTAL
Scored bests come from CURRENT season								
▶ 60m	15	Carly FEHLER	SO	7.85	2/16/13	1 0.30		1.30
▶ 5000m	23	Ashlyn MAUER	SR	17:44.73	2/8/13	0.35 0.00		0.35
▶ H60m	23	Erin SCHOENFELDER	SR	9.11	2/16/13	0.35 0.19		0.54
▶ 4x400	13	Wirth, Rouse, Karl, Reineck		3:58.43	2/8/13	0.7 0.49		1.19
▶ SP	24	Lindsey HALLER	SR	13.11m	43-¾"	2/1/13	0.3 0.00	0.30
Team Total								3.68

71



Worcester State

Massachusetts State Collegiate Athletic Conference

▲3

Event	Scrd As	Athlete	Yr	Scored Mark	Date	Pl. Pts.	Bonus	TOTAL
Scored bests come from CURRENT season								
▶ 60m	19	Briana WISE	SR	7.88	1/26/13	0.6 0.19		0.79
▶ H60m	13	Christy DEININGER	JR	9.08c	8.44(55)	2/9/13	2 0.28	2.28
Team Total								3.06

72



Elizabethtown

Middle Atlantic Conferences

▼12

Event	Scrd As	Athlete	Yr	Scored Mark	Date	Pl. Pts.	Bonus	TOTAL
Scored bests come from CURRENT season								
▶ 5000m	16	Traci TEMPONE	JR	17:29.85	2/2/13	0.9 0.27		1.17
▶ DMR	17	Tearnan, Lockwood, Carr, Tempone		12:15.52	2/15/13	0.3 0.00		0.30
▶ LJ	25	Jenna NIEDERMAYER	SR	5.42m	17-9½"	2/9/13	0.25 0.00	0.25
▶ TJ	16	Jenna NIEDERMAYER	SR	11.35m	37-3"	2/9/13	0.9 0.18	1.08
Team Total								2.80

73



Washington and Jeffer

Presidents' Athletic Conference

▲14

Event	Scrd As	Athlete	Yr	Scored Mark	Date	Pl. Pts.	Bonus	TOTAL
Scored bests come from CURRENT season								
▶ 400m	24	Cheyenne MANGOLD	JR	58.73c OT	57.96	2/16/13	0.3 0.13	0.43
▶ 5000m	13	Kristen GALLIGAN	SO	17:28.04c OT	17:20.03	2/16/13	2 0.36	2.36
Team Total								2.79

"Scrd As", short for "Scored As", Standing used for place points portion of performance's score combining preseason data (when applied) to current season data

Numbers in BLACK are both the performance's actual NCAA rank AND "scored as" rank Numbers in RED indicate actual NCAA rank does not exist or is worse than "scored as" rank Numbers in BLUE indicate actual NCAA rank is better than "scored as" rank

USTFCCCA Non-Member

Non-Member Schools Will NOT be ranked, beginning Week 2



USTFCCCA NCAA Division III National Team Rankings

2013 Indoor Track & Field, Week #5

as of 2/18/2013 1:46:24 PM

D denotes multiple-event rule in affect
Only those who score >0.01 pts are shown

WOMEN

74



UW-Stevens Point

Wisconsin Intercollegiate Athletic Conference

▼ 9

Event	Scrd As	Athlete	Yr	Scored Mark	Date	Pl. Pts.	Bonus	TOTAL
Scored bests come from CURRENT season								
▶ 400m	28	Jasmine HAINES	SO	58.86	2/16/13	0.1	0.06	0.16
▶ H60m	13	Erin KLINE	SR	9.08	2/9/13	2	0.28	2.28
Team Total								2.44

75



RIT

Liberty League

▼ 18

Event	Scrd As	Athlete	Yr	Scored Mark	Date	Pl. Pts.	Bonus	TOTAL
Scored bests come from CURRENT season								
▶ LJ	13	Natalie MAY	SR	5.56m	2/1/13	2	0.36	2.36
Team Total								2.36

76



Macalester

Minnesota Intercollegiate Athletic Conference

▲ 53

Event	Scrd As	Athlete	Yr	Scored Mark	Date	Pl. Pts.	Bonus	TOTAL
Scored bests come from CURRENT season								
▶ TJ	13	Kate ROCHAT	SR	11.41m	2/15/13	2	0.29	2.29
Team Total								2.29

77



Brockport

State University of New York Athletic Conference

unch

Event	Scrd As	Athlete	Yr	Scored Mark	Date	Pl. Pts.	Bonus	TOTAL
Scored bests come from CURRENT season								
▶ TJ	25	Hailey SMITH	FR	11.15m	2/15/13	0.25	0.00	0.25
▶ SP	16	Nicole JONES	SR	13.36m	2/15/13	0.9	0.13	1.03
▶ WT	18	Nicole JONES	SR	16.32m	12/8/12	0.7	0.06	0.76
▶ WT	27	Ann MILLIKEN	SO	15.67m	2/8/13	0.15	0.00	0.15
Team Total								2.18

78



Springfield (Mass.)

New England Women's & Men's Athletic Conferen

▼ 3

Event	Scrd As	Athlete	Yr	Scored Mark	Date	Pl. Pts.	Bonus	TOTAL	
Scored bests come from CURRENT season									
▶ 800m	18	Gabriella GAUDREAU	JR	2:16.31	1/26/13	0.7	0.30	1.00	
▶ 4x400	19	Miller, Gaudreault, Jenkins, Davis		3:59.93	2/15/13	0.1	0.10	0.20	
▶ TJ	17	Amanda MARTIN	SO	11.34m	37-2½	2/11/13	0.8	0.16	0.96
Team Total								2.16	

79



NYU

University Athletic Association

▼ 12

Event	Scrd As	Athlete	Yr	Scored Mark		Date	Pl. Pts.	Bonus	TOTAL
Scored bests come from CURRENT season									
▶ Mile	26	Emily COUSENS	JR	5:04.27cb	5:01.28	2/15/13	0.2	0.00	0.20
▶ 5000m	14	Kirsten KELLER	JR	17:28.59cb	17:20.57	1/24/13	1.5	0.33	1.83
Team Total									2.03

80



Bates

New England Small College Athletic Conference

▲ 4

Event	Scrd As	Athlete	Yr	Scored Mark		Date	Pl. Pts.	Bonus	TOTAL
Scored bests come from CURRENT season									
▶ 800m	24	Elizabeth ARENS	SR	2:17.02cb	2:15.46	1/25/13	0.3	0.08	0.38
▶ Mile	15	Elizabeth ARENS	SR	4:59.93		2/15/13	1	0.30	1.30
Team Total									1.69

81



Gustavus Adolphus

Minnesota Intercollegiate Athletic Conference

▼ 11

Event	Scrd As	Athlete	Yr	Scored Mark	Date	Pl. Pts.	Bonus	TOTAL	
Scored bests come from CURRENT season									
▶ PV	14	Allyson VOSS	SR	3.57m	11-8%	2/9/13	1.5	0.14	1.64
Team Total								1.64	

"Scrd As", short for "Scored As", Standing used for place points portion of performance's score combining preseason data (when applied) to current season data

Numbers in BLACK are both the performance's actual NCAA rank AND "scored as" rank Numbers in RED indicate actual NCAA rank does not exist or is worse than "scored as" rank Numbers in BLUE indicate actual NCAA rank is better than "scored as" rank

USTFCCCA Non-Member

Non-Member Schools Will NOT be ranked, beginning Week 2



USTFCCCA NCAA Division III National Team Rankings

2013 Indoor Track & Field, Week #5

as of 2/18/2013 1:46:25 PM

D denotes multiple-event rule in affect
Only those who score >0.01 pts are shown

WOMEN

82



Haverford

Centennial Conference

▲15

Event	Scrd As	Athlete	Yr	Scored Mark	Date	Pl. Pts.	Bonus	TOTAL
Scored bests come from CURRENT season								
5000m	22	Fiona HENDRY	FR	17:42.29	2/2/13	0.4	0.00	0.40
DMR	13	Balmer, Keifer, Weathers, Hendry		12:09.79	2/15/13	0.7	0.43	1.13
Team Total								1.53

83



St. Benedict

Minnesota Intercollegiate Athletic Conference

unch

Event	Scrd As	Athlete	Yr	Scored Mark	Date	Pl. Pts.	Bonus	TOTAL
Scored bests come from PRE-SEASON DATA								
PENT	16	Clare MURN	SR	3,241	3/1/12	0.9	0.21	1.11
PENT	22	Mandy WITSCHEN	JR	3,169	3/1/12	0.4	0.00	0.40
Team Total								1.51

84



TCNJ

New Jersey Athletic Conference

▼18

Event	Scrd As	Athlete	Yr	Scored Mark	Date	Pl. Pts.	Bonus	TOTAL
Scored bests come from CURRENT season								
HJ	19	Brigit ROEMER	JR	1.65m	2/2/13	0.6	0.00	0.60
LJ	21	Erica ROBERTS	JR	5.44m	2/2/13	0.45	0.00	0.45
LJ	25	Brigit ROEMER	JR	5.42m	2/2/13	0.25	0.00	0.25
TJ	26	Erica ROBERTS	JR	11.12m	2/2/13	0.2	0.00	0.20
Team Total								1.50

85



Carthage

College Conference of Illinois & Wisconsin

▼14

Event	Scrd As	Athlete	Yr	Scored Mark	Date	Pl. Pts.	Bonus	TOTAL
Scored bests come from CURRENT season								
400m	27	Patti LAUFENBERG	JR	58.82	2/2/13	0.15	0.09	0.24
4x400	17	LeClair, Laufenberg, Wilhelm, Weiler		3:59.45	2/8/13	0.3	0.18	0.48
DMR	19	Wirth, Laufenberg, Nepote, Kummerer		12:17.88	2/8/13	0.1	0.00	0.10
WT	19	Becca MCMULLIN	SO	16.28m	2/15/13	0.6	0.02	0.62
Team Total								1.43

86



Bethel (Minn.)

Minnesota Intercollegiate Athletic Conference

▼10

Event	Scrd As	Athlete	Yr	Scored Mark	Date	Pl. Pts.	Bonus	TOTAL
Scored bests come from CURRENT season								
HJ	15	Stephanie SKOOG	JR	1.67m	2/9/13	1	0.38	1.38
Team Total								1.38

87



Bridgewater State

Massachusetts State Collegiate Athletic Conference

▼9

Event	Scrd As	Athlete	Yr	Scored Mark	Date	Pl. Pts.	Bonus	TOTAL
Scored bests come from CURRENT season								
5000m	15	Molly ROUILLARD	SR	17:29.38	2/15/13	1	0.29	1.29
Team Total								1.29

88



SUNY Plattsburgh

State University of New York Athletic Conference

▼16

Event	Scrd As	Athlete	Yr	Scored Mark		Date	Pl. Pts.	Bonus	TOTAL
Scored bests come from CURRENT season									
▶ 800m	16	Amanda SCHERMERHORN	SR	2:16.20cb	2:14.65	1/25/13	0.9	0.34	1.24
Team Total									1.24

89



Oberlin

North Coast Athletic Conference

▼31

Event	Scrd As	Athlete	Yr	Scored Mark	Date	Pl. Pts.	Bonus	TOTAL
Scored bests come from CURRENT season								
Mile	16	Molly MARTORELLA	JR	5:00.20	2/1/13	0.9	0.28	1.18
Team Total								1.18

90



RPI

Liberty League

▼10

Event	Scrd As	Athlete	Yr	Scored Mark		Date	Pl. Pts.	Bonus	TOTAL
Scored bests come from CURRENT season									
▶ WT	16	Ivy MUCHUMA	JR	16.37m	53-8½	2/9/13	0.9	0.10	1.00
▶ WT	29	Lydia FRANGOS	JR	15.64m	51-3¾	2/2/13	0.05	0.00	0.05
Team Total								1.05	

"Scrd As", short for "Scored As", Standing used for place points portion of performance's score combining preseason data (when applied) to current season data

Numbers in BLACK are both the performance's actual NCAA rank AND "scored as" rank Numbers in RED indicate actual NCAA rank does not exist or is worse than "scored as" rank Numbers in BLUE indicate actual NCAA rank is better than "scored as" rank

USTFCCCA Non-Member

Non-Member Schools Will NOT be ranked, beginning Week 2



USTFCCCA NCAA Division III National Team Rankings

2013 Indoor Track & Field, Week #5

as of 2/18/2013 1:46:26 PM

D denotes multiple-event rule in affect
Only those who score >0.01 pts are shown

WOMEN

91



Westminster (Pa.)

Presidents' Athletic Conference

▼12

Event	Scrd As	Athlete	Yr	Scored Mark	Date	Pl. Pts.	Bonus	TOTAL
Scored bests come from CURRENT season								
PV	16	Marissa KALSEY	FR	3.56m	11-8	2/2/13	0.9	0.10 1.00
Team Total								1.00

92



La Verne

Southern California Intercollegiate Athletic Conference

Event	Scrd As	Athlete	Yr	Scored Mark	Date	Pl. Pts.	Bonus	TOTAL
Scored bests come from CURRENT season								
PV	20	Katie YEAGER		3.50m	11-5%	2/16/13	0.5	0.00 0.50
SP	21	Losa AKAUOLA		13.16m	43-2%	2/16/13	0.45	0.00 0.45
Team Total								0.95

93



SUNY Oswego

State University of New York Athletic Conference

▼12

Event	Scrd As	Athlete	Yr	Scored Mark	Date	Pl. Pts.	Bonus	TOTAL
Scored bests come from CURRENT season								
PV	17	Brittany DALCAIS	SO	3.55m	11-7%	1/26/13	0.8	0.06 0.86
Team Total								0.86

94



Carnegie Mellon

University Athletic Association

▼21

Event	Scrd As	Athlete	Yr	Scored Mark	Date	Pl. Pts.	Bonus	TOTAL
Scored bests come from CURRENT season								
H60m	19	Jacqueline GUEVEL	JR	9.09		2/9/13	0.6	0.25 0.85
Team Total								0.85

95

Houghton

Empire 8 Athletic Conference

▼ 6

Event	Scrd As	Athlete	Yr	Scored Mark	Date	Pl. Pts.	Bonus	TOTAL
Scored bests come from CURRENT season								
TJ	18	Alyssa FIGEUROA	JR	11.31m	37-1%	1/12/13	0.7	0.11 0.81
Team Total								0.81

96



Nazareth

Empire 8 Athletic Conference

▼28

Event	Scrd As	Athlete	Yr	Scored Mark	Date	Pl. Pts.	Bonus	TOTAL
Scored bests come from CURRENT season								
LJ	17	Taylor PIERSON	FR	5.46m	17-11	1/26/13	0.8	0.00 0.80
Team Total								0.80

96



Olivet

Michigan Intercollegiate Athletic Association

▼28

Event	Scrd As	Athlete	Yr	Scored Mark	Date	Pl. Pts.	Bonus	TOTAL
Scored bests come from CURRENT season								
LJ	17	Cassandra CIARAVINO	SO	5.46m	17-11	1/26/13	0.8	0.00 0.80
Team Total								0.80

98



Mount Holyoke

New England Women's & Men's Athletic Conference

▲31

Event	Scrd As	Athlete	Yr	Scored Mark	Date	Pl. Pts.	Bonus	TOTAL
Scored bests come from CURRENT season								
60m	19	Camille COKLOW	FR	7.88c	7.31(55)	2/15/13	0.6	0.19 0.79
Team Total								0.79

99



Hanover

Heartland Collegiate Athletic Conference

▼13

Event	Scrd As	Athlete	Yr	Scored Mark	Date	Pl. Pts.	Bonus	TOTAL
Scored bests come from CURRENT season								
H60m	21	Jordan MOSEBY	SO	9.10		2/16/13	0.45	0.22 0.67
Team Total								0.67

100



Swarthmore

Centennial Conference

▼ 1

Event	Scrd As	Athlete	Yr	Scored Mark	Date	Pl. Pts.	Bonus	TOTAL
Scored bests come from CURRENT season								
Mile	20	Rebecca HAMMOND	SR	5:01.67		2/15/13	0.5	0.13 0.63
Team Total								0.63

"Scrd As", short for "Scored As", Standing used for place points portion of performance's score combining preseason data (when applied) to current season data

Numbers in BLACK are both the performance's actual NCAA rank AND "scored as" rank Numbers in RED indicate actual NCAA rank does not exist or is worse than "scored as" rank Numbers in BLUE indicate actual NCAA rank is better than "scored as" rank

USTFCCCA Non-Member

Non-Member Schools Will NOT be ranked, beginning Week 2



USTFCCCA NCAA Division III National Team Rankings

2013 Indoor Track & Field, Week #5

as of 2/18/2013 1:46:26 PM

D denotes multiple-event rule in affect
Only those who score >0.01 pts are shown

WOMEN

101



Loras

Iowa Intercollegiate Athletic Conference

▼10

Event	Scrd As	Athlete	Yr	Scored Mark	Date	Pl. Pts.	Bonus	TOTAL
Scored bests come from CURRENT season								
▶ 60m	22	Abigail DAVIS	FR	7.89	2/15/13	0.4	0.15	0.55
Team Total								0.55

102



Penn State Behrend

Allegheny Mountain Collegiate Conference

▲27

Event	Scrd As	Athlete	Yr	Scored Mark	Date	Pl. Pts.	Bonus	TOTAL
Scored bests come from CURRENT season								
▶ PV	20	Victoria HARWOOD	SR	3.50m	11-5%	2/16/13	0.5	0.00
Team Total								0.50

102



UMass Dartmouth

Little East Conference

▲17

Event	Scrd As	Athlete	Yr	Scored Mark	Date	Pl. Pts.	Bonus	TOTAL	
Scored bests come from CURRENT season									
▶ WT	20	Krista CHAUVIN	JR	16.15m	53-0	2/15/13	0.5	0.00	0.50
Team Total								0.50	

102



Widener

Middle Atlantic Conferences

▼7

Event	Scrd As	Athlete	Yr	Scored Mark	Date	Pl. Pts.	Bonus	TOTAL	
Scored bests come from CURRENT season									
▶ SP	20	Erica SZPYNDA	JR	13.18m	43-3	2/9/13	0.5	0.00	0.50
Team Total								0.50	

105



Denison

North Coast Athletic Conference

▼12

Event	Scrd As	Athlete	Yr	Scored Mark	Date	Pl. Pts.	Bonus	TOTAL	
Scored bests come from CURRENT season									
▶ 60m	31	Tiffany DAVIS	JR	7.92	2/9/13		0.03	0.03	
▶ TJ	21	Aedin BRENNAN	FR	11.20m	36-9	2/9/13	0.45	0.00	0.45
Team Total								0.48	

106



Albion

Michigan Intercollegiate Athletic Association

Event	Scrd As	Athlete	Yr	Scored Mark	Date	Pl. Pts.	Bonus	TOTAL	
Scored bests come from CURRENT season									
▶ LJ	21	Kristin NELSON	SR	5.44m	17-10%	2/15/13	0.45	0.00	0.45
Team Total								0.45	

106



Linfield

Northwest Conference

▼11

Event	Scrd As	Athlete	Yr	Scored Mark	Date	Pl. Pts.	Bonus	TOTAL
Scored bests come from CURRENT season								
▶ WT	21	Anna LABEAUME	JR	16.13m	52-11	2/1/13	0.45	0.00
Team Total								0.45

108



Saint Mary's (Minn.)

Minnesota Intercollegiate Athletic Conference

▲18

Event	Scrd As	Athlete	Yr	Scored Mark	Date	Pl. Pts.	Bonus	TOTAL	
Scored bests come from CURRENT season									
▶ SP	22	Coco BOOKER	SR	13.14m	43-1½	2/16/13	0.4	0.00	0.40
Team Total								0.40	

109



Kenyon

North Coast Athletic Conference

▼19

Event	Scrd As	Athlete	Yr	Scored Mark	Date	Pl. Pts.	Bonus	TOTAL
Scored bests come from CURRENT season								
▶ 800m	26	Natalie PLICK	FR	2:17.19	2/16/13	0.2	0.05	0.25
▶ Mile	28	Natalie PLICK	FR	5:04.73	2/9/13	0.1	0.00	0.10
Team Total								0.35

110



Heidelberg

Ohio Athletic Conference

▼6

Event	Scrd As	Athlete	Yr	Scored Mark	Date	Pl. Pts.	Bonus	TOTAL	
Scored bests come from CURRENT season									
▶ SP	25	Mary Beth BOYDEN	FR	13.07m	42-10%	1/25/13	0.25	0.00	0.25
Team Total								0.25	

"Scrd As", short for "Scored As", Standing used for place points portion of performance's score combining preseason data (when applied) to current season data

Numbers in BLACK are both the performance's actual NCAA rank AND "scored as" rank Numbers in RED indicate actual NCAA rank does not exist or is worse than "scored as" rank Numbers in BLUE indicate actual NCAA rank is better than "scored as" rank

USTFCCCA Non-Member

Non-Member Schools Will NOT be ranked, beginning Week 2



USTFCCCA NCAA Division III National Team Rankings

2013 Indoor Track & Field, Week #5

as of 2/18/2013 1:46:27 PM

D denotes multiple-event rule in affect
Only those who score >0.01 pts are shown

WOMEN

110
Trinity (Texas)
▼ 5

Southern Collegiate Athletic Conference

Event	Scrd As	Athlete	Yr	Scored Mark	Date	Pl. Pts.	Bonus	TOTAL
Scored bests come from CURRENT season								
5000m	25	Vanessa MORENO	JR	17:46.57cA O17:52.38	2/2/13	0.25	0.00	0.25
Team Total								0.25

110
UMass Boston
▼10

Little East Conference

Event	Scrd As	Athlete	Yr	Scored Mark	Date	Pl. Pts.	Bonus	TOTAL
Scored bests come from CURRENT season								
LJ	25	Hulerie MCGUFFIE	FR	5.42m 17-9½	2/9/13	0.25	0.00	0.25
Team Total								0.25

113
Augsburg
▼12

Minnesota Intercollegiate Athletic Conference

Event	Scrd As	Athlete	Yr	Scored Mark	Date	Pl. Pts.	Bonus	TOTAL
Scored bests come from CURRENT season								
60m	28	Ashley CARNEY	SR	7.90	2/8/13	0.1	0.11	0.21
Team Total								0.21

114
Ripon
▲15

Midwest Conference

Event	Scrd As	Athlete	Yr	Scored Mark	Date	Pl. Pts.	Bonus	TOTAL
Scored bests come from CURRENT season								
5000m	26	Michelle MATTER	SR	17:47.26	2/16/13	0.2	0.00	0.20
Team Total								0.20

115
Elmhurst
▼27

College Conference of Illinois & Wisconsin

Event	Scrd As	Athlete	Yr	Scored Mark	Date	Pl. Pts.	Bonus	TOTAL
Scored bests come from CURRENT season								
Mile	27	Lauren WILLIAMS	SR	5:04.67	2/8/13	0.15	0.00	0.15
Team Total								0.15

115
SUNY Oneonta
▼ 7

State University of New York Athletic Conference

Event	Scrd As	Athlete	Yr	Scored Mark	Date	Pl. Pts.	Bonus	TOTAL
Scored bests come from CURRENT season								
5000m	27	Danielle KENNEDY	JR	17:47.65	2/9/13	0.15	0.00	0.15
Team Total								0.15

117
Otterbein
▼19

Ohio Athletic Conference

Event	Scrd As	Athlete	Yr	Scored Mark	Date	Pl. Pts.	Bonus	TOTAL
Scored bests come from CURRENT season								
H60m	28	Abbey GRAY	SO	9.17	1/19/13	0.1	0.01	0.11
PV	30	Jordan LONG	SR	3.40m 11-1½	1/26/13	0.02	0.00	0.02
Team Total								0.13

118
Delaware Valley
▲ 1

Middle Atlantic Conferences

Event	Scrd As	Athlete	Yr	Scored Mark	Date	Pl. Pts.	Bonus	TOTAL
Scored bests come from PRE-SEASON DATA								
PENT	28	Alexis MAYLOR	JR	3,142	3/2/12	0.1	0.00	0.10
Team Total								0.10

119
Bridgewater (Va.)
▼ 2

Old Dominion Athletic Conference

Event	Scrd As	Athlete	Yr	Scored Mark	Date	Pl. Pts.	Bonus	TOTAL
Scored bests come from CURRENT season								
TJ	29	Kristen TRICE	FR	11.08m 36-4½	11/30/12	0.05	0.00	0.05
Team Total								0.05

119
Christopher Newport
▼ 1

USA South Athletic Conference

Event	Scrd As	Athlete	Yr	Scored Mark	Date	Pl. Pts.	Bonus	TOTAL
Scored bests come from CURRENT season								
PENT	29	Jennifer WESTERHOLM	FR	3,134	2/1/13	0.05	0.00	0.05
Team Total								0.05

"Scrd As", short for "Scored As", Standing used for place points portion of performance's score combining preseason data (when applied) to current season data

Numbers in BLACK are both the performance's actual NCAA rank AND "scored as" rank Numbers in RED indicate actual NCAA rank does not exist or is worse than "scored as" rank Numbers in BLUE indicate actual NCAA rank is better than "scored as" rank

USTFCCCA Non-Member

Non-Member Schools Will NOT be ranked, beginning Week 2



USTFCCCA NCAA Division III National Team Rankings

2013 Indoor Track & Field, Week #5

as of 2/18/2013 1:46:28 PM

D

denotes multiple-event rule in affect

Only those who score >0.01 pts are shown

WOMEN

119



Rhodes

Southern Athletic Association

▼27

Event	Scrd As	Athlete	Yr	Scored Mark	Date	Pl. Pts.	Bonus	TOTAL
-------	---------	---------	----	-------------	------	----------	-------	-------

Scored bests come from CURRENT season

▶ 400m	29	Sadie YANCKELLO	SO	59.05cb	58.27	2/8/13	0.05	0.00	0.05
--------	----	-----------------	----	---------	-------	--------	------	------	------

Team Total 0.05

119



Simpson (Iowa)

Iowa Intercollegiate Athletic Conference

▲10

Event	Scrd As	Athlete	Yr	Scored Mark	Date	Pl. Pts.	Bonus	TOTAL
-------	---------	---------	----	-------------	------	----------	-------	-------

Scored bests come from CURRENT season

▶ H60m	29	Bayley FLESHNER	SO	9.18	2/15/13	0.05	0.00	0.05
--------	----	-----------------	----	------	---------	------	------	------

Team Total 0.05

123



Lebanon Valley

Middle Atlantic Conferences

▼20

Event	Scrd As	Athlete	Yr	Scored Mark	Date	Pl. Pts.	Bonus	TOTAL
-------	---------	---------	----	-------------	------	----------	-------	-------

Scored bests come from CURRENT season

▶ 5000m	30	Kelsey PATRICK	FR	17:51.12	2/9/13	0.02	0.00	0.02
---------	----	----------------	----	----------	--------	------	------	------

Team Total 0.02

"Scrd As", short for "Scored As", Standing used for place points portion of performance's score combining preseason data (when applied) to current season data

Numbers in BLACK are both the performance's actual NCAA rank AND "scored as" rank Numbers in RED indicate actual NCAA rank does not exist or is worse than "scored as" rank Numbers in BLUE indicate actual NCAA rank is better than "scored as" rank

USTFCCCA Non-Member

Non-Member Schools Will NOT be ranked, beginning Week 2