



D denotes multiple-event rule in affect
Only those who score >0.01 pts are shown

MEN

1 UW-La Crosse **unch**

Wisconsin Intercollegiate Athletic Conference

Event	Scrd As	Athlete	Yr	Scored Mark	Date	Pl. Pts.	Bonus	TOTAL
Scored bests come from CURRENT season								
▶ 60m	6	Alex KOENEN	SO	6.83	2/16/13	10	1.77	11.77
▶ 60m	11	David SIKORSKI	SR	6.88	3/2/13	4	0.48	4.48
▶ 400m	1	Aric HOESCHEN	Se	48.63	2/22/13	20	3.32	23.32
▶ 800m	6	Sean ROYER	JR	1:53.14	2/1/13	10	1.13	11.13
▶ Mile	4	Jerry KERSKA	JR	4:11.35	3/1/13	14	1.77	15.77
▶ Mile	9	Tyler HEINZ	JR	4:12.47	1/18/13	6	0.94	6.94
▶ 5000m	5	David STILIN	JR	14:24.99	2/22/13	12	2.33	14.33
▶ 4x400	3	Young, Wendland, Mason, Hoeshcen		3:17.09c OT 3:13.98	2/7/13	14	2.77	16.77
▶ DMR	2	Heinz, Tehan, Stilin, Bottcher		9:56.64	2/16/13	17	2.77	19.77
▶ PV	1	Bryan KLISTER	SO	5.05m 16-6%	2/15/13	20	4.90	24.90
▶ PV	8	Jeffery HILL	SO	4.87m 15-11%	3/1/13	7	0.60	7.60
▶ PV	10	Rob ROHE	JR	4.85m 15-11	2/15/13	5	0.36	5.36
▶ LJ	1	Isaac VAZQUEZ	SR	7.59m 24-11	2/22/13	20	5.24	25.24
▶ TJ	1	Isaac VAZQUEZ	SR	15.48m 50-9%	2/22/13	20	5.27	25.27
▶ WT	7	Grant HAVARD	SO	18.72m 61-5	2/22/13	8	0.68	8.68
▶ WT	9	John COOPER	JR	18.42m 60-5%	2/15/13	6	0.03	6.03
Team Total								227.38

2 UW-Oshkosh **unch**

Wisconsin Intercollegiate Athletic Conference

Event	Scrd As	Athlete	Yr	Scored Mark	Date	Pl. Pts.	Bonus	TOTAL
Scored bests come from CURRENT season								
▶ 400m	8	John CEJKA	SR	49.25	2/22/13	7	1.06	8.06
▶ 4x400	2	Servais, Wilch, Cejka, Zanova		3:17.07	3/2/13	17	2.78	19.78
▶ HJ	2	John MCCANN	JR	2.12m 6-11%	1/12/13	18	3.41	21.41
▶ HJ	4	Lukey KLITZ	SR	2.10m 6-10%	2/22/13	14	2.08	16.08
▶ TJ	4	Lukey KLITZ	SR	15.12m 49-7%	2/22/13	14	2.11	16.11
▶ TJ	12	Kyle SCHUELLER	FR	14.57m 47-9%	2/22/13	3	0.00	3.00
▶ SP	1	Nick BAATZ	SR	18.65m 61-2%	1/25/13	20	6.00	26.00
▶ SP	4	Lewis PRIOR	SR	17.72m 58-1%	2/22/13	14	1.66	15.66
▶ SP	6	Nick GROSSKOPF	SO	17.46m 57-3%	3/1/13	10	0.98	10.98
▶ SP	7	Pete DELZER	SR	17.39m 57-%	2/22/13	8	0.79	8.79
▶ WT	2	Pete DELZER	SR	20.18m 66-2%	1/25/13	18	4.41	22.41
▶ WT	4	Nick BAATZ	SR	19.10m 62-8	1/12/13	14	1.51	15.51
▶ WT	8	Lewis PRIOR	SR	18.59m 61-0	1/12/13	7	0.40	7.40
Team Total								191.18

3 UW-Whitewater **unch**

Wisconsin Intercollegiate Athletic Conference

Event	Scrd As	Athlete	Yr	Scored Mark	Date	Pl. Pts.	Bonus	TOTAL
Scored bests come from CURRENT season								
▶ 60m	7	Moriarty BROWN-GRIFFIN	JR	6.84	2/22/13	8	1.51	9.51
▶ Mile	11	Dawson MILLER	SO	4:13.01	3/1/13	4	0.72	4.72
▶ H60m	1	Marcus SMITH	SR	8.01	2/1/13	20	4.34	24.34
▶ H60m	9	Mike JUDD	SO	8.19	2/15/13	6	0.64	6.64
▶ 4x400	4	Grainger, Bee, Rudebeck, Denu		3:17.41	3/2/13	11	2.52	13.52
▶ HJ	11	Cory ZAESKE	JR	2.06m 6-9	2/1/13	4	0.36	4.36
▶ LJ	2	Cory ZAESKE	JR	7.45m 24-5%	2/22/13	18	3.14	21.14
▶ LJ	3	Justin BOWERS	SO	7.43m 24-4%	1/25/13	16	2.84	18.84
▶ LJ	10	Dave KUCZYNSKI	SR	7.19m 23-7%	2/1/13	5	0.47	5.47
▶ TJ	2	Marcus SMITH	SR	15.35m 50-4%	2/1/13	18	4.12	22.12
Team Total								130.67

"Scrd As", short for "Scored As", Standing used for place points portion of performance's score combining preseason data (when applied) to current season data

Numbers in BLACK are both the performance's actual NCAA rank AND "scored as" rank Numbers in RED indicate actual NCAA rank does not exist or is worse than "scored as" rank Numbers in BLUE indicate actual NCAA rank is better than "scored as" rank

USTFCCCA Non-Member

Non-Member Schools Will NOT be ranked, beginning Week 2



D denotes multiple-event rule in affect
Only those who score >0.01 pts are shown

MEN

4

North Central (Ill.)

College Conference of Illinois & Wisconsin

unch

Event	Scrd As	Athlete	Yr	Scored Mark	Date	Pl. Pts.	Bonus	TOTAL
Scored bests come from CURRENT season								
▶ 400m	9	Dionte HACKLER	JR	49.28	2/16/13	6	0.95	6.95
▶ 800m	8	Patrick FOLEY	JR	1:53.27	3/2/13	7	0.93	7.93
▶ 5000m	2	John CRAIN	JR	14:24.22	2/1/13	18	2.50	20.50
▶ 4x400	9	Henriksen, Hackler, Hamilton, Nelson		3:18.87	3/2/13	2	1.38	3.38
▶ DMR	5	Lodi, Hackler, Hamilton, Crain		9:58.89	2/22/13	8	2.14	10.14
▶ HJ	8	Zach HEERSPINK	SR	2.07m 6-9½	3/1/13	7	0.70	7.70
▶ PV	1	Josh WINDER	JR	5.05m 16-6%	2/1/13	20	4.90	24.90
▶ LJ	10	Matt SOUVANNSAING	SO	7.19m 23-7%	2/22/13	5	0.47	5.47
Team Total								86.98

5

Bates

New England Small College Athletic Conference

▲ 3

Event	Scrd As	Athlete	Yr	Scored Mark	Date	Pl. Pts.	Bonus	TOTAL
Scored bests come from CURRENT season								
▶ 800m	7	James LEPAGE	SR	1:53.19cb 1:51.59	2/22/13	8	1.05	9.05
▶ Mile	13	Tully HANNAN	JR	4:13.06	3/2/13	2	0.70	2.70
▶ DMR	3	Graboyes, Levy, LePage, Barron		9:58.30	3/2/13	14	2.31	16.31
▶ SP	2	David PLESS	SR	18.60m 61-¾	1/25/13	18	5.74	23.74
▶ SP	9	Sean ENOS	SO	17.17m 56-4	3/2/13	6	0.22	6.22
▶ WT	3	David PLESS	SR	20.10m 65-11½	3/2/13	16	4.07	20.07
▶ WT	12	Sean ENOS	SO	18.18m 59-7%	3/2/13	3	0.00	3.00
Team Total								81.09

6

UW-Eau Claire

Wisconsin Intercollegiate Athletic Conference

▼ 1

Event	Scrd As	Athlete	Yr	Scored Mark	Date	Pl. Pts.	Bonus	TOTAL
Scored bests come from CURRENT season								
▶ 60m	2	Thurgood DENNIS	SO	6.79	2/22/13	18	2.82	20.82
▶ 400m	10	Cody PRINCE	SO	49.29	3/1/13	5	0.92	5.92
▶ Mile	6	Matt SCOTT	JR	4:12.14	2/22/13	10	1.18	11.18
▶ 5000m	3	Aaron EASKER	SR	14:24.44	2/22/13	16	2.45	18.45
▶ 4x400	7	Prince, Dennis-Oehling, Makeever, Dennis		3:18.58	3/2/13	4	1.61	5.61
▶ SP	8	Roger STEEN	SO	17.26m 56-7½	3/1/13	7	0.45	7.45
▶ HEPT	6	Brandon ZARNOTH	SO	4,895	2/22/13	10	1.41	11.41
Team Total								80.84

7

Mount Union

Ohio Athletic Conference

▼ 1

Event	Scrd As	Athlete	Yr	Scored Mark	Date	Pl. Pts.	Bonus	TOTAL
Scored bests come from CURRENT season								
▶ 400m	13	Tyler METTILLE	SO	49.43	2/22/13	2	0.57	2.57
▶ HJ	11	Rory JUHN	FR	2.06m 6-9	2/16/13	4	0.36	4.36
▶ LJ	6	Sam LUDGOOD	JR	7.28m 23-10%	2/22/13	10	1.16	11.16
▶ TJ	3	Sam LUDGOOD	JR	15.28m 50-1%	2/22/13	16	3.50	19.50
▶ SP	10	Sean DONNELLY	SO	17.00m 55-9%	2/22/13	5	0.00	5.00
▶ HEPT	4	Tyler METTILLE	SO	4,913	12/7/12	14	1.83	15.83
▶ HEPT	8	Alex KOVALIK	JR	4,844	12/7/12	7	0.56	7.56
▶ HEPT	12	Andrew MILHOAN	FR	4,774	12/7/12	3	0.00	3.00
Team Total								68.97

8

Augustana (Ill.)

College Conference of Illinois & Wisconsin

▲ 3

Event	Scrd As	Athlete	Yr	Scored Mark	Date	Pl. Pts.	Bonus	TOTAL
Scored bests come from CURRENT season								
▶ 400m	3	Alex RINDONE	SR	48.85	2/9/13	16	2.51	18.51
▶ 400m	7	Greg PATTON	SR	49.21	2/9/13	8	1.20	9.20
▶ 4x400	1	Patton, Rindone, Cline, Voland		3:16.88	3/2/13	20	2.93	22.93
Team Total								50.65

"Scrd As", short for "Scored As", Standing used for place points portion of performance's score combining preseason data (when applied) to current season data

Numbers in BLACK are both the performance's actual NCAA rank AND "scored as" rank Numbers in RED indicate actual NCAA rank does not exist or is worse than "scored as" rank Numbers in BLUE indicate actual NCAA rank is better than "scored as" rank

USTFCCCA Non-Member

Non-Member Schools Will NOT be ranked, beginning Week 2



USTFCCCA NCAA Division III National Team Rankings

2013 Indoor Track & Field, Week #7

as of 3/4/2013 10:02:21 AM

D denotes multiple-event rule in affect
Only those who score >0.01 pts are shown

MEN

9 **UW-Platteville** ▲ 1
Wisconsin Intercollegiate Athletic Conference

Event	Scrd As	Athlete	Yr	Scored Mark	Date	Pl. Pts.	Bonus	TOTAL
Scored bests come from CURRENT season								
▶ 60m	11	Aaron HRUBES	SR	6.88	2/9/13	4	0.48	4.48
▶ 5000m	9	Ian LAMERE	FR	14:31.04	2/22/13	6	1.03	7.03
▶ H60m	2	TJ VALLEY	JR	8.08	2/15/13	18	2.88	20.88
▶ PV	3	Chas SPANGENBERG	SR	4.93m	16-2 2/9/13	16	1.95	17.95
Team Total								50.34

10 **Ohio Wesleyan** ▲ 3
North Coast Athletic Conference

Event	Scrd As	Athlete	Yr	Scored Mark	Date	Pl. Pts.	Bonus	TOTAL
Scored bests come from CURRENT season								
▶ 400m	2	Ethan FREET	SR	48.75	2/23/13	18	2.88	20.88
▶ 400m	4	Silas JOLLIFF	SR	48.90	2/23/13	14	2.33	16.33
▶ 4x400	6	Jolliff, Cook, Martin, Freet		3:18.50c OT 3:15.37	1/25/13	6	1.67	7.67
▶ HEPT	13	Matt HUNTER	SO	4,770	2/2/13	2	0.00	2.00
Team Total								46.88

11 **Tufts** ▲ 5
New England Small College Athletic Conference

Event	Scrd As	Athlete	Yr	Scored Mark	Date	Pl. Pts.	Bonus	TOTAL
Scored bests come from CURRENT season								
▶ DMR	3	Marvel, Beutler, Black, Norton		9:58.30	3/2/13	14	2.31	16.31
▶ TJ	10	Gbola AJAYI	SR	14.66m	48-1¼ 3/1/13	5	0.04	5.04
▶ WT	6	Curtis YANCY	SR	18.81m	61-8½ 2/11/13	10	0.88	10.88
▶ HEPT	5	Michael BLAIR	SR	4,900	2/15/13	12	1.53	13.53
Team Total								45.75

12 **Wartburg** ▲ 22
Iowa Intercollegiate Athletic Conference

Event	Scrd As	Athlete	Yr	Scored Mark	Date	Pl. Pts.	Bonus	TOTAL
Scored bests come from CURRENT season								
▶ 800m	3	Daniel BONTHIUS	SO	1:52.25	3/2/13	16	2.47	18.47
▶ H60m	11	Larry JOHNSON	SR	8.20	3/1/13	4	0.52	4.52
▶ HJ	3	Jonas ELUSME	JR	2.11m	6-11 2/23/13	16	2.74	18.74
▶ SP	13	Colt FELTES	SO	16.96m	55-7¼ 3/1/13	2	0.00	2.00
Team Total								43.74

13 **Haverford** ▼ 6
Centennial Conference

Event	Scrd As	Athlete	Yr	Scored Mark	Date	Pl. Pts.	Bonus	TOTAL
Scored bests come from CURRENT season								
▶ 5000m	1	Chris STADLER	JR	14:23.36	2/2/13	20	2.69	22.69
▶ 5000m	7	Peter KISSIN	SR	14:28.79	2/2/13	8	1.51	9.51
▶ 5000m	8	Jordan SCHILIT	SR	14:29.79	2/2/13	7	1.30	8.30
▶ DMR	10	Milic-Strkalj, Keny, Riccio, Schilit		10:02.90	2/15/13	1	1.02	2.02
Team Total								42.51

14 **Wabash** ▼ 2
North Coast Athletic Conference

Event	Scrd As	Athlete	Yr	Scored Mark	Date	Pl. Pts.	Bonus	TOTAL
Scored bests come from CURRENT season								
▶ 800m	1	Jake WATERMAN	SR	1:50.97	2/23/13	20	4.44	24.44
▶ H60m	4	Ronnie POSTHAUER	SO	8.12	2/8/13	14	2.06	16.06
Team Total								40.50

15 **UW-Stevens Point** ▼ 6
Wisconsin Intercollegiate Athletic Conference

Event	Scrd As	Athlete	Yr	Scored Mark	Date	Pl. Pts.	Bonus	TOTAL
Scored bests come from CURRENT season								
▶ Mile	1	Dan SULLIVAN	JR	4:08.76	2/1/13	20	3.71	23.71
▶ DMR	8	Haak, Ostrowski, Berry, Sullivan		10:00.38	2/16/13	3	1.72	4.72
▶ HEPT	9	Brian THILL	SR	4,821	2/1/13	6	0.29	6.29
Team Total								34.73

"Scrd As", short for "Scored As", Standing used for place points portion of performance's score combining preseason data (when applied) to current season data

Numbers in BLACK are both the performance's actual NCAA rank AND "scored as" rank Numbers in RED indicate actual NCAA rank does not exist or is worse than "scored as" rank Numbers in BLUE indicate actual NCAA rank is better than "scored as" rank

USTFCCCA Non-Member

Non-Member Schools Will NOT be ranked, beginning Week 2



D denotes multiple-event rule in affect
Only those who score >0.01 pts are shown

MEN

16 **St. Thomas (Minn.)** ▼ **1**
Minnesota Intercollegiate Athletic Conference

Event	Scrd As	Athlete	Yr	Scored Mark	Date	Pl. Pts.	Bonus	TOTAL	
Scored bests come from CURRENT season									
▶ TJ	9	Eyo EKPO	SR	14.77m	48-5½	2/7/13	6	0.53	6.53
▶ HEPT	2	Maxwell DUNNE	JR	5,025		2/1/13	18	4.39	22.39
▶ HEPT	10	Gavin YSETH	SR	4,797		2/28/13	5	0.02	5.02
Team Total								33.94	

17 **UW-Stout** ▲ **3**
Wisconsin Intercollegiate Athletic Conference

Event	Scrd As	Athlete	Yr	Scored Mark	Date	Pl. Pts.	Bonus	TOTAL	
Scored bests come from CURRENT season									
▶ 5000m	10	Patrick JENKINS	SO	14:31.92		2/22/13	5	0.84	5.84
▶ HEPT	1	Zach ANDERSON	JR	5,132		2/22/13	20	6.85	26.85
Team Total								32.69	

18 **Defiance** unch
Heartland Collegiate Athletic Conference

Event	Scrd As	Athlete	Yr	Scored Mark	Date	Pl. Pts.	Bonus	TOTAL	
Scored bests come from CURRENT season									
▶ SP	11	Tom POSTEMA	SR	16.99m	55-9	2/9/13	4	0.00	4.00
▶ WT	1	Tom POSTEMA	SR	20.72m	67-11½	2/16/13	20	6.66	26.66
Team Total								30.66	

19 **SUNY Oneonta** ▲ **2**
State University of New York Athletic Conference

Event	Scrd As	Athlete	Yr	Scored Mark	Date	Pl. Pts.	Bonus	TOTAL	
Scored bests come from CURRENT season									
▶ 60m	3	Sean BERNSTEIN	SR	6.82		2/23/13	16	2.03	18.03
▶ H60m	6	Jake ALVIENE	FR	8.15		12/1/12	10	1.45	11.45
Team Total								29.48	

20 **Monmouth (Ill.)** ▲ **8**
Midwest Conference

Event	Scrd As	Athlete	Yr	Scored Mark	Date	Pl. Pts.	Bonus	TOTAL	
Scored bests come from CURRENT season									
▶ 60m	10	Kiante GREEN	JR	6.87		3/2/13	5	0.74	5.74
▶ 400m	11	James WILSON	SO	49.34		3/2/13	4	0.74	4.74
▶ 4x400	10	Green, Daniel, Foulkes, Wilson		3:20.07		3/2/13	1	0.71	1.71
▶ LJ	4	James WILSON	SO	7.39m	24-3	2/22/13	14	2.25	16.25
Team Total								28.43	

21 **Gwynedd-Mercy** ▲ **30**
Colonial States Athletic Conference

Event	Scrd As	Athlete	Yr	Scored Mark	Date	Pl. Pts.	Bonus	TOTAL	
Scored bests come from CURRENT season									
▶ HJ	1	Justin TURNER	SR	2.14m	7-¼	3/1/13	20	4.75	24.75
Team Total								24.75	

22 **CCNY** ▲ **4**
City University of New York Athletic Conference

Event	Scrd As	Athlete	Yr	Scored Mark	Date	Pl. Pts.	Bonus	TOTAL	
Scored bests come from CURRENT season									
▶ 60m	1	Thierry DIESSONGO	SO	6.77		2/24/13	20	3.34	23.34
Team Total								23.34	

23 **Brockport** ▲ **7**
State University of New York Athletic Conference

Event	Scrd As	Athlete	Yr	Scored Mark	Date	Pl. Pts.	Bonus	TOTAL	
Scored bests come from CURRENT season									
▶ 60m	7	Dre JOHNSON	JR	6.84c	6.36(55)	2/8/13	8	1.51	9.51
▶ PV	5	Zach FERRARA	SR	4.92m	16-1½	3/1/13	12	1.70	13.70
Team Total								23.22	

"Scrd As", short for "Scored As", Standing used for place points portion of performance's score combining preseason data (when applied) to current season data
 Numbers in BLACK are both the performance's actual NCAA rank AND "scored as" rank Numbers in RED indicate actual NCAA rank does not exist or is worse than "scored as" rank Numbers in BLUE indicate actual NCAA rank is better than "scored as" rank
USTFCCCA Non-Member Non-Member Schools Will NOT be ranked, beginning Week 2



D denotes multiple-event rule in affect
Only those who score >0.01 pts are shown

MEN

24 **SUNY Geneseo** ▲23
State University of New York Athletic Conference

Event	Scrd As	Athlete	Yr	Scored Mark	Date	Pl. Pts.	Bonus	TOTAL
Scored bests come from CURRENT season								
▶ DMR	1	Carter, Cleary-Krell, George, Brimstein		9:56.22	3/2/13	20	2.89	22.89
Team Total								22.89

25 **TCNJ** ▲40
New Jersey Athletic Conference

Event	Scrd As	Athlete	Yr	Scored Mark	Date	Pl. Pts.	Bonus	TOTAL
Scored bests come from CURRENT season								
▶ 800m	5	Dominic TASCIO	JR	1:52.99cb 1:51.39	3/1/13	12	1.35	13.35
▶ PV	11	Julio ALORRO	SR	4.82m 15-9%	3/1/13	4	0.00	4.00
▶ TJ	11	Steve D'AIUTOLO	SR	14.58m 47-10	2/2/13	4	0.00	4.00
Team Total								21.35

26 **Birmingham-Southern** ▲27
Southern Athletic Association

Event	Scrd As	Athlete	Yr	Scored Mark	Date	Pl. Pts.	Bonus	TOTAL
Scored bests come from CURRENT season								
▶ 800m	2	Robert WILLETT	SR	1:51.76	3/2/13	18	3.22	21.22
Team Total								21.22

27 **St. Olaf** ▲4
Minnesota Intercollegiate Athletic Conference

Event	Scrd As	Athlete	Yr	Scored Mark	Date	Pl. Pts.	Bonus	TOTAL
Scored bests come from CURRENT season								
▶ Mile	2	Brian SAKSA	JR	4:09.64	2/15/13	18	3.05	21.05
Team Total								21.05

28 **Bowdoin** ▲1
New England Small College Athletic Conference

Event	Scrd As	Athlete	Yr	Scored Mark	Date	Pl. Pts.	Bonus	TOTAL
Scored bests come from CURRENT season								
▶ Mile	3	Coby HOROWITZ	JR	4:10.01cb 4:06.85	2/22/13	16	2.77	18.77
▶ 5000m	13	Sam SEEKINS	JR	14:37.45cb 14:28.16	2/22/13	2	0.12	2.12
Team Total								20.89

29 **Southern Maine** ▼5
Little East Conference

Event	Scrd As	Athlete	Yr	Scored Mark	Date	Pl. Pts.	Bonus	TOTAL
Scored bests come from CURRENT season								
▶ 800m	9	Kevin DESMOND	SO	1:53.30cb 1:51.70	2/22/13	6	0.89	6.89
▶ H60m	11	Sheldon ALLEN	SO	8.20	3/1/13	4	0.52	4.52
▶ TJ	7	Jamie RUGINSKI	SO	14.90m 48-10%	2/22/13	8	1.12	9.12
Team Total								20.53

30 **Amherst** ▲32
New England Small College Athletic Conference

Event	Scrd As	Athlete	Yr	Scored Mark	Date	Pl. Pts.	Bonus	TOTAL
Scored bests come from CURRENT season								
▶ 800m	10	Matt MELTON	JR	1:53.47	3/2/13	5	0.70	5.70
▶ Mile	5	Patrick GRIMES	SR	4:11.72	3/2/13	12	1.49	13.49
Team Total								19.19

31 **Whitworth** ▼6
Northwest Conference

Event	Scrd As	Athlete	Yr	Scored Mark	Date	Pl. Pts.	Bonus	TOTAL
Scored bests come from CURRENT season								
▶ SP	3	Carter COMITO	SR	18.07m 59-3½	2/15/13	16	3.03	19.03
Team Total								19.03

"Scrd As", short for "Scored As", Standing used for place points portion of performance's score combining preseason data (when applied) to current season data
Numbers in BLACK are both the performance's actual NCAA rank AND "scored as" rank Numbers in RED indicate actual NCAA rank does not exist or is worse than "scored as" rank Numbers in BLUE indicate actual NCAA rank is better than "scored as" rank

USTFCCCA Non-Member Non-Member Schools Will NOT be ranked, beginning Week 2



D denotes multiple-event rule in affect
Only those who score >0.01 pts are shown

MEN

32 **Moravian** **unch**
Landmark Conference

Event	Scrd As	Athlete	Yr	Scored Mark	Date	Pl. Pts.	Bonus	TOTAL	
Scored bests come from CURRENT season									
▶ LJ	8	Kris JOINT	JR	7.20m	23-7½	2/16/13	7	0.55	7.55
▶ TJ	6	Kris JOINT	JR	14.91m	48-11	2/16/13	10	1.16	11.16
Team Total								18.71	

33 **Carthage** **▼11**
College Conference of Illinois & Wisconsin

Event	Scrd As	Athlete	Yr	Scored Mark	Date	Pl. Pts.	Bonus	TOTAL	
Scored bests come from CURRENT season									
▶ HJ	5	Trevor JAMES	JR	2.09m	6-10¾	1/25/13	12	1.41	13.41
▶ WT	10	Derrik GUYETTE	SO	18.27m	59-11¾	2/22/13	5	0.00	5.00
Team Total								18.41	

34 **RIT** **▼15**
Liberty League

Event	Scrd As	Athlete	Yr	Scored Mark	Date	Pl. Pts.	Bonus	TOTAL	
Scored bests come from CURRENT season									
▶ DMR	9	Kurvach, Lee, Irr, Giannino		10:02.74		2/22/13	2	1.06	3.06
▶ HJ	8	Jamie DORREN	SO	2.07m	6-9¾	2/9/13	7	0.70	7.70
▶ LJ	8	Andrew ATHIAS	SO	7.20m	23-7½	2/9/13	7	0.55	7.55
Team Total								18.31	

35 **Coast Guard** **▲3**
New England Women's & Men's Athletic Conferen

Event	Scrd As	Athlete	Yr	Scored Mark	Date	Pl. Pts.	Bonus	TOTAL	
Scored bests come from CURRENT season									
▶ H60m	3	Adam SCALESE	JR	8.11		2/22/13	16	2.26	18.26
Team Total								18.26	

36 **Buffalo State** **▼1**
State University of New York Athletic Conference

Event	Scrd As	Athlete	Yr	Scored Mark	Date	Pl. Pts.	Bonus	TOTAL	
Scored bests come from CURRENT season									
▶ 800m	11	Bumkuth JIAK	FR	1:53.62cb	1:52.01	3/1/13	4	0.59	4.59
▶ LJ	5	Cory COX	SO	7.33m	24-¾	2/23/13	12	1.54	13.54
Team Total								18.12	

37 **Colby** **▲2**
New England Small College Athletic Conference

Event	Scrd As	Athlete	Yr	Scored Mark	Date	Pl. Pts.	Bonus	TOTAL	
Scored bests come from CURRENT season									
▶ 60m	3	Dominique KONE	SR	6.82		2/15/13	16	2.03	18.03
Team Total								18.03	

37 **Greenville** **▲26**
St. Louis Intercollegiate Athletic Conference

Event	Scrd As	Athlete	Yr	Scored Mark	Date	Pl. Pts.	Bonus	TOTAL	
Scored bests come from CURRENT season									
▶ 60m	3	Bruce GRAY	SO	6.82		3/2/13	16	2.03	18.03
Team Total								18.03	

39 **SUNY Fredonia** **▲78**
State University of New York Athletic Conference

Event	Scrd As	Athlete	Yr	Scored Mark	Date	Pl. Pts.	Bonus	TOTAL	
Scored bests come from CURRENT season									
▶ HEPT	3	Spencer LEFORT	SR	4,921		3/1/13	16	2.01	18.01
Team Total								18.01	

40 **Muskingum** **▼7**
Ohio Athletic Conference

Event	Scrd As	Athlete	Yr	Scored Mark	Date	Pl. Pts.	Bonus	TOTAL	
Scored bests come from CURRENT season									
▶ PV	3	Chase ADDY	SR	4.93m	16-2	2/22/13	16	1.95	17.95
Team Total								17.95	

"Scrd As", short for "Scored As", Standing used for place points portion of performance's score combining preseason data (when applied) to current season data
 Numbers in BLACK are both the performance's actual NCAA rank AND "scored as" rank Numbers in RED indicate actual NCAA rank does not exist or is worse than "scored as" rank Numbers in BLUE indicate actual NCAA rank is better than "scored as" rank
USTFCCCA Non-Member Non-Member Schools Will NOT be ranked, beginning Week 2



D denotes multiple-event rule in affect
Only those who score >0.01 pts are shown

MEN

41 **Wesleyan (Conn.)** ▲33
New England Small College Athletic Conference

Event	Scrd As	Athlete	Yr	Scored Mark	Date	Pl. Pts.	Bonus	TOTAL
Scored bests come from CURRENT season								
▶ 5000m	4	Bryan MARSH	SR	14:24.45	3/2/13	14	2.45	16.45
Team Total								16.45

42 **Ripon** ▲70
Midwest Conference

Event	Scrd As	Athlete	Yr	Scored Mark	Date	Pl. Pts.	Bonus	TOTAL
Scored bests come from CURRENT season								
▶ 800m	4	Cory ZIMMERMAN	SR	1:52.46	3/2/13	14	2.15	16.15
Team Total								16.15

43 **MIT** ▼20
New England Women's & Men's Athletic Conferen

Event	Scrd As	Athlete	Yr	Scored Mark	Date	Pl. Pts.	Bonus	TOTAL
Scored bests come from CURRENT season								
▶ 4x400	5	Kaba, Singer-Clark, Lee, Marx		3:17.76cb 3:14.64	2/22/13	8	2.24	10.24
▶ DMR	7	Trimble, Lee, Marx, Bullock		10:00.05	3/2/13	4	1.81	5.81
Team Total								16.06

44 **RPI** ▼17
Liberty League

Event	Scrd As	Athlete	Yr	Scored Mark	Date	Pl. Pts.	Bonus	TOTAL
Scored bests come from CURRENT season								
▶ H60m	8	David KASTNER	SR	8.17	2/22/13	7	1.05	8.05
▶ HJ	8	Stephen SILBER	JR	2.07m 6-9½	2/9/13	7	0.70	7.70
Team Total								15.74

45 **UW-Superior** ▼5
Wisconsin Intercollegiate Athletic Conference

Event	Scrd As	Athlete	Yr	Scored Mark	Date	Pl. Pts.	Bonus	TOTAL
Scored bests come from CURRENT season								
▶ LJ	13	Kenny MCGEE	FR	7.17m 23-6¼	1/26/13	2	0.32	2.32
▶ TJ	8	Kenny MCGEE	FR	14.80m 48-6¼	2/22/13	7	0.67	7.67
▶ WT	11	Nils HANSEN	SR	18.22m 59-9½	3/2/13	4	0.00	4.00
Team Total								13.99

46 **Worcester State** ▼4
Massachusetts State Collegiate Athletic Conference

Event	Scrd As	Athlete	Yr	Scored Mark	Date	Pl. Pts.	Bonus	TOTAL
Scored bests come from CURRENT season								
▶ H60m	5	Terrence GIBSON	SO	8.13	2/22/13	12	1.86	13.86
Team Total								13.86

47 **Penn State Behrend** ▲43
Allegheny Mountain Collegiate Conference

Event	Scrd As	Athlete	Yr	Scored Mark	Date	Pl. Pts.	Bonus	TOTAL
Scored bests come from CURRENT season								
▶ PV	5	Dylan BILKA	SO	4.92m 16-1¼	3/1/13	12	1.70	13.70
Team Total								13.70

48 **Trine** ▼12
Michigan Intercollegiate Athletic Association

Event	Scrd As	Athlete	Yr	Scored Mark	Date	Pl. Pts.	Bonus	TOTAL
Scored bests come from CURRENT season								
▶ 400m	5	Tyler BOURDO	SO	49.11	2/23/13	12	1.57	13.57
Team Total								13.57

49 **La Verne** ▼3
Southern California Intercollegiate Athletic Conferen

Event	Scrd As	Athlete	Yr	Scored Mark	Date	Pl. Pts.	Bonus	TOTAL
Scored bests come from CURRENT season								
▶ TJ	5	Paul TURNER	SR	14.98m 49-1¼	2/17/13	12	1.48	13.48
Team Total								13.48

"Scrd As", short for "Scored As", Standing used for place points portion of performance's score combining preseason data (when applied) to current season data


Numbers in BLACK are both the performance's actual NCAA rank AND "scored as" rank Numbers in RED indicate actual NCAA rank does not exist or is worse than "scored as" rank Numbers in BLUE indicate actual NCAA rank is better than "scored as" rank

USTFCCCA Non-Member Non-Member Schools Will NOT be ranked, beginning Week 2




D denotes multiple-event rule in affect
Only those who score >0.01 pts are shown


MEN

50  **Gustavus Adolphus** ▼ **1**
Minnesota Intercollegiate Athletic Conference


Event	Scrd As	Athlete	Yr	Scored Mark	Date	Pl. Pts.	Bonus	TOTAL	
Scored bests come from CURRENT season									
▶ PV	7	Josh OWENS	SR	4.91m	16-1¼	2/2/13	8	1.46	9.46
▶ HEPT	11	Cameron CLAUSE	JR	4,781		2/28/13	4	0.00	4.00
Team Total								13.46	

51  **Heidelberg** ▼ **14**
Ohio Athletic Conference


Event	Scrd As	Athlete	Yr	Scored Mark	Date	Pl. Pts.	Bonus	TOTAL	
Scored bests come from CURRENT season									
▶ HJ	5	Nathan DAVIS	JR	2.09m	6-10¼	2/22/13	12	1.41	13.41
Team Total								13.41	

52  **Messiah** ▼ **9**
Middle Atlantic Conferences


Event	Scrd As	Athlete	Yr	Scored Mark	Date	Pl. Pts.	Bonus	TOTAL	
Scored bests come from CURRENT season									
▶ SP	5	Fred FULTON	SO	17.52m	57-5¼	2/22/13	12	1.13	13.13
Team Total								13.13	

53  **Central (Iowa)** ▼ **12**
Iowa Intercollegiate Athletic Conference


Event	Scrd As	Athlete	Yr	Scored Mark	Date	Pl. Pts.	Bonus	TOTAL	
Scored bests come from CURRENT season									
▶ Mile	12	Eli HORTON	SO	4:13.02		2/15/13	3	0.71	3.71
▶ HEPT	7	Eric LARSON	SO	4,882		2/1/13	8	1.11	9.11
Team Total								12.83	

54  **Connecticut College** ▼ **9**
New England Small College Athletic Conference


Event	Scrd As	Athlete	Yr	Scored Mark	Date	Pl. Pts.	Bonus	TOTAL	
Scored bests come from CURRENT season									
▶ 5000m	6	Michael LEDUC	JR	14:28.61		2/11/13	10	1.55	11.55
Team Total								11.55	

55  **Rutgers-Camden** ▼ **5**
New Jersey Athletic Conference


Event	Scrd As	Athlete	Yr	Scored Mark	Date	Pl. Pts.	Bonus	TOTAL	
Scored bests come from CURRENT season									
▶ 400m	6	Matthew CURTIS	JR	49.17cb	48.39	3/1/13	10	1.35	11.35
Team Total								11.35	

56  **Westfield State** ▼ **8**
Massachusetts State Collegiate Athletic Conference


Event	Scrd As	Athlete	Yr	Scored Mark	Date	Pl. Pts.	Bonus	TOTAL	
Scored bests come from CURRENT season									
▶ 800m	12	Brendan CORCORAN	SR	1:53.63		2/15/13	3	0.58	3.58
▶ PV	9	Thomas GAUGER	SR	4.86m	15-11¼	3/2/13	6	0.48	6.48
Team Total								10.06	

57  **Marietta** unch
Ohio Athletic Conference

Event	Scrd As	Athlete	Yr	Scored Mark	Date	Pl. Pts.	Bonus	TOTAL	
Scored bests come from CURRENT season									
▶ H60m	7	Ryan LOPEZ-JORDAN	JR	8.16		3/2/13	8	1.25	9.25
Team Total								9.25	

58  **Keene State** ▲ **1**
Little East Conference

Event	Scrd As	Athlete	Yr	Scored Mark	Date	Pl. Pts.	Bonus	TOTAL	
Scored bests come from CURRENT season									
▶ Mile	7	Ryan WIDZGOWSKI	JR	4:12.20cb	4:09.01	2/22/13	8	1.14	9.14
Team Total								9.14	

59  **John Carroll** ▼ **7**
Ohio Athletic Conference

Event	Scrd As	Athlete	Yr	Scored Mark	Date	Pl. Pts.	Bonus	TOTAL	
Scored bests come from CURRENT season									
▶ LJ	7	Mike MINJOCK	SR	7.27m	23-10¼	2/9/13	8	1.08	9.08
Team Total								9.08	

"Scrd As", short for "Scored As", Standing used for place points portion of performance's score combining preseason data (when applied) to current season data

Numbers in BLACK are both the performance's actual NCAA rank AND "scored as" rank Numbers in RED indicate actual NCAA rank does not exist or is worse than "scored as" rank Numbers in BLUE indicate actual NCAA rank is better than "scored as" rank

USTFCCCA Non-Member

Non-Member Schools Will NOT be ranked, beginning Week 2



D denotes multiple-event rule in affect
Only those who score >0.01 pts are shown

MEN

60 **UMass Dartmouth** ▲25
Little East Conference

Event	Scrd As	Athlete	Yr	Scored Mark	Date	Pl. Pts.	Bonus	TOTAL
Scored bests come from CURRENT season								
HJ	7	Adam JONES	SO	2.08m	6-9%	3/1/13	8	1.03 9.03
Team Total								9.03

61 **Bethel (Minn.)** ▼17
Minnesota Intercollegiate Athletic Conference

Event	Scrd As	Athlete	Yr	Scored Mark	Date	Pl. Pts.	Bonus	TOTAL
Scored bests come from CURRENT season								
Mile	8	Zach HASKINS	JR	4:12.42	2/15/13	7	0.98	7.98
Team Total								7.98

62 **Wheaton (Ill.)** ▼45
College Conference of Illinois & Wisconsin

Event	Scrd As	Athlete	Yr	Scored Mark	Date	Pl. Pts.	Bonus	TOTAL
Scored bests come from CURRENT season								
DMR	6	Phillips, Williams, Vance, Waterman		9:59.50	2/22/13	6	1.97	7.97
Team Total								7.97

63 **Dickinson** ▲1
Centennial Conference

Event	Scrd As	Athlete	Yr	Scored Mark	Date	Pl. Pts.	Bonus	TOTAL
Scored bests come from CURRENT season								
60m	9	Aaron PANNELL	JR	6.86	1/19/13	6	1.00	7.00
Team Total								7.00

64 **Wesley** ▼6
Capital Athletic Conference

Event	Scrd As	Athlete	Yr	Scored Mark	Date	Pl. Pts.	Bonus	TOTAL
Scored bests come from CURRENT season								
H60m	9	Matt BUNDY	SO	8.19	2/2/13	6	0.64	6.64
Team Total								6.64

65 **SUNY Cortland** ▼11
State University of New York Athletic Conference

Event	Scrd As	Athlete	Yr	Scored Mark	Date	Pl. Pts.	Bonus	TOTAL
Scored bests come from CURRENT season								
PV	12	Connor TEN EYCK	SO	4.80m	15-9	2/9/13	3	0.00 3.00
LJ	12	Andre HERNANDEZ-GREEN	FR	7.18m	23-6%	3/1/13	3	0.40 3.40
Team Total								6.40

66 **Brandeis** ▲36
University Athletic Association

Event	Scrd As	Athlete	Yr	Scored Mark	Date	Pl. Pts.	Bonus	TOTAL
Scored bests come from CURRENT season								
Mile	10	Alex KRAMER	SR	4:12.66	3/2/13	5	0.85	5.85
Team Total								5.85

67 **Allegheny** ▲3
North Coast Athletic Conference

Event	Scrd As	Athlete	Yr	Scored Mark	Date	Pl. Pts.	Bonus	TOTAL
Scored bests come from CURRENT season								
5000m	11	Bobby OVER	SR	14:32.34	2/23/13	4	0.75	4.75
Team Total								4.75

68 **Salisbury** ▲1
Capital Athletic Conference

Event	Scrd As	Athlete	Yr	Scored Mark	Date	Pl. Pts.	Bonus	TOTAL
Scored bests come from CURRENT season								
H60m	11	Luke CAMPBELL	FR	8.20	2/24/13	4	0.52	4.52
Team Total								4.52

69 **Williams** ▼9
New England Small College Athletic Conference

Event	Scrd As	Athlete	Yr	Scored Mark	Date	Pl. Pts.	Bonus	TOTAL
Scored bests come from CURRENT season								
4x400	8	Blyden, Persons, Daring, Fogler		3:18.86cb	3:15.72	2/22/13	3	1.39 4.39
Team Total								4.39

"Scrd As", short for "Scored As", Standing used for place points portion of performance's score combining preseason data (when applied) to current season data
 Numbers in BLACK are both the performance's actual NCAA rank AND "scored as" rank Numbers in RED indicate actual NCAA rank does not exist or is worse than "scored as" rank Numbers in BLUE indicate actual NCAA rank is better than "scored as" rank
USTFCCCA Non-Member Non-Member Schools Will NOT be ranked, beginning Week 2



D denotes multiple-event rule in affect
Only those who score >0.01 pts are shown

MEN

70 **Nebraska Wesleyan** ▼ **15**
Great Plains Athletic Conference

Event	Scrd As	Athlete	Yr	Scored Mark	Date	Pl. Pts.	Bonus	TOTAL
Scored bests come from CURRENT season								
HJ	11	Tommie BARDSLEY	SO	2.06m	6-9	1/11/13	4	0.36 4.36
Team Total								4.36

75 **Illinois Wesleyan** ▼ **3**
College Conference of Illinois & Wisconsin

Event	Scrd As	Athlete	Yr	Scored Mark	Date	Pl. Pts.	Bonus	TOTAL
Scored bests come from CURRENT season								
800m	13	Aaron SMITH	JR	1:53.74		2/22/13	2	0.50 2.50
Team Total								2.50

71 **Loras** ▲ **9**
Iowa Intercollegiate Athletic Conference

Event	Scrd As	Athlete	Yr	Scored Mark	Date	Pl. Pts.	Bonus	TOTAL
Scored bests come from CURRENT season								
400m	12	Josh GOERDT	JR	49.41		3/1/13	3	0.60 3.60
Team Total								3.60

76 **Occidental**
Southern California Intercollegiate Athletic Conference

Event	Scrd As	Athlete	Yr	Scored Mark	Date	Pl. Pts.	Bonus	TOTAL
Scored bests come from CURRENT season								
60m	13	Jonathan PADRON	JR	6.89		3/1/13	2	0.24 2.24
Team Total								2.24

72 **Chicago** ▼ **6**
University Athletic Association

Event	Scrd As	Athlete	Yr	Scored Mark	Date	Pl. Pts.	Bonus	TOTAL
Scored bests come from CURRENT season								
5000m	12	Billy WHITMORE	SR	14:33.99		2/1/13	3	0.49 3.49
Team Total								3.49

77 **Christopher Newport** ▼ **4**
USA South Athletic Conference

Event	Scrd As	Athlete	Yr	Scored Mark	Date	Pl. Pts.	Bonus	TOTAL
Scored bests come from CURRENT season								
TJ	13	Dominique TORRES	FR	14.53m	47-8	2/24/13	2	0.00 2.00
Team Total								2.00

73 **Bridgewater State** ▼ **12**
Massachusetts State Collegiate Athletic Conference

Event	Scrd As	Athlete	Yr	Scored Mark	Date	Pl. Pts.	Bonus	TOTAL
Scored bests come from CURRENT season								
SP	12	Mike MCPHERSON	SR	16.98m	55-8½	12/8/12	3	0.00 3.00
Team Total								3.00

73 **Otterbein** ▼ **5**
Ohio Athletic Conference

Event	Scrd As	Athlete	Yr	Scored Mark	Date	Pl. Pts.	Bonus	TOTAL
Scored bests come from CURRENT season								
PV	12	Aaric MILLIGAN	SR	4.80m	15-9	2/9/13	3	0.00 3.00
Team Total								3.00

"Scrd As", short for "Scored As", Standing used for place points portion of performance's score combining preseason data (when applied) to current season data
 Numbers in BLACK are both the performance's actual NCAA rank AND "scored as" rank Numbers in RED indicate actual NCAA rank does not exist or is worse than "scored as" rank Numbers in BLUE indicate actual NCAA rank is better than "scored as" rank
USTFCCCA Non-Member Non-Member Schools Will NOT be ranked, beginning Week 2



WOMEN

1

UW-Oshkosh

Wisconsin Intercollegiate Athletic Conference

unch

Event	Scrd As	Athlete	Yr	Scored Mark	Date	Pl. Pts.	Bonus	TOTAL	
Scored bests come from CURRENT season									
▶ Mile	1	Christy CAZZOLA	JR	4:44.73	1/25/13	20	6.45	26.45	
▶ 5000m	1	Christy CAZZOLA	JR	16:40.52	2/22/13	20	4.65	24.65	
▶ DMR	4	Kelly, Jahn, Verhasselt, Cazzola		11:43.46	2/2/13	11	2.53	13.53	
▶ SP	1	Breanna STRUPP	SR	15.89m	52-1¼	3/1/13	20	9.25	29.25
▶ SP	6	Abby MARTIN	JR	14.29m	46-10¾	3/1/13	10	1.17	11.17
▶ SP	15	Melanie BRICKNER	SO	13.64m	44-9	3/1/13	1	0.00	1.00
▶ WT	2	Samantha LOEW	SR	18.27m	59-11¼	1/25/13	18	3.32	21.32
▶ WT	5	Melanie BRICKNER	SO	17.89m	58-8¾	3/1/13	12	1.52	13.52
▶ WT	10	Breanna STRUPP	SR	17.18m	56-4¾	3/1/13	5	0.00	5.00
Team Total								145.89	

2

Wartburg

Iowa Intercollegiate Athletic Conference

unch

Event	Scrd As	Athlete	Yr	Scored Mark	Date	Pl. Pts.	Bonus	TOTAL	
Scored bests come from CURRENT season									
▶ 400m	8	Karly COCHRANE	JR	57.70	1/25/13	7	0.69	7.69	
▶ 400m	10	Kendra KREGEL	SR	57.88	2/23/13	5	0.48	5.48	
▶ 800m	4	Kristin CANNING	JR	2:12.55	3/2/13	14	2.02	16.02	
▶ 800m	8	Taylor MOORE	SO	2:13.80	3/2/13	7	0.75	7.75	
▶ H60m	3	Camesha GOODS	JR	8.72	2/16/13	16	2.94	18.94	
▶ H60m	10	Tashina MCALLISTER	JR	8.90	3/2/13	5	0.45	5.45	
▶ H60m	12	Sarah BORAAS	JR	8.92	3/1/13	3	0.27	3.27	
▶ 4x400	7	Cochrane, Canning, Moore, Kregel		3:52.67c OT 3:49.61	2/7/13	4	1.96	5.96	
▶ DMR	9	Vawter, Kregel, Canning, Bruett		11:54.58	2/23/13	2	0.74	2.74	
▶ TJ	8	Monique DAVISSON	SR	11.86m	38-11	3/1/13	7	0.55	7.55
▶ SP	2	Kayla HEMANN	SO	14.55m	47-9	2/1/13	18	2.28	20.28
▶ SP	9	Britlyn SIECK	SR	13.96m	45-9¾	3/1/13	6	0.29	6.29
▶ WT	11	Kayla HEMANN	SO	17.01m	55-9¾	2/16/13	4	0.00	4.00
Team Total								111.41	

3

Illinois College

Midwest Conference

▲ 1

Event	Scrd As	Athlete	Yr	Scored Mark	Date	Pl. Pts.	Bonus	TOTAL	
Scored bests come from CURRENT season									
▶ H60m	1	Melissa NORVILLE	SR	8.61	2/22/13	20	5.04	25.04	
▶ LJ	1	Melissa NORVILLE	SR	6.41m	21-½	2/22/13	20	10.09	30.09
▶ TJ	1	Melissa NORVILLE	SR	12.67m	41-7	2/22/13	20	7.63	27.63
▶ PENT	1	Megan STRINGER	SR	3,435	2/15/13	20	4.07	24.07	
Team Total								106.83	

4

Williams

New England Small College Athletic Conference

▼ 1

Event	Scrd As	Athlete	Yr	Scored Mark	Date	Pl. Pts.	Bonus	TOTAL	
Scored bests come from CURRENT season									
▶ Mile	5	Brianne MIRECKI	JR	4:56.54	2/15/13	12	1.33	13.33	
▶ H60m	5	Tanasia HOFFLER	SR	8.80	2/22/13	12	1.45	13.45	
▶ HJ	3	Julie PASCHAL	SR	1.70m	5-7	2/22/13	16	1.58	17.58
▶ PV	14	Jenna ADAMS	JR	3.66m	12-0	3/2/13	1.5	0.00	1.50
▶ LJ	10	Tanasia HOFFLER	SR	5.66m	18-7	2/15/13	5	0.26	5.26
▶ TJ	2	Tanasia HOFFLER	SR	12.29m	40-4	1/18/13	18	4.12	22.12
▶ TJ	10	Brooke JOHNSON	SR	11.76m	38-7	2/22/13	5	0.09	5.09
▶ WT	3	Amina AVRIL	JR	18.25m	59-10¾	3/2/13	16	3.20	19.20
Team Total								97.51	

5

Emory

University Athletic Association

▲ 2

Event	Scrd As	Athlete	Yr	Scored Mark	Date	Pl. Pts.	Bonus	TOTAL	
Scored bests come from CURRENT season									
▶ 60m	6	Debora ADJIBABA	SO	7.72	12/1/12	10	1.32	11.32	
▶ 400m	4	Kaela LEONARD	SR	56.94	2/23/13	14	2.05	16.05	
▶ H60m	6	Morgan MONROE	JR	8.83c	8.21(55)	2/23/13	10	1.09	11.09
▶ 4x400	1	Aiello, Korn, Adjibaba, Leonard		3:51.64	3/2/13	20	2.71	22.71	
▶ HJ	10	Theresa FORD	SR	1.68m	5-6	2/8/13	5	0.25	5.25
▶ LJ	5	Theresa FORD	SR	5.76m	18-10¾	2/23/13	12	1.14	13.14
Team Total								79.56	

"Scrd As", short for "Scored As", Standing used for place points portion of performance's score combining preseason data (when applied) to current season data

Numbers in BLACK are both the performance's actual NCAA rank AND "scored as" rank Numbers in RED indicate actual NCAA rank does not exist or is worse than "scored as" rank Numbers in BLUE indicate actual NCAA rank is better than "scored as" rank

USTFCCCA Non-Member

Non-Member Schools Will NOT be ranked, beginning Week 2



D denotes multiple-event rule in affect
Only those who score >0.01 pts are shown

WOMEN

6 **Monmouth (Ill.)** ▼ 1
Midwest Conference

Event	Scrd As	Athlete	Yr	Scored Mark	Date	Pl. Pts.	Bonus	TOTAL
Scored bests come from CURRENT season								
▶ HJ	2	Emily TY SMA	JR	1.73m	5-8	2/16/13	18	3.73 21.73
▶ SP	7	Allison DEVOR	SR	14.12m	46-4	2/22/13	8	0.72 8.72
▶ SP	8	Raven ROBINSON	JR	13.99m	45-10½	2/9/13	7	0.37 7.37
▶ WT	1	Allison DEVOR	SR	18.96m	62-2½	2/22/13	20	7.56 27.56
▶ WT	13	Raven ROBINSON	JR	16.90m	55-5½	3/1/13	2	0.00 2.00
Team Total								67.38

9 **Ramapo** ▲ 2
New Jersey Athletic Conference

Event	Scrd As	Athlete	Yr	Scored Mark	Date	Pl. Pts.	Bonus	TOTAL
Scored bests come from CURRENT season								
▶ 60m	13	Anita ROGERS	SR	7.78		3/1/13	2	0.35 2.35
▶ PV	1	Michelle FAVRE	SR	4.21m	13-9¼	3/1/13	20	9.26 29.26
▶ PV	12	Emily SHIPLEY	FR	3.67m	12-½	2/22/13	3	0.00 3.00
▶ LJ	6	Anita ROGERS	SR	5.72m	18-9¼	2/15/13	10	0.67 10.67
▶ TJ	4	Anita ROGERS	SR	12.01m	39-5	2/15/13	14	1.53 15.53
Team Total								60.82

7 **Wheaton (Mass.)** ▼ 1
New England Women's & Men's Athletic Conferen

Event	Scrd As	Athlete	Yr	Scored Mark	Date	Pl. Pts.	Bonus	TOTAL
Scored bests come from CURRENT season								
▶ 60m	12	Amanda CLAFLIN	SR	7.76		2/1/13	3	0.60 3.60
▶ 400m	2	Ashante LITTLE	JR	56.58		2/16/13	18	2.93 20.93
▶ 800m	14	Samantha BENNETT	SR	2:14.91cb	2:13.37	2/22/13	1.5	0.13 1.63
▶ H60m	2	Ashante LITTLE	JR	8.71		3/1/13	18	3.13 21.13
▶ 4x400	5	Clafin, Bennett, Little, Scannell		3:52.23cb	3:49.18	2/22/13	8	2.28 10.28
▶ HJ	10	Mollie LANE	JR	1.68m	5-6	1/19/13	5	0.25 5.25
Team Total								62.82

10 **UW-Whitewater** ▼ 1
Wisconsin Intercollegiate Athletic Conference

Event	Scrd As	Athlete	Yr	Scored Mark	Date	Pl. Pts.	Bonus	TOTAL
Scored bests come from CURRENT season								
▶ 60m	10	Lexie SON DGEROTH	SO	7.75		2/22/13	5	0.73 5.73
▶ 800m	7	Amanda BROM	SO	2:13.33		2/22/13	8	1.15 9.15
▶ HJ	5	Lauren STROHMAIER	SR	1.69m	5-6½	2/2/13	12	0.86 12.86
▶ PV	7	Melanie PILON	JR	3.80m	12-5½	2/2/13	8	0.77 8.77
▶ LJ	2	Lexie SON DGEROTH	SO	5.95m	19-6¼	2/22/13	18	3.76 21.76
Team Total								58.26

8 **MIT** ▲ 6
New England Women's & Men's Athletic Conferen

Event	Scrd As	Athlete	Yr	Scored Mark	Date	Pl. Pts.	Bonus	TOTAL
Scored bests come from CURRENT season								
▶ Mile	12	Nicole ZEIN STRA	FR	5:01.60cb	4:58.64	2/22/13	3	0.17 3.17
▶ 5000m	9	Sarah QUINN	FR	17:09.15		3/2/13	6	0.65 6.65
▶ DMR	3	Johnson, Huang, Taylor, Quinn		11:41.63cb	11:34.20	2/22/13	14	2.90 16.90
▶ PV	4	Lauren KUNTZ	SR	3.85m	12-7½	2/22/13	14	1.34 15.34
▶ PENT	3	Jaclyn KONOPKA	JR	3,432		3/1/13	16	3.91 19.91
Team Total								61.96

11 **Johns Hopkins** ▲ 6
Centennial Conference

Event	Scrd As	Athlete	Yr	Scored Mark	Date	Pl. Pts.	Bonus	TOTAL
Scored bests come from CURRENT season								
▶ Mile	3	Annie MONAGLE	SR	4:54.10		2/9/13	16	2.35 18.35
▶ 5000m	2	Hannah ONEDA	FR	16:48.24		12/9/12	18	3.39 21.39
▶ DMR	5	Monagle, McDonald, Johnson, Oneda		11:45.36		3/2/13	8	2.16 10.16
▶ TJ	11	Imoni MCCORVEY	FR	11.74m	38-6¼	2/22/13	4	0.00 4.00
Team Total								53.89

"Scrd As", short for "Scored As", Standing used for place points portion of performance's score combining preseason data (when applied) to current season data

Numbers in BLACK are both the performance's actual NCAA rank AND "scored as" rank Numbers in RED indicate actual NCAA rank does not exist or is worse than "scored as" rank Numbers in BLUE indicate actual NCAA rank is better than "scored as" rank

USTFCCCA Non-Member

Non-Member Schools Will NOT be ranked, beginning Week 2



D denotes multiple-event rule in affect
Only those who score >0.01 pts are shown

WOMEN

12 **Washington (Mo.)** ▼ 2
University Athletic Association

Event	Scrd As	Athlete	Yr	Scored Mark	Date	Pl. Pts.	Bonus	TOTAL	
Scored bests come from CURRENT season									
▶ 800m	5	Emily WARNER	FR	2:12.58	3/2/13	12	1.99	13.99	
▶ 5000m	7	Lucy CHEADLE	SO	17:04.20	2/23/13	8	1.04	9.04	
▶ PV	2	Anna ETHERINGTON	JR	3.97m	13-¾	2/23/13	18	3.90	21.90
▶ TJ	12	Anne DIAZ-ARRASTIA	SR	11.61m	38-1¼	3/2/13	3	0.00	3.00
▶ PENT	10	Anne DIAZ-ARRASTIA	SR	3,341	2/2/13	5	0.55	5.55	
Team Total								53.48	

13 **Ithaca** ▲ 10
Empire 8 Athletic Conference

Event	Scrd As	Athlete	Yr	Scored Mark	Date	Pl. Pts.	Bonus	TOTAL
Scored bests come from CURRENT season								
▶ 800m	13	Jennifer RANDALL	SR	2:14.66	2/9/13	2	0.27	2.27
▶ Mile	7	Jennifer RANDALL	SR	4:58.81cb	4:55.88	8	0.74	8.74
▶ HJ	5	Amanda RISSMEYER	SR	1.69m	5-6½	12	0.86	12.86
▶ TJ	5	Emilia SCHEEMAKER	SO	12.00m	39-4¼	12	1.44	13.44
▶ PENT	5	Amanda RISSMEYER	SR	3,366	2/2/13	12	1.23	13.23
Team Total								50.54

14 **Middlebury** ▲ 1
New England Small College Athletic Conference

Event	Scrd As	Athlete	Yr	Scored Mark	Date	Pl. Pts.	Bonus	TOTAL	
Scored bests come from CURRENT season									
▶ Mile	8	Alison MAXWELL	SO	4:59.43	3/2/13	7	0.62	7.62	
▶ 5000m	3	Addie TOUSLEY	SR	16:51.28	3/2/13	16	2.89	18.89	
▶ DMR	1	O'Brien, Morris, Ryan-Davis, Tousley		11:39.95cb	11:32.54	2/22/13	20	3.23	23.23
Team Total								49.74	

15 **UW-La Crosse** ▼ 2
Wisconsin Intercollegiate Athletic Conference

Event	Scrd As	Athlete	Yr	Scored Mark	Date	Pl. Pts.	Bonus	TOTAL	
Scored bests come from CURRENT season									
▶ 60m	9	Jaime LUDWIGSON	SO	7.74	2/22/13	6	0.85	6.85	
▶ 400m	9	Claire ELLIOTT	SO	57.76	3/2/13	6	0.62	6.62	
▶ 800m	15	Rebecca SCHEUERMANN	SR	2:15.02	2/22/13	1	0.07	1.07	
▶ H60m	10	Jaime LUDWIGSON	SO	8.90	3/2/13	5	0.45	5.45	
▶ 4x400	4	Halvorson, Klein, Gordee, Elliott		3:51.94	3/2/13	11	2.49	13.49	
▶ LJ	7	Bailey ALSTON	SO	5.69m	18-8	3/2/13	8	0.46	8.46
▶ LJ	15	Lizzie MATTSON	FR	5.52m	18-1½	2/15/13	1	0.00	1.00
▶ PENT	11	Jena WEIGEL	SR	3,339	2/22/13	4	0.50	4.50	
Team Total								47.44	

16 **SUNY Cortland** unch
State University of New York Athletic Conference

Event	Scrd As	Athlete	Yr	Scored Mark	Date	Pl. Pts.	Bonus	TOTAL	
Scored bests come from CURRENT season									
▶ 60m	13	Sarah BONNELL	JR	7.78	2/23/13	2	0.35	2.35	
▶ 400m	14	Africa HARPER	JR	58.12	2/23/13	1.5	0.19	1.69	
▶ LJ	4	Sarah BONNELL	JR	5.77m	18-11¼	2/23/13	14	1.28	15.28
▶ LJ	14	Taylor HUDSON	SO	5.53m	18-1¼	2/9/13	1.5	0.00	1.50
▶ TJ	9	Amber STEPHENS	SR	11.83m	38-9¾	2/23/13	6	0.41	6.41
▶ PENT	4	Nicole SCHAFFER	SR	3,384	2/2/13	14	1.71	15.71	
Team Total								42.94	

17 **St. Thomas (Minn.)** ▼ 5
Minnesota Intercollegiate Athletic Conference

Event	Scrd As	Athlete	Yr	Scored Mark	Date	Pl. Pts.	Bonus	TOTAL
Scored bests come from CURRENT season								
▶ 5000m	6	Taylor BERG	JR	17:00.90	2/8/13	10	1.35	11.35
▶ 5000m	10	Erin STATZ	JR	17:10.72	2/8/13	5	0.52	5.52
▶ 4x400	2	Tipp, Tipp, Van Heel, Goeman		3:51.71	2/16/13	17	2.66	19.66
▶ DMR	7	Statz, Van Heel, Goeman, Berg		11:48.05	2/16/13	4	1.63	5.63
Team Total								42.16

"Scrd As", short for "Scored As", Standing used for place points portion of performance's score combining preseason data (when applied) to current season data

Numbers in BLACK are both the performance's actual NCAA rank AND "scored as" rank Numbers in RED indicate actual NCAA rank does not exist or is worse than "scored as" rank Numbers in BLUE indicate actual NCAA rank is better than "scored as" rank


USTFCCCA Non-Member

Non-Member Schools Will NOT be ranked, beginning Week 2




D denotes multiple-event rule in affect
Only those who score >0.01 pts are shown


WOMEN

18  **Buffalo State** **unch**
State University of New York Athletic Conference


Event	Scrd As	Athlete	Yr	Scored Mark	Date	Pl. Pts.	Bonus	TOTAL
Scored bests come from CURRENT season								
▶ 60m	1	Sasha HENRY	SR	7.63	2/23/13	20	3.62	23.62
▶ H60m	4	Jazmin DUNHAM	JR	8.74	2/1/13	14	2.56	16.56
Team Total								40.18

19  **Illinois Wesleyan** **▼11**
College Conference of Illinois & Wisconsin


Event	Scrd As	Athlete	Yr	Scored Mark	Date	Pl. Pts.	Bonus	TOTAL
Scored bests come from CURRENT season								
▶ 800m	1	Tara CLEMENS	SR	2:10.48	1/12/13	20	4.40	24.40
▶ 4x400	9	Loynachan, Clemens, Boudreau, Rock		3:54.22	1/26/13	2	0.86	2.86
▶ PV	14	Meridith BEIRD	SO	3.66m 12-0	2/2/13	1.5	0.00	1.50
▶ TJ	14	Jill HARMON	FR	11.58m 38-0	2/22/13	1.5	0.00	1.50
▶ PENT	12	Allie BOUDREAU	SO	3,306	2/22/13	3	0.00	3.00
Team Total								33.26

20  **Mount Union** **▼1**
Ohio Athletic Conference


Event	Scrd As	Athlete	Yr	Scored Mark	Date	Pl. Pts.	Bonus	TOTAL
Scored bests come from CURRENT season								
▶ 60m	10	Mary MAHONEY	SR	7.75	1/19/13	5	0.73	5.73
▶ 400m	1	Mary MAHONEY	SR	55.53	2/22/13	20	5.57	25.57
▶ 4x400	10	Herman, Reese, Mazzaferrri, Mahoney		3:54.37	3/1/13	1	0.79	1.79
Team Total								33.08

21  **George Fox** **unch**
Northwest Conference


Event	Scrd As	Athlete	Yr	Scored Mark	Date	Pl. Pts.	Bonus	TOTAL
Scored bests come from CURRENT season								
▶ LJ	3	Emily WYATT	SR	5.79m 19-0	2/8/13	16	1.55	17.55
▶ PENT	5	Beth STAM	SR	3,366	2/8/13	12	1.23	13.23
Team Total								30.78

22  **Lehman** **▲2**
City University of New York Athletic Conference


Event	Scrd As	Athlete	Yr	Scored Mark	Date	Pl. Pts.	Bonus	TOTAL
Scored bests come from CURRENT season								
▶ 60m	4	Tobi ALLI	SR	7.71	1/25/13	14	1.57	15.57
▶ LJ	13	Tobi ALLI	SR	5.55m 18-2½	2/15/13	2	0.00	2.00
▶ TJ	6	Jasmine SPRINGER	SR	11.97m 39-3¼	2/24/13	10	1.16	11.16
Team Total								28.74

23  **Tufts** **▼3**
New England Small College Athletic Conference

Event	Scrd As	Athlete	Yr	Scored Mark	Date	Pl. Pts.	Bonus	TOTAL
Scored bests come from CURRENT season								
▶ SP	11	Kelly ALLEN	SR	13.87m 45-6¼	3/2/13	4	0.05	4.05
▶ SP	13	Ronke OYEKUNLE	SR	13.73m 45-½	2/22/13	2	0.00	2.00
▶ WT	6	Sabienne BRUTUS	SR	17.70m 58-1	2/22/13	10	0.93	10.93
▶ WT	9	Kelly ALLEN	SR	17.37m 57-0	3/2/13	6	0.00	6.00
▶ WT	12	Ronke OYEKUNLE	SR	16.94m 55-7	3/2/13	3	0.00	3.00
▶ PENT	13	Jana HIEBER	JR	3,287	2/15/13	2	0.00	2.00
Team Total								27.98

24  **Keene State** **▲2**
Little East Conference

Event	Scrd As	Athlete	Yr	Scored Mark	Date	Pl. Pts.	Bonus	TOTAL
Scored bests come from CURRENT season								
▶ 800m	10	Maggie FITTER	SR	2:13.94cb 2:12.41	2/22/13	5	0.67	5.67
▶ PENT	2	Janel HAGGERTY	SR	3,433	2/22/13	18	3.96	21.96
Team Total								27.63

25  **Rose-Hulman** **▲4**
Heartland Collegiate Athletic Conference

Event	Scrd As	Athlete	Yr	Scored Mark	Date	Pl. Pts.	Bonus	TOTAL
Scored bests come from CURRENT season								
▶ HJ	1	Elizabeth EVANS	SR	1.78m 5-10	1/26/13	20	7.32	27.32
Team Total								27.32

"Scrd As", short for "Scored As", Standing used for place points portion of performance's score combining preseason data (when applied) to current season data
 Numbers in BLACK are both the performance's actual NCAA rank AND "scored as" rank Numbers in RED indicate actual NCAA rank does not exist or is worse than "scored as" rank Numbers in BLUE indicate actual NCAA rank is better than "scored as" rank
USTFCCCA Non-Member Non-Member Schools Will NOT be ranked, beginning Week 2



D denotes multiple-event rule in affect
Only those who score >0.01 pts are shown

WOMEN

26 **Ohio Northern** ▼ **1**
Ohio Athletic Conference

Event	Scrd As	Athlete	Yr	Scored Mark	Date	Pl. Pts.	Bonus	TOTAL
Scored bests come from CURRENT season								
▶ 5000m	5	Alison STEINBRUNNER	JR	17:00.34c OT 16:52.54	2/8/13	12	1.44	13.44
▶ HJ	5	Vicki MOGA	SR	1.69m 5-6½	2/22/13	12	0.86	12.86
Team Total								26.30

27 **St. Lawrence** unch
Liberty League

Event	Scrd As	Athlete	Yr	Scored Mark	Date	Pl. Pts.	Bonus	TOTAL
Scored bests come from CURRENT season								
▶ 5000m	13	Ella MARTIN	FR	17:13.25	3/2/13	2	0.32	2.32
▶ HJ	10	Marisa TURNER	FR	1.68m 5-6	12/8/12	5	0.25	5.25
▶ TJ	3	Divya BISWAL	SO	12.07m 39-7½	3/1/13	16	2.09	18.09
Team Total								25.66

28 **Hamline** ▲ **6**
Minnesota Intercollegiate Athletic Conference

Event	Scrd As	Athlete	Yr	Scored Mark	Date	Pl. Pts.	Bonus	TOTAL
Scored bests come from CURRENT season								
▶ SP	5	Becky CULP	SR	14.41m 47-3½	2/28/13	12	1.55	13.55
▶ WT	7	Shawny KRAMER	SO	17.59m 57-8½	2/9/13	8	0.58	8.58
Team Total								22.13

29 **UW-River Falls** ▲ **13**
Wisconsin Intercollegiate Athletic Conference

Event	Scrd As	Athlete	Yr	Scored Mark	Date	Pl. Pts.	Bonus	TOTAL
Scored bests come from CURRENT season								
▶ 400m	3	Alyssa RASMUSSEN	SR	56.73	2/22/13	16	2.56	18.56
▶ 800m	12	Brittany NORDLAND	JR	2:14.35	3/2/13	3	0.44	3.44
Team Total								22.00

30 **Roanoke** ▲ **3**
Old Dominion Athletic Conference

Event	Scrd As	Athlete	Yr	Scored Mark	Date	Pl. Pts.	Bonus	TOTAL
Scored bests come from CURRENT season								
▶ 800m	2	Carmen GRAVES	SR	2:11.49c OT 2:09.99	1/18/13	18	3.23	21.23
Team Total								21.23

31 **Franklin & Marshall** ▲ **1**
Centennial Conference

Event	Scrd As	Athlete	Yr	Scored Mark	Date	Pl. Pts.	Bonus	TOTAL
Scored bests come from CURRENT season								
▶ Mile	2	Sheena CRAWLEY	SR	4:52.18	2/9/13	18	3.17	21.17
Team Total								21.17

32 **Gwynedd-Mercy** ▲ **4**
Colonial States Athletic Conference

Event	Scrd As	Athlete	Yr	Scored Mark	Date	Pl. Pts.	Bonus	TOTAL
Scored bests come from CURRENT season								
▶ 60m	2	Zakiyyah RICHARDSON	FR	7.66	2/16/13	18	2.85	20.85
Team Total								20.85

32 **Westfield State** ▲ **12**
Massachusetts State Collegiate Athletic Conference

Event	Scrd As	Athlete	Yr	Scored Mark	Date	Pl. Pts.	Bonus	TOTAL
Scored bests come from CURRENT season								
▶ 60m	2	Targie GERVAIS	SO	7.66	3/1/13	18	2.85	20.85
Team Total								20.85

34 **Luther** ▲ **15**
Iowa Intercollegiate Athletic Conference

Event	Scrd As	Athlete	Yr	Scored Mark	Date	Pl. Pts.	Bonus	TOTAL
Scored bests come from CURRENT season								
▶ Mile	4	Tricia SERRES	FR	4:55.05	2/15/13	14	1.95	15.95
▶ DMR	8	Pierson, Strand, Klepper, Serres		11:50.55	2/23/13	3	1.26	4.26
Team Total								20.21

"Scrd As", short for "Scored As", Standing used for place points portion of performance's score combining preseason data (when applied) to current season data
 Numbers in BLACK are both the performance's actual NCAA rank AND "scored as" rank Numbers in RED indicate actual NCAA rank does not exist or is worse than "scored as" rank Numbers in BLUE indicate actual NCAA rank is better than "scored as" rank
USTFCCCA Non-Member Non-Member Schools Will NOT be ranked, beginning Week 2



D denotes multiple-event rule in affect
Only those who score >0.01 pts are shown

WOMEN

35 **Birmingham-Southern** ▲ **11**
Southern Athletic Association

Event	Scrd As	Athlete	Yr	Scored Mark	Date	Pl. Pts.	Bonus	TOTAL
Scored bests come from CURRENT season								
▶ 60m	6	Tiarra GOODE	JR	7.72	3/2/13	10	1.32	11.32
▶ H60m	7	Tiarra GOODE	JR	8.86	3/2/13	8	0.82	8.82
Team Total								20.14

36 **SUNY Geneseo** ▲ **14**
State University of New York Athletic Conference

Event	Scrd As	Athlete	Yr	Scored Mark	Date	Pl. Pts.	Bonus	TOTAL
Scored bests come from CURRENT season								
▶ DMR	2	Wood, Hoh, Kowalewski, Smith		11:40.49	3/2/13	17	3.13	20.13
Team Total								20.13

37 **Moravian** ▲ **11**
Landmark Conference

Event	Scrd As	Athlete	Yr	Scored Mark	Date	Pl. Pts.	Bonus	TOTAL
Scored bests come from CURRENT season								
▶ PV	6	Allison VANEK	JR	3.81m 12-6	3/1/13	10	0.88	10.88
▶ TJ	7	Micah LEONARD	SR	11.95m 39-2½	3/1/13	8	0.98	8.98
Team Total								19.86

38 **WPI** ▼ **7**
New England Women's & Men's Athletic Conferen

Event	Scrd As	Athlete	Yr	Scored Mark	Date	Pl. Pts.	Bonus	TOTAL
Scored bests come from CURRENT season								
▶ 400m	13	Noelle RICHARD	SR	58.08cb 57.31	3/1/13	2	0.24	2.24
▶ HJ	3	Laura PUMPHREY	SO	1.70m 5-7	2/2/13	16	1.58	17.58
Team Total								19.82

39 **Rowan** ▲ **14**
New Jersey Athletic Conference

Event	Scrd As	Athlete	Yr	Scored Mark	Date	Pl. Pts.	Bonus	TOTAL
Scored bests come from CURRENT season								
▶ 400m	7	Brianna CROFTON	SO	57.56cb 56.80	2/15/13	8	0.86	8.86
▶ Mile	9	Vanessa WRIGHT	JR	4:59.54cb 4:56.60	3/1/13	6	0.59	6.59
▶ H60m	12	Jamie THOMPSON	JR	8.92	3/1/13	3	0.27	3.27
Team Total								18.72

40 **Amherst** ▼ **18**
New England Small College Athletic Conference

Event	Scrd As	Athlete	Yr	Scored Mark	Date	Pl. Pts.	Bonus	TOTAL
Scored bests come from CURRENT season								
▶ 5000m	8	Keri LAMBERT	SR	17:07.04	2/2/13	7	0.81	7.81
▶ DMR	6	Almeida, Bates, Dao, Lambert		11:47.00cb 11:39.51	2/22/13	6	1.84	7.84
▶ LJ	12	Naomi BATES	JR	5.58m 18-3¾	2/2/13	3	0.00	3.00
Team Total								18.65

41 **UW-Platteville** ▲ **2**
Wisconsin Intercollegiate Athletic Conference

Event	Scrd As	Athlete	Yr	Scored Mark	Date	Pl. Pts.	Bonus	TOTAL
Scored bests come from CURRENT season								
▶ 800m	3	Deidre DILLMAN	SR	2:12.24	2/9/13	16	2.37	18.37
Team Total								18.37

42 **Alvernia** ▼ **2**
Middle Atlantic Conferences


Event	Scrd As	Athlete	Yr	Scored Mark	Date	Pl. Pts.	Bonus	TOTAL
Scored bests come from CURRENT season								
▶ PV	3	Melissa FELLENBAUM	SR	3.90m 12-9½	2/8/13	16	2.33	18.33
Team Total								18.33

"Scrd As", short for "Scored As", Standing used for place points portion of performance's score combining preseason data (when applied) to current season data
 Numbers in BLACK are both the performance's actual NCAA rank AND "scored as" rank Numbers in RED indicate actual NCAA rank does not exist or is worse than "scored as" rank Numbers in BLUE indicate actual NCAA rank is better than "scored as" rank
USTFCCCA Non-Member Non-Member Schools Will NOT be ranked, beginning Week 2




D denotes multiple-event rule in affect
Only those who score >0.01 pts are shown


WOMEN

43  **UW-Stout** ▼ **15**
Wisconsin Intercollegiate Athletic Conference


Event	Scrd As	Athlete	Yr	Scored Mark	Date	Pl. Pts.	Bonus	TOTAL	
Scored bests come from CURRENT season									
▶ PV	12	Andrea KRUEGER	JR	3.67m	12-½	1/19/13	3	0.00	3.00
▶ LJ	8	Jessika SMITH	JR	5.68m	18-7½	2/16/13	7	0.39	7.39
▶ PENT	8	Jessika SMITH	JR	3,354		2/22/13	7	0.90	7.90
Team Total								18.30	

44  **Millikin** ▼ **6**
College Conference of Illinois & Wisconsin


Event	Scrd As	Athlete	Yr	Scored Mark	Date	Pl. Pts.	Bonus	TOTAL	
Scored bests come from CURRENT season									
▶ SP	3	LeAnn SPESARD	SR	14.53m	47-8	2/22/13	16	2.17	18.17
Team Total								18.17	

45  **Colby** ▲ **21**
New England Small College Athletic Conference


Event	Scrd As	Athlete	Yr	Scored Mark	Date	Pl. Pts.	Bonus	TOTAL
Scored bests come from CURRENT season								
▶ 5000m	15	Catherine MCCLURE	FR	17:18.48	3/2/13	1	0.00	1.00
▶ 4x400	3	Doyle, Onyilagha, Tolman, Bell		3:51.86	3/2/13	14	2.55	16.55
Team Total								17.55

46  **North Central (Ill.)** ▼ **16**
College Conference of Illinois & Wisconsin


Event	Scrd As	Athlete	Yr	Scored Mark	Date	Pl. Pts.	Bonus	TOTAL	
Scored bests come from CURRENT season									
▶ PV	5	Elizabeth COMPOSTO	SO	3.82m	12-6½	2/15/13	12	1.00	13.00
▶ SP	12	Ebony STALLWORTH	SO	13.80m	45-3½	2/22/13	3	0.00	3.00
▶ PENT	15	Jocelyn REDLINSKI	JR	3,275		2/22/13	1	0.00	1.00
Team Total								17.00	

47  **UW-Superior** ▼ **8**
Wisconsin Intercollegiate Athletic Conference


Event	Scrd As	Athlete	Yr	Scored Mark	Date	Pl. Pts.	Bonus	TOTAL	
Scored bests come from CURRENT season									
▶ WT	4	Katie CAPRIGLIONE	SR	18.11m	59-5	2/22/13	14	2.34	16.34
Team Total								16.34	

48  **Salisbury** ▲ **8**
Capital Athletic Conference


Event	Scrd As	Athlete	Yr	Scored Mark	Date	Pl. Pts.	Bonus	TOTAL	
Scored bests come from CURRENT season									
▶ SP	4	Chelsea TAVIK	SR	14.49m	47-6½	3/2/13	14	1.97	15.97
Team Total								15.97	

49  **Calvin** ▼ **14**
Michigan Intercollegiate Athletic Association

Event	Scrd As	Athlete	Yr	Scored Mark	Date	Pl. Pts.	Bonus	TOTAL
Scored bests come from CURRENT season								
▶ 5000m	4	Nicole MICHMERHUIZEN	JR	16:58.03	1/25/13	14	1.81	15.81
Team Total								15.81

50  **Mount Holyoke** ▲ **60**
New England Women's & Men's Athletic Conferen

Event	Scrd As	Athlete	Yr	Scored Mark	Date	Pl. Pts.	Bonus	TOTAL
Scored bests come from CURRENT season								
▶ 60m	4	Camille COKLOW	FR	7.71	3/1/13	14	1.57	15.57
Team Total								15.57

51  **UW-Eau Claire** ▼ **6**
Wisconsin Intercollegiate Athletic Conference

Event	Scrd As	Athlete	Yr	Scored Mark	Date	Pl. Pts.	Bonus	TOTAL
Scored bests come from CURRENT season								
▶ H60m	9	Erin SCHOENFELDER	SR	8.87	2/22/13	6	0.72	6.72
▶ 4x400	6	Reineck, Schoenfelder, Patterson, Rouse		3:52.65	3/2/13	6	1.98	7.98
Team Total								14.70

"Scrd As", short for "Scored As", Standing used for place points portion of performance's score combining preseason data (when applied) to current season data

Numbers in BLACK are both the performance's actual NCAA rank AND "scored as" rank Numbers in RED indicate actual NCAA rank does not exist or is worse than "scored as" rank Numbers in BLUE indicate actual NCAA rank is better than "scored as" rank

USTFCCCA Non-Member

Non-Member Schools Will NOT be ranked, beginning Week 2



D denotes multiple-event rule in affect
Only those who score >0.01 pts are shown

WOMEN

52 **Nebraska Wesleyan** ▼11
Great Plains Athletic Conference

Event	Scrd As	Athlete	Yr	Scored Mark	Date	Pl. Pts.	Bonus	TOTAL	
Scored bests come from CURRENT season									
H60m	7	Taylor TACHA	SR	8.86	2/16/13	8	0.82	8.82	
SP	10	Deanna DIRKSCHNEIDER	SR	13.92m	45-8	1/27/13	5	0.19	5.19
Team Total								14.00	

53 **Ripon** ▲41
Midwest Conference

Event	Scrd As	Athlete	Yr	Scored Mark	Date	Pl. Pts.	Bonus	TOTAL	
Scored bests come from CURRENT season									
HJ	5	Jenna BREAKER	SO	1.69m	5-6½	3/1/13	12	0.86	12.86
Team Total								12.86	

54 **Wellesley** ▲10
New England Women's & Men's Athletic Conferen

Event	Scrd As	Athlete	Yr	Scored Mark	Date	Pl. Pts.	Bonus	TOTAL
Scored bests come from CURRENT season								
Mile	6	Randelle BOOTS	SR	4:56.58	2/15/13	10	1.31	11.31
Team Total								11.31

55 **Lebanon Valley** ▲53
Middle Atlantic Conferences

Event	Scrd As	Athlete	Yr	Scored Mark	Date	Pl. Pts.	Bonus	TOTAL	
Scored bests come from CURRENT season									
800m	6	Cynthia ADAMS	JR	2:13.31cb	2:11.79	3/1/13	10	1.17	11.17
Team Total								11.17	

56 **UW-Stevens Point** ▼9
Wisconsin Intercollegiate Athletic Conference

Event	Scrd As	Athlete	Yr	Scored Mark	Date	Pl. Pts.	Bonus	TOTAL
Scored bests come from CURRENT season								
400m	6	Jasmine HAINES	SO	57.34	2/22/13	10	1.12	11.12
Team Total								11.12

57 **Elizabethtown** ▼2
Middle Atlantic Conferences

Event	Scrd As	Athlete	Yr	Scored Mark	Date	Pl. Pts.	Bonus	TOTAL	
Scored bests come from CURRENT season									
5000m	14	Traci TEMPONE	JR	17:13.66	3/2/13	1.5	0.29	1.79	
LJ	8	Jenna NIEDERMAYER	SR	5.68m	18-7¼	2/22/13	7	0.39	7.39
TJ	15	Jenna NIEDERMAYER	SR	11.53m	37-10	3/2/13	1	0.00	1.00
Team Total								10.19	

58 **Hendrix** ▼7
Southern Athletic Association

Event	Scrd As	Athlete	Yr	Scored Mark	Date	Pl. Pts.	Bonus	TOTAL
Scored bests come from CURRENT season								
PENT	7	Elizabeth KRUG	SO	3,361	2/22/13	8	1.09	9.09
Team Total								9.09

59 **Concordia Moorhead** ▲16
Minnesota Intercollegiate Athletic Conference

Event	Scrd As	Athlete	Yr	Scored Mark	Date	Pl. Pts.	Bonus	TOTAL	
Scored bests come from CURRENT season									
SP	14	Cherae REEVES	SO	13.69m	44-11	2/28/13	1.5	0.00	1.50
PENT	9	Kaari JENSEN	SR	3,352	2/28/13	6	0.85	6.85	
Team Total								8.35	

60 **Central (Iowa)** ▲12
Iowa Intercollegiate Athletic Conference

Event	Scrd As	Athlete	Yr	Scored Mark	Date	Pl. Pts.	Bonus	TOTAL	
Scored bests come from CURRENT season									
60m	8	Felicia COLEMAN	SR	7.73c	7.17(55)	2/23/13	7	1.07	8.07
Team Total								8.07	

61 **Stevens** ▼9
Empire 8 Athletic Conference


Event	Scrd As	Athlete	Yr	Scored Mark	Date	Pl. Pts.	Bonus	TOTAL	
Scored bests come from CURRENT season									
WT	8	Alina DURAN	SR	17.58m	57-8¼	2/15/13	7	0.55	7.55
Team Total								7.55	

"Scrd As", short for "Scored As", Standing used for place points portion of performance's score combining preseason data (when applied) to current season data
 Numbers in BLACK are both the performance's actual NCAA rank AND "scored as" rank Numbers in RED indicate actual NCAA rank does not exist or is worse than "scored as" rank Numbers in BLUE indicate actual NCAA rank is better than "scored as" rank
USTFCCCA Non-Member Non-Member Schools Will NOT be ranked, beginning Week 2




D denotes multiple-event rule in affect
Only those who score >0.01 pts are shown


WOMEN

62  **Gustavus Adolphus** ▲31
Minnesota Intercollegiate Athletic Conference


Event	Scrd As	Athlete	Yr	Scored Mark	Date	Pl. Pts.	Bonus	TOTAL
Scored bests come from CURRENT season								
▶ PV	8	Allyson VOSS	SR	3.77m	12-4½	2/28/13	7	0.43 7.43
Team Total								7.43

67  **Ohio Wesleyan** ▼7
North Coast Athletic Conference


Event	Scrd As	Athlete	Yr	Scored Mark	Date	Pl. Pts.	Bonus	TOTAL
Scored bests come from CURRENT season								
▶ HJ	10	Emily AMBURGEY	SR	1.68m	5-6	2/9/13	5	0.25 5.25
Team Total								5.25

63  **Bates** ▼6
New England Small College Athletic Conference


Event	Scrd As	Athlete	Yr	Scored Mark	Date	Pl. Pts.	Bonus	TOTAL
Scored bests come from CURRENT season								
▶ 800m	9	Elizabeth ARENS	SR	2:13.90cb	2:12.37	2/22/13	6	0.69 6.69
Team Total								6.69

67  **Whitworth** ▼6
Northwest Conference


Event	Scrd As	Athlete	Yr	Scored Mark	Date	Pl. Pts.	Bonus	TOTAL
Scored bests come from CURRENT season								
▶ HJ	10	Christina DOBBINS	SO	1.68m	5-6	2/15/13	5	0.25 5.25
Team Total								5.25

64  **Springfield (Mass.)** ▼10
New England Women's & Men's Athletic Conferen


Event	Scrd As	Athlete	Yr	Scored Mark	Date	Pl. Pts.	Bonus	TOTAL
Scored bests come from CURRENT season								
▶ 800m	11	Gabriella GAUDREAU	JR	2:13.96cb	2:12.43	3/1/13	4	0.66 4.66
▶ TJ	13	Amanda MARTIN	SO	11.60m	38-¾	2/22/13	2	0.00 2.00
Team Total								6.66

67  **Wooster** ▼6
North Coast Athletic Conference


Event	Scrd As	Athlete	Yr	Scored Mark	Date	Pl. Pts.	Bonus	TOTAL
Scored bests come from CURRENT season								
▶ HJ	10	Abena BOAMAH-ACHEAMPONG	SR	1.68m	5-6	1/26/13	5	0.25 5.25
Team Total								5.25

65  **Westminster (Pa.)** ▼7
Presidents' Athletic Conference


Event	Scrd As	Athlete	Yr	Scored Mark	Date	Pl. Pts.	Bonus	TOTAL
Scored bests come from CURRENT season								
▶ PV	9	Marissa KALSEY	FR	3.74m	12-3¼	2/21/13	6	0.09 6.09
Team Total								6.09

70  **Augustana (Ill.)** ▼11
College Conference of Illinois & Wisconsin

Event	Scrd As	Athlete	Yr	Scored Mark	Date	Pl. Pts.	Bonus	TOTAL
Scored bests come from CURRENT season								
▶ PV	10	Taelar HILLYER	JR	3.72m	12-2½	2/14/13	5	0.00 5.00
Team Total								5.00

66  **Haverford** ▲25
Centennial Conference

Event	Scrd As	Athlete	Yr	Scored Mark	Date	Pl. Pts.	Bonus	TOTAL
Scored bests come from CURRENT season								
▶ Mile	10	Katie BALMER	SO	4:59.76cb	4:56.82	3/1/13	5	0.55 5.55
Team Total								5.55

71  **Chicago** ▼8
University Athletic Association


Event	Scrd As	Athlete	Yr	Scored Mark	Date	Pl. Pts.	Bonus	TOTAL
Scored bests come from CURRENT season								
▶ 5000m	11	Julia SIZEK	SR	17:11.37		2/2/13	4	0.47 4.47
Team Total								4.47

"Scrd As", short for "Scored As", Standing used for place points portion of performance's score combining preseason data (when applied) to current season data
 Numbers in BLACK are both the performance's actual NCAA rank AND "scored as" rank Numbers in RED indicate actual NCAA rank does not exist or is worse than "scored as" rank Numbers in BLUE indicate actual NCAA rank is better than "scored as" rank
USTFCCCA Non-Member Non-Member Schools Will NOT be ranked, beginning Week 2




D denotes multiple-event rule in affect
Only those who score >0.01 pts are shown


WOMEN

72  **Oberlin** ▲ 14
North Coast Athletic Conference


Event	Scrd As	Athlete	Yr	Scored Mark	Date	Pl. Pts.	Bonus	TOTAL
Scored bests come from CURRENT season								
▶ Mile	11	Molly MARTORELLA	JR	5:00.20	2/1/13	4	0.46	4.46
Team Total								4.46

77  **Swarthmore** ▲ 22
Centennial Conference


Event	Scrd As	Athlete	Yr	Scored Mark	Date	Pl. Pts.	Bonus	TOTAL
Scored bests come from CURRENT season								
▶ Mile	13	Rebecca HAMMOND	SR	5:01.67	2/15/13	2	0.16	2.16
Team Total								2.16

73  **Bowdoin** ▼ 8
New England Small College Athletic Conference


Event	Scrd As	Athlete	Yr	Scored Mark	Date	Pl. Pts.	Bonus	TOTAL	
Scored bests come from CURRENT season									
▶ PV	11	Erin SILVA	SO	3.71m	12-2	12/8/12	4	0.00	4.00
Team Total								4.00	

78  **Bridgewater State** ▲ 3
Massachusetts State Collegiate Athletic Conference


Event	Scrd As	Athlete	Yr	Scored Mark	Date	Pl. Pts.	Bonus	TOTAL	
Scored bests come from CURRENT season									
▶ Mile	14	Molly ROUILLARD	SR	5:01.86cb	4:58.90	2/22/13	1.5	0.12	1.62
Team Total								1.62	

73  **Wesleyan (Conn.)** ▼ 2
New England Small College Athletic Conference


Event	Scrd As	Athlete	Yr	Scored Mark	Date	Pl. Pts.	Bonus	TOTAL	
Scored bests come from CURRENT season									
▶ LJ	11	Alexis WALKER	FR	5.60m	18-4"	2/15/13	4	0.00	4.00
Team Total								4.00	

79  **Denison** ▼ 9
North Coast Athletic Conference


Event	Scrd As	Athlete	Yr	Scored Mark	Date	Pl. Pts.	Bonus	TOTAL	
Scored bests come from CURRENT season									
▶ PENT	14	Aedin BRENNAN	FR	3,280		2/23/13	1.5	0.00	1.50
Team Total								1.50	

75  **Washington and Jeffer** ▲ 4
Presidents' Athletic Conference


Event	Scrd As	Athlete	Yr	Scored Mark	Date	Pl. Pts.	Bonus	TOTAL	
Scored bests come from CURRENT season									
▶ 5000m	12	Kristen GALLIGAN	SO	17:12.64cb	17:04.75	3/1/13	3	0.37	3.37
Team Total								3.37	

79  **Gettysburg** ▲ 39
Centennial Conference

Event	Scrd As	Athlete	Yr	Scored Mark	Date	Pl. Pts.	Bonus	TOTAL	
Scored bests come from CURRENT season									
▶ H60m	14	Katherine CAVANAUGH	FR	8.95		3/1/13	1.5	0.00	1.50
Team Total								1.50	

76  **Muhlenberg** ▼ 9
Centennial Conference

Event	Scrd As	Athlete	Yr	Scored Mark	Date	Pl. Pts.	Bonus	TOTAL	
Scored bests come from CURRENT season									
▶ H60m	15	Stephanie CARNEVALE	JR	8.97		3/1/13	1	0.00	1.00
▶ DMR	10	Cronin, Kuchera, Erica, Mayden		11:55.74		3/2/13	1	0.59	1.59
Team Total								2.59	

79  **St. Scholastica** ▼ 11
Upper Midwest Athletic Conference

Event	Scrd As	Athlete	Yr	Scored Mark	Date	Pl. Pts.	Bonus	TOTAL	
Scored bests come from CURRENT season									
▶ WT	14	Becky HUBERTY	JR	16.57m	54-4"	1/26/13	1.5	0.00	1.50
Team Total								1.50	

"Scrd As", short for "Scored As", Standing used for place points portion of performance's score combining preseason data (when applied) to current season data
 Numbers in BLACK are both the performance's actual NCAA rank AND "scored as" rank Numbers in RED indicate actual NCAA rank does not exist or is worse than "scored as" rank Numbers in BLUE indicate actual NCAA rank is better than "scored as" rank
USTFCCCA Non-Member Non-Member Schools Will NOT be ranked, beginning Week 2



D denotes multiple-event rule in affect
Only those who score >0.01 pts are shown

WOMEN

82



Marietta

Ohio Athletic Conference

▼ **8**

Event	Scrd As	Athlete	Yr	Scored Mark	Date	Pl. Pts.	Bonus	TOTAL
-------	---------	---------	----	-------------	------	----------	-------	-------

Scored bests come from CURRENT season

▶ 60m	15	Alexandria ALLEN	FR	7.79c	7.23(55)	12/1/12	1	0.22	1.22
-------	----	------------------	----	-------	----------	---------	---	------	-------------

Team Total 1.22

83



Connecticut College

New England Small College Athletic Conference

▲ **35**

Event	Scrd As	Athlete	Yr	Scored Mark	Date	Pl. Pts.	Bonus	TOTAL
-------	---------	---------	----	-------------	------	----------	-------	-------

Scored bests come from CURRENT season

▶ Mile	15	Kim BOLICK	SO	5:02.31cb	4:59.34	3/1/13	1	0.03	1.03
--------	----	------------	----	-----------	---------	--------	---	------	-------------

Team Total 1.03

84



Carthage

College Conference of Illinois & Wisconsin

▼ **11**

Event	Scrd As	Athlete	Yr	Scored Mark	Date	Pl. Pts.	Bonus	TOTAL
-------	---------	---------	----	-------------	------	----------	-------	-------

Scored bests come from CURRENT season

▶ WT	15	Becca MCMULLIN	SO	16.50m	54-1¾	2/22/13	1	0.00	1.00
------	----	----------------	----	--------	-------	---------	---	------	-------------

Team Total 1.00

"Scrd As", short for "Scored As", Standing used for place points portion of performance's score combining preseason data (when applied) to current season data

Numbers in BLACK are both the performance's actual NCAA rank AND "scored as" rank Numbers in RED indicate actual NCAA rank does not exist or is worse than "scored as" rank Numbers in BLUE indicate actual NCAA rank is better than "scored as" rank

USTFCCCA Non-Member

Non-Member Schools Will NOT be ranked, beginning Week 2