



## 2018 Outdoor Track &amp; Field, Week #1

## Men's 100 Meters

<b>1</b>	<b>Texas Lutheran</b>	<b>43.87</b>
LW: --		average 10.97
8	Paris FOSTER SO	10.77w (3.1) 3/31
37	Bryce JOHNSON SR	10.98w (3.6) 3/23
52	Michael WONG FR	11.03w (2.3) 3/31
66	Eli AUGUSTA FR	11.09w (2.3) 3/31

<b>2</b>	<b>George Fox</b>	<b>43.89</b>
LW: --		average 10.97
7	Vernon LOTT SR	10.75 (0.1) 3/22
24	Kenny MAY JR	10.91 (0.1) 3/22
37	Colin HYATT SO	10.98 (0.1) 3/22
139	Chris POLK JR	11.25 (-0.1) 3/10

<b>3</b>	<b>UMass Boston</b>	<b>44.02</b>
LW: --		average 11.01
4	Dominic NDA SR	10.67w (3.6) 3/16
64	Bless AMEDOADZI JR	11.08w (2.2) 3/16
83	Garth MIRIYOGA SR	11.13w (2.2) 3/16
85	Stefan POWELL SO	11.14w (2.2) 3/16

<b>4</b>	<b>Pacific Lutheran</b>	<b>44.06</b>
LW: --		average 11.02
3	Carson KETTER JR	10.64 (1.4) 3/24
30	Richard JOHNSON SR	10.96 (1.4) 3/24
55	Garrett HITTNER SR	11.05 (1.4) 3/24
235	Cody BARNETT FR	11.41 (2.0) 3/24

<b>5</b>	<b>Rowan</b>	<b>44.17</b>
LW: --		average 11.04
30	Shai MUMFORD JR	10.96 (0.8) 3/30
46	Jonathan RAMIREZ SR	11.01w (2.4) 3/15
58	Steven JONES SR	11.06 (-0.4) 3/15
85	Julian PRATT SO	11.14 (1.2) 3/15

<b>6</b>	<b>Occidental</b>	<b>44.19</b>
LW: --		average 11.05
33	Hugh PEGAN SR	10.97w (2.1) 3/16
37	Tyler WEBB SO	10.98 (-0.2) 3/31
60	Chris TORIBIO JR	11.07 (-0.2) 3/31
103	Rio CHIBA JR	11.17 (0.9) 3/10

<b>7</b>	<b>Hope</b>	<b>44.25</b>
LW: --		average 11.06
1	Justin FREEMAN JR	10.56w (2.7) 3/23
95	Adam HOWARD SO	11.16w (3.2) 3/16
108	Emmanuel HARINDA SO	11.18 (1.6) 3/16
196	Korey DERR SO	11.35 (1.6) 3/16

<b>8</b>	<b>Virginia Wesleyan</b>	<b>44.28</b>
LW: --		average 11.07
25	Jordan ARD FR	10.92 (0.4) 3/31
48	Keyontae NORFLEET SO	11.02 (0.4) 3/31
75	Curtis DUDLEY SO	11.11 (0.4) 3/31
133	Armon ARDILA JR	11.23 (0.4) 3/31

<b>9</b>	<b>Birmingham-Southern</b>	<b>44.42</b>
LW: --		average 11.11
2	Jamal WATKINS SR	10.60w (2.3) 3/16
95	Amir SIMS SO	11.16w (2.5) 3/16
157	John JACOBS FR	11.29w (2.7) 3/16
207	Javon JONES JR	11.37w (2.5) 3/16

<b>10</b>	<b>Tufts</b>	<b>44.46</b>
LW: --		average 11.12
66	Thomas MILLER JR	11.09 (1.5) 3/24
66	Brandon LEVENSTEIN JR	11.09 (1.5) 3/24
73	Anthony KARDONSKY JR	11.10 (-0.5) 3/31
108	Peter CLARK SR	11.18 (1.5) 3/24

<b>11</b>	<b>Berry</b>	<b>44.59</b>
LW: --		average 11.15
28	Curtis STONE JR	10.94w (2.3) 3/15
55	Quincy WATFORD SR	11.05 (1.7) 3/30
133	Derrell MIMS JR	11.23 (1.7) 3/30
207	Mason KINSEY SO	11.37 (0.8) 3/3

<b>12</b>	<b>Sul Ross State</b>	<b>44.60</b>
LW: --		average 11.15
12	Jermaine STEVENS SR	10.83w (3.1) 3/31
111	Will GREAR FR	11.19 (0.0) 3/15
157	Mark VENEGAS FR	11.29 (0.0) 3/15
157	Luis URIAS SO	11.29w (2.3) 3/31

<b>13</b>	<b>St. Lawrence</b>	<b>44.60</b>
LW: --		average 11.15
21	Gordon WHITE SR	10.89w (2.3) 3/31
22	Ian CLOUGH FR	10.90w (2.3) 3/31
190	Remi LEBLANC SO	11.34w (3.6) 3/31
--	Chikelo ASANYA FR	11.47w (3.6) 3/31

<b>14</b>	<b>Redlands</b>	<b>44.61</b>
LW: --		average 11.15
5	Luke BOHLINGER JR	10.71w (2.7) 3/3
27	MJ WHEELER FR	10.93w (2.6) 3/16
146	Anthony RAZO FR	11.26 (-0.2) 3/31
--	Jason GONSALVES JR	11.71 (0.8) 3/16

<b>15</b>	<b>La Verne</b>	<b>44.67</b>
LW: --		average 11.17
9	Joshua FRANCIS SR	10.81 (1.5) 3/24
85	Anthony CARTER JR	11.14 (0.6) 3/24
168	Amir BISHOP FR	11.30 (2.0) 3/24
243	Jeffrey OUK JR	11.42 (2.0) 3/24

<b>16</b>	<b>East Texas Baptist</b>	<b>44.70</b>
LW: --		average 11.18
16	Roderick MONROE SO	10.88w (3.6) 3/23
29	Mathew BARRY SR	10.95w (3.6) 3/23
235	Detaveon LEWIS FR	11.41 (-1.5) 3/30
--	Leo BROWNFIELD FR	11.46 (-1.3) 3/30



# 2018 Outdoor Track & Field, Week #1

## Men's 200 Meters

<b>1</b>	<b>George Fox</b>	<b>1:27.77</b>
LW: -- <span style="float:right">average 21.94</span>		
2	Vernon LOTT SR	21.53 (0.3) 3/10
22	Colin HYATT SO	21.99 (0.2) 3/22
23	Kenny MAY JR	22.02 (0.4) <b>3/31</b>
41	Chris POLK JR	22.23 (0.3) 3/10

<b>2</b>	<b>Rowan</b>	<b>1:28.50</b>
LW: -- <span style="float:right">average 22.13</span>		
13	Francis TERRY SO	21.82w (3.1) 3/15
14	Shai MUMFORD JR	21.83w (3.9) 3/15
37	Jonathan RAMIREZ SR	22.17w (3.1) 3/15
120	Justin BISHOP FR	22.68 (-1.0) <b>3/30</b>

<b>3</b>	<b>Middlebury</b>	<b>1:28.72</b>
LW: -- <span style="float:right">average 22.18</span>		
3	Nick HENDRIX SO	21.54 (1.6) 3/24
9	Jimmy MARTINEZ JR	21.78 (1.6) 3/24
88	Jackson BOCK SR	22.56w (2.4) 3/24
164	Josh HOWARD JR	22.84w (2.5) 3/24

<b>4</b>	<b>Texas Lutheran</b>	<b>1:28.86</b>
LW: -- <span style="float:right">average 22.22</span>		
19	Michael WONG FR	21.97 (1.8) <b>3/31</b>
26	Paris FOSTER SO	22.06 (1.6) <b>3/31</b>
45	Eli AUGUSTA FR	22.29 (1.8) <b>3/31</b>
85	Christopher MONROE FR	22.54 (1.8) <b>3/31</b>

<b>5</b>	<b>Redlands</b>	<b>1:29.13</b>
LW: -- <span style="float:right">average 22.28</span>		
16	Luke BOHLINGER JR	21.86w (2.6) 3/3
33	MJ WHEELER FR	22.15 (0.3) <b>3/31</b>
64	Nick BURCHETT JR	22.40 (1.7) 3/16
135	Jordan WASHECHECK SO	22.72 (0.3) <b>3/31</b>

<b>6</b>	<b>Occidental</b>	<b>1:29.47</b>
LW: -- <span style="float:right">average 22.37</span>		
18	Hugh PEGAN SR	21.95 (1.6) 3/16
44	Rio CHIBA JR	22.28 (1.7) 3/16
81	Charles MARKS FR	22.52 (1.1) 3/16
135	Tyler WEBB SO	22.72 (0.2) <b>3/31</b>

<b>7</b>	<b>Birmingham-Southern</b>	<b>1:29.67</b>
LW: -- <span style="float:right">average 22.42</span>		
1	Jamal WATKINS SR	21.25w (3.4) 3/16
69	Amir SIMS SO	22.46 (0.7) 3/16
191	Javon JONES JR	22.91w (2.2) 3/16
235	John JACOBS FR	23.05 (-0.7) 3/23

<b>8</b>	<b>Sul Ross State</b>	<b>1:29.68</b>
LW: -- <span style="float:right">average 22.42</span>		
7	Byron JONES JR	21.74 (1.6) <b>3/31</b>
38	Jermaine STEVENS SR	22.21 (1.8) <b>3/31</b>
158	Luis URIAS SO	22.82 (1.4) <b>3/31</b>
191	James DAVIS SR	22.91 (0.8) 3/15

<b>9</b>	<b>Tufts</b>	<b>1:29.87</b>
LW: -- <span style="float:right">average 22.47</span>		
33	Thomas MILLER JR	22.15w (2.4) 3/24
64	Anthony KARDONSKY JR	22.40w (2.3) <b>3/31</b>
111	OJ ARMSTRONG FR	22.66w (2.3) <b>3/31</b>
111	Brandon LEVENSTEIN JR	22.66w (2.5) 3/24

<b>10</b>	<b>Carleton</b>	<b>1:30.14</b>
LW: -- <span style="float:right">average 22.54</span>		
59	Ben SCHWARTZ SO	22.37 (1.1) 3/17
60	Bryan RICHTER SO	22.38 (0.6) 3/23
123	Maurice HICKS SR	22.69 (0.4) 3/23
126	Zach KULSTAD FR	22.70 (0.7) 3/23

<b>11</b>	<b>UMass Boston</b>	<b>1:30.15</b>
LW: -- <span style="float:right">average 22.54</span>		
40	Stefan POWELL SO	22.22w (2.3) <b>3/31</b>
52	Dominic NDA SR	22.32w (2.3) <b>3/31</b>
140	Garth MIRIYOGA SR	22.74 (1.8) 3/16
172	Bless AMEDOADZI JR	22.87 (2.0) <b>3/31</b>

<b>12</b>	<b>Virginia Wesleyan</b>	<b>1:30.30</b>
LW: -- <span style="float:right">average 22.58</span>		
12	Keyontae NORFLEET SO	21.80 (0.0) <b>3/31</b>
93	Armon ARDILA JR	22.59 (-0.2) <b>3/31</b>
151	Curtis DUDLEY SO	22.80 (0.0) <b>3/31</b>
--	Karim DUNN SO	23.11 (-0.4) <b>3/31</b>

<b>13</b>	<b>La Verne</b>	<b>1:30.36</b>
LW: -- <span style="float:right">average 22.59</span>		
4	Joshua FRANCIS SR	21.61 (1.2) 3/3
100	Jeffrey OUK JR	22.61w (2.5) 3/24
211	Anthony CARTER JR	22.97 (0.2) <b>3/31</b>
--	Patrick CORNWELL SO	23.17w (2.7) 3/24

<b>14</b>	<b>Hope</b>	<b>1:30.42</b>
LW: -- <span style="float:right">average 22.61</span>		
55	Adam HOWARD SO	22.36w (2.4) 3/16
69	Brandon WOLLISTON SR	22.46w (2.4) 3/16
131	Justin FREEMAN JR	22.71w (3.2) 3/16
184	Terrell SOLBERG FR	22.89 (0.6) 3/16

<b>15</b>	<b>Pomona-Pitzer</b>	<b>1:30.43</b>
LW: -- <span style="float:right">average 22.61</span>		
45	Ryan ABELE SR	22.29 (1.6) 3/24
55	Faraaz RASHIDI SR	22.36 (1.2) 3/3
164	Daniel TAMKIN FR	22.84w (2.5) <b>3/31</b>
200	Alexander BARTONE FR	22.94 (0.0) 3/3

<b>16</b>	<b>Trinity (Texas)</b>	<b>1:30.45</b>
LW: -- <span style="float:right">average 22.61</span>		
60	Christian MATTA FR	22.38 (1.4) <b>3/31</b>
100	Blair WALKER JR	22.61w (3.6) 3/23
107	Raphael MARTIN SO	22.64 (0.1) 3/3
158	Cody HALL SR	22.82w (4.0) 3/23



## 2018 Outdoor Track &amp; Field, Week #1

## Men's 400 Meters

<b>1</b>	<b>Texas Lutheran</b>	<b>3:18.31</b>		
LW: --		average 49.58		
2	Marquis BROWN	SR 47.75		3/22
21	Eli AUGUSTA	FR 49.27		3/22
77	Michael WONG	FR 50.27		3/22
138	Connor THOMPSON	FR 51.02		3/22
<b>2</b>	<b>Middlebury</b>	<b>3:18.43</b>		
LW: --		average 49.61		
3	Jimmy MARTINEZ	JR 47.78		3/24
54	William ROBERTSON	FR 49.96		3/24
72	Josh HOWARD	JR 50.18		3/31
93	Cam MACKINTOSH	SO 50.51		3/24
<b>3</b>	<b>Carleton</b>	<b>3:19.40</b>		
LW: --		average 49.85		
37	Zach KULSTAD	FR 49.62		3/23
43	Joey COOK-GALLARDO	SO 49.77		3/17
48	Bryan RICHTER	SO 49.91		3/23
65	Ben SCHWARTZ	SO 50.10		3/23
<b>4</b>	<b>George Fox</b>	<b>3:19.56</b>		
LW: --		average 49.89		
9	Chris POLK	JR 48.86		3/17
38	Jack AMMON	FR 49.64		3/10
56	Alex CANCHOLA	SR 50.00		3/22
146	Thomas HUGHES	JR 51.06		3/22
<b>5</b>	<b>Occidental</b>	<b>3:19.64</b>		
LW: --		average 49.91		
6	Rio CHIBA	JR 48.49		3/31
18	Charles MARKS	FR 49.24		3/31
90	Caldwell BIDDLE	JR 50.44		3/31
189	Ethan VU	SR 51.47		3/10
<b>6</b>	<b>Williams</b>	<b>3:20.16</b>		
LW: --		average 50.04		
12	Cole O'FLAHERTY	FR 49.07		3/24
20	Tobias MUELLERS	SR 49.26		3/22
109	Elliott FONG	JR 50.64		3/24
158	Dan RENWICK	FR 51.19		3/24
<b>7</b>	<b>Rowan</b>	<b>3:20.49</b>		
LW: --		average 50.12		
42	Justin BISHOP	FR 49.74		3/15
62	Jamil JACKSON	SR 50.06		3/30
70	Francis TERRY	SO 50.17		3/15
95	Hunter BARBIERI	FR 50.52		3/15
<b>8</b>	<b>WPI</b>	<b>3:20.92</b>		
LW: --		average 50.23		
44	Alex RUS	SO 49.79		3/31
45	Warren STAVER	SR 49.80		3/31
88	Paul-Henry SCHOENHAGEN	SR 50.37		3/31
130	Antoine HARRIS	JR 50.96		3/31
<b>9</b>	<b>Washington (Mo.)</b>	<b>3:20.94</b>		
LW: --		average 50.24		
25	John Harry WAGNER	FR 49.33		3/31
59	Eddie WINTERGALEN	JR 50.03		3/31
95	Jon FLEMING	SO 50.52		3/31
146	Greigory DIMAILIG	SO 51.06		3/24
<b>10</b>	<b>Salisbury</b>	<b>3:21.23</b>		
LW: --		average 50.31		
30	Ethan BINNIX	FR 49.40		3/15
39	Mickey VAN GIESON	SO 49.65		3/31
79	Alex HARDMAN	SR 50.29		3/31
243	Tyler HARDMAN	SR 51.89		3/31
<b>11</b>	<b>Washington and Lee</b>	<b>3:21.68</b>		
LW: --		average 50.42		
23	Donovan FIORE	SO 49.29		3/31
73	Carter HUFFMAN	JR 50.20		3/31
122	Micah WILSON	FR 50.83		3/23
180	Alexander CAINES	FR 51.36		3/23
<b>12</b>	<b>Tufts</b>	<b>3:21.99</b>		
LW: --		average 50.50		
5	Andrew DIMAITI	SR 48.46		3/17
113	Tom DOYLE	JR 50.69		3/31
175	Vincent AVALLONE	FR 51.31		3/17
201	Chris GREGORY	SR 51.53		3/24
<b>13</b>	<b>Hope</b>	<b>3:22.89</b>		
LW: --		average 50.72		
27	Brandon WOLLISTON	SR 49.34		3/23
87	Terrell SOLBERG	FR 50.36		3/16
107	Matthew RUFF	SR 50.63		3/16
--	Eddie IP	JR 52.56		3/23
<b>14</b>	<b>Lynchburg</b>	<b>3:23.56</b>		
LW: --		average 50.89		
32	Azavier KIRTLEY	FR 49.47		3/23
81	Isaiah WILLIAMS	SO 50.30		3/23
221	Connor CAHILL	SO 51.73		3/23
--	Kevin MORAN	SO 52.06		3/23
<b>15</b>	<b>Emory</b>	<b>3:23.98</b>		
LW: --		average 51.00		
65	Liam FOST	FR 50.10		3/30
76	Aria MOHSENI	SO 50.26		3/30
189	Alex RAND	SO 51.47		3/30
--	Robert WILHELM	SR 52.15		3/30
<b>16</b>	<b>Willamette</b>	<b>3:24.05</b>		
LW: --		average 51.01		
85	Keaton BECKMANN	FR 50.32		3/15
93	Jack WELLMAN	SR 50.51		3/30
200	Riley BURTON	SO 51.53		3/15
211	Connor GIANNINI	SO 51.69		3/10



## 2018 Outdoor Track &amp; Field, Week #1

## Men's 800 Meters

<b>1</b>	<b>Middlebury</b>	<b>7:40.50</b>		
LW: --		average 1:55.12		
2	Kevin SERRAO	SR	1:51.96	3/31
8	James MULLIKEN	SR	1:53.74	3/31
67	Jimmy MARTINEZ	JR	1:57.06	3/31
87	Sawyer TADANO	FR	1:57.74	3/24
<b>2</b>	<b>George Fox</b>	<b>7:42.94</b>		
LW: --		average 1:55.73		
7	Jack AMMON	FR	1:53.07	3/30
11	Christian PARR	SR	1:54.30	3/22
77	Brendon HENKEL	SO	1:57.35	3/22
104	Romare ASHFORD	SO	1:58.22	3/22
<b>3</b>	<b>Pomona-Pitzer</b>	<b>7:44.62</b>		
LW: --		average 1:56.16		
25	Carter FLOYD	FR	1:55.42	3/24
26	Kellen BROWNING	SO	1:55.58	3/24
42	Nicholas VUCOVICH	SR	1:56.32	3/3
75	Ian EMLET	FR	1:57.30	3/24
<b>4</b>	<b>Carnegie Mellon</b>	<b>7:44.96</b>		
LW: --		average 1:56.24		
13	Isaac MILLS	JR	1:54.60	3/16
45	Arthur DZIENISZEWSKI	FR	1:56.39	3/16
47	Liam WALSH	SO	1:56.45	3/16
81	Mark MOODY	JR	1:57.52	3/31
<b>5</b>	<b>Williams</b>	<b>7:45.61</b>		
LW: --		average 1:56.40		
3	Kevin LAFLECHE	SO	1:52.62	3/31
14	Tristan COLAIZZI	SO	1:54.64	3/31
121	Benjamin HEARON	SO	1:58.77	3/31
157	Alex COWEN	SR	1:59.58	3/31
<b>6</b>	<b>Tufts</b>	<b>7:46.85</b>		
LW: --		average 1:56.71		
27	Matt D'ANIERI	SO	1:55.69	3/24
32	Christian SWENSON	JR	1:55.92	3/24
72	Dylan MCENIRY	SO	1:57.22	3/17
98	Aiden LEWIS	FR	1:58.02	3/31
<b>7</b>	<b>Washington (Mo.)</b>	<b>7:47.74</b>		
LW: --		average 1:56.94		
21	Nick MATTEUCCI	SO	1:55.27	3/31
23	Thomas GALES	SR	1:55.41	3/31
110	Nathan SORIA	FR	1:58.48	3/31
112	John Harry WAGNER	FR	1:58.58	3/24
<b>8</b>	 <b>Johns Hopkins</b>	<b>7:47.86</b>		
LW: --		average 1:56.96		
30	Scott POURSHALCHI	JR	1:55.87	3/30
58	Colton TAKATA	SR	1:56.82	3/30
71	Alex CONDOTTI	JR	1:57.20	3/30
96	Jack ARMAND	SO	1:57.97	3/30
<b>9</b>	<b>North Central (Ill.)</b>	<b>7:47.99</b>		
LW: --		average 1:57.00		
15	Brendon SEBASTIAN	FR	1:54.81	3/31
54	Jonah PENNINGROTH	SO	1:56.59	3/31
90	Chris SUDA	SO	1:57.84	3/31
119	Chris BUECHNER	JR	1:58.75	3/31
<b>10</b>	<b>Greenville</b>	<b>7:48.09</b>		
LW: --		average 1:57.02		
9	Nathan POTTS	SR	1:53.98	3/31
21	Andrew SHARP	SR	1:55.27	3/31
85	Jaylen SHELTON	SR	1:57.73	3/31
228	Tyler KIMES	SO	2:01.11	3/31
<b>11</b>	<b>Christopher Newport</b>	<b>7:49.61</b>		
LW: --		average 1:57.40		
6	Cavanaugh MCGAW	SO	1:53.03	3/31
19	Cullen MONAHAN	JR	1:55.12	3/31
94	Calvin MILLER	SO	1:57.95	3/31
--	Matthew HRNCIR	SO	2:03.51	3/31
<b>12</b>	 <b>Calvin</b>	<b>7:51.31</b>		
LW: --		average 1:57.83		
33	Ethan VALENTINE	SR	1:55.94	3/23
38	James JENINGA	JR	1:56.18	3/23
111	Luke PETERSON	JR	1:58.56	3/23
200	Josh VAN DYK	JR	2:00.63	3/23
<b>13</b>	 <b>Berea (Ky.)</b>	<b>7:52.55</b>		
LW: --		average 1:58.14		
23	Tanner CARSON	JR	1:55.41	3/15
28	Logan MCKENZIE	SO	1:55.79	3/15
174	Kerry JONES	FR	1:59.77	3/31
--	Kyle YOUNG	JR	2:01.58	3/15
<b>14</b>	 <b>Pacific Lutheran</b>	<b>7:53.39</b>		
LW: --		average 1:58.35		
34	Brad HODKINSON	JR	1:56.00	3/10
82	Hezekiah GOODWIN	FR	1:57.67	3/10
126	Myles BARROW	JR	1:59.00	3/10
205	Kyle RAPACZ	JR	2:00.72	3/10
<b>15</b>	<b>UC Santa Cruz</b>	<b>7:54.03</b>		
LW: --		average 1:58.51		
61	Raymond BREault	SO	1:56.93	3/16
103	Draven HAWK	SO	1:58.19	3/16
137	Mateo RAMIREZ	FR	1:59.17	3/16
170	Michael CHARBONNEAU	FR	1:59.74	3/30
<b>16</b>	<b>Trinity (Texas)</b>	<b>7:54.59</b>		
LW: --		average 1:58.65		
56	Harry BELLOW	SO	1:56.76	3/31
79	Michael ERICKSON	SR	1:57.45	3/15
146	Benjamin CREASY	JR	1:59.31	3/31
224	Elliot BLAKE	JR	2:01.07	3/15



## 2018 Outdoor Track &amp; Field, Week #1

## Men's 1500 Meters

<b>1</b>	<b>Pomona-Pitzer</b>	<b>15:47.8</b>
LW: --		average 3:56.97

6	Peter DAVIS	JR	3:56.28	3/3
7	Carter FLOYD	FR	3:56.40	3/31
10	Andy REISCHLING	JR	3:56.81	3/24
18	Daniel ROSEN	SO	3:58.38	3/24

<b>2</b>	<b>Washington (Mo.)</b>	<b>15:47.9</b>
LW: --		average 3:56.99

1	Nick MATTEUCCI	SO	3:51.93	3/31
5	Elvir SARAJLIC	SR	3:55.87	3/31
26	Dillon WILLIAMS	SR	3:59.13	3/31
57	Jack SEBOK	SO	4:01.03	3/31

<b>3</b>	<b>Williams</b>	<b>15:55.4</b>
LW: --		average 3:58.87

15	Peter KIRGIS	SO	3:58.23	3/24
16	Tristan COLAIZZI	SO	3:58.27	3/24
21	Liam SIMPSON	SR	3:58.57	3/24
42	Kevin LAFLECHE	SO	4:00.39	3/24

<b>4</b>	<b>North Central (Ill.)</b>	<b>15:56.8</b>
LW: --		average 3:59.21

8	Michael ANDERSON	JR	3:56.63	3/31
12	Chris BUECHNER	JR	3:57.52	3/31
39	Zach HIRD	SR	4:00.19	3/31
73	James MCQUALITY	SR	4:02.50	3/31

<b>5</b>	<b>Christopher Newport</b>	<b>16:01.6</b>
LW: --		average 4:00.40

27	Peyton ARTZ	JR	3:59.16	3/31
28	Jason PUTNAM	SO	3:59.28	3/31
37	Daniel READ	SR	4:00.03	3/31
79	Grayson REID	JR	4:03.13	3/31

<b>6</b>	<b>Haverford</b>	<b>16:03.0</b>
LW: --		average 4:00.77

3	Dylan GEARINGER	JR	3:54.08	3/30
24	Henry WOODS	SR	3:58.72	3/30
78	Chris GOINGS	JR	4:02.99	3/30
160	Ryan HERLIHY	JR	4:07.27	3/30

<b>7</b>	<b>Claremont-Mudd-Scrip</b>	<b>16:04.2</b>
LW: --		average 4:01.06

16	Ben ITEN	JR	3:58.27	3/23
22	Kevin HUANG	SR	3:58.65	3/3
59	Wilson IVES	SO	4:01.22	3/23
131	Stevie STEINBERG	FR	4:06.10	3/3

<b>8</b>	<b>Trinity (Texas)</b>	<b>16:07.0</b>
LW: --		average 4:01.75

13	Michael ERICKSON	SR	3:58.06	3/31
36	Jacob HAMMOND	SR	3:59.89	3/31
68	Elliot BLAKE	JR	4:01.91	3/31
158	Harry BELLOW	SO	4:07.16	3/22

<b>9</b>	<b>Middlebury</b>	<b>16:07.1</b>
LW: --		average 4:01.80

11	Jon PERLMAN	JR	3:57.42	3/24
41	Will MEYER	SO	4:00.36	3/31
58	Connor EVANS	JR	4:01.10	3/31
188	Connor MONTGOMERY	SO	4:08.31	3/31

<b>10</b>	<b>Augustana (Ill.)</b>	<b>16:07.4</b>
LW: --		average 4:01.85

45	Tanner OSING	SR	4:00.47	3/29
61	Josh TEETS	FR	4:01.29	3/29
70	Brandon WILKERSON	JR	4:02.27	3/29
81	Nick HARVEY	SO	4:03.39	3/29

<b>11</b>	<b>Johns Hopkins</b>	<b>16:10.9</b>
LW: --		average 4:02.74

48	Alex CONDOTTI	JR	4:00.62	3/30
69	Scott POURSHALCHI	JR	4:02.10	3/30
92	Vipul BHAT	SO	4:03.84	3/30
101	Kevin PETERS	SR	4:04.41	3/30

<b>12</b>	<b>George Fox</b>	<b>16:14.0</b>
LW: --		average 4:03.51

43	Christian PARR	SR	4:00.42	3/17
63	Brendon HENKEL	SO	4:01.46	3/30
99	Jack AMMON	FR	4:04.26	3/22
175	Spencer ELMORE	JR	4:07.89	3/10

<b>13</b>	<b>Rowan</b>	<b>16:15.6</b>
LW: --		average 4:03.92

30	Dan HENRY	JR	3:59.41c	(4:18.57(1))	3/15
51	Kevin VELTRE	SR	4:00.80c	(4:20.07(1))	3/15
145	Nick NEVILLE	JR	4:06.80	3/30	
198	Nick NOCCO	SR	4:08.66c	(4:28.56(1))	3/15

<b>14</b>	<b>Tufts</b>	<b>16:18.6</b>
LW: --		average 4:04.67

20	Colin RAPOSO	JR	3:58.52	3/24
119	Rory BUCKMAN	JR	4:05.41	3/17
140	Peter HORVATH	FR	4:06.49	3/24
185	Hiroto WATANABE	JR	4:08.25	3/31

<b>15</b>	<b>Carnegie Mellon</b>	<b>16:18.8</b>
LW: --		average 4:04.70

51	Evan YUKEVICH	SO	4:00.80	3/31
65	Liam WALSH	SO	4:01.68	3/31
129	Arthur DZIENISZEWSKI	FR	4:05.87	3/16
--	Muhamed BICIC	FR	4:10.47	3/31

<b>16</b>	<b>Rhodes</b>	<b>16:19.3</b>
LW: --		average 4:04.83

14	Toler FREYALDENHOVEN	SO	3:58.15	3/31
98	Spencer FIELDS	JR	4:04.23	3/3
134	Ben GRIFFITH	SO	4:06.20	3/3
--	Benjamin FREEMAN	SO	4:10.73	3/3





# 2018 Outdoor Track & Field, Week #1

## Men's Steeplechase

<b>1</b>	<b>Pomona-Pitzer</b>	<b>38:14.2</b>
LW: --		average 9:33.56

1	Daniel ROSEN	SO	9:05.48	3/30
12	J DEGROOT-LUTZNER	JR	9:32.76	3/30
50	Ethan ASHBY	FR	9:46.72	3/31
56	Nicholas BEATTY	JR	9:49.28	3/31

<b>2</b>	<b>Washington (Mo.)</b>	<b>38:25.3</b>
LW: --		average 9:36.33

7	Marco QUARONI	SO	9:29.64	3/31
18	Thomas FRUHAUF	JR	9:35.67	3/24
31	Jack SEBOK	SO	9:39.79	3/24
33	Zac CHRISTENSEN	JR	9:40.23	3/24

<b>3</b>	<b>Wabash</b>	<b>38:36.8</b>
LW: --		average 9:39.21

13	Jonah WOODS	SR	9:33.00	3/24
24	Aaron TINCHER	SR	9:39.00	3/24
29	Luke DOUGHTY	SR	9:39.76	3/30
47	Colin RINNE	SR	9:45.07	3/30

<b>4</b>	<b>North Central (Ill.)</b>	<b>38:46.6</b>
LW: --		average 9:41.67

3	Dan O'KEEFE	SR	9:22.62	3/31
42	Nick LICARI	SO	9:44.17	3/31
43	Ian IRVINE	SO	9:44.18	3/31
76	Gabriel POMMIER	FR	9:55.71	3/31

<b>5</b>	<b>Calvin</b>	<b>39:07.5</b>
LW: --		average 9:46.89

15	Caleb FERGUSON	SO	9:33.30	3/23
53	Addison SMITH	SO	9:48.30	3/23
63	Tyler JOHNSON	SO	9:51.35	3/23
72	Matt BOELENS	SR	9:54.62	3/23

<b>6</b>	<b>Claremont-Mudd-Scrip</b>	<b>39:18.2</b>
LW: --		average 9:49.57

2	Thomas D'ANIERI	SO	9:06.64	3/23
26	Evan HASSMAN	FR	9:39.04	3/31
105	Will KIMBALL	FR	10:07.88	3/3
152	Collin BARRAUGH	SR	10:24.71	3/31

<b>7</b>	<b>Christopher Newport</b>	<b>39:28.1</b>
LW: --		average 9:52.05

8	Daniel CRETNEY	SO	9:30.45	3/23
35	Trejon EDMONDS	SO	9:41.33	3/23
74	Peyton ARTZ	JR	9:55.33	3/23
139	Joshua SPEIER	JR	10:21.07	3/23

<b>8</b>	<b>Otterbein</b>	<b>39:31.0</b>
LW: --		average 9:52.77

5	Jacob THOMPSON	SO	9:26.27	3/30
21	Ian KELLOGG	JR	9:36.85	3/30
112	Seth VIPPERMAN	SO	10:09.85	3/30
126	Nick SNABES	SR	10:18.12	3/30

<b>9</b>	<b>Middlebury</b>	<b>39:48.8</b>
LW: --		average 9:57.21

37	Theo HENDERSON	SO	9:41.59	3/31
41	Ascencion AISPURO	SR	9:44.14	3/31
101	Thomas TARANTINO	FR	10:06.69	3/31
122	Nicholas HILL	FR	10:16.43	3/31

<b>10</b>	<b>Rochester (N.Y.)</b>	<b>40:06.0</b>
LW: --		average 10:01.52

16	Benjamin MARTELL	JR	9:34.43	3/23
45	Nate CONROY	SR	9:44.45	3/23
114	Hunter PHINNEY	JR	10:11.89	3/31
181	Anthony PANE	JR	10:35.30	3/31

<b>11</b>	<b>Rose-Hulman</b>	<b>40:45.4</b>
LW: --		average 10:11.37

73	Alton ANSPAUGH	SR	9:55.06	3/30
81	Nathan CIRIACKS	SO	9:57.31	3/30
145	Sean SULLIVAN	JR	10:23.51	3/24
165	Nolan GROSS	SO	10:29.59	3/24

<b>12</b>	<b>George Fox</b>	<b>40:52.2</b>
LW: --		average 10:13.07

64	Colin ATCHISON	SR	9:51.48	3/30
66	Richard BECK	FR	9:51.73	3/30
67	Rylan LARSEN	SO	9:52.43	3/30
--	Johnathan GUISSINGER	FR	11:16.65	3/2

<b>13</b>	<b>Loras</b>	<b>41:01.3</b>
LW: --		average 10:15.34

59	Logan HAYES	SO	9:50.14	3/28
106	Jake TILL	JR	10:08.22	3/28
108	Tyler HAVENS	SO	10:09.31	3/28
224	Nathan VAIL	FR	10:53.67	3/28

<b>14</b>	<b>Occidental</b>	<b>41:02.5</b>
LW: --		average 10:15.63

78	Ty HRANEC	SR	9:56.26	3/31
116	Tom ENGLEBERT	SO	10:13.58	3/31
127	Matt PARKER	SR	10:18.36	3/31
177	Ethan HEFFERNAN	JR	10:34.33	3/31

<b>15</b>	<b>Oglethorpe</b>	<b>41:08.5</b>
LW: --		average 10:17.14

10	Jacob HADDEN	FR	9:32.39	3/23
125	Jonathan VERNON	SO	10:18.07	3/23
175	Alex ARAYA	FR	10:33.56	3/23
205	Slater GUEVARA	FR	10:44.56	3/30

<b>16</b>	<b>Baldwin Wallace</b>	<b>41:53.0</b>
LW: --		average 10:28.27

40	Josh HICKMOTT	FR	9:43.78	3/23
156	Spencer ROBERTS	FR	10:25.78	3/30
208	Dylan TANNER	SR	10:45.83	3/23
230	Larry SALERNO	FR	10:57.69	3/23



## 2018 Outdoor Track &amp; Field, Week #1

## Men's 5000 Meters

<b>1</b>	<b>Pomona-Pitzer</b>	<b>59:47.0</b>
LW: --		average 14:56.76

2	Andy REISCHLING	JR	14:23.87	3/10
39	Ethan ASHBY	FR	15:04.63	3/10
42	Adin BECKER	SO	15:06.02	3/10
71	Owen WOO	FR	15:12.54	3/10

<b>2</b>	<b>Williams</b>	<b>59:57.3</b>
LW: --		average 14:59.33

15	Ben DECKER	SR	14:51.88	3/31
25	Will MCGOVERN	SO	14:57.22	3/24
26	Ryan COX	SO	14:58.64	3/24
54	Mitchell MORRIS	JR	15:09.59	3/24

<b>3</b>	<b>Christopher Newport</b>	<b>1:0:03.</b>
LW: --		average 15:00.77

5	Jeffrey DOVER	JR	14:35.06	3/31
43	Daniel CRETNEY	SO	15:06.13	3/31
60	Joseph LIGHTBODY	SO	15:10.67	3/16
66	Peyton ARTZ	JR	15:11.24	3/16

<b>4</b>	<b>Middlebury</b>	<b>1:0:03.</b>
LW: --		average 15:00.89

13	Connor EVANS	JR	14:50.96	3/24
21	Harrison KNOWLTON	JR	14:56.41	3/24
35	Matt D'AQUILA	FR	15:02.62	3/24
75	Theo HENDERSON	SO	15:13.56	3/24

<b>5</b>	<b>Rhodes</b>	<b>1:0:11.</b>
LW: --		average 15:02.93

6	Spencer FIELDS	JR	14:35.72	3/31
41	Ryan PHILLIPS	SR	15:05.02	3/31
65	Dominic VOEHLER	JR	15:11.03	3/16
96	Benjamin FREEMAN	SO	15:19.95	3/16

<b>6</b>	<b>Haverford</b>	<b>1:0:21.</b>
LW: --		average 15:05.31

9	Greg MORGAN	JR	14:37.02	3/30
32	Marcelo JAUREGUI-VOLPE	SR	15:00.35	3/30
94	Lincoln SATTERTHWAITE	SR	15:19.90	3/30
118	James BARKER	SO	15:23.97	3/30

<b>7</b>	<b>Washington (Mo.)</b>	<b>1:0:22.</b>
LW: --		average 15:05.53

11	Kirby SIMON	SR	14:45.21	3/31
30	Joe STOVER	FR	14:59.50	3/31
72	Noah TRIMARK	SO	15:12.64	3/31
120	Chas WARDEN	JR	15:24.76	3/31

<b>8</b>	<b>Loras</b>	<b>1:0:28.</b>
LW: --		average 15:07.06

4	Mason TOPE	SR	14:34.73	3/28
56	Timothy SEVCIK	SR	15:09.90	3/28
61	Justin ADAMS	JR	15:10.69	3/28
160	Preston KAUDER	JR	15:32.91	3/28

<b>9</b>	<b>Johns Hopkins</b>	<b>1:0:32.</b>
LW: --		average 15:08.18

24	Oliver HICKSON	JR	14:57.15	3/30
45	Connor DELAHANTY	FR	15:07.39	3/30
76	Louis LEVINE	SR	15:13.67	3/30
79	Alex GLAVIN	SO	15:14.50	3/30

<b>10</b>	<b>Rowan</b>	<b>1:0:35.</b>
LW: --		average 15:08.79

14	Kevin VELTRE	SR	14:51.13	3/30
20	Dan HENRY	JR	14:56.09	3/30
44	Nick NOCCO	SR	15:07.19	3/30
211	Alec TRAPANI	SR	15:40.75	3/30

<b>11</b>	<b>Claremont-Mudd-Scrip</b>	<b>1:0:36.</b>
LW: --		average 15:09.16

1	Thomas D'ANIERI	SO	14:21.04	3/10
37	Ben ITEN	JR	15:04.08	3/10
179	Charlie HARRIS	JR	15:35.05	3/3
189	Stevie STEINBERG	FR	15:36.48	3/10

<b>12</b>	<b>John Carroll</b>	<b>1:0:42.</b>
LW: --		average 15:10.63

8	Matt ANDREWS	SR	14:36.07	3/31
12	Kyle MONAHAN	JR	14:49.36	3/31
180	Jamie DAILEY	FR	15:35.07	3/31
217	Jake DARBY	FR	15:42.02	3/31

<b>13</b>	<b>Carnegie Mellon</b>	<b>1:0:43.</b>
LW: --		average 15:10.84

47	George HARTER	JR	15:07.82	3/16
50	Jared MOORE	JR	15:08.82	3/16
67	Matthew KAREE	FR	15:11.60	3/16
83	Kevin CORY	JR	15:15.10	3/16

<b>14</b>	<b>DePauw</b>	<b>1:0:50.</b>
LW: --		average 15:12.53

19	Polo BURGUETE	SR	14:55.77	3/17
46	Cole MARTIN	SO	15:07.40	3/17
114	Zach BATT	JR	15:23.20	3/17
116	Nick MESZAROS	SR	15:23.75	3/17

<b>15</b>	<b>Rose-Hulman</b>	<b>1:0:59.</b>
LW: --		average 15:14.88

52	Matthew STEVENOT	SO	15:09.15	3/17
74	Walt DEARING	SR	15:13.49	3/17
87	Matt HILL	SR	15:16.69	3/30
97	Alton ANSPAUGH	SR	15:20.17	3/17

<b>16</b>	<b>York (Pa.)</b>	<b>1:1:05.</b>
LW: --		average 15:16.28

23	Alex SMITH	SR	14:56.87	3/28
55	Grant DELL	SR	15:09.67	3/28
130	Jake O'NEILL	FR	15:26.92	3/28
150	Drew ALANSKY	FR	15:31.68	3/28



# 2018 Outdoor Track & Field, Week #1

## Men's 10,000 Meters

<b>1</b>	<b>North Central (Ill.)</b>	<b>2:0:02.</b>
LW: --		average 30:00.64

1	Dhruvil PATEL	JR	29:52.83	3/31
2	Matthew NORVELL	JR	30:02.05	3/31
3	Nolan MCKENNA	JR	30:03.68	3/31
4	AI BALDONADO	SO	30:04.01	3/31

<b>2</b>	<b>Pomona-Pitzer</b>	<b>2:5:46.</b>
LW: --		average 31:26.62

8	Andy REISCHLING	JR	30:28.99	3/30
13	Adin BECKER	SO	31:15.59	3/30
18	Owen WOO	FR	31:41.75	3/30
36	Nathan STRINGHAM	SO	32:20.13	3/30

<b>3</b>	<b>Messiah</b>	<b>2:9:53.</b>
LW: --		average 32:28.36

38	Kirk MUMMERT	JR	32:22.31	3/30
39	Kyler SHEA	FR	32:23.71	3/30
40	Nate ROMBERGER	FR	32:24.25	3/30
53	Zachary LOFTIES	JR	32:43.16	3/30

<b>4</b>	<b>Tufts</b>	<b>2:10:22</b>
LW: --		average 32:35.63

32	Dylan JONES	JR	32:14.41	3/31
34	Andrew DOHERTY MUNRO	JR	32:18.07	3/31
58	Michael CARNAVOS	SO	32:53.79	3/31
62	Patrick NERO	FR	32:56.25	3/31

<b>5</b>	<b>John Carroll</b>	<b>2:12:25</b>
LW: --		average 33:06.40

43	Ross MARTIN	SR	32:29.36	3/31
46	Matt HALLGARTH	SO	32:33.77	3/31
102	Jack KAWALEC	SO	33:40.19	3/31
104	Matt THOMAS	SO	33:42.27	3/31

<b>6</b>	<b>Geneva</b>	<b>2:12:58</b>
LW: --		average 33:14.62

22	Josh DUFFIE	JR	32:01.25	3/24
64	Clay SMITH	SR	33:02.27	3/24
69	Andrew DOMENCIC	JR	33:08.21	3/24
147	Brandon RACINE	SO	34:46.77	3/9

<b>7</b>	<b>Brockport</b>	<b>2:13:05</b>
LW: --		average 33:16.41

50	Andrew DAVIS	JR	32:40.19	3/31
89	Gerard CONNELLY	SO	33:22.75	3/31
90	Dylan BRICKNER	SR	33:24.35	3/31
100	Sharif JARVIS	SO	33:38.36	3/31

<b>8</b>	<b>Widener</b>	<b>2:13:34</b>
LW: --		average 33:23.72

6	Will MCDERMOTT	SR	30:13.41	3/30
103	Tyler HELLMIG	SR	33:40.62	3/30
134	Nathaniel PIEKOS	SO	34:28.50	3/30
166	William DONOVAN	FR	35:12.37	3/30

<b>9</b>	<b>Whitworth</b>	<b>2:14:41</b>
LW: --		average 33:40.36

45	Come NZIBAREGA	SO	32:31.05	3/3
61	Grant BINGHAM	SR	32:55.03	3/3
130	Matthew CREAGAN	FR	34:24.32	3/3
150	Gabriel MEEK	SO	34:51.03	3/3

<b>10</b>	<b>DeSales</b>	<b>2:16:51</b>
LW: --		average 34:12.83

30	Gabe LAMM	JR	32:12.57	3/16
75	William SUMMERS	FR	33:10.78	3/16
113	Brendan FOX	JR	34:04.95	3/16
202	Nick JARA	SR	37:23.02	3/16

<b>11</b>	<b>Roanoke</b>	<b>2:17:00</b>
LW: --		average 34:15.09

66	Howard DANIELS	SR	33:05.64	3/16
108	Devyn HERON	FR	33:51.42	3/16
133	Tyler BARRETT	SO	34:27.68	3/16
176	Tim SHAY	JR	35:35.63	3/16

<b>12</b>	<b>Oglethorpe</b>	<b>2:18:25</b>
LW: --		average 34:36.44

106	Mateo VILLA	SO	33:46.01	3/23
128	Bill LESTER	FR	34:22.60	3/23
140	Nicholas BERARDI	SO	34:37.85	3/23
179	Nicholas EVANS	SO	35:39.29	3/23

<b>13</b>	<b>Saint Vincent</b>	<b>2:18:50</b>
LW: --		average 34:42.68

126	Kevin AUGUSTINE	SR	34:20.02	3/24
144	Jake MERCER	SO	34:44.83	3/24
145	Josiah STICKLES	JR	34:44.89	3/24
157	Nick LEE	JR	35:00.97	3/24

<b>14</b>	<b>Berry</b>	<b>2:21:31</b>
LW: --		average 35:22.99

151	Parker ROBERTS	SO	34:51.20	3/23
169	Cameron BENSLEY	FR	35:23.71	3/23
174	Andy BUTZOW	FR	35:34.58	3/23
181	Cam MALLETT	SO	35:42.48	3/15





## 2018 Outdoor Track &amp; Field, Week #1

## Men's 110 Meter Hurdles

<b>1</b>	<b>Texas Lutheran</b>	<b>1:02.39</b>
LW: --		average 15.60
7	Paris FOSTER	SO 14.66w (2.5) 3/23
76	Jonathan HILMAN	SR 15.74w (3.1) 3/23
87	Travis ROBERTS	SO 15.82w (3.1) 3/23
131	Nathaniel HOWELL	FR 16.17w (2.2) 3/15

<b>2</b>	<b>George Fox</b>	<b>1:02.49</b>
LW: --		average 15.62
36	Brock ROGERS	FR 15.43 (0.0) 3/10
56	Cody WEBB	FR 15.63 (-1.3) 3/31
70	Jon PROCTOR	SR 15.71 (0.0) 3/22
74	Gabriel LUCKEY	SR 15.72 (-0.4) 3/17

<b>3</b>	<b>Wabash</b>	<b>1:03.08</b>
LW: --		average 15.77
21	RaShawn JONES	SO 15.10 (1.4) 3/30
68	Satchel BURTON	SO 15.70 (1.0) 3/30
93	Josh WIGGINS	FR 15.90 (1.0) 3/30
159	Angus EDMUNDSON	FR 16.38w (2.3) 3/24

<b>4</b>	<b>SUNY Cortland</b>	<b>1:03.15</b>
LW: --		average 15.79
20	Storm MALONE	FR 15.02 (-1.0) 3/30
44	Micheal OUTING	SO 15.50 (-1.0) 3/30
121	Easton REAGAN	FR 16.10 (-1.0) 3/30
180	Isaiah BROOKS	FR 16.53 (-0.9) 3/30

<b>5</b>	<b>Mount Union</b>	<b>1:03.34</b>
LW: --		average 15.84
7	Mason PLANT	SO 14.66 (-0.3) 3/30
91	Malik BRITT	FR 15.87 (1.5) 3/30
105	Adam WHITE	FR 16.01 (1.5) 3/30
211	Jermaine FRANCIS	SO 16.80 (-0.3) 3/30

<b>6</b>	<b>Christopher Newport</b>	<b>1:03.85</b>
LW: --		average 15.96
14	Ryan SCOTT	SR 14.87 (1.4) 3/23
25	Lewis FOLLI	SR 15.19 (-1.9) 3/31
102	Hunter SUTLIFF	SR 15.98 (-0.2) 3/23
--	Samuel AKERS	FR 17.81 (-1.9) 3/31

<b>7</b>	<b>Wittenberg</b>	<b>1:03.99</b>
LW: --		average 16.00
50	Tyler GITTINS	SR 15.56 (1.4) 3/23
79	Kyle FARNBAUCH	JR 15.76 (-1.4) 3/23
92	Marcus O'NEAL	SO 15.88 (1.4) 3/23
210	Garrin BACHINSKI	SO 16.79 (-0.2) 3/23

<b>8</b>	<b>RIT</b>	<b>1:04.34</b>
LW: --		average 16.09
23	Daniel GIULIANO	SO 15.14w (3.7) 3/31
35	Max GLOSKEY	FR 15.42w (3.7) 3/31
209	Dustin VAN KIRK	FR 16.78w (2.1) 3/31
228	Cullen SULLIVAN	FR 17.00w (2.9) 3/31

<b>9</b>	<b>Redlands</b>	<b>1:04.35</b>
LW: --		average 16.09
53	Afari LA-ANYANE	SR 15.61 (-1.6) 3/3
90	Andrew CLARK	FR 15.86w (2.5) 3/16
162	John PEASE	JR 16.40 (-1.2) 3/31
175	Jason WATERS	FR 16.48 (-1.1) 3/31

<b>10</b>	<b>Case Western Reserve</b>	<b>1:04.49</b>
LW: --		average 16.12
27	Grant MLACK	SR 15.20 (1.9) 3/23
58	Dominic ODDO	SO 15.64 (1.8) 3/30
195	Jordan BUTLER	FR 16.66 (0.1) 3/16
227	Mitchell WEBB	SO 16.99 (1.9) 3/23

<b>11</b>	<b>WPI</b>	<b>1:04.71</b>
LW: --		average 16.18
50	Oliver THOMAS	FR 15.56 (-2.2) 3/31
79	Fabian GAZIANO	SO 15.76 (-0.6) 3/31
140	Mark BRAY	FR 16.25 (0.0) 3/31
247	Quinton SCHIMMEL	SO 17.14 (-0.6) 3/31

<b>12</b>	<b>Calvin</b>	<b>1:04.76</b>
LW: --		average 16.19
70	Alex WILLIAMS	JR 15.71 (0.9) 3/29
140	Chase ROHRER	SR 16.25 (0.9) 3/29
148	David BYL	FR 16.28 (0.5) 3/29
177	Jeremiah STOUT	SR 16.52 (0.9) 3/29

<b>13</b>	<b>St. Lawrence</b>	<b>1:04.88</b>
LW: --		average 16.22
70	Nathaniel STOWE	JR 15.71w (3.1) 3/31
120	Max LAUTENBERG	FR 16.08w (3.1) 3/31
156	Mark JANNINI	JR 16.36w (3.1) 3/31
206	Elijah ALLMAN	FR 16.73w (3.1) 3/31

<b>14</b>	<b>Whitworth</b>	<b>1:04.94</b>
LW: --		average 16.24
46	John-Robert WOOLLEY	SR 15.53 (-1.2) 3/31
137	Nicholas MCGILL	SO 16.23 (-1.2) 3/31
138	Joseph TINGSTAD	FR 16.24 (0.0) 3/3
222	Jackson HOPE	SO 16.94 (0.0) 3/17

<b>15</b>	<b>Middlebury</b>	<b>1:05.70</b>
LW: --		average 16.43
96	Tyler FARRELL	SR 15.93 (0.3) 3/31
168	Jonathan FISHER	SO 16.43 (2.0) 3/24
191	Munya MUNYATI	SO 16.62w (2.5) 3/24
205	Nathaniel DURFEE	SR 16.72 (-1.3) 3/31

<b>16</b>	<b>Centre</b>	<b>1:05.88</b>
LW: --		average 16.47
108	Patrick GAGO	FR 16.03w (3.6) 3/16
111	Thomas JORDAN	FR 16.04w (3.6) 3/16
182	Thomas BURKEY	SO 16.54 (1.7) 3/16
--	Jake PFALLER	FR 17.27 (-2.2) 3/31



## 2018 Outdoor Track &amp; Field, Week #1

## Men's 400 Meter Hurdles

<b>1</b>	<b>Wartburg</b>	<b>3:44.50</b>
LW: --		average 56.13
15	Dallas WRIGHT	FR 54.36 3/28
47	Riley BARRETT	FR 56.25 3/28
48	Dillon DEMOTT	SR 56.26 3/28
84	Eli BARRETT	FR 57.63 3/28

<b>2</b>	<b>Augustana (Ill.)</b>	<b>3:44.98</b>
LW: --		average 56.25
6	Josh YAMAMOTO	SR 53.08 3/29
12	Clayton SOMMERS	JR 54.21 3/29
135	Riley SMITH	FR 58.82 3/29
138	Nic CERVANTES	SO 58.87 3/29

<b>3</b>	<b>Tufts</b>	<b>3:47.94</b>
LW: --		average 56.99
3	Andrew DIMAITI	SR 52.95 3/24
66	Billy WITROCK	SO 56.99 3/24
92	Henry HINTERMEISTER	JR 57.87 3/31
191	Avery BARNES	FR 1:00.13 3/24

<b>4</b>	<b>SUNY Cortland</b>	<b>3:48.17</b>
LW: --		average 57.04
39	Austen JOHNSON	JR 56.10 3/30
43	Adam PERILLI	FR 56.19 3/30
56	Noah SERRETTE	SO 56.78 3/30
153	Jonny POLO RANKIN	FR 59.10 3/30

<b>5</b>	<b>Middlebury</b>	<b>3:48.81</b>
LW: --		average 57.20
32	Tyler FARRELL	SR 55.66 3/24
49	Jonathan FISHER	SO 56.27 3/31
73	Paul MALLOY	SR 57.17 3/31
177	Griffin KNAPP	FR 59.71 3/31

<b>6</b>	<b>Stockton</b>	<b>3:49.61</b>
LW: --		average 57.40
20	Olivier PAUL	FR 54.97 3/31
94	Omar DOGBEY	SR 57.89 3/31
111	Mark CHERY	SO 58.37 3/31
112	Brenden O'BRIEN	FR 58.38 3/31

<b>7</b>	<b>Redlands</b>	<b>3:51.70</b>
LW: --		average 57.93
16	Nick BURCHETT	JR 54.61 3/31
81	John PEASE	JR 57.56 3/31
173	Andrew CLARK	FR 59.55 3/31
186	Jason GONSALVES	JR 59.98 3/31

<b>8</b>	<b>Whitworth</b>	<b>3:52.15</b>
LW: --		average 58.04
10	John-Robert WOOLLEY	SR 54.12 3/17
116	Jackson HOPE	SO 58.47 3/17
163	Joseph TINGSTAD	FR 59.37 3/3
193	Jonathan BACKOUS	SR 1:00.19 3/31

<b>9</b>	<b>Hardin-Simmons</b>	<b>3:52.79</b>
LW: --		average 58.20
7	Hasanai CHANRIANG	JR 54.03 3/28
154	Nygel STARLING	FR 59.11 3/23
164	Myles STENNIS	FR 59.40 3/23
197	Jylan BURRIS	JR 1:00.25 3/29

<b>10</b>	<b>Case Western Reserve</b>	<b>3:54.10</b>
LW: --		average 58.53
54	Grant MLACK	SR 56.73 3/16
78	Dominic ODDO	SO 57.52 3/16
159	Jonathan HALING	SO 59.24 3/16
225	Sam JENKINS	SO 1:00.61 3/30

<b>11</b>	<b>Loras</b>	<b>3:54.53</b>
LW: --		average 58.63
18	Shamari SCOTT	SO 54.91 3/28
58	Andrew O'NEILL	SR 56.81 3/28
234	Noah SMITH	SO 1:00.83 3/28
--	Isaiah HOPP	SO 1:01.98 3/28

<b>12</b>	<b>Wittenberg</b>	<b>3:55.28</b>
LW: --		average 58.82
28	Tyler GITTINS	SR 55.37 3/30
79	Kyle FARNBAUCH	JR 57.55 3/23
201	Garrin BACHINSKI	SO 1:00.27 3/30
--	Caleb AUSTIN	FR 1:02.09 3/23

<b>13</b>	<b>Wabash</b>	<b>3:56.99</b>
LW: --		average 59.25
127	Luke DOUGHTY	SR 58.64 3/30
134	RaShawn JONES	SO 58.81 3/24
161	Rogeno MALONE	SO 59.33 3/17
195	Josh WIGGINS	FR 1:00.21 3/24

<b>14</b>	<b>Lynchburg</b>	<b>3:57.28</b>
LW: --		average 59.32
22	Kevin MORAN	55.08 3/9
125	Connor CAHILL	SO 58.62 3/23
205	David LOVETTE	FR 1:00.32 3/23
--	Charlie SUTER	1:03.26 3/9

<b>15</b>	<b>Mount Union</b>	<b>3:57.31</b>
LW: --		average 59.33
103	Josiah ROSS	JR 58.27 3/30
122	Mitchell MILEM	SO 58.59 3/30
139	Isaac PHILLIPS	FR 58.89 3/30
--	Ethan GRIFFITH	FR 1:01.56 3/30

<b>16</b>	<b>Hope</b>	<b>3:57.87</b>
LW: --		average 59.47
89	Tucker GIBBONS	JR 57.83 3/29
102	Benjamin PEDERSON	SR 58.13 3/29
130	Joshua IZENBART	SO 58.68 3/16
--	Eddie IP	JR 1:03.23 3/16



## 2018 Outdoor Track &amp; Field, Week #1

## Men's High Jump

<b>1</b>	<b>Rowan</b>	<b>8.05m</b>	<b>26-5</b>		
LW: --		<i>average 2.01m</i>	6-7%		
3	Jeffrey Jon TUCKER	SR 2.10m	6-10%	3/15	
6	Harrison ESCOFFERY	SR 2.05m	6-8%	3/15	
11	Jason THOUBOURNE	FR 2.00m	6-6%	3/15	
51	Earnest DANIEL	FR 1.90m	6-2%	3/15	
<b>2</b>	<b>George Fox</b>	<b>7.68m</b>	<b>25-2¼</b>		
LW: --		<i>average 1.92m</i>	6-3½		
5	Jacoby WOLFE	JR 2.07m	6-9½	3/22	
69	Alex CANCHOLA	SR 1.89m	6-2%	3/22	
69	Bryant WOOD	FR 1.89m	6-2%	3/17	
112	Jon PROCTOR	SR 1.83m	6-0	3/22	
<b>3</b>	<b>Hope</b>	<b>7.56m</b>	<b>24-9½</b>		
LW: --		<i>average 1.89m</i>	6-2%		
26	Joshua IZENBART	SO 1.95m	6-4%	3/23	
34	Brandon MAURICE	SO 1.93m	6-4	3/16	
73	Ethan LARSON	FR 1.88m	6-2	3/16	
141	Jared LOWE	FR 1.80m	5-10%	3/23	
<b>4</b>	<b>Stockton</b>	<b>7.33m</b>	<b>24-½</b>		
LW: --		<i>average 1.83m</i>	6-0		
44	James BOWBLISS	SO 1.92m	6-3½	3/31	
88	Donavan BRYAN-FRANK	SO 1.87m	6-1½	3/31	
128	Hunter DALY	FR 1.82m	5-11½	3/31	
214	Mathew MILLER	FR 1.72m	5-7%	3/31	
<b>4</b>	<b>Washington and Lee</b>	<b>7.33m</b>	<b>24-½</b>		
LW: --		<i>average 1.83m</i>	6-0		
69	Jack TEAGLE	FR 1.89m	6-2%	3/16	
109	Davis TURNER	SR 1.84m	6-½	3/16	
128	Ellis ROBINSON	FR 1.82m	5-11½	3/31	
166	Dan KUNTZ	FR 1.78m	5-10	3/23	
<b>6</b>	<b>Case Western Reserve</b>	<b>7.24m</b>	<b>23-9</b>		
LW: --		<i>average 1.81m</i>	5-11%		
34	Jordan BUTLER	FR 1.93m	6-4	3/23	
109	Kai FLETCHER	FR 1.84m	6-½	3/16	
163	Dominic ODDO	SO 1.79m	5-10%	3/16	
--	Sam GUADAGNINO	SR 1.68m	5-6	3/23	
<b>7</b>	<b>Carnegie Mellon</b>	<b>7.23m</b>	<b>23-8½</b>		
LW: --		<i>average 1.81m</i>	5-11		
33	Reed FARBER	JR 1.94m	6-4%	3/16	
141	Matthew SLOAN	FR 1.80m	5-10%	3/31	
141	Cameron SMITH	SR 1.80m	5-10%	3/31	
245	Tanguy DAUPHIN	SR 1.69m	5-6½	3/16	
<b>8</b>	<b>Williams</b>	<b>7.18m</b>	<b>23-6¾</b>		
LW: --		<i>average 1.80m</i>	5-10%		
51	Ian KAGAME	JR 1.90m	6-2%	3/31	
141	James DUNIVAN	JR 1.80m	5-10%	3/31	
177	Tommy RILEY	SR 1.77m	5-9%	3/22	
223	Tobias MUELLERS	SR 1.71m	5-7%	3/22	
<b>9</b>	<b>La Verne</b>	<b>7.14m</b>	<b>23-5</b>		
LW: --		<i>average 1.79m</i>	5-10%		
34	Anthony HAMILTON	FR 1.93m	6-4	3/24	
92	Nicholas FREEMAN	FR 1.86m	6-1%	3/31	
227	Hunter POWERS	JR 1.70m	5-7	3/16	
--	Quintus ALTON	FR 1.65m	5-5	3/16	
<b>10</b>	<b>Augustana (Ill.)</b>	<b>7.10m</b>	<b>23-3½</b>		
LW: --		<i>average 1.78m</i>	5-9%		
51	Ryan THORNTON	FR 1.90m	6-2%	3/29	
184	Tyler BURNS	JR 1.75m	5-8%	3/29	
184	Gage SEARS	JR 1.75m	5-8%	3/29	
227	Sean SHEEHAN	FR 1.70m	5-7	3/29	
<b>11</b>	<b>Willamette</b>	<b>7.05m</b>	<b>23-1½</b>		
LW: --		<i>average 1.76m</i>	5-9%		
92	Elijah CROCKETT	SO 1.86m	6-1%	3/10	
137	Brian PECK	SO 1.81m	5-11%	3/15	
184	Keaton BECKMANN	FR 1.75m	5-8%	3/15	
--	Riley BURTON	SO 1.63m	5-4%	3/15	
<b>12</b>	<b>Nichols</b>	<b>6.83m</b>	<b>22-4¾</b>		
LW: --		<i>average 1.71m</i>	5-7%		
44	Jim TERAU	SO 1.92m	6-3%	3/31	
128	Judeson ORVIL	SO 1.82m	5-11½	3/31	
--	Brian BUCKLEY	JR 1.57m	5-1%	3/31	
--	Tyler COOK	FR 1.52m	4-11%	3/31	



## 2018 Outdoor Track &amp; Field, Week #1

## Men's Pole Vault

<b>1</b>	<b>Claremont-Mudd-Scrip</b>	<b>17.25m</b>	<b>56-7</b>
LW: --		<i>average 4.31m</i>	<i>14-1%</i>
14	Michael WAGENVELD	JR	4.60m 15-1 3/31
19	Walker QUINN	SO	4.55m 14-11 3/16
55	Jackson COONEY	SR	4.25m 13-11% 3/3
116	Fernando FERNANDEZ	JR	3.85m 12-7% 3/31

<b>2</b>	<b>LeTourneau</b>	<b>17.00m</b>	<b>55-9¼</b>
LW: --		<i>average 4.25m</i>	<i>13-11%</i>
10	Austin PARRISH	FR	4.70m 15-5 3/10
10	Alex HINDMAN	FR	4.70m 15-5 3/10
55	Cole IRONSIDE	FR	4.25m 13-11% 3/24
215	Arvin HRUSHKA	FR	3.35m 10-11% 3/24

<b>3</b>	<b>Whitworth</b>	<b>15.92m</b>	<b>52-2¾</b>
LW: --		<i>average 3.98m</i>	<i>13-¾</i>
55	Nathanael DROTTS	SO	4.25m 13-11% 3/3
55	Travis HERRERA	FR	4.25m 13-11% 3/3
116	Yang XU	FR	3.85m 12-7% 3/22
184	Nicholas MCGILL	SO	3.57m 11-8% 3/17

<b>4</b>	<b>Middlebury</b>	<b>15.65m</b>	<b>51-4</b>
LW: --		<i>average 3.91m</i>	<i>12-10</i>
26	John NATALONE	JR	4.50m 14-9 3/24
69	Nate ALBERS	SO	4.15m 13-7% 3/31
191	Sabian EDOUARD	FR	3.50m 11-5% 3/24
191	Robert CASSIDY	JR	3.50m 11-5% 3/24

<b>5</b>	<b>George Fox</b>	<b>15.50m</b>	<b>50-10¼</b>
LW: --		<i>average 3.88m</i>	<i>12-8½</i>
37	Chris GRAY	JR	4.40m 14-5% 3/22
136	Alex CANCHOLA	SR	3.80m 12-5% 3/2
160	Jon PROCTOR	SR	3.65m 11-11% 3/2
160	Emerson BEROSIK	SO	3.65m 11-11% 3/2

<b>6</b>	 <b>Calvin</b>	<b>15.35m</b>	<b>50-4¼</b>
LW: --		<i>average 3.84m</i>	<i>12-7</i>
34	Jacob STOUT	SR	4.41m 14-5% 3/23
79	Jonathan WALT	SO	4.10m 13-5% 3/29
136	Devin SCHWEIGERT	SR	3.80m 12-5% 3/29
243	Christopher VISSER	SO	3.04m 9-11% 3/23

<b>7</b>	 <b>York (Pa.)</b>	<b>15.15m</b>	<b>49-8½</b>
LW: --		<i>average 3.79m</i>	<i>12-5</i>
86	Trevor JOSEPH	FR	4.05m 13-3% 3/28
111	Darris RODRIGUES	SR	3.90m 12-9% 3/28
178	Michael RICHARDSON	SO	3.60m 11-9% 3/28
178	Brandon TOCKET	JR	3.60m 11-9% 3/28

<b>8</b>	<b>Case Western Reserve</b>	<b>15.13m</b>	<b>49-7½</b>
LW: --		<i>average 3.78m</i>	<i>12-4%</i>
127	David PRIGG	JR	3.82m 12-6% 3/30
127	Ryan BURNS	FR	3.82m 12-6% 3/30
127	Andrew ZAPOR	SR	3.82m 12-6% 3/30
158	Reuben DOCKERY	SO	3.67m 12-½ 3/30

<b>9</b>	<b>Utica</b>	<b>14.83m</b>	<b>48-7¾</b>
LW: --		<i>average 3.71m</i>	<i>12-2</i>
98	Christopher FISK	SO	3.97m 13-¾ 3/31
127	Patrick FITZGERALD	JR	3.82m 12-6% 3/31
127	Chase PECORARO	SO	3.82m 12-6% 3/31
233	Hunter HENDRICKS	FR	3.22m 10-6% 3/31



## 2018 Outdoor Track &amp; Field, Week #1

## Men's Long Jump

<b>1</b>	<b>Rowan</b>	<b>26.68m</b>	<b>87-6½</b>
LW: --		<i>average 6.67m</i>	<i>21-10¾</i>
16	Jason THOUBOURNE	FR 6.81m	22-4¼ (0.6) 3/30
22	Jeffrey Jon TUCKER	SR 6.71mw	22-¾ (3.0) 3/15
35	John OWENS	FR 6.62m	21-8¾ (0.0) 3/30
54	Earnest DANIEL	FR 6.54m	21-5½ (0.7) 3/30

<b>2</b>	<b>La Verne</b>	<b>26.65m</b>	<b>87-5¼</b>
LW: --		<i>average 6.66m</i>	<i>21-10½</i>
8	Kyle AMBAT	JR 6.94m	22-9¼ (1.4) 3/31
22	Anthony CARTER	JR 6.71m	22-¾ (1.2) 3/31
26	Nicholas FREEMAN	FR 6.70m	21-11¼ (0.3) 3/31
129	Anthony HAMILTON	FR 6.30m	20-8 (-1.7) 3/31

<b>3</b>	<b>Trinity (Texas)</b>	<b>26.18m</b>	<b>85-10¾</b>
LW: --		<i>average 6.55m</i>	<i>21-5¾</i>
2	Cody HALL	SR 7.24m	23-9 (1.5) 3/31
97	Naim BARNETT	FR 6.38mw	20-11¼ (3.5) 3/31
103	Griffin LAY	SO 6.37mw	20-10¼ (3.2) 3/23
171	Ezra CHAPOLA	FR 6.19mw	20-3¾ (2.3) 3/31

<b>4</b>	<b>George Fox</b>	<b>26.03m</b>	<b>85-5</b>
LW: --		<i>average 6.51m</i>	<i>21-4¾</i>
10	Alex CANCHOLA	SR 6.86m	22-6¼ (1.0) 3/22
55	Berkley HILL	FR 6.53m	21-5¼ (1.6) 3/31
103	Noah LAMADRID	JR 6.37m	20-10¼ (1.4) 3/22
142	Brock ROGERS	FR 6.27m	20-7 (0.0) 3/22

<b>5</b>	<b>Tufts</b>	<b>25.86m</b>	<b>84-10¼</b>
LW: --		<i>average 6.47m</i>	<i>21-2¾</i>
36	James GREGOIRE	JR 6.60m	21-8 (1.0) 3/31
45	Matthew MANTEIGA	FR 6.56m	21-6¼ (1.3) 3/31
79	Stefan DUVIVIER	SR 6.45m	21-2 (1.5) 3/31
152	Avery BARNES	FR 6.25m	20-6¼ (-1.3) 3/24

<b>6</b>	<b>Salisbury</b>	<b>25.68m</b>	<b>84-3</b>
LW: --		<i>average 6.42m</i>	<i>21-¾</i>
27	Jeffrey MCINNIS	SO 6.69mw	21-11¼ (2.8) 3/15
64	Chis LEBY	SO 6.50mw	21-4 (3.5) 3/31
90	Matthew ADEDEJI	SR 6.41mw	21-½ (2.3) 3/31
226	Donovan BECKETT-SIMMS	FR 6.08m	19-11¼ (0.5) 3/15

<b>7</b>	<b>Occidental</b>	<b>25.33m</b>	<b>83-1¼</b>
LW: --		<i>average 6.33m</i>	<i>20-9¾</i>
14	Chris TORIBIO	JR 6.83m	22-5 (0.8) 3/31
65	Eric LOOBY	FR 6.49mw	21-3¾ (2.4) 3/10
216	X NELSON-ROWNTREE	SO 6.09m	19-11¼ (0.5) 3/31
--	S FEINGOLD-GARDNER	FR 5.92m	19-5¼ (-0.5) 3/31

<b>8</b>	<b>Pomona-Pitzer</b>	<b>25.28m</b>	<b>82-11¼</b>
LW: --		<i>average 6.32m</i>	<i>20-9</i>
10	Ethan HARDACRE	SO 6.86m	22-6¼ (-0.8) 3/31
103	Lucas WHITE MOON	SO 6.37m	20-10¼ (1.1) 3/3
129	Cal NEIKIRK	JR 6.30m	20-8 (0.0) 3/3
--	Thomas CAREY	FR 5.75m	18-10¼ (1.1) 3/31

<b>9</b>	<b>Hendrix</b>	<b>25.25m</b>	<b>82-10¼</b>
LW: --		<i>average 6.31m</i>	<i>20-8¾</i>
13	Michael SPAINHOUR	JR 6.85m	22-5¼ (0.0) 3/2
38	Levi JONES	FR 6.59mw	21-7¼ (3.2) 3/16
--	Sam BYRD	JR 5.91m	19-4¼ (1.1) 3/16
--	Tucker PRATT	SO 5.90mw	19-4¼ (3.0) 3/16

<b>10</b>	<b>Redlands</b>	<b>25.05m</b>	<b>82-2¼</b>
LW: --		<i>average 6.26m</i>	<i>20-6¾</i>
33	Mykel CAMPOS	SO 6.63m	21-9 (1.0) 3/31
93	Wyatt PANNABECKER	SR 6.40m	21-0 (-1.0) 3/3
97	Mason FERRER	FR 6.38m	20-11¼ (0.4) 3/31
--	Afari LA-ANYANE	SR 5.64m	18-6 (0.0) 3/16

<b>11</b>	<b>Rose-Hulman</b>	<b>24.99m</b>	<b>82-0</b>
LW: --		<i>average 6.25m</i>	<i>20-6</i>
30	Trey SYKES	JR 6.66m	21-10¼ (0.0) 3/30
135	Jacob BACK	FR 6.28m	20-7¼ (0.0) 3/17
187	David GONCHAROV	FR 6.15m	20-2¼ (0.0) 3/24
--	Geoffrey COHEN	FR 5.90m	19-4¼ (0.0) 3/17

<b>12</b>	<b>Case Western Reserve</b>	<b>24.93m</b>	<b>81-9½</b>
LW: --		<i>average 6.23m</i>	<i>20-5¾</i>
55	Zak HURD	SR 6.53m	21-5¼ (1.4) 3/23
89	Dominic ODDO	SO 6.42m	21-¾ (1.3) 3/30
208	Jordan BUTLER	FR 6.11m	20-½ (1.0) 3/30
--	Ananth SURESH	JR 5.87m	19-3¼ (0.2) 3/23

<b>13</b>	<b>Pacific (Ore.)</b>	<b>24.88m</b>	<b>81-7½</b>
LW: --		<i>average 6.22m</i>	<i>20-5</i>
73	Chris BUTCHER	FR 6.46m	21-2¼ (-1.0) 3/2
122	Keegan JONES	SO 6.31m	20-8½ (0.0) 3/16
135	Naom BASS	FR 6.28m	20-7¼ (0.6) 3/10
--	Namaka PARK	FR 5.83m	19-1½ (0.0) 3/16

<b>14</b>	<b>St. Lawrence</b>	<b>24.85m</b>	<b>81-6½</b>
LW: --		<i>average 6.21m</i>	<i>20-4¾</i>
18	Gordon WHITE	SR 6.79mw	22-3¾ (3.8) 3/31
191	Taylor BOUCHARD	SR 6.14mw	20-1¼ (3.6) 3/31
249	Andrew BRUSH	JR 6.01mw	19-8¾ (3.6) 3/31
--	Max LAUTENBERG	FR 5.91m	19-4¼ (2.0) 3/31

<b>15</b>	<b>Ohio Wesleyan</b>	<b>24.85m</b>	<b>81-6½</b>
LW: --		<i>average 6.21m</i>	<i>20-4¾</i>
117	Nate MINIC	FR 6.32m	20-9 (1.4) 3/23
122	Delontaye MORROW	JR 6.31m	20-8½ (1.9) 3/23
197	Alex BARRETT	FR 6.13mw	20-1¼ (3.2) 3/31
216	Clay CHENEY	FR 6.09mw	19-11¼ (3.2) 3/31

<b>16</b>	<b>Carnegie Mellon</b>	<b>24.84m</b>	<b>81-6</b>
LW: --		<i>average 6.21m</i>	<i>20-4¾</i>
73	Rai WALTERS	SO 6.46m	21-2¼ (-0.9) 3/16
97	Frederick DAUPHIN	SO 6.38m	20-11¼ (0.1) 3/31
245	Eloy FERNANDEZ	SR 6.02m	19-9 (0.5) 3/31
--	Thomas MANSFIELD	SR 5.98m	19-7½ (1.6) 3/31





## 2018 Outdoor Track &amp; Field, Week #1


## Men's Triple Jump

<b>1</b>	<b>Salisbury</b>		<b>53.65m</b>	<b>176-0</b>
LW: --			<i>average 13.41m</i>	44-0
7	Donovan BECKETT-SIMMS	FR	14.18mw	46-6½ (3.4) 3/15
19	Matthew ADEDEJI	SR	13.80mw	45-3½ (3.9) 3/15
58	Jeffrey MCINNIS	SO	13.14mw	43-1½ (2.4) 3/15
138	Chis LEBY	SO	12.53m	41-1½ (1.9) 3/15

<b>2</b>	<b>Pomona-Pitzer</b>		<b>53.18m</b>	<b>174-5</b>
LW: --			<i>average 13.30m</i>	43-7½
11	Ethan HARDACRE	SO	14.05m	46-1¼ (0.2) 3/3
53	Cal NEIKIRK	JR	13.23m	43-5 (1.2) 3/3
56	Lucas WHITE MOON	SO	13.21m	43-4¼ (-1.2) 3/24
111	Thomas CAREY	FR	12.69m	41-7¾ (-1.0) 3/24

<b>3</b>	<b>Carnegie Mellon</b>		<b>51.09m</b>	<b>167-7</b>
LW: --			<i>average 12.77m</i>	41-11
66	Frederick DAUPHIN	SO	13.05m	42-9¾ (0.0) 3/16
92	Eloy FERNANDEZ	SR	12.80m	42-0 (0.0) 3/16
111	Reed FARBBER	JR	12.69m	41-7¾ (1.0) 3/31
136	Matthew SLOAN	FR	12.55m	41-2¼ (0.5) 3/31

<b>4</b>	<b>Rose-Hulman</b>		<b>50.69m</b>	<b>166-3</b>
LW: --			<i>average 12.67m</i>	41-7
11	Trey SYKES	JR	14.05m	46-1¼ (0.0) 3/30
72	David GONCHAROV	FR	12.96m	42-6¾ (0.0) 3/17
154	Aaron STARLIN	SR	12.42m	40-9 (0.0) 3/17
--	Geoffrey COHEN	FR	11.26m	36-11½ (0.0) 3/17

<b>5</b>	 <b>Albion</b>		<b>50.56m</b>	<b>165-10</b>
LW: --			<i>average 12.64m</i>	41-5¾
10	Jephte JEAN CLAUDE	JR	14.07m	46-2 (1.1) 3/9
140	Ray ROBINSON	JR	12.52mw	41-1 (2.7) 3/9
200	Trevor KNOWLES	FR	12.08m	39-7¾ (-0.3) 3/9
227	Marcus FREEMAN	FR	11.89m	39-¾ (0.8) 3/9

<b>6</b>	<b>Hope</b>		<b>50.41m</b>	<b>165-4</b>
LW: --			<i>average 12.60m</i>	41-4¾
107	William HENKEL	SR	12.72m	41-8¾ (1.3) 3/29
118	Tucker GIBBONS	JR	12.66m	41-6½ (0.8) 3/23
138	Louis KOPP	JR	12.53m	41-1½ (1.3) 3/29
144	Brandon MAURICE	SO	12.50m	41-¾ (1.7) 3/16

<b>7</b>	<b>Elms</b>		<b>50.17m</b>	<b>164-7</b>
LW: --			<i>average 12.54m</i>	41-1¾
98	Greg METELUS	FR	12.76m	41-10½ (1.4) 3/9
105	Jonathan LESTER	FR	12.74m	41-9¾ (1.1) 3/9
150	Isaiah MCKINLEY-JONES	FR	12.44m	40-9¾ (0.0) 3/24
183	Connor CHUNG	FR	12.23m	40-1½ (0.0) 3/24

<b>8</b>	<b>Greenville</b>		<b>49.70m</b>	<b>163-0</b>
LW: --			<i>average 12.43m</i>	40-9¾
42	Greg MITCHELL	SO	13.40m	43-11¼ (0.0) 3/31
188	Di'Mond SALMOND	FR	12.18m	39-11½ (0.0) 3/31
200	Jack EPLEY	FR	12.08m	39-7¾ (0.0) 3/31
211	Adam BANDIMERE	FR	12.04m	39-6 (0.0) 3/31


<b>9</b>	<b>Whitworth</b>		<b>49.44m</b>	<b>162-2</b>
LW: --			<i>average 12.36m</i>	40-6¾
128	Nicholas MCGILL	SO	12.59m	41-3¾ (-1.6) 3/31
153	Nathanael DROTTS	SO	12.43m	40-9¾ (0.0) 3/22
177	Ryan ADAMS	SO	12.26m	40-2¾ (-1.5) 3/3
191	Jonathan BACKOUS	SR	12.16m	39-10¾ (0.0) 3/22

<b>10</b>	<b>Loras</b>		<b>49.34m</b>	<b>161-10</b>
LW: --			<i>average 12.34m</i>	40-5¾
98	Doyle CARROLL	FR	12.76m	41-10½ (1.0) 3/28
133	Hunter DUNLAP	SR	12.57m	41-3 (1.2) 3/28
211	Connor GILLESPIE	FR	12.04m	39-6 (0.3) 3/28
218	Peter KILBURG	FR	11.97m	39-3¾ (1.4) 3/28

<b>11</b>	<b>Pacific (Ore.)</b>		<b>48.35m</b>	<b>158-7</b>
LW: --			<i>average 12.09m</i>	39-8
84	Keegan JONES	SO	12.91m	42-4¼ (0.8) 3/2
198	Gaige FELIX	SO	12.10m	39-8½ (0.4) 3/10
243	Naom BASS	FR	11.73m	38-6 (0.2) 3/24
--	Alec FURST	SO	11.61m	38-1¼ (1.2) 3/2

<b>12</b>	<b>Monmouth (Ill.)</b>		<b>48.13m</b>	<b>157-11</b>
LW: --			<i>average 12.03m</i>	39-5¾
92	Seth ANDERSEN	FR	12.80m	42-0 (0.0) 3/31
217	Austin PFAU	FR	11.99m	39-4 (0.0) 3/31
233	Clayton SCHULENBERG	FR	11.83m	38-9¾ (0.0) 3/31
--	Chandler CLAUDE	SO	11.51m	37-9¾ (0.0) 3/31

<b>13</b>	<b>St. Lawrence</b>		<b>47.44m</b>	<b>155-7</b>
LW: --			<i>average 11.86m</i>	38-11
203	E WICKLAND SHEARER	SO	12.07m	39-7¾ (1.9) 3/31
227	Andrew BRUSH	JR	11.89mw	39-¾ (3.2) 3/31
239	Taylor BOUCHARD	SR	11.76mw	38-7 (2.8) 3/31
244	Liam BURBAGE	SO	11.72mw	38-5¾ (3.1) 3/31



<b>14</b>	 <b>Birmingham-Southern</b>		<b>47.24m</b>	<b>155-0</b>
LW: --			<i>average 11.81m</i>	38-9
62	John JACOBS	FR	13.11m	43-¾ (1.4) 3/9
213	Javon JONES	JR	12.03m	39-5¾ (0.1) 3/9
249	Darren COOK	JR	11.70m	38-4¾ (1.3) 3/30
--	Troy ADAMS	JR	10.40m	34-1½ (1.0) 3/9

<b>15</b>	<b>Elizabethtown</b>		<b>45.78m</b>	<b>150-2</b>
LW: --			<i>average 11.45m</i>	37-6¾
--	Justin SUTTON	SO	11.63m	38-2 (0.0) 3/16
--	Curtis REYNOLDS	SO	11.60m	38-¾ (0.0) 3/16
--	Nathan ULRICH	SO	11.56m	37-11¼ (0.0) 3/16
--	Christian VILLAROSA	SR	10.99m	36-¾ (0.0) 3/28



## 2018 Outdoor Track &amp; Field, Week #1

## Men's Shot Put

<b>1</b>	<b>Hamline</b>	<b>58.34m</b>	<b>191-5</b>		
LW: --		<i>average 14.59m</i>	47-10½		
6	Travis JACOBSON	SR	15.92m	52-2¾	3/16
10	Eric DOLS	JR	15.61m	51-2¾	3/16
55	Mitchell MADAY	JR	14.07m	46-2	3/16
171	Joe MARTIN	FR	12.74m	41-9¾	3/16
<b>2</b>	<b>Rose-Hulman</b>	<b>57.41m</b>	<b>188-4</b>		
LW: --		<i>average 14.35m</i>	47-1¼		
5	Josh HIMES	SR	15.96m	52-4½	3/17
59	Jacob SPARKS	SO	14.03m	46-½	3/17
70	Eric FIACABLE	JR	13.80m	45-3¾	3/30
81	Nathan SCHRADER	SO	13.62m	44-8¾	3/17
<b>3</b>	<b>Christopher Newport</b>	<b>55.98m</b>	<b>183-8</b>		
LW: --		<i>average 14.00m</i>	45-11		
13	Brendon BURROWS	SR	15.39m	50-6	3/31
29	Legend HAYES	SR	14.80m	48-6¾	3/31
60	Carlos BAZAN ALFARO	JR	14.02m	46-0	3/31
--	Samuel JOHNSON	FR	11.77m	38-7¾	3/31
<b>4</b>	<b>Carnegie Mellon</b>	<b>54.35m</b>	<b>178-3</b>		
LW: --		<i>average 13.59m</i>	44-7		
22	Bram MILLER	FR	15.08m	49-5¾	3/31
78	Jacob SCHOFEL	SR	13.67m	44-10¾	3/31
127	Julian NELSON	SO	13.05m	42-9¾	3/16
200	Logan STAHL	FR	12.55m	41-2¾	3/16
<b>5</b>	 <b>Baldwin Wallace</b>	<b>54.31m</b>	<b>178-2</b>		
LW: --		<i>average 13.58m</i>	44-6¾		
3	Ted ACHLADIS	SO	16.08m	52-9¾	3/17
92	Travis GIARDINA	SR	13.48m	44-2¾	3/23
123	Patrick COUGHLIN	FR	13.08m	42-11	3/17
--	Daniel WILSON	FR	11.67m	38-3¾	3/23
<b>6</b>	<b>Brockport</b>	<b>54.29m</b>	<b>178-1</b>		
LW: --		<i>average 13.57m</i>	44-6¾		
21	Tony DEYOUNG	SO	15.11m	49-7	3/31
48	Christian JOHNSON	SO	14.15m	46-5¾	3/31
142	Rick RIZZO	SR	12.94m	42-5¾	3/31
--	Mark THOMAS	FR	12.09m	39-8	3/31
<b>7</b>	<b>Texas Lutheran</b>	<b>54.07m</b>	<b>177-4</b>		
LW: --		<i>average 13.52m</i>	44-4¾		
3	Garrett GARZA	JR	16.08m	52-9¾	3/22
44	Alejandro BRISENO	SR	14.35m	47-1	3/31
247	Jacob GUTIERREZ	JR	12.20m	40-½	3/23
--	Austin SPEED	SR	11.44m	37-6¾	3/31
<b>8</b>	<b>Muskingum</b>	<b>53.64m</b>	<b>176-0</b>		
LW: --		<i>average 13.41m</i>	44-0		
8	Jeff BURKHOLDER	SR	15.72m	51-7	3/30
20	Louie REICHER	FR	15.16m	49-9	3/30
239	Wade FLOYD	JR	12.24m	40-2	3/30
--	William LAWRENCE	SO	10.52m	34-6¾	3/17
<b>9</b>	<b>Pacific (Ore.)</b>	<b>53.44m</b>	<b>175-4</b>		
LW: --		<i>average 13.36m</i>	43-10		
35	Josh HUFFMAN	JR	14.65m	48-¾	3/10
121	Jacob DUVAL	SO	13.11m	43-¾	3/24
132	Jack BURNHAM	FR	13.00m	42-8	3/10
178	Chase PATTERSON	SR	12.68m	41-7¾	3/10
<b>10</b>	 <b>Mount Union</b>	<b>53.17m</b>	<b>174-5</b>		
LW: --		<i>average 13.29m</i>	43-7¾		
28	Seth CALHOUN	SO	14.84m	48-8¾	3/30
48	Connor BROGAN	SO	14.15m	46-5¾	3/30
75	Matt FITCHET	SR	13.73m	45-½	3/30
--	Grant HOLCOMB	SO	10.45m	34-3¾	3/30
<b>11</b>	<b>George Fox</b>	<b>52.64m</b>	<b>172-8</b>		
LW: --		<i>average 13.16m</i>	43-2¾		
32	Caleb DALZELL	JR	14.70m	48-2¾	3/31
161	Dane JENSEN	FR	12.80m	42-0	3/17
168	Alex HORN	SO	12.75m	41-10	3/31
213	Jon PROCTOR	SR	12.39m	40-7¾	3/22
<b>12</b>	<b>Trine</b>	<b>52.59m</b>	<b>172-6</b>		
LW: --		<i>average 13.15m</i>	43-1¾		
71	Nick GERBER	JR	13.78m	45-2¾	3/31
97	Chance WILSON	FR	13.39m	43-11¾	3/31
154	Skyler DUNCKLEY	SO	12.85m	42-2	3/31
197	Nicolas KANE	FR	12.57m	41-3	3/31
<b>13</b>	<b>Loras</b>	<b>52.51m</b>	<b>172-3</b>		
LW: --		<i>average 13.13m</i>	43-1		
19	Jake BERG	JR	15.17m	49-9¾	3/28
57	Garrett HAMMOND	JR	14.06m	46-1½	3/28
178	Chad MOSER	JR	12.68m	41-7¾	3/28
--	Carter KNUPP	JR	10.60m	34-9¾	3/28
<b>14</b>	<b>Linfield</b>	<b>52.50m</b>	<b>172-3</b>		
LW: --		<i>average 13.13m</i>	43-¾		
34	Jeff LIEDER	SR	14.66m	48-1¼	3/2
112	Ryne FUHRMARK	SR	13.17m	43-2¾	3/17
167	Cody MITCHELL	SO	12.79m	41-11¾	3/24
--	Cooper BOUSQUET	FR	11.88m	38-11¾	3/2
<b>15</b>	<b>Ursinus</b>	<b>51.62m</b>	<b>169-4</b>		
LW: --		<i>average 12.91m</i>	42-4¾		
38	Adam MYERS	SR	14.54m	47-8¾	3/31
58	Griffin MCMANN	FR	14.05m	46-1¼	3/31
231	Carlo TELESCO	SO	12.31m	40-4¾	3/31
--	George PSARADAKIS	FR	10.72m	35-2	3/31
<b>16</b>	<b>La Verne</b>	<b>51.22m</b>	<b>168-0</b>		
LW: --		<i>average 12.81m</i>	42-¾		
18	TJ RANDALL	SR	15.18m	49-9¾	3/31
159	Matthew PEDROZA	SO	12.83m	42-1¼	3/24
219	Michael BROWN	SR	12.35m	40-6¾	3/16
--	Hunter POWERS	JR	10.86m	35-7¾	3/3



## 2018 Outdoor Track &amp; Field, Week #1

## Men's Discus

<b>1</b>	<b>UW-Stout</b>	<b>177.51</b>	<b>582-4</b>		
LW: --		average 44.38m	145-7		
2	Sam ELSNER	SR	52.86m	173-5	3/16
9	Anton PROKSCH	SR	47.82m	156-10	3/16
141	Duncan MAGERL	SR	38.86m	127-6	3/16
171	Kevin RUECHEL	FR	37.97m	124-7	3/16
<b>2</b>	<b>Augustana (Ill.)</b>	<b>175.46</b>	<b>575-8</b>		
LW: --		average 43.87m	143-11		
14	Ethan EHLERS	SR	47.30m	155-2	3/29
24	Kevin BARBIAN	SR	46.22m	151-7	3/29
43	Nick STEICHMANN	SR	43.58m	142-11	3/29
155	Joe BELLAFFIORE	SR	38.36m	125-10	3/29
<b>3</b>	<b>Rose-Hulman</b>	<b>174.72</b>	<b>573-2</b>		
LW: --		average 43.68m	143-3		
23	Josh HIMES	SR	46.30m	151-11	3/30
44	Eric FIACABLE	JR	43.56m	142-11	3/30
46	Jonah YATES	FR	43.19m	141-8	3/30
63	Jacob SPARKS	SO	41.67m	136-8	3/24
<b>4</b>	<b>Christopher Newport</b>	<b>174.44</b>	<b>572-3</b>		
LW: --		average 43.61m	143-1		
3	Brendon BURROWS	SR	50.81m	166-8	3/31
8	Legend HAYES	SR	48.66m	159-7	3/31
172	Carlos BAZAN ALFARO	JR	37.90m	124-4	3/31
199	AJ PALMER	FR	37.07m	121-7	3/31
<b>5</b>	<b>Pacific (Ore.)</b>	<b>172.70</b>	<b>566-7</b>		
LW: --		average 43.18m	141-8		
18	Jacob DUVALL	SO	46.81m	153-7	3/24
22	Josh HUFFMAN	JR	46.41m	152-3	3/2
61	Chase PATTERSON	SR	41.76m	137-0	3/10
175	Izaiya TAYLOR	JR	37.72m	123-9	3/10
<b>6</b>	<b>George Fox</b>	<b>171.85</b>	<b>563-9</b>		
LW: --		average 42.96m	140-11		
1	Caleb DALZELL	JR	53.98m	177-1	3/31
55	Alex HORN	SO	42.05m	137-11	3/22
96	Collin ALTENEDER	SO	40.41m	132-7	3/31
--	Paul VAN ROSEN	SO	35.41m	116-2	3/2
<b>7</b>	<b>Carnegie Mellon</b>	<b>165.45</b>	<b>542-9</b>		
LW: --		average 41.36m	135-8		
11	Jacob SCHOFEL	SR	47.55m	156-0	3/31
16	Bram MILLER	FR	47.06m	154-4	3/31
234	Julian NELSON	SO	36.32m	119-2	3/31
--	Logan STAHL	FR	34.52m	113-3	3/31
<b>8</b>	<b>Calvin</b>	<b>162.64</b>	<b>533-7</b>		
LW: --		average 40.66m	133-4		
12	Brendan VANHOUTEN	JR	47.47m	155-9	3/23
119	Jordan JORRITSMA	SO	39.44m	129-4	3/29
146	Bryce REYNOLDS	FR	38.75m	127-1	3/23
205	Jayvin WOLFE	SO	36.98m	121-4	3/29
<b>9</b>	<b>Brockport</b>	<b>160.81</b>	<b>527-7</b>		
LW: --		average 40.20m	131-10		
36	Christian JOHNSON	SO	44.52m	146-0	3/31
58	Tony DEYOUNG	SO	41.89m	137-5	3/31
182	Anthony PANE	JR	37.56m	123-2	3/31
209	Gunner RAPONE	JR	36.84m	120-10	3/31
<b>10</b>	<b>Baldwin Wallace</b>	<b>158.31</b>	<b>519-4</b>		
LW: --		average 39.58m	129-10		
5	Ted ACHLADIS	SO	49.40m	162-1	3/23
78	Travis GIARDINA	SR	41.15m	135-0	3/23
--	Daniel WILSON	FR	35.18m	115-5	3/17
--	Tyrus CONLEY	FR	32.58m	106-10	3/17
<b>11</b>	<b>Hamline</b>	<b>157.58</b>	<b>517-0</b>		
LW: --		average 39.40m	129-3		
50	Joe MARTIN	FR	42.53m	139-6	3/16
70	Mitchell MADAY	JR	41.38m	135-9	3/16
121	Travis JACOBSON	SR	39.41m	129-3	3/16
--	Ray CULP	SR	34.26m	112-5	3/16
<b>12</b>	<b>Otterbein</b>	<b>155.44</b>	<b>509-11</b>		
LW: --		average 38.86m	127-6		
99	Evan CORIELL	JR	40.31m	132-3	3/23
137	Derrick O'CONNOR	FR	38.96m	127-10	3/23
166	Michael KANTOR	FR	38.11m	125-0	3/23
167	Dillon LANTHORN	FR	38.06m	124-10	3/23
<b>13</b>	<b>Monmouth (Ill.)</b>	<b>154.61</b>	<b>507-3</b>		
LW: --		average 38.65m	126-9		
34	John HINTZ	JR	44.81m	147-0	3/31
76	Drew THAXTON	FR	41.19m	135-1	3/31
191	Ben STILLWELL	SR	37.38m	122-7	3/31
--	Joe KRALL	SO	31.23m	102-5	3/31
<b>14</b>	<b>Mount Union</b>	<b>154.51</b>	<b>506-11</b>		
LW: --		average 38.63m	126-8		
32	Connor BROGAN	SO	45.04m	147-9	3/30
86	Seth CALHOUN	SO	40.87m	134-1	3/30
226	Jeremiah GYULAI	FR	36.50m	119-9	3/30
--	Matt FITCHET	SR	32.10m	105-3	3/30
<b>15</b>	<b>Texas Lutheran</b>	<b>154.23</b>	<b>506-0</b>		
LW: --		average 38.56m	126-6		
25	Terrance UNCE	SO	45.96m	150-9	3/23
135	Garrett GARZA	JR	39.07m	128-2	3/23
241	Austin SPEED	SR	36.05m	118-3	3/31
--	Alejandro BRISENO	SR	33.15m	108-9	3/31
<b>16</b>	<b>Coe</b>	<b>153.72</b>	<b>504-4</b>		
LW: --		average 38.43m	126-1		
56	Robbie PETERS	SR	42.00m	137-9	3/29
110	Josh SEYMOUR	SO	39.83m	130-8	3/29
188	Jacob HAYES	SR	37.44m	122-10	3/29
--	Alex FREIBURGER	SO	34.45m	113-0	3/29



## 2018 Outdoor Track &amp; Field, Week #1

## Men's Hammer

<b>1</b>	<b>Hamline</b>	<b>198.65</b>	<b>651-9</b>		
LW: --		average 49.66m	162-11		
5	Eric DOLS	JR	57.95m	190-1	3/16
41	Mitchell MADAY	JR	48.58m	159-4	3/16
42	Ray CULP	SR	48.27m	158-4	3/16
99	Dylan LARSON	SO	43.85m	143-10	3/16
<b>2</b>	<b>UW-Stout</b>	<b>193.45</b>	<b>634-8</b>		
LW: --		average 48.36m	158-8		
2	Sam ELSNER	SR	59.71m	195-10	3/16
22	Anton PROKSCH	SR	51.34m	168-5	3/16
103	Duncan MAGERL	SR	43.70m	143-4	3/16
225	Kevin RUECHEL	FR	38.70m	126-11	3/16
<b>3</b>	<b>Loras</b>	<b>187.34</b>	<b>614-7</b>		
LW: --		average 46.84m	153-8		
38	Garrett HAMMOND	JR	48.89m	160-5	3/28
39	Jake BERG	JR	48.66m	159-7	3/28
50	John MESKIMEN	JR	47.22m	154-11	3/28
128	Nic YOUNG	JR	42.57m	139-8	3/28
<b>4</b>	<b>Rhode Island College</b>	<b>184.13</b>	<b>604-1</b>		
LW: --		average 46.03m	151-0		
37	Shamar SPRUILL	JR	49.08m	161-0	3/31
54	Seth LARBI	SR	46.61m	152-11	3/31
68	Jake BRIERLY	JR	45.45m	149-1	3/31
122	Joseph PALAZZO	SO	42.99m	141-0	3/31
<b>5</b>	<b>Monmouth (Ill.)</b>	<b>183.79</b>	<b>603-0</b>		
LW: --		average 45.95m	150-9		
16	John HINTZ	JR	52.69m	172-10	3/31
66	Drew THAXTON	FR	45.97m	150-10	3/31
96	Ben STILLWELL	SR	44.07m	144-7	3/31
163	Joe KRALL	SO	41.06m	134-8	3/31
<b>6</b>	<b>Texas Lutheran</b>	<b>178.83</b>	<b>586-8</b>		
LW: --		average 44.71m	146-8		
49	Alejandro BRISENO	SR	47.43m	155-7	3/23
79	Hunter ULLRICH	JR	44.97m	147-6	3/31
83	Jacob GUERCIA	SO	44.70m	146-8	3/23
148	Austin SPEED	SR	41.73m	136-11	3/31
<b>7</b>	<b>Trine</b>	<b>178.47</b>	<b>585-6</b>		
LW: --		average 44.62m	146-4		
13	Nick GERBER	JR	53.62m	175-11	3/31
23	Mitch MARTIN	JR	51.17m	167-10	3/31
249	Nicolas KANE	FR	37.83m	124-1	3/31
--	Paul AREND	SO	35.85m	117-7	3/31
<b>8</b>	<b>Rose-Hulman</b>	<b>177.85</b>	<b>583-6</b>		
LW: --		average 44.46m	145-10		
15	Eric FIACABLE	JR	52.98m	173-10	3/24
90	Josh HIMES	SR	44.39m	145-7	3/17
151	Jacob SPARKS	SO	41.63m	136-7	3/30
221	Nathan SCHRADER	SO	38.85m	127-5	3/17
<b>9</b>	<b>Pacific (Ore.)</b>	<b>177.83</b>	<b>583-5</b>		
LW: --		average 44.46m	145-10		
20	Jason DRAPER	JR	51.97m	170-6	3/16
35	Brian KING	SR	49.14m	161-2	3/16
191	Jacob DUVAL	SO	39.81m	130-7	3/10
--	David WRIGHT	FR	36.91m	121-1	3/16
<b>10</b>	<b>Defiance</b>	<b>175.03</b>	<b>574-3</b>		
LW: --		average 43.76m	143-6		
28	Joshua PETRO	SR	50.35m	165-2	3/17
118	Andrew FAHLER	JR	43.25m	141-10	3/23
138	Javier CASTILLO	JR	42.04m	137-11	3/23
204	Justin BERGQUIST	JR	39.39m	129-2	3/23
<b>11</b>	<b>Coe</b>	<b>172.88</b>	<b>567-2</b>		
LW: --		average 43.22m	141-9		
29	Robbie PETERS	SR	50.26m	164-10	3/29
109	Lotu AHOMANA	JR	43.52m	142-9	3/29
120	Jacob HAYES	SR	43.19m	141-8	3/29
--	Alex FREIBURGER	SO	35.91m	117-9	3/29
<b>12</b>	<b>Carnegie Mellon</b>	<b>172.72</b>	<b>566-8</b>		
LW: --		average 43.18m	141-8		
7	Jacob SCHOFEL	SR	55.82m	183-1	3/31
188	Logan STAHL	FR	40.03m	131-4	3/31
194	Bram MILLER	FR	39.74m	130-4	3/31
--	Julian NELSON	SO	37.13m	121-10	3/16
<b>13</b>	<b>Augustana (Ill.)</b>	<b>172.05</b>	<b>564-5</b>		
LW: --		average 43.01m	141-1		
3	Cody WHEELER	JR	59.08m	193-10	3/29
141	Joe BELLAFFIORE	SR	41.96m	137-8	3/29
240	Keneniah SAUNDERS	SR	38.18m	125-3	3/29
--	Jack ROCHE	SO	32.83m	107-8	3/29
<b>14</b>	<b>Stevens</b>	<b>171.85</b>	<b>563-9</b>		
LW: --		average 42.96m	140-11		
52	Parker DIMOCK	JR	46.78m	153-5	3/31
69	Cody YERSIN	SR	45.36m	148-10	3/31
97	John RAZIANO	SR	44.00m	144-4	3/31
--	Brandon TRUONG	FR	35.71m	117-2	3/31
<b>15</b>	<b>Brockport</b>	<b>171.75</b>	<b>563-6</b>		
LW: --		average 42.94m	140-10		
72	Christian JOHNSON	SO	45.15m	148-1	3/31
88	Gunner RAPONE	JR	44.49m	145-11	3/31
93	Anthony PANE	JR	44.24m	145-1	3/31
245	Mike MAKOWSKI	SO	37.87m	124-3	3/31
<b>16</b>	<b>Calvin</b>	<b>169.51</b>	<b>556-1</b>		
LW: --		average 42.38m	139-0		
27	Brendan VANHOUTEN	JR	50.36m	165-2	3/29
123	Bryce REYNOLDS	FR	42.92m	140-9	3/29
232	Jordan JORRITSMA	SO	38.51m	126-4	3/29
--	Eric VAN ECK	FR	37.72m	123-9	3/29





## 2018 Outdoor Track &amp; Field, Week #1

## Men's Javelin

Rank	Team	Score	Points	Average	Count
<b>1</b>	<b>George Fox</b>	<b>221.46</b>	<b>726-7</b>	<i>average 55.37m</i>	181-7
LW: --					
3	Seth NONNENMACHER SR	65.42m	214-7	3/2	
13	Alex CANCHOLA SR	57.14m	187-5	3/31	
48	Jose IGNACIO FR	52.74m	173-0	3/10	
162	Berkley HILL FR	46.16m	151-5	3/17	
<b>2</b>	<b>Williams</b>	<b>204.15</b>	<b>669-9</b>	<i>average 51.04m</i>	167-5
LW: --					
56	Tobias MUELLERS SR	52.43m	172-0	3/22	
63	James HEINL JR	51.97m	170-6	3/31	
92	Ian MOOK SR	50.06m	164-3	3/24	
97	Dan RENWICK FR	49.69m	163-0	3/24	
<b>3</b>	<b>Whitworth</b>	<b>201.66</b>	<b>661-7</b>	<i>average 50.42m</i>	165-5
LW: --					
1	Andrew BLOOM SR	67.35m	220-11	3/3	
12	Nicholas MCGILL SO	57.70m	189-3	3/17	
--	Joseph TINGSTAD FR	40.60m	133-2	3/17	
--	Al-Amin YUSUF SO	36.01m	118-1	3/3	
<b>4</b>	<b>Stockton</b>	<b>200.44</b>	<b>657-7</b>	<i>average 50.11m</i>	164-5
LW: --					
6	Steven JERNEE FR	62.29m	204-4	3/31	
75	Ryan SZELC SR	51.31m	168-4	3/31	
158	Mark MITCHELL JR	46.29m	151-10	3/31	
--	Ryan WHITTED SO	40.55m	133-0	3/31	
<b>5</b>	<b>Central (Iowa)</b>	<b>200.02</b>	<b>656-3</b>	<i>average 50.01m</i>	164-0
LW: --					
8	Ryan KRUSE SR	61.23m	200-10	3/29	
113	Will DANIELS SO	48.63m	159-6	3/29	
165	Michael FIRKINS JR	46.07m	151-1	3/29	
204	Caleb JENNINGS JR	44.09m	144-8	3/29	
<b>6</b>	<b>Pacific (Ore.)</b>	<b>198.96</b>	<b>652-9</b>	<i>average 49.74m</i>	163-2
LW: --					
37	Dylan KNOSTMAN SO	53.65m	176-0	3/10	
45	Aukai KEA JR	52.92m	173-7	3/2	
144	Zach HEWSON SR	46.76m	153-5	3/31	
174	Kristian BUMANLAG FR	45.63m	149-8	3/16	
<b>7</b>	<b>Ursinus</b>	<b>197.42</b>	<b>647-8</b>	<i>average 49.36m</i>	161-11
LW: --					
49	Mike FELIX FR	52.73m	173-0	3/31	
81	Connor LENT SR	51.05m	167-6	3/31	
83	Austin BITTENBENDER SO	50.96m	167-2	3/31	
229	Matthew GALLAGHER SO	42.68m	140-0	3/31	
<b>8</b>	<b>Carnegie Mellon</b>	<b>193.32</b>	<b>634-3</b>	<i>average 48.33m</i>	158-6
LW: --					
77	Marshall HOEBING SO	51.23m	168-1	3/31	
88	Cameron SMITH SR	50.69m	166-3	3/31	
126	Jacob SCHOFEL SR	48.03m	157-7	3/16	
217	Oliver TERRELL SO	43.37m	142-3	3/31	
<b>9</b>	<b>Linfield</b>	<b>193.17</b>	<b>633-9</b>	<i>average 48.29m</i>	158-5
LW: --					
14	Keaton WOOD FR	57.11m	187-4	3/22	
96	Alec MILLER SO	49.73m	163-2	3/10	
164	Cooper BOUSQUET FR	46.08m	151-2	3/10	
--	Trey PETERSONWOOD FR	40.25m	132-0	3/2	
<b>10</b>	<b>Misericordia</b>	<b>192.00</b>	<b>629-11</b>	<i>average 48.00m</i>	157-5
LW: --					
94	Connor RUHL JR	49.89m	163-8	3/28	
116	Mike RYAN SR	48.44m	158-11	3/28	
137	Cameron MCDOWELL SR	47.21m	154-10	3/28	
154	Conall JOYCE FR	46.46m	152-5	3/28	
<b>11</b>	<b>Mount Union</b>	<b>187.53</b>	<b>615-3</b>	<i>average 46.88m</i>	153-9
LW: --					
34	Jaquill SCOTT SR	53.80m	176-6	3/30	
86	Bryce BISKUP SO	50.73m	166-5	3/30	
238	Marcus DAY SO	42.14m	138-3	3/30	
--	Garrett DANIELLO FR	40.86m	134-0	3/30	
<b>12</b>	<b>Montclair State</b>	<b>185.01</b>	<b>607-0</b>	<i>average 46.25m</i>	151-9
LW: --					
7	Rob MELILLO JR	61.59m	202-1	3/31	
53	Damien VALENTINE FR	52.58m	172-6	3/31	
--	Jameer HOWARD-SCOTT SO	40.88m	134-1	3/31	
--	Nicholas CASTANO SR	29.96m	98-3½	3/31	
<b>13</b>	<b>Geneva</b>	<b>182.97</b>	<b>600-3</b>	<i>average 45.74m</i>	150-1
LW: --					
91	Henry KENNEDY JR	50.18m	164-7	3/31	
157	Josh BARRETT FR	46.36m	152-1	3/9	
197	Peter TAYLOR JR	44.48m	145-11	3/9	
249	Ryan SPEELMAN SO	41.95m	137-7	3/31	
<b>14</b>	<b>Denison</b>	<b>181.38</b>	<b>595-1</b>	<i>average 45.35m</i>	148-9
LW: --					
76	Ivan MALDONADO SO	51.26m	168-2	3/16	
106	Church HUMPHREYS SR	48.91m	160-5	3/16	
223	James DIXIE SO	42.89m	140-8	3/31	
--	Ryan FLEMING SO	38.32m	125-8	3/31	
<b>15</b>	<b>Muskingum</b>	<b>180.44</b>	<b>592-0</b>	<i>average 45.11m</i>	148-0
LW: --					
25	Nick DESPOT SR	54.95m	180-3	3/23	
112	Kevin DREYER FR	48.65m	159-7	3/23	
--	Gino CARY SO	41.79m	137-1	3/17	
--	Darrell BRIGGS SR	35.05m	115-0	3/23	
<b>16</b>	<b>Claremont-Mudd-Scrip</b>	<b>180.19</b>	<b>591-2</b>	<i>average 45.05m</i>	147-9
LW: --					
69	Maxwell KNOWLES SO	51.58m	169-2	3/10	
142	Connor SCHULZ FR	46.88m	153-9	3/31	
--	Wilson IVES SO	41.01m	134-6	3/31	
--	Eric MYERS JR	40.72m	133-7	3/31	





# 2018 Outdoor Track & Field, Week #1

## Men's Decathlon

<b>1</b>	<b>George Fox</b>		<b>24,006</b>	
LW: --			<i>average 6,002</i>	
1	Alex CANCHOLA	SR	6,752	3/22
8	Thomas HUGHES	JR	5,835	3/22
10	Jon PROCTOR	SR	5,763	3/22
12	Berkley HILL	FR	5,656	3/22



# 2018 Outdoor Track & Field, Week #1

## Women's 100 Meters

<b>1</b>	<b>George Fox</b>	<b>49.25</b>
LW: --		average 12.31
4	Sara TURNER FR	12.13 (0.1) 3/22
5	Kennedy TAUBE FR	12.20 (0.1) 3/22
10	Sarah KING JR	12.28 (0.8) 3/31
58	Lis LARSEN JR	12.64 (0.1) 3/22

<b>2</b>	<b>Claremont-Mudd-Scrip</b>	<b>49.78</b>
LW: --		average 12.45
1	Tyra ABRAHAM SR	11.65 (2.0) 3/24
15	Nirel JONESMITCHELL SO	12.39w (2.1) 3/31
42	Danielle HONAN FR	12.55w (2.3) 3/16
208	Carolyn WEISMAN FR	13.19 (0.6) 3/31

<b>3</b>	<b>Birmingham-Southern</b>	<b>50.29</b>
LW: --		average 12.57
2	Karmin SHUTE SR	11.82 (0.8) 3/30
39	Tamrah TUCKER FR	12.52w (2.2) 3/16
110	Deja HULBERT JR	12.92 (2.0) 3/16
147	Taylor TROTMAN FR	13.03 (0.8) 3/30

<b>4</b>	<b>Rowan</b>	<b>50.51</b>
LW: --		average 12.63
25	Aaniyah ROBINSON SO	12.47 (0.6) 3/30
46	Aspen MCMILLAN JR	12.59w (2.6) 3/15
55	s MCLEOD-WHITENER FR	12.63 (1.7) 3/15
87	Darielle CROSS SO	12.82 (0.6) 3/30

<b>5</b>	<b>SUNY Geneseo</b>	<b>50.57</b>
LW: --		average 12.64
12	Camille WUTZ SR	12.32 (1.8) 3/31
46	Lauren BAMFORD SR	12.59w (3.5) 3/31
46	Hannah MADDEN JR	12.59 (1.8) 3/31
164	Jenna STRICKLAND FR	13.07w (3.5) 3/31

<b>6</b>	<b>TCNJ</b>	<b>50.82</b>
LW: --		average 12.71
41	Jada GRISSON FR	12.53 (2.0) 3/17
51	Danielle CELESTIN SR	12.60 (0.1) 3/31
77	Samantha GORMAN SO	12.76 (0.1) 3/31
113	Kaila CARTER SO	12.93 (1.2) 3/31

<b>7</b>	<b>Redlands</b>	<b>50.84</b>
LW: --		average 12.71
22	Chyenne KIMBLE SO	12.45 (0.9) 3/16
52	Hannah ALBRECHT FR	12.61w (2.3) 3/16
82	Sophie BROOKS SR	12.80w (2.8) 3/3
135	Andrea LYON FR	12.98w (2.8) 3/3

<b>8</b>	<b>Brockport</b>	<b>50.92</b>
LW: --		average 12.73
28	Taryn PRUTSMAN SR	12.48 (1.8) 3/31
69	Cynthia JOHN-OGAM JR	12.69w (3.5) 3/31
82	Molly SCARPELLO SO	12.80 (1.8) 3/31
122	Ayana REID FR	12.95w (2.7) 3/31

<b>9</b>	<b>Otterbein</b>	<b>51.11</b>
LW: --		average 12.78
28	Carmen D'IPPOLITO JR	12.48 (0.9) 3/15
65	Raquel WARNER SO	12.67w (3.2) 3/15
93	Macie WRIGHT FR	12.84 (0.9) 3/15
189	Sydney PHILLIPS SO	13.12w (2.4) 3/30

<b>10</b>	<b>Pacific Lutheran</b>	<b>51.17</b>
LW: --		average 12.79
25	Bailey FORSYTH FR	12.47w (3.1) 3/24
60	Kalen KEIM SO	12.65 (2.0) 3/24
117	Andraya CONGER SO	12.94w (3.1) 3/24
183	Jessica SAATHOFF FR	13.11w (2.4) 3/24

<b>11</b>	<b>Occidental</b>	<b>51.20</b>
LW: --		average 12.80
6	LaShauna PORTER SO	12.21 (-1.0) 3/31
33	Emma YUDELEVITCH JR	12.49 (0.7) 3/16
87	Jada NEWKIRK FR	12.82 (-1.0) 3/31
--	Rachel COCKBURN JR	13.68 (-1.3) 3/31

<b>12</b>	<b>Emory</b>	<b>51.27</b>
LW: --		average 12.82
3	Dani BLAND JR	11.89 (1.3) 3/23
55	Rebekah BONDI FR	12.63 (1.3) 3/23
--	Amy HUNTER SO	13.37 (1.7) 3/30
--	Julia LEVENTHAL SR	13.38 (0.5) 3/23

<b>13</b>	<b>Ithaca</b>	<b>51.40</b>
LW: --		average 12.85
58	Meghan BURD SO	12.64w (2.2) 3/31
60	Amanda WETMORE SO	12.65w (2.2) 3/31
110	Lusmer QUINTANA JR	12.92 (1.8) 3/31
208	Jordan BECKLEY JR	13.19w (2.2) 3/31

<b>14</b>	<b>Piedmont</b>	<b>51.43</b>
LW: --		average 12.86
77	Courtney REID FR	12.76w (3.7) 3/23
94	Maya BANKS FR	12.85 (1.4) 3/3
94	Taleya LIDDELL FR	12.85w (3.5) 3/23
128	Alexandra LEONARDIS SO	12.97w (3.7) 3/23

<b>15</b>	<b>Illinois Wesleyan</b>	<b>51.52</b>
LW: --		average 12.88
15	Amelia GLUECK SR	12.39w (3.5) 3/16
113	Rebecca ANDERSON JR	12.93 (1.1) 3/31
177	Nia LEE FR	13.10 (1.1) 3/31
177	Rachel OSOBA JR	13.10 (0.7) 3/31

<b>16</b>	<b>Ohio Wesleyan</b>	<b>51.94</b>
LW: --		average 12.99
72	Jalayah ATKINSON SO	12.72w (3.8) 3/31
139	Megan SIEVERS SO	12.99w (3.5) 3/31
149	Alyssa ACEVEDO JR	13.04w (3.5) 3/31
208	Tyler MANSFIELD SO	13.19w (2.8) 3/31



## 2018 Outdoor Track &amp; Field, Week #1

## Women's 200 Meters

<b>1</b>	<b>George Fox</b>	<b>1:40.48</b>
LW: --		average 25.12
5	Sarah KING JR	24.76 (0.2) 3/31
6	Kennedy TAUBE FR	25.07 (0.0) 3/22
7	Sara TURNER FR	25.10 (0.0) 3/22
16	Annie WRIGHT JR	25.55 (0.2) 3/22

<b>2</b>	<b>UMass Boston</b>	<b>1:42.46</b>
LW: --		average 25.62
1	Wadeline JONATHAS SO	23.29 (0.8) 3/16
42	Taylor DRIGGERS SR	25.93w (2.9) 3/16
67	Lexy BEAN SR	26.16 (1.7) 3/16
198	Olivia BURNES SO	27.08 (1.7) 3/16

<b>3</b>	<b>Claremont-Mudd-Scrip</b>	<b>1:43.13</b>
LW: --		average 25.78
4	Tyra ABRAHAM SR	24.72 (1.9) 3/31
13	Nirel JONESMITCHELL SO	25.41 (1.9) 3/31
85	Danielle HONAN FR	26.39 (0.0) 3/3
109	Grace PRATT FR	26.61 (1.2) 3/31

<b>4</b>	<b>Williams</b>	<b>1:43.82</b>
LW: --		average 25.96
12	Kennedy GREEN JR	25.38 (1.1) 3/24
30	Megan POWELL SO	25.71 (0.2) 3/31
46	Davis COLLISON FR	25.97w (2.2) 3/24
127	Caitlin UBL JR	26.76 (-2.1) 3/22

<b>5</b>	<b>TCNJ</b>	<b>1:44.51</b>
LW: --		average 26.13
19	Samantha GORMAN SO	25.62 (1.3) 3/31
40	Danielle CELESTIN SR	25.92 (1.3) 3/17
64	Jada GRISSON FR	26.14 (0.3) 3/17
142	Allison ZELINSKI SO	26.83w (2.3) 3/17

<b>6</b>	<b>Rowan</b>	<b>1:44.62</b>
LW: --		average 26.16
21	Darielle CROSS SO	25.63 (0.4) 3/30
42	myiah STURDIVANT FR	25.93 (0.4) 3/30
57	Aaniyah ROBINSON SO	26.07 (0.4) 3/30
173	Aspen MCMILLAN JR	26.99 (0.4) 3/30

<b>7</b>	<b>Middlebury</b>	<b>1:44.74</b>
LW: --		average 26.19
18	Kate MCCLUSKEY SR	25.61 (1.5) 3/31
65	Kate HOLLY FR	26.15w (2.7) 3/24
94	Lizzie WALKES SO	26.47 (1.1) 3/24
99	Ellie GREENBERG SO	26.51w (2.2) 3/24

<b>8</b>	<b>Colby</b>	<b>1:44.83</b>
LW: --		average 26.21
14	S STOKES CERKVENIK JR	25.46 (1.4) 3/30
73	Sara FRIEDLAND JR	26.24 (-1.0) 3/30
81	Taylor DEPALO JR	26.30 (-1.0) 3/30
142	Rachel LEONARD JR	26.83 (-1.3) 3/30

<b>9</b>	<b>Whitworth</b>	<b>1:44.98</b>
LW: --		average 26.25
35	Kameha MEDALLADA SO	25.77 (0.0) 3/17
35	Isabel CLARK JR	25.77 (0.4) 3/22
91	Sarah COOL SO	26.44 (1.2) 3/22
175	Taylor CURRIN SO	27.00 (-0.4) 3/3

<b>10</b>	<b>Redlands</b>	<b>1:45.12</b>
LW: --		average 26.28
15	Chyenne KIMBLE SO	25.53 (-1.1) 3/31
56	Hannah ALBRECHT FR	26.05 (2.0) 3/16
122	Sophie BROOKS SR	26.70 (-0.7) 3/31
145	Andrea LYON FR	26.84 (-0.7) 3/31

<b>11</b>	<b>Trinity (Conn.)</b>	<b>1:45.60</b>
LW: --		average 26.40
10	K MARLOW-BENEDICK SO	25.24 (1.8) 3/31
46	Emma BUCKLEY FR	25.97 (1.8) 3/31
156	Katie LAZUR SO	26.89 (1.6) 3/31
--	Samantha MARCH FR	27.50 (1.6) 3/31

<b>12</b>	<b>Birmingham-Southern</b>	<b>1:45.63</b>
LW: --		average 26.41
2	Karmin SHUTE SR	24.42 (-0.2) 3/23
173	Rebecca BRYANT JR	26.99 (0.9) 3/30
206	Deja HULBERT JR	27.11 (1.2) 3/16
206	Taylor TROTMAN FR	27.11 (0.0) 3/9

<b>13</b>	<b>Emory</b>	<b>1:45.72</b>
LW: --		average 26.43
3	Dani BLAND JR	24.66w (3.1) 3/30
63	Rebekah BONDI FR	26.13 (-1.0) 3/30
--	Julia LEVENTHAL SR	27.39 (-0.3) 3/23
--	Michelle ROSENBLUM FR	27.54 (-1.0) 3/23

<b>14</b>	<b>SUNY Geneseo</b>	<b>1:45.75</b>
LW: --		average 26.44
19	Erin MACDOUGALL JR	25.62w (3.5) 3/31
93	Kayla BARBER FR	26.45w (3.3) 3/31
104	Laura ZOPF FR	26.58w (3.3) 3/31
200	Jenna STRICKLAND FR	27.10w (3.5) 3/31

<b>15</b>	<b>Tufts</b>	<b>1:46.00</b>
LW: --		average 26.50
17	Annalisa DEBARI SR	25.57 (-0.3) 3/23
127	Raquel WHITING SO	26.76 (1.6) 3/31
132	Olivia SCHWERN FR	26.78 (1.8) 3/31
156	Julia GAKE SO	26.89 (-0.3) 3/23

<b>16</b>	<b>Trinity (Texas)</b>	<b>1:46.05</b>
LW: --		average 26.51
25	Elizabeth PETERS SR	25.67 (0.2) 3/3
32	Nkolika NWEKE SR	25.73 (1.6) 3/31
150	Triniti LEMMONS FR	26.86 (0.5) 3/31
--	Sabrina PESCATORE SO	27.79w (3.7) 3/23



## 2018 Outdoor Track &amp; Field, Week #1

## Women's 400 Meters

<b>1</b>	<b>Emory</b>	<b>3:55.96</b>		
LW: --		average 58.99		
3	Erica GOLDMAN	SR 56.13		3/23
14	Kaitlyn LEONARD	SO 58.04		3/23
42	Ari NEWHOUSE	JR 59.72		3/23
156	Michelle ROSENBLUM	FR 1:02.07		3/30
<b>2</b>	<b>Washington (Mo.)</b>	<b>3:56.06</b>		
LW: --		average 59.02		
8	Annalise WAGNER	SR 57.33		3/31
27	Nicky ALTHOFF	SO 59.28		3/31
35	Sara MESIANO	SO 59.61		3/31
46	Sophie GRIGAUX	FR 59.84		3/31
<b>3</b>	<b>George Fox</b>	<b>3:57.04</b>		
LW: --		average 59.26		
2	Sarah KING	JR 55.78		3/22
56	Kiana RASUBALA	SO 1:00.02		3/22
64	Macadia CALAVAN	SO 1:00.22		3/22
93	Katie JAMES	SO 1:01.02		3/22
<b>4</b>	<b>UMass Boston</b>	<b>3:59.26</b>		
LW: --		average 59.82		
1	Wadeline JONATHAS	SO 53.18		3/29
57	Lexy BEAN	SR 1:00.05		3/16
152	Olivia BURNES	SO 1:02.04		3/16
--	Angie VANDENBOOM	FR 1:03.99		3/16
<b>5</b>	<b>Middlebury</b>	<b>4:00.02</b>		
LW: --		average 1:00.00		
4	Kate MCCLUSKEY	SR 56.18		3/31
84	Lucy LANG	JR 1:00.60		3/24
106	Kate HOLLY	FR 1:01.23		3/31
151	Langley DUNN	JR 1:02.01		3/31
<b>6</b>	<b>Salisbury</b>	<b>4:00.51</b>		
LW: --		average 1:00.13		
11	Jamie FARLEY	JR 57.54		3/15
78	Caitlyn RISHELL	SO 1:00.50		3/31
91	Ashley LUTON	JR 1:00.94		3/31
122	Alicia MEIER	SO 1:01.53		3/31
<b>7</b>	<b>John Carroll</b>	<b>4:00.74</b>		
LW: --		average 1:00.19		
19	Ashura POWELL	JR 58.54		3/30
32	Kendall MILLER	SO 59.47		3/30
62	Noelle SALUAN	SR 1:00.17		3/30
181	Rachel SCHUBERT	SO 1:02.56		3/30
<b>8</b>	<b>Augustana (Ill.)</b>	<b>4:04.21</b>		
LW: --		average 1:01.05		
12	Katie EASTBURN	SO 57.61		3/29
69	Madi GLATZ	SO 1:00.36		3/29
104	Valeria MELO	SR 1:01.18		3/29
--	Morgan MCENROE	JR 1:05.06		3/29
<b>9</b>	<b>Widener</b>	<b>4:05.83</b>		
LW: --		average 1:01.46		
70	Rachel PARR	FR 1:00.37		3/30
103	Aishah DUKES	JR 1:01.15		3/30
120	Allison GALLAGHER	SR 1:01.49		3/30
200	Isabella HILL	FR 1:02.82		3/30
<b>10</b>	<b>Mount Union</b>	<b>4:05.84</b>		
LW: --		average 1:01.46		
40	Megan BAILEY	FR 59.66		3/30
135	Lindsay THUT	SO 1:01.84		3/30
147	Cortni ARP	FR 1:01.96		3/30
175	Hailey MILLER	FR 1:02.38		3/30
<b>11</b>	<b>Johns Hopkins</b>	<b>4:06.01</b>		
LW: --		average 1:01.50		
67	Alexandra DAMRON	FR 1:00.26		3/30
87	Hailey SHEPPELL	FR 1:00.77		3/30
147	Cassandra FACTORA	FR 1:01.96		3/30
209	Lauren ROBERTS	SR 1:03.02		3/30
<b>12</b>	<b>Trinity (Conn.)</b>	<b>4:06.95</b>		
LW: --		average 1:01.74		
61	Morgan HALLOW	JR 1:00.16		3/31
95	Emma BUCKLEY	FR 1:01.03		3/31
164	Katie LAZUR	SO 1:02.19		3/24
236	K MARLOW-BENEDICK	SO 1:03.57		3/24
<b>13</b>	<b>WPI</b>	<b>4:07.21</b>		
LW: --		average 1:01.80		
110	Taylor TEED	SR 1:01.30		3/31
114	Katie NUGENT	JR 1:01.36		3/31
164	Sara VELLECA	SR 1:02.19		3/31
174	Arden TANNER	FR 1:02.36		3/31
<b>14</b>	<b>Tufts</b>	<b>4:07.41</b>		
LW: --		average 1:01.85		
38	Julia GAKE	SO 59.64		3/23
162	Sydney MCKIERNAN	FR 1:02.15		3/31
194	Sarah LEVINE	SO 1:02.77		3/23
202	Kristen ANDERSEN	FR 1:02.85		3/23
<b>15</b>	<b>Occidental</b>	<b>4:07.81</b>		
LW: --		average 1:01.95		
118	Charlotte CULLIP	JR 1:01.42		3/16
130	Cora DAVIES	JR 1:01.75		3/16
158	Allison KILDAY	JR 1:02.10		3/16
180	Amelia ASHLEY	JR 1:02.54		3/31
<b>16</b>	<b>Messiah</b>	<b>4:07.89</b>		
LW: --		average 1:01.97		
41	Leanne WEAVER	SO 59.67		3/28
155	Kelsie KENNEDY	SO 1:02.06		3/28
208	Kayla MILLER	JR 1:02.99		3/28
218	Rebecca CROSLEY	FR 1:03.17		3/28



# 2018 Outdoor Track & Field, Week #1

## Women's 800 Meters

<b>1</b>	<b>Middlebury</b>	<b>9:09.51</b>
LW: --		average 2:17.38
4	Anna WILLIG	SO 2:12.73 3/31
11	Katie GLEW	FR 2:15.87 3/31
31	Lucy LANG	JR 2:19.35 3/31
63	Brianna BISSON	SR 2:21.56 3/31

<b>2</b>	<b>WPI</b>	<b>9:17.22</b>
LW: --		average 2:19.31
2	Sydney PACKARD	SO 2:09.34 3/16
6	Lea STRANGIO	SR 2:14.09 3/16
162	Lauren KAIJA	FR 2:26.00 3/31
236	Gina CAPOBIANCO	SR 2:27.79 3/31

<b>3</b>	<b>Ohio Northern</b>	<b>9:18.56</b>
LW: --		average 2:19.64
1	Emily RICHARDS	SR 2:03.63 3/30
15	Avery EWING	JR 2:17.01 3/30
--	Lauren TURNER	FR 2:28.59 3/30
--	Michaela FOX	JR 2:29.33 3/30

<b>4</b>	<b>Claremont-Mudd-Scrip</b>	<b>9:19.73</b>
LW: --		average 2:19.93
7	Bryn MCKILLOP	SR 2:15.21 3/3
36	Kyleigh MANN	SR 2:19.65 3/31
44	Abby JOHNSON	FR 2:20.44 3/23
122	Roselyn CANTU	SR 2:24.43 3/31

<b>5</b>	<b>Williams</b>	<b>9:19.76</b>
LW: --		average 2:19.94
10	Anna PASSANNANTE	SO 2:15.43 3/31
39	Eliza MATT	SR 2:19.97 3/24
46	Caitlin UBL	JR 2:20.46 3/22
109	Leah ROSENFELD	SO 2:23.90 3/24

<b>6</b>	<b>Johns Hopkins</b>	<b>9:21.38</b>
LW: --		average 2:20.34
20	Erin BRUSH	JR 2:17.91 3/30
40	Tasha FREED	JR 2:20.04 3/30
52	Gina D'ADDARIO	JR 2:20.65 3/30
88	Caelyn REILLY	SO 2:22.78 3/30

<b>7</b>	<b>Washington (Mo.)</b>	<b>9:24.43</b>
LW: --		average 2:21.11
17	Sophie GRIGAUX	FR 2:17.22 3/24
34	Sara MESIANO	SO 2:19.51 3/24
99	Sahara ENSLEY	SO 2:23.53 3/31
114	Emily STEGMEIER	FR 2:24.17 3/31

<b>8</b>	<b>Linfield</b>	<b>9:26.60</b>
LW: --		average 2:21.65
13	Kaelia NEAL	SR 2:16.48 3/10
65	Jaime RODDEN	SR 2:21.72 3/24
70	Courtney BEARD	JR 2:21.85 3/10
182	Nicole BISSEY	FR 2:26.55 3/24

<b>9</b>	<b>Vassar</b>	<b>9:28.31</b>
LW: --		average 2:22.08
32	Erin CLARK	SO 2:19.41 3/16
73	Sarah NEWMAN	SO 2:22.07 3/16
85	Eliana MARCUS-TYLER	SR 2:22.58 3/16
118	Katie VOEGTLIN	SR 2:24.25 3/16

<b>10</b>	<b>Willamette</b>	<b>9:29.63</b>
LW: --		average 2:22.41
59	Hannah SWANSON	SR 2:20.97 3/10
67	Grace CROOKHAM-GUY	FR 2:21.76 3/24
76	Hazel CARR	JR 2:22.26 3/24
127	Isabel DUXBURY	FR 2:24.64 3/24

<b>11</b>	<b>Hope</b>	<b>9:30.16</b>
LW: --		average 2:22.54
21	Rachael WEBB	SR 2:18.05 3/23
62	Chelsea MISKELLEY	SO 2:21.46 3/29
116	Ellie BEST	JR 2:24.20 3/29
176	Emily JACKSON	SO 2:26.45 3/29

<b>12</b>	<b>Puget Sound</b>	<b>9:31.68</b>
LW: --		average 2:22.92
25	Emery BRADLINA	JR 2:18.36 3/3
51	Alison WISE	SR 2:20.62 3/31
130	Terra WILDON	SR 2:24.72 3/10
242	Emma HATTON	SO 2:27.98 3/31

<b>13</b>	<b>Whitworth</b>	<b>9:32.36</b>
LW: --		average 2:23.09
18	Kayla LELAND	SR 2:17.69 3/3
55	Sarah MARTINEZ	SR 2:20.87 3/22
120	Sarah COOL	SO 2:24.38 3/22
--	Isabel CLARK	JR 2:29.42 3/22

<b>14</b>	<b>Case Western Reserve</b>	<b>9:34.30</b>
LW: --		average 2:23.57
82	Vanessa PASADYN	SO 2:22.55 3/16
94	Maria DERENZO	SR 2:23.20 3/23
113	Isabel TORRES-PADIN	JR 2:24.15 3/23
121	Danielle KULPINS	SR 2:24.40 3/23

<b>15</b>	<b>Otterbein</b>	<b>9:34.63</b>
LW: --		average 2:23.66
54	Katy FOLTZ	JR 2:20.73 3/30
90	Gina KOWALEWICZ	FR 2:22.86 3/15
131	Madison MACELREVEY	JR 2:24.74 3/23
172	Allison ROGIERS	SO 2:26.30 3/15

<b>16</b>	<b>Occidental</b>	<b>9:34.78</b>
LW: --		average 2:23.70
41	Roxanne VALLE	JR 2:20.09 3/31
95	Allison KILDAY	JR 2:23.23 3/10
101	Cora DAVIES	JR 2:23.62 3/31
239	Lucy KOLPA	SO 2:27.84 3/3





# 2018 Outdoor Track & Field, Week #1

## Women's 1500 Meters

<b>1</b>		<b>Johns Hopkins</b>	<b>18:39.3</b>
LW: --		average 4:39.84	
7	Therese OLSHANSKI	FR	4:36.00 3/30
18	Caroline SMITH	SR	4:40.13 3/30
20	Caelyn REILLY	SO	4:40.66 3/30
30	Gina D'ADDARIO	JR	4:42.56 3/30

<b>2</b>	<b>Williams</b>	<b>18:45.3</b>
LW: --		average 4:41.34
14	Audrey RUSTAD	SO 4:38.88 3/31
19	Stella WORTERS	SR 4:40.37 3/31
26	Anna PASSANNANTE	SO 4:41.50 3/24
39	Eliza MATT	SR 4:44.59 3/24

<b>3</b>	<b>Middlebury</b>	<b>18:48.9</b>
LW: --		average 4:42.24
13	Katie GLEW	FR 4:38.50 3/24
15	Abigail NADLER	JR 4:39.16 3/31
44	Kate MACCARY	JR 4:45.19 3/31
55	Read ALLEN	SR 4:46.10 3/31

<b>4</b>	<b>Claremont-Mudd-Scrip</b>	<b>18:48.9</b>
LW: --		average 4:42.25
2	Bryn MCKILLOP	SR 4:26.72 3/24
33	Roselyn CANTU	SR 4:43.35 3/3
57	Kyleigh MANN	SR 4:46.61 3/23
84	Lauren STANISLAW	SR 4:52.31 3/31

<b>5</b>	<b>Tufts</b>	<b>19:00.1</b>
LW: --		average 4:45.03
21	Rhemi TOTH	SO 4:40.74 3/31
22	Brittany BOWMAN	SR 4:41.01 3/23
65	Emily MURRAY	FR 4:48.57 3/31
72	Lauren DIAZ	SO 4:49.81 3/31

<b>6</b>	<b>Linfield</b>	<b>19:03.2</b>
LW: --		average 4:45.81
12	Kaelia NEAL	SR 4:38.12 3/30
24	Emma KNUDSON	SR 4:41.28 3/10
51	Courtney BEARD	JR 4:45.65 3/24
161	Nicole BISSEY	FR 4:58.18 3/10

<b>7</b>	<b>Washington (Mo.)</b>	<b>19:03.8</b>
LW: --		average 4:45.96
16	Alison LINDSAY	SR 4:39.92 3/31
28	Annalise WAGNER	SR 4:41.93 3/24
70	Molly SHEPHERD	JR 4:49.59 3/31
86	Elizabeth HAGSTROM	SO 4:52.40 3/31

<b>8</b>	<b>Otterbein</b>	<b>19:05.9</b>
LW: --		average 4:46.50
3	Claire LAMB	JR 4:30.43 3/15
5	Heather SANDVIK	JR 4:35.78 3/15
178	Katy FOLTZ	JR 4:59.15 3/23
201	Erin SIMKO	JR 5:00.63 3/30

<b>9</b>	<b>Ohio Northern</b>	<b>19:24.3</b>
LW: --		average 4:51.10
1	Emily RICHARDS	SR 4:15.77 3/30
98	Ashlie BAUMANN	JR 4:54.06 3/23
--	Chyanne RETCHER	FR 5:06.79 3/23
--	Megan WRIGHT	FR 5:07.77 3/30

<b>10</b>	<b>Hope</b>	<b>19:28.3</b>
LW: --		average 4:52.09
59	Alexis GUTTILLA	SR 4:47.22 3/29
78	Kelly PEREGRINE	SO 4:51.09 3/23
109	Avery LOWE	JR 4:54.96 3/23
111	Ellie BEST	JR 4:55.08 3/23

<b>11</b>	<b>Case Western Reserve</b>	<b>19:29.1</b>
LW: --		average 4:52.30
45	Danielle KULPINS	SR 4:45.31 3/23
62	Isabel TORRES-PADIN	JR 4:47.82 3/23
157	Jennifer HOFFMANN	JR 4:57.74 3/30
166	Vanessa PASADYN	SO 4:58.32 3/16

<b>12</b>		<b>Baldwin Wallace</b>	<b>19:29.3</b>
LW: --		average 4:52.33	
43	Kelly BRENNAN	SO 4:45.16 3/23	
62	Bella PENDOLA	SO 4:47.82 3/23	
122	Hastings MAREK	FR 4:55.83 3/30	
197	Rebecca PENROSE	FR 5:00.52 3/23	



<b>13</b>	<b>Puget Sound</b>	<b>19:29.3</b>
LW: --		average 4:52.34
25	Emery BRADLINA	JR 4:41.29 3/3
108	Sam SCHAFFER	FR 4:54.86 3/24
120	Rachael METZLER	FR 4:55.78 3/31
153	Alison WISE	SR 4:57.44 3/3

<b>14</b>	<b>SUNY Geneseo</b>	<b>19:31.7</b>
LW: --		average 4:52.94
46	Elise RAMIREZ	JR 4:45.33 3/31
74	Dana CEBULSKI	JR 4:50.51 3/31
145	Carissa DITULLIO	FR 4:57.12 3/31
173	Eileen REINHARDT	FR 4:58.79 3/31

<b>15</b>	<b>Brandeis</b>	<b>19:35.2</b>
LW: --		average 4:53.80
29	Julia BRYSON	JR 4:42.14 3/31
90	Kyra SHREEVE	SR 4:53.26 3/31
168	Meaghan BARRY	JR 4:58.48 3/31
214	Niamh KENNEY	FR 5:01.32 3/31

<b>16</b>		<b>Allegheny (Pa.)</b>	<b>19:35.7</b>
LW: --		average 4:53.93	
6	Emily FORNER	JR 4:35.86 3/23	
37	Jesse MARGRAF	FR 4:44.37 3/23	
--	Joy BROWN	SO 5:07.62 3/17	
--	Sarah LUCAS	FR 5:07.87 3/17	

**2018 Outdoor Track & Field, Week #1****Women's Steeplechase**

<b>1</b>	<b>Washington (Mo.)</b>	<b>45:54.1</b>		
LW: --		<i>average 11:28.53</i>		
14	Abigail MARTIN	JR 11:16.64	3/31	
20	Anna MAURER	SR 11:25.73	3/31	
24	Payton FORS	SO 11:29.50	3/31	
37	Audrey WESTERN	SR 11:42.27	3/31	
<b>2</b>	<b>Wheaton (Ill.)</b>	<b>46:02.8</b>		
LW: --		<i>average 11:30.72</i>		
7	Ellie HAWTHORNE	SR 11:07.48	3/29	
12	Hannah ROESKE	FR 11:14.31	3/29	
30	Laura BARNES	JR 11:32.26	3/29	
60	Brianna HAWTHORNE	FR 12:08.82	3/29	
<b>3</b>	<b>Whitworth</b>	<b>46:36.7</b>		
LW: --		<i>average 11:39.19</i>		
9	Marissa MOUNT	SO 11:09.22	3/22	
10	Kayla LELAND	SR 11:11.53	3/17	
19	Bailey SCOTT	SR 11:25.42	3/3	
127	Hailey CLEAVENGER	FR 12:50.58	3/3	
<b>4</b>	<b>Hope</b>	<b>49:04.0</b>		
LW: --		<i>average 12:16.02</i>		
39	Alicia BOSTWICK	JR 11:45.38	3/23	
43	Anna FRAZEE	SO 11:51.06	3/23	
84	Jacinda COLE	FR 12:24.09	3/16	
141	Natalie MEYER	JR 13:03.56	3/23	
<b>5</b>	 <b>Willamette</b>	<b>49:10.5</b>		
LW: --		<i>average 12:17.63</i>		
1	Hannah SWANSON	SR 10:49.91	3/15	
67	Emily EVANS	JR 12:10.32	3/15	
113	Risa SHUTZ	SO 12:41.59	3/15	
166	Isabel DUXBURY	FR 13:28.71	3/15	
<b>6</b>	 <b>Mount Union</b>	<b>49:39.2</b>		
LW: --		<i>average 12:24.82</i>		
25	Katie VANCE	SR 11:30.06	3/30	
33	Katie DURISIN	FR 11:38.24	3/30	
146	Colleen BENTLER	SR 13:05.84	3/30	
162	Emmalee CARVER	JR 13:25.14	3/30	
<b>7</b>	<b>SUNY Geneseo</b>	<b>49:55.6</b>		
LW: --		<i>average 12:28.91</i>		
23	Brooke MADRY	JR 11:29.30	3/31	
72	Mariellen PENZER	FR 12:15.07	3/31	
101	Mckenzie ANGUS	SO 12:35.78	3/31	
172	Mikaela FREEMAN	FR 13:35.51	3/31	
<b>8</b>	<b>Oberlin</b>	<b>49:57.2</b>		
LW: --		<i>average 12:29.32</i>		
13	Oona JUNG-BEEMAN	SO 11:15.16	3/30	
64	Madeleine WEILAND	JR 12:09.91	3/22	
104	Victoria KNAPP	FR 12:37.34	3/22	
180	Julia DENLINGER	SO 13:54.87	3/30	
<b>9</b>	<b>North Central (Ill.)</b>	<b>50:21.6</b>		
LW: --		<i>average 12:35.41</i>		
16	Madelyn SCOPP	SO 11:19.02	3/29	
36	Alexis HENZ	FR 11:41.23	3/29	
116	Jamie ROHN	SR 12:42.22	3/29	
194	Jenna MCLAUGHLIN	SO 14:39.15	3/29	
<b>10</b>	<b>Brockport</b>	<b>50:46.3</b>		
LW: --		<i>average 12:41.59</i>		
89	Makenna BLEIER	FR 12:25.87	3/31	
97	Lauren BATES	SR 12:32.37	3/31	
100	Megan MCINTYRE	SO 12:35.25	3/31	
153	Brooke VAN SLYKE	FR 13:12.86	3/31	
<b>11</b>	<b>Occidental</b>	<b>52:14.1</b>		
LW: --		<i>average 13:03.54</i>		
35	Aria BLUMM	JR 11:39.85	3/10	
87	Eva TOWNSEND	SR 12:24.85	3/31	
132	Gabi WAYNE	FR 12:53.82	3/31	
198	Jackie DALL	FR 15:15.66	3/31	
<b>12</b>	<b>Kenyon</b>	<b>52:41.2</b>		
LW: --		<i>average 13:10.32</i>		
62	Cortney JOHNSON	FR 12:09.07	3/30	
90	Molly HUNT	SR 12:26.67	3/30	
183	Camille BAXTER	FR 13:57.88	3/30	
186	Maddie MORGAN	SR 14:07.64	3/30	



## 2018 Outdoor Track &amp; Field, Week #1

## Women's 5000 Meters

<b>1</b>	<b>Washington (Mo.)</b>	<b>1:11:17</b>
LW: --		average 17:49.25
8	Sophie WATTERSON SO	17:26.33 3/31
18	Lisa GORHAM JR	17:38.31 3/31
23	Martha GOTTBRAH SR	17:48.07 3/31
85	Ellie DEGEN JR	18:24.30 3/31

<b>2</b>	<b>Johns Hopkins</b>	<b>1:11:43</b>
LW: --		average 17:55.88
6	Ellie CLAWSON JR	17:13.81 3/30
33	Emily STAHL JR	17:55.39 3/30
55	Shaina PALMER JR	18:10.01 3/30
84	Allison ROSEN SO	18:24.29 3/30

<b>3</b>	<b>Whitworth</b>	<b>1:12:13</b>
LW: --		average 18:03.32
4	Kayla LELAND SR	17:04.28 3/31
32	Marissa MOUNT SO	17:55.05 3/30
106	Bailey SCOTT SR	18:30.58 3/17
147	Thais PEDRO-TRUJILLO SR	18:43.37 3/17

<b>4</b>	<b>Dickinson</b>	<b>1:12:32</b>
LW: --		average 18:08.01
13	Sofia CANNING SR	17:34.13 3/24
25	Kelsey HOROWITZ SR	17:49.17 3/24
39	Tessa CASSIDY SO	18:00.21 3/28
226	Katie MONTGOMERY SR	19:08.53 3/24

<b>5</b>	<b>Hope</b>	<b>1:12:32</b>
LW: --		average 18:08.02
20	Emily HAMILTON JR	17:41.49 3/23
37	Avery LOWE JR	17:58.39 3/16
81	Alexis GUTTILLA SR	18:23.45 3/16
96	Alicia BOSTWICK JR	18:28.74 3/16

<b>6</b>	<b>Linfield</b>	<b>1:12:38</b>
LW: --		average 18:09.57
10	Kaelia NEAL SR	17:30.24 3/17
12	Emma KNUDSON SR	17:32.73 3/17
16	Courtney BEARD JR	17:37.64 3/17
--	Ana RAMIREZ SR	19:57.66 3/17

<b>7</b>	<b>Claremont-Mudd-Scrip</b>	<b>1:12:55</b>
LW: --		average 18:13.82
38	Roselyn CANTU SR	17:59.19 3/10
51	Ellen BERKLEY SR	18:08.44 3/31
69	Lauren STANISLAW SR	18:18.18 3/23
102	Olivia GLEASON FR	18:29.45 3/10

<b>8</b>	<b>Rhodes</b>	<b>1:13:04</b>
LW: --		average 18:16.17
42	Ashley LITOFF SR	18:04.00 3/24
64	Ellery HAYDEN SR	18:15.29 3/16
68	Reagan ALLEY SR	18:17.28 3/16
95	Lauren ROBERTS SO	18:28.11 3/31

<b>9</b>	<b>Baldwin Wallace</b>	<b>1:13:27</b>
LW: --		average 18:21.76
40	Bella PENDOLA SO	18:02.15 3/17
80	Madison KILE FR	18:23.31 3/17
82	Hastings MAREK FR	18:24.11 3/17
128	Molina OTTE FR	18:37.47 3/17

<b>10</b>	<b>Tufts</b>	<b>1:13:30</b>
LW: --		average 18:22.71
22	Kelsey TIERNEY JR	17:46.43 3/31
76	Margot RASHBA SR	18:22.66 3/31
137	Sara MITCHELL FR	18:39.96 3/23
144	Olivia NICHOLSON SR	18:41.78 3/31

<b>11</b>	<b>Otterbein</b>	<b>1:13:52</b>
LW: --		average 18:28.10
14	Claire LAMB JR	17:35.58 3/30
72	Allison CURREY SO	18:20.91 3/30
171	Erin SIMKO JR	18:50.30 3/15
211	Sydney SMITH FR	19:05.62 3/15

<b>12</b>	<b>Rochester (N.Y.)</b>	<b>1:14:00</b>
LW: --		average 18:30.10
46	Rachel BARGABOS JR	18:06.63 3/23
93	Ayumi YUASA SR	18:27.49 3/23
138	Aasha KRISHNAN FR	18:40.01 3/23
158	Kelly REESE SO	18:46.27 3/23

<b>13</b>	<b>Elizabethtown</b>	<b>1:14:06</b>
LW: --		average 18:31.66
27	Brenna MCNAMEE SR	17:51.67 3/16
62	Maria ANDERSON SR	18:14.93 3/28
74	Colleen KERNAN JR	18:22.15 3/28
--	Kaitlin DONAHUE FR	19:37.90 3/28

<b>14</b>	<b>Illinois Wesleyan</b>	<b>1:14:10</b>
LW: --		average 18:32.66
17	Victoria DRAKE SR	17:38.08 3/31
41	Clare O'DONNELL SR	18:03.09 3/31
201	Cecelia GALVAN SO	19:02.23 3/31
--	Rachel SCHOENECKER SO	19:27.25 3/16

<b>15</b>	<b>Wesleyan (Conn.)</b>	<b>1:14:10</b>
LW: --		average 18:32.72
24	Julia MITCHELL JR	17:49.10 3/31
112	Sara PINSONAULT SO	18:32.42 3/31
162	Emma TRAPANI FR	18:47.63 3/31
200	Rosalie SKOVRON SO	19:01.75 3/31

<b>16</b>	<b>Lynchburg</b>	<b>1:14:12</b>
LW: --		average 18:33.07
79	Morgan WATSON	18:22.80 3/16
94	Kaitlyn JOHNSON	18:27.68 3/16
129	Michela CHOLAK	18:37.55 3/16
151	Stephanie BURNETT FR	18:44.25 3/23

**2018 Outdoor Track & Field, Week #1****Women's 10,000 Meters**

<b>1</b>	<b>Whitworth</b>	<b>2:42:12</b>
LW: --		<i>average 40:33.14</i>
4	Kayla LELAND	SR 36:03.02 3/22
54	Krystal ROBERTS	FR 40:29.03 3/22
67	Sara DAWES	JR 41:32.92 3/3
92	Emily LEINWEBER	JR 44:07.58 3/3
<b>2</b>	<b>St. Norbert</b>	<b>2:43:29</b>
LW: --		<i>average 40:52.41</i>
47	Sarah PARBS	SR 40:21.93 3/29
51	Gretchen PRICE	JR 40:26.74 3/29
55	Kelly HENIFF	JR 40:31.71 3/29
73	Tori NELSEN	SR 42:09.26 3/29
<b>3</b>	<b>Redlands</b>	<b>2:44:32</b>
LW: --		<i>average 41:08.00</i>
12	Maria RAMIREZ	SO 37:23.88 3/10
58	Emily DABROW	JR 40:43.31 3/10
66	Sarah SHIPWAY	SO 41:30.29 3/10
95	Greta JURSCH	FR 44:54.52 3/10
<b>4</b>	<b>Berry</b>	<b>2:45:50</b>
LW: --		<i>average 41:27.51</i>
15	Abby CARROLL	SO 38:22.76 3/15
41	Bethany TERPIN	JR 40:11.59 3/23
84	Alexa BILSKY	JR 43:18.68 3/15
90	Elise BARRON	JR 43:56.99 3/23
<b>5</b>	<b>Messiah</b>	<b>2:57:52</b>
LW: --		<i>average 44:28.04</i>
57	Danielle CARDONE	JR 40:41.84 3/30
72	Rachel AUKAMP	SR 42:06.72 3/30
108	Alyssa CUNNINGHAM	FR 47:00.94 3/30
112	Ellie QUESENBERRY	FR 48:02.66 3/30



# 2018 Outdoor Track & Field, Week #1

## Women's 100 Meter Hurdles

<b>1</b>	<b>SUNY Geneseo</b>	<b>1:00.76</b>
LW: --		average 15.19
6	Erin MACDOUGALL JR 14.62w (2.4) 3/31	
10	Shayna HELD JR 14.79 (2.0) 3/31	
41	Emily LAVARNWAY FR 15.42 (2.0) 3/31	
72	Julianna LAURICELLA JR 15.93 (2.0) 3/31	

<b>2</b>	<b>Rowan</b>	<b>1:01.07</b>
LW: --		average 15.27
5	Aspen MCMILLAN JR 14.61w (2.3) 3/15	
18	Darielle CROSS SO 14.95w (2.2) 3/15	
28	Jackie ANSONG SO 15.18 (-1.3) 3/30	
109	Kim JOHNSON SR 16.33 (1.0) 3/15	

<b>3</b>	<b>Redlands</b>	<b>1:01.74</b>
LW: --		average 15.44
7	Chyenne KIMBLE SO 14.71w (2.5) 3/16	
8	Jessica FIELDS SO 14.73w (2.5) 3/16	
54	Kara ROMANI JR 15.72 (-1.3) 3/31	
131	Keren LEE SO 16.58w (2.8) 3/16	

<b>4</b>	<b>Washington (Mo.)</b>	<b>1:02.93</b>
LW: --		average 15.73
39	J'Laan PITTMAN JR 15.37 (2.0) 3/24	
47	Caira WATSON-HAYNES FR 15.64 (2.0) 3/24	
53	Caitlin CHEESEBORO SR 15.70 (-0.1) 3/31	
100	Josephine SIMON FR 16.22 (-0.1) 3/31	

<b>5</b>	<b>Claremont-Mudd-Scrip</b>	<b>1:03.42</b>
LW: --		average 15.86
17	Sabrina GRIFFITH SO 14.92w (2.5) 3/16	
54	Deyana MARSH FR 15.72w (2.8) 3/16	
76	Aubrey EGERTER FR 15.97w (2.5) 3/16	
164	Bailey MKNELLY FR 16.81w (2.6) 3/16	

<b>6</b>	<b>TCNJ</b>	<b>1:03.67</b>
LW: --		average 15.92
23	Kaila CARTER SO 15.13 (1.5) 3/17	
58	Annette WANJIKU FR 15.77 (1.4) 3/17	
63	Meagan MCGOURTY SR 15.81 (1.5) 3/17	
184	Abigail RIZZO JR 16.96 (0.3) 3/17	

<b>7</b>	<b>George Fox</b>	<b>1:03.82</b>
LW: --		average 15.96
40	Dakota BUHLER SR 15.41 (-0.6) 3/17	
46	Annie WRIGHT JR 15.60 (-1.1) 3/31	
70	Alissa SWILLEY SO 15.90 (0.1) 3/10	
179	Mckenna LANDRY SO 16.91 (0.6) 3/31	

<b>8</b>	<b>Southern Maine</b>	<b>1:04.04</b>
LW: --		average 16.01
21	Emily CLOSE SR 15.07 (-0.3) 3/16	
31	Jhanel POTTS SO 15.21 (-0.1) 3/16	
165	Caitlin LALLY FR 16.82 (0.5) 3/30	
182	Samantha DOW SO 16.94 (0.5) 3/30	

<b>9</b>	<b>Wheaton (Ill.)</b>	<b>1:04.27</b>
LW: --		average 16.07
37	Favor EZEWUZIE SO 15.33 (-1.1) 3/29	
93	Abby Grace MCGEE JR 16.14 (-1.1) 3/29	
108	Tess SUTTON FR 16.30 (-1.1) 3/29	
124	Nicole KITCHEN SR 16.50 (-1.1) 3/29	

<b>10</b>	<b>Pomona-Pitzer</b>	<b>1:04.32</b>
LW: --		average 16.08
22	Vicky-Marie ADDO-ASHONG SO 15.10 (1.6) 3/24	
54	Sophie RICHARDS SO 15.72 (1.6) 3/24	
144	Katrina DANK SO 16.68 (0.0) 3/3	
165	Adeline YU FR 16.82 (0.9) 3/31	

<b>11</b>	<b>Tufts</b>	<b>1:04.45</b>
LW: --		average 16.11
12	Annalisa DEBARI SR 14.80 (1.3) 3/23	
42	Nehalem KUNKLE-READ SO 15.45w (2.9) 3/23	
114	Kylene DESMITH JR 16.38w (2.2) 3/31	
--	Brigid HORAN FR 17.82 (0.0) 3/31	

<b>12</b>	<b>Linfield</b>	<b>1:04.55</b>
LW: --		average 16.14
66	Kycie RICHWINE JR 15.86 (1.5) 3/24	
81	Mehana SABADO-HALPERN JR 16.02 (0.0) 3/22	
106	Kristen BURKE FR 16.29 (0.1) 3/10	
114	Desirae DESROSIERS FR 16.38 (0.1) 3/10	

<b>13</b>	<b>Hamline</b>	<b>1:04.62</b>
LW: --		average 16.16
19	Gabrielle BROWN JR 14.99 (0.5) 3/16	
25	Anna FUTTERER SR 15.17 (0.5) 3/16	
216	Emily LINCOLN SO 17.21 (1.5) 3/16	
223	Beth PARLIN FR 17.25w (2.3) 3/29	

<b>14</b>	<b>Trinity (Texas)</b>	<b>1:04.86</b>
LW: --		average 16.22
36	Abigail SCHNEEBECK JR 15.31 (1.3) 3/31	
88	Androniki DEFTERAIOU SO 16.06w (2.6) 3/23	
125	Mia LOSEFF JR 16.51w (2.6) 3/23	
187	Rylie EDWARDS FR 16.98 (1.4) 3/31	

<b>15</b>	<b>Whitworth</b>	<b>1:05.03</b>
LW: --		average 16.26
13	Isabel CLARK JR 14.82 (0.0) 3/22	
98	Sarah COOL SO 16.21 (0.0) 3/22	
149	Kayla BRASE SR 16.71 (0.0) 3/17	
227	Taya DEFRANCE SO 17.29 (0.1) 3/22	

<b>16</b>	<b>Johns Hopkins</b>	<b>1:06.00</b>
LW: --		average 16.50
43	Maya HAMMONDS JR 15.50 (0.2) 3/30	
116	Lauren ROBERTS SR 16.39 (0.5) 3/30	
150	Daniela TORRES FR 16.72 (0.2) 3/30	
239	Annie GUTIERREZ FR 17.39 (0.2) 3/30	





# 2018 Outdoor Track & Field, Week #1

## Women's 400 Meter Hurdles

<b>1</b>	<b>Whitworth</b>	<b>4:30.12</b>
LW: --		average 1:07.53
20	Sarah MARTINEZ SR	1:04.63 3/3
22	Isabel CLARK JR	1:04.72 3/31
125	Anna Belle SCHWEIGER FR	1:10.05 3/31
140	Marisol DELCID FR	1:10.72 3/31

<b>2</b>	<b>John Carroll</b>	<b>4:34.81</b>
LW: --		average 1:08.70
57	Jessica SWISHER SR	1:07.72 3/30
63	Antonia PIAZZA SO	1:08.07 3/30
87	Emma HARVEY SR	1:08.87 3/30
130	Alainna SCHMIDT JR	1:10.15 3/30

<b>3</b>	<b>Wartburg</b>	<b>4:35.75</b>
LW: --		average 1:08.94
15	Aubree TAYLOR SR	1:04.31 3/28
98	Maddie CARLSEN SR	1:09.19 3/28
114	Allison YUSKA FR	1:09.63 3/28
195	Abby DEBAILLIE SO	1:12.62 3/28

<b>4</b>	<b>TCNJ</b>	<b>4:36.96</b>
LW: --		average 1:09.24
27	Jenna ELLENBACHER SR	1:05.49 3/31
59	Christine WOODS SO	1:07.84 3/17
108	Meagan MCGOURTY SR	1:09.44 3/17
237	Nicole TAMPONE SO	1:14.19 3/31

<b>5</b>	<b>Linfield</b>	<b>4:37.03</b>
LW: --		average 1:09.26
12	Baylie CAMERON SO	1:04.06 3/10
70	Kristen BURKE FR	1:08.33 3/10
155	Desirae DESROSIERS FR	1:11.24 3/10
223	Juliet ARNSWALD FR	1:13.40 3/10

<b>6</b>	<b>Hamline</b>	<b>4:38.63</b>
LW: --		average 1:09.66
74	Abigail VAN GOETHEM SO	1:08.49 3/16
112	Jordan WALLS JR	1:09.53 3/16
123	Gabrielle BROWN JR	1:09.86 3/16
141	Emily LINCOLN SO	1:10.75 3/16

<b>7</b>	<b>Tufts</b>	<b>4:39.04</b>
LW: --		average 1:09.76
41	Nehalem KUNKLE-READ SO	1:06.44 3/31
97	Hannah NOROWITZ FR	1:09.14 3/23
135	Julia PRUSACZYK SR	1:10.41 3/23
207	Isabella SILVEIRA FR	1:13.05 3/23

<b>8</b>	<b>Trinity (Texas)</b>	<b>4:39.19</b>
LW: --		average 1:09.80
25	Andy GARZA SO	1:05.25 3/28
34	Abigail SCHNEEBECK JR	1:06.05 3/28
94	Rylie EDWARDS FR	1:09.05 3/31
--	Rachel HANES SR	1:18.84 3/15

<b>9</b>	<b>SUNY Geneseo</b>	<b>4:40.47</b>
LW: --		average 1:10.12
64	Julianna LAURICELLA JR	1:08.14 3/31
127	Hunter GOWANS JR	1:10.11 3/31
148	Shannon HAGGERTY SR	1:11.01 3/31
154	Angela CALABRESE FR	1:11.21 3/31

<b>10</b>	<b>Mount Union</b>	<b>4:40.52</b>
LW: --		average 1:10.13
52	Aamirah HOWARD SO	1:07.42 3/30
54	Tori BLANDINE FR	1:07.44 3/30
75	Annie ROSSI SO	1:08.51 3/30
--	Megan LOETZ SR	1:17.15 3/30

<b>11</b>	<b>Loras</b>	<b>4:40.60</b>
LW: --		average 1:10.15
10	Bella SOLIS JR	1:03.81 3/28
101	Rachel KILBURG SR	1:09.23 3/28
211	Taylor SCHAEFERS JR	1:13.12 3/28
244	Devin HASSON SR	1:14.44 3/28

<b>12</b>	<b>Ithaca</b>	<b>4:42.41</b>
LW: --		average 1:10.60
32	Britney SWARTHOUT JR	1:05.93 3/31
106	Jessica COMPETIELLO SO	1:09.41 3/31
168	Sydney STRELEC FR	1:11.63 3/31
--	Brianna BUSSIÈRE SO	1:15.44 3/31

<b>13</b>	<b>Case Western Reserve</b>	<b>4:46.17</b>
LW: --		average 1:11.54
84	Marie-Louise KLOSTER SR	1:08.80 3/23
153	Emily HERMANN SO	1:11.18 3/30
202	Tatum NAYLOR SO	1:12.95 3/16
216	Maryellen HEEBNER JR	1:13.24 3/16

<b>14</b>	<b>Gettysburg</b>	<b>4:47.45</b>
LW: --		average 1:11.86
68	Sarah CONGDON SR	1:08.23 3/31
95	Abigail REC SO	1:09.06 3/24
177	Hailey MOSEMAN SO	1:11.93 3/24
--	Kimberly CORCORAN SR	1:18.23 3/31

<b>15</b>	<b>Hope</b>	<b>4:48.92</b>
LW: --		average 1:12.23
53	Hailey PICKELHEIMER SO	1:07.43 3/23
129	Alison RICH SR	1:10.14 3/29
217	Allison VANDERSTOEP JR	1:13.25 3/29
--	Sophia VANDER KOOPY SO	1:18.10 3/16

<b>16</b>	<b>SUNY Cortland</b>	<b>4:50.94</b>
LW: --		average 1:12.74
93	Kaylee UHL JR	1:09.01 3/30
209	Rachel ANTONUCCI FR	1:13.08 3/30
229	Nicole HALLENBECK JR	1:13.76 3/30
--	Sydney SOCHA FR	1:15.09 3/30



# 2018 Outdoor Track & Field, Week #1

## Women's High Jump

<b>1</b>	<b>Williams</b>	<b>6.37m</b>	<b>20-10<sup>3</sup>/<sub>4</sub></b>		
LW: --		<i>average 1.59m</i>	5-2 <sup>3</sup> / <sub>4</sub>		
1	Emma EGAN	SO	1.73m	5-8	3/22
6	Helene HALL	SR	1.63m	5-4 <sup>1</sup> / <sub>2</sub>	3/31
81	Caitlin UBL	JR	1.52m	4-11 <sup>1</sup> / <sub>2</sub>	3/22
132	Izabelle ITH	FR	1.49m	4-10 <sup>1</sup> / <sub>2</sub>	3/22
<b>2</b>	<b>George Fox</b>	<b>6.22m</b>	<b>20-4<sup>3</sup>/<sub>4</sub></b>		
LW: --		<i>average 1.56m</i>	5-1 <sup>1</sup> / <sub>4</sub>		
4	Stacy KOZLOWSKI	SO	1.66m	5-5 <sup>1</sup> / <sub>2</sub>	3/22
30	Victoria SCHROEDER	JR	1.58m	5-2 <sup>1</sup> / <sub>2</sub>	3/31
45	Alissa SWILLEY	SO	1.56m	5-1 <sup>1</sup> / <sub>2</sub>	3/22
239	Annie WRIGHT	JR	1.42m	4-7 <sup>1</sup> / <sub>2</sub>	3/2
<b>3</b>	<b>Millsaps</b>	<b>6.13m</b>	<b>20-1<sup>1</sup>/<sub>4</sub></b>		
LW: --		<i>average 1.53m</i>	5- <sup>1</sup> / <sub>2</sub>		
39	Shelby WILSON	FR	1.57m	5-1 <sup>1</sup> / <sub>2</sub>	3/3
39	Eleanor SWAGLER	FR	1.57m	5-1 <sup>1</sup> / <sub>2</sub>	3/23
81	Essence DAVIS	FR	1.52m	4-11 <sup>1</sup> / <sub>2</sub>	3/3
165	Anna WILSON	SO	1.47m	4-9 <sup>1</sup> / <sub>2</sub>	3/3
<b>4</b>	<b>Occidental</b>	<b>6.02m</b>	<b>19-9</b>		
LW: --		<i>average 1.51m</i>	4-11 <sup>1</sup> / <sub>4</sub>		
45	Cora DAVIES	JR	1.56m	5-1 <sup>1</sup> / <sub>2</sub>	3/31
95	Koyote FEE	FR	1.51m	4-11 <sup>1</sup> / <sub>2</sub>	3/31
98	Naomi MIYAMOTO	FR	1.50m	4-11	3/3
187	Brighten WINN	FR	1.45m	4-9	3/3
<b>5</b>	<b>Whitworth</b>	<b>6.01m</b>	<b>19-8<sup>1</sup>/<sub>2</sub></b>		
LW: --		<i>average 1.50m</i>	4-11		
57	Kayla BRASE	SR	1.54m	5- <sup>1</sup> / <sub>2</sub>	3/17
81	Sarah COOL	SO	1.52m	4-11 <sup>1</sup> / <sub>2</sub>	3/22
132	Olivia LYTLE	JR	1.49m	4-10 <sup>1</sup> / <sub>2</sub>	3/22
182	Isabel CLARK	JR	1.46m	4-9 <sup>1</sup> / <sub>2</sub>	3/22
<b>6</b>	<b>Trinity (Texas)</b>	<b>5.98m</b>	<b>19-7<sup>1</sup>/<sub>2</sub></b>		
LW: --		<i>average 1.50m</i>	4-10 <sup>3</sup> / <sub>4</sub>		
81	Makenna BENTLEY	SO	1.52m	4-11 <sup>1</sup> / <sub>2</sub>	3/23
81	Androniki DEFTERAIOU	SO	1.52m	4-11 <sup>1</sup> / <sub>2</sub>	3/23
165	Abigail SCHNEEBECK	JR	1.47m	4-9 <sup>1</sup> / <sub>2</sub>	3/31
165	Abigail ROMIG	FR	1.47m	4-9 <sup>1</sup> / <sub>2</sub>	3/23
<b>7</b>	<b>Ithaca</b>	<b>5.97m</b>	<b>19-7</b>		
LW: --		<i>average 1.49m</i>	4-10 <sup>3</sup> / <sub>4</sub>		
8	Estelle YEDYNAK	SO	1.62m	5-3 <sup>1</sup> / <sub>4</sub>	3/31
98	Ariyahna BERNARD	FR	1.50m	4-11	3/31
187	Kassandra REAGAN	SR	1.45m	4-9	3/31
--	Catherine LARKIN	JR	1.40m	4-7	3/31
<b>8</b>	<b>Hope</b>	<b>5.94m</b>	<b>19-5<sup>3</sup>/<sub>4</sub></b>		
LW: --		<i>average 1.49m</i>	4-10 <sup>3</sup> / <sub>4</sub>		
81	Alison RICH	SR	1.52m	4-11 <sup>1</sup> / <sub>2</sub>	3/16
81	Addyson GERIG	SO	1.52m	4-11 <sup>1</sup> / <sub>2</sub>	3/16
187	Mitchel ACHIENG	SO	1.45m	4-9	3/29
187	Hannah BREDEWEG	FR	1.45m	4-9	3/23
<b>9</b>	<b>Cal Lutheran</b>	<b>5.90m</b>	<b>19-4<sup>1</sup>/<sub>4</sub></b>		
LW: --		<i>average 1.48m</i>	4-10		
12	Kelsey ROUSE	JR	1.60m	5-3	3/31
98	Alexandra PORTIS	FR	1.50m	4-11	3/31
--	Madison MONTERO	FR	1.40m	4-7	3/31
--	Anna SCHLOSSER	SR	1.40m	4-7	3/3
<b>10</b>	<b>Linfield</b>	<b>5.87m</b>	<b>19-3</b>		
LW: --		<i>average 1.47m</i>	4-9 <sup>1</sup> / <sub>4</sub>		
81	Taylor PETERSEN	JR	1.52m	4-11 <sup>1</sup> / <sub>2</sub>	3/10
165	Tiffany WALL	FR	1.47m	4-9 <sup>1</sup> / <sub>2</sub>	3/10
165	Maddie SHIRLEY	JR	1.47m	4-9 <sup>1</sup> / <sub>2</sub>	3/22
--	Desirae DESROSIERS	FR	1.41m	4-7 <sup>1</sup> / <sub>2</sub>	3/22
<b>11</b>	<b>Central (Iowa)</b>	<b>5.86m</b>	<b>19-2<sup>3</sup>/<sub>4</sub></b>		
LW: --		<i>average 1.47m</i>	4-9 <sup>1</sup> / <sub>4</sub>		
47	Courtney KRUTHOFF	FR	1.55m	5-1	3/29
148	Tori VANVELZEN	FR	1.48m	4-10 <sup>1</sup> / <sub>2</sub>	3/29
182	Kiki PINGEL	FR	1.46m	4-9 <sup>1</sup> / <sub>2</sub>	3/29
--	Mary GRAY	FR	1.37m	4-6	3/29
<b>12</b>	<b>Washington (Mo.)</b>	<b>5.80m</b>	<b>19-1<sup>1</sup>/<sub>4</sub></b>		
LW: --		<i>average 1.45m</i>	4-9		
47	Anna COSSIO	SO	1.55m	5-1	3/31
187	Mariel LUTZ	JR	1.45m	4-9	3/31
187	Rachel HOLSTEIN	SO	1.45m	4-9	3/31
--	Maya FRAZIER	FR	1.35m	4-5	3/24
<b>13</b>	<b>Eastern Connecticut St</b>	<b>5.71m</b>	<b>18-8<sup>3</sup>/<sub>4</sub></b>		
LW: --		<i>average 1.43m</i>	4-8 <sup>1</sup> / <sub>4</sub>		
132	Jasmine CONDUAH	FR	1.49m	4-10 <sup>1</sup> / <sub>2</sub>	3/30
132	Brittany KRILEY	SO	1.49m	4-10 <sup>1</sup> / <sub>2</sub>	3/30
--	Arlene BLACKWELL	FR	1.39m	4-6 <sup>1</sup> / <sub>2</sub>	3/30
--	Raquel ROMANO	JR	1.34m	4-4 <sup>1</sup> / <sub>2</sub>	3/30
<b>14</b>	<b>Lewis &amp; Clark</b>	<b>5.66m</b>	<b>18-6<sup>3</sup>/<sub>4</sub></b>		
LW: --		<i>average 1.42m</i>	4-7 <sup>1</sup> / <sub>4</sub>		
132	Morgan TAYLOR	SO	1.49m	4-10 <sup>1</sup> / <sub>2</sub>	3/16
212	Chrislyn DEMATTOS	JR	1.44m	4-8 <sup>1</sup> / <sub>2</sub>	3/16
--	Lauren KEEGAN	FR	1.39m	4-6 <sup>1</sup> / <sub>2</sub>	3/16
--	Annie AUSTRIAN	FR	1.34m	4-4 <sup>1</sup> / <sub>2</sub>	3/16
<b>15</b>	<b>Utica</b>	<b>5.62m</b>	<b>18-5<sup>1</sup>/<sub>4</sub></b>		
LW: --		<i>average 1.41m</i>	4-7 <sup>1</sup> / <sub>4</sub>		
223	Kourtnee ALLEN	SO	1.43m	4-8 <sup>1</sup> / <sub>2</sub>	3/31
223	Shannon GLEASON	FR	1.43m	4-8 <sup>1</sup> / <sub>2</sub>	3/31
223	Abigail GUIDARELLI	SO	1.43m	4-8 <sup>1</sup> / <sub>2</sub>	3/31
--	Holly KALIL	SO	1.33m	4-4 <sup>1</sup> / <sub>2</sub>	3/31
<b>16</b>	<b>Misericordia</b>	<b>5.55m</b>	<b>18-2<sup>1</sup>/<sub>2</sub></b>		
LW: --		<i>average 1.39m</i>	4-6 <sup>1</sup> / <sub>2</sub>		
--	Madison SWARTOUT	FR	1.40m	4-7	3/28
--	Kaitlyn DIEROLF	FR	1.40m	4-7	3/28
--	Caitlin HENNEFORTH	FR	1.40m	4-7	3/28
--	Kylie MORRISON	JR	1.35m	4-5	3/28



## 2018 Outdoor Track &amp; Field, Week #1

## Women's Pole Vault

<b>1</b>	<b>Otterbein</b>		<b>13.95m</b>	<b>45-9¼</b>	
LW: --			<i>average 3.49m</i>	<i>11-5¼</i>	
2	Harmony KOLLING	SR	3.90m	12-9½	3/30
19	Julia SWALLOWS	FR	3.45m	11-3¾	3/30
19	Dana SHOFF	JR	3.45m	11-3¾	3/30
70	Jaimie BLUNT	FR	3.15m	10-4	3/30

<b>2</b>	<b>Ohio Northern</b>		<b>13.65m</b>	<b>44-9¼</b>	
LW: --			<i>average 3.41m</i>	<i>11-2¾</i>	
3	Madison REED	JR	3.75m	12-3½	3/30
19	Kelly WOLLENSLEGEL	SR	3.45m	11-3¾	3/30
42	Maggie KRAUSE	SO	3.30m	10-10	3/30
70	Allison STEVENS	SO	3.15m	10-4	3/30

<b>3</b>	<b>Washington (Mo.)</b>		<b>13.50m</b>	<b>44-3½</b>	
LW: --			<i>average 3.38m</i>	<i>11-¾</i>	
7	Heidi NASSOS	JR	3.60m	11-9¾	3/31
19	Julia DANNENBAUM	FR	3.45m	11-3¾	3/31
19	Dominique MEYER	JR	3.45m	11-3¾	3/31
115	Nicole THRAUM	JR	3.00m	9-10	3/31

<b>4</b>	<b>MIT</b>		<b>12.85m</b>	<b>42-1¾</b>	
LW: --			<i>average 3.21m</i>	<i>10-6½</i>	
9	Jacqueline AHRENS	FR	3.55m	11-7¾	3/31
28	Makenzie PATARINO	JR	3.40m	11-1¾	3/31
121	Lila WINE	FR	2.95m	9-8	3/31
121	Kathryn MOHR	SO	2.95m	9-8	3/31

<b>5</b>	<b>Emory</b>		<b>12.80m</b>	<b>42-0</b>	
LW: --			<i>average 3.20m</i>	<i>10-6</i>	
15	Andi BREITOWICH	FR	3.50m	11-5¾	3/30
35	Isabel SARIDAKIS	JR	3.35m	10-11¼	3/23
54	Dara LISS	SR	3.20m	10-6	3/23
175	Erin YUDER	FR	2.75m	9-¾	3/30

<b>6</b>	<b>Redlands</b>		<b>12.73m</b>	<b>41-9¼</b>	
LW: --			<i>average 3.18m</i>	<i>10-5¼</i>	
9	Gabriella GOULD	SO	3.55m	11-7¾	3/31
18	Amanda WIDEN	SR	3.49m	11-5¾	3/3
121	Claire JAMISON	FR	2.95m	9-8	3/31
196	Helena DERSCH	FR	2.74m	8-11¼	3/3

<b>7</b>	<b>Augustana (Ill.)</b>		<b>12.70m</b>	<b>41-8</b>	
LW: --			<i>average 3.18m</i>	<i>10-5</i>	
28	Leah FLANAGAN	SO	3.40m	11-1¾	3/29
47	Ashley TALKEN	JR	3.25m	10-8	3/29
78	Mackenzie BUTCHER	JR	3.10m	10-2	3/29
121	Jordan MACNEIL	FR	2.95m	9-8	3/29

<b>8</b>	<b>Trinity (Texas)</b>		<b>12.50m</b>	<b>41-0</b>	
LW: --			<i>average 3.13m</i>	<i>10-3</i>	
35	Mia LOSEFF	JR	3.35m	10-11¼	3/23
54	Hannah WHITNEY	FR	3.20m	10-6	3/23
54	Emma POOL	FR	3.20m	10-6	3/23
175	Androniki DEFTERAIOU	SO	2.75m	9-¾	3/23

<b>9</b>	<b>Brockport</b>		<b>12.43m</b>	<b>40-9¼</b>	
LW: --			<i>average 3.11m</i>	<i>10-2¾</i>	
32	Claire FISHER	JR	3.37m	11-¾	3/31
50	Kelcey WATSON	SO	3.22m	10-6¾	3/31
131	Emily GALLAGHER	FR	2.92m	9-7	3/31
131	Maya REINA	SO	2.92m	9-7	3/31

<b>10</b>	<b>Occidental</b>		<b>12.35m</b>	<b>40-6¼</b>	
LW: --			<i>average 3.09m</i>	<i>10-1¾</i>	
4	Melissa BRAUN	JR	3.70m	12-1½	3/31
78	Brighten WINN	FR	3.10m	10-2	3/31
121	Morgan CROTTA	FR	2.95m	9-8	3/31
203	Erin BALL	SO	2.60m	8-6¾	3/3

<b>11</b>	<b>Southern Maine</b>		<b>12.01m</b>	<b>39-4¾</b>	
LW: --			<i>average 3.00m</i>	<i>9-10¼</i>	
34	Allison PICKERING	SO	3.36m	11-¾	3/16
78	Katie FERRARA	SO	3.10m	10-2	3/30
166	Samantha ROUND	SO	2.80m	9-2¾	3/30
175	Edie CHRISTIAN	FR	2.75m	9-¾	3/16

<b>12</b>	 <b>Calvin</b>		<b>11.90m</b>	<b>39-½</b>	
LW: --			<i>average 2.98m</i>	<i>9-9</i>	
54	Kayla VAN LENTEN	SR	3.20m	10-6	3/23
54	Brooke VAN LENTEN	FR	3.20m	10-6	3/23
175	Annalane MILLER	JR	2.75m	9-¾	3/29
175	Joselyn SMITH	FR	2.75m	9-¾	3/29

<b>12</b>	<b>Stockton</b>		<b>11.90m</b>	<b>39-½</b>	
LW: --			<i>average 2.98m</i>	<i>9-9</i>	
15	Kaitlyn DERMEN	SR	3.50m	11-5¾	3/31
90	Elizabeth DOUGLAS	JR	3.05m	10-0	3/31
135	Kristina RAYLMAN	FR	2.90m	9-6¾	3/31
243	Kira RUSSELL	FR	2.45m	8-½	3/31

<b>14</b>	<b>Roanoke</b>		<b>11.75m</b>	<b>38-6½</b>	
LW: --			<i>average 2.94m</i>	<i>9-7¾</i>	
54	Claire TROTTO	FR	3.20m	10-6	3/23
90	Elleri VITWAR	SO	3.05m	10-0	3/16
135	Louise TESTER	FR	2.90m	9-6¾	3/23
203	Kendall SPERBER	FR	2.60m	8-6¾	3/23

<b>15</b>	<b>Claremont-Mudd-Scrip</b>		<b>11.25m</b>	<b>36-10¾</b>	
LW: --			<i>average 2.81m</i>	<i>9-2¾</i>	
90	Dani CHAMI	JR	3.05m	10-0	3/3
115	Ariel SEPULVEDA	FR	3.00m	9-10	3/16
135	Z CARDWELL-COPENHEFER	SO	2.90m	9-6¾	3/31
--	Callie MORKEN	FR	2.30m	7-6¾	3/31

<b>16</b>	<b>Wesleyan (Conn.)</b>		<b>11.20m</b>	<b>36-9</b>	
LW: --			<i>average 2.80m</i>	<i>9-2¾</i>	
78	Tara PENG	SO	3.10m	10-2	3/24
166	Colleen O'NEIL	SR	2.80m	9-2¾	3/24
166	Sydney FORREST	SO	2.80m	9-2¾	3/24
230	Shannon SWEENEY	FR	2.50m	8-2½	3/24



## 2018 Outdoor Track &amp; Field, Week #1

## Women's Long Jump

<b>1</b>	<b>Williams</b>	<b>21.84m</b>	<b>71-8</b>		
LW: --		<i>average 5.46m</i>	17-11		
5	Izabelle ITH	FR	5.67m	18-7½ (0.0)	3/22
12	Emma EGAN	SO	5.54m	18-2¾ (2.0)	3/31
35	Caitlin UBL	JR	5.33m	17-6 (-0.5)	3/22
40	Astia INNIS	SO	5.30m	17-4¾ (-1.0)	3/24
<b>2</b>	<b>George Fox</b>	<b>21.21m</b>	<b>69-7</b>		
LW: --		<i>average 5.30m</i>	17-4¾		
6	Dakota BUHLER	SR	5.65m	18-6½ (-0.1)	3/22
60	Kenna MEINHART	JR	5.21m	17-1¼ (1.4)	3/31
72	Erin ROWLAND	JR	5.19m	17-½ (0.0)	3/22
78	Alissa SWILLEY	SO	5.16m	16-11¼ (0.2)	3/31
<b>3</b>	<b>Ohio Wesleyan</b>	<b>21.12m</b>	<b>69-3½</b>		
LW: --		<i>average 5.28m</i>	17-4		
20	Amanda CLAY	SR	5.46m	17-11 (1.7)	3/23
31	Emily BROWN	SR	5.35m	17-6¾ (0.1)	3/23
56	Alyssa ACEVEDO	JR	5.23mw	17-2 (2.4)	3/31
103	Cloie REIDLINGER	FR	5.08m	16-8 (0.0)	3/23
<b>4</b>	<b>MIT</b>	<b>20.71m</b>	<b>67-11½</b>		
LW: --		<i>average 5.18m</i>	17-0		
13	Haley STROUF	SR	5.53m	18-1¼ (0.0)	3/31
23	Nneoma OKONKWO	SR	5.42m	17-9½ (-0.3)	3/31
180	Sarah ISHAMUDDIN	FR	4.89m	16-½ (0.3)	3/31
194	Elizabeth WEEKS	FR	4.87m	15-11¼ (1.6)	3/31
<b>5</b>	<b>Trinity (Texas)</b>	<b>20.56m</b>	<b>67-5½</b>		
LW: --		<i>average 5.14m</i>	16-10¾		
4	Britney SULLIVAN	SR	5.71mw	18-9 (2.2)	3/23
68	Androniki DEFTERAIOU	SO	5.20m	17-¾ (0.7)	3/31
211	Triniti LEMMONS	FR	4.83mw	15-10¾ (2.9)	3/31
216	Mia LOSEFF	JR	4.82mw	15-9¾ (2.7)	3/31
<b>6</b>	<b>SUNY Geneseo</b>	<b>20.47m</b>	<b>67-2</b>		
LW: --		<i>average 5.12m</i>	16-9¾		
9	Camille WUTZ	SR	5.58m	18-3¾ (0.8)	3/31
103	Julianna LAURICELLA	JR	5.08m	16-8 (0.8)	3/31
171	Emily LAVARNWAY	FR	4.91m	16-1½ (1.4)	3/31
175	Laura ZOPF	FR	4.90m	16-1 (1.7)	3/31
<b>7</b>	<b>Claremont-Mudd-Scrip</b>	<b>20.31m</b>	<b>66-7¾</b>		
LW: --		<i>average 5.08m</i>	16-8		
15	Sabrina GRIFFITH	SO	5.52mw	18-1½ (2.1)	3/24
99	Amanda MELL	SO	5.10m	16-8¾ (0.4)	3/16
180	Carolyn WEISMAN	FR	4.89m	16-½ (0.6)	3/3
225	Dani CHAMI	JR	4.80m	15-9 (1.8)	3/16
<b>8</b>	<b>Loras</b>	<b>20.21m</b>	<b>66-3¾</b>		
LW: --		<i>average 5.05m</i>	16-7		
60	Elyse ACOMPANADO	SO	5.21m	17-1¼ (0.0)	3/28
80	Terrianna BLACK	SO	5.15m	16-10¾ (0.3)	3/28
146	Taylor SCHAEFERS	JR	4.97m	16-3¾ (-0.3)	3/28
190	Sarah SCHOEL	SR	4.88m	16-¾ (1.1)	3/28
<b>9</b>	<b>RIT</b>	<b>20.16m</b>	<b>66-1¾</b>		
LW: --		<i>average 5.04m</i>	16-6¾		
17	Kaitlyn HOUGHTLING	SR	5.49m	18-¾ (1.2)	3/31
48	Darcy DEANGELIS	JR	5.26m	17-3¾ (1.4)	3/31
--	Emily BERNABEO	FR	4.73m	15-6¾ (0.8)	3/31
--	Marissa SHAW	FR	4.68m	15-4¾ (1.1)	3/31
<b>10</b>	<b>Linfield</b>	<b>20.12m</b>	<b>66-1¼</b>		
LW: --		<i>average 5.03m</i>	16-6		
43	Maddie SHIRLEY	JR	5.28m	17-4 (-0.9)	3/2
68	Mehana SABADO-HALPERN	JR	5.20m	17-¾ (0.0)	3/22
180	Desirae DESROSIERS	FR	4.89m	16-½ (1.3)	3/17
245	Olivia MCDANIEL	JR	4.75m	15-7 (-1.8)	3/2
<b>11</b>	<b>Hendrix</b>	<b>20.06m</b>	<b>65-9¾</b>		
LW: --		<i>average 5.02m</i>	16-5½		
28	Allison LONG	FR	5.36m	17-7 (0.8)	3/10
151	Kiersten HUITT	SO	4.96mw	16-3¾ (2.5)	3/30
175	Bailey BRYA	SO	4.90m	16-1 (1.5)	3/30
209	Jackie GREENWELL	FR	4.84m	15-10½ (2.0)	3/2
<b>12</b>	<b>Middlebury</b>	<b>20.05m</b>	<b>65-9½</b>		
LW: --		<i>average 5.01m</i>	16-5¾		
56	Alex COOK	SO	5.23m	17-2 (-0.9)	3/31
132	Mimi SOULE	SO	5.00m	16-5 (1.3)	3/31
146	Sophie STEINBERG	SO	4.97m	16-3¾ (1.3)	3/31
207	Emily ALLARDI	FR	4.85m	15-11 (0.4)	3/24
<b>13</b>	<b>Tufts</b>	<b>20.01m</b>	<b>65-7¾</b>		
LW: --		<i>average 5.00m</i>	16-5		
96	Brita DAWSON	JR	5.11m	16-9¾ (1.7)	3/31
141	Olivia STEINER	FR	4.98m	16-4¾ (1.8)	3/23
141	Kylene DESMITH	JR	4.98m	16-4¾ (0.0)	3/31
159	Sydney LADNER	JR	4.94m	16-2½ (1.1)	3/31
<b>14</b>	<b>Pomona-Pitzer</b>	<b>19.99m</b>	<b>65-7</b>		
LW: --		<i>average 5.00m</i>	16-4¾		
111	Gianna WU	JR	5.06m	16-7¾ (-0.9)	3/24
117	Prisca DIALA	SR	5.05m	16-7 (1.2)	3/31
136	Amy WATT	SO	4.99m	16-4½ (1.1)	3/3
180	Vicky-Marie ADDO-ASHONG	SO	4.89m	16-½ (-1.4)	3/3
<b>15</b>	<b>La Verne</b>	<b>19.87m</b>	<b>65-2¼</b>		
LW: --		<i>average 4.97m</i>	16-3¾		
8	Catalina LEE KIM	SR	5.61m	18-5 (0.5)	3/3
154	Micaela KRUMWEIDE	JR	4.95m	16-3 (0.9)	3/31
171	Alexandra CORMIER	SR	4.91m	16-1½ (0.8)	3/31
--	Cheyenne PAGE	SR	4.40m	14-5¾ (1.6)	3/31
<b>16</b>	<b>Mount Union</b>	<b>19.84m</b>	<b>65-1¼</b>		
LW: --		<i>average 4.96m</i>	16-3¾		
11	Alexianna JOHNSON	FR	5.55m	18-2½ (1.2)	3/30
80	Dana CROFOOT	SR	5.15mw	16-10¾ (2.5)	3/30
159	Megan BAILEY	FR	4.94mw	16-2½ (2.5)	3/30
--	Allison DIXON	FR	4.20m	13-9½ (1.4)	3/30



## 2018 Outdoor Track &amp; Field, Week #1

## Women's Triple Jump

<b>1</b>	<b>George Fox</b>	<b>43.85m</b>	<b>143-10</b>
LW: --		<i>average 10.96m</i>	<i>35-11%</i>
6	Dakota BUHLER	SR	11.52m 37-9½ (0.9) 3/31
41	Kyla NORELL	SO	10.90m 35-9¾ (0.2) 3/10
56	Haley STROWBRIDGE	SO	10.73m 35-2½ (0.7) 3/17
60	Erin ROWLAND	JR	10.70m 35-1¼ (1.6) 3/2

<b>2</b>	<b>Claremont-Mudd-Scrip</b>	<b>42.61m</b>	<b>139-9</b>
LW: --		<i>average 10.65m</i>	<i>34-11½</i>
24	Amanda MELL	SO	11.22m 36-9¾ (0.0) 3/31
44	Carolyn WEISMAN	FR	10.87m 35-8 (-0.7) 3/3
121	Michelle LILLY	SO	10.26m 33-8 (0.0) 3/16
121	Kelly WATANABE	SO	10.26m 33-8 (-0.1) 3/3

<b>3</b>	<b>Rowan</b>	<b>42.00m</b>	<b>137-9</b>
LW: --		<i>average 10.50m</i>	<i>34-5%</i>
43	Angel ROWE	SO	10.88mw 35-8¾ (2.3) 3/15
61	Laniece BROWN	FR	10.69mw 35-1 (2.6) 3/15
121	oluwapelumi ADESINA	SO	10.26m 33-8 (0.0) 3/30
140	Michelle MCCAULEY	JR	10.17m 33-4¾ (0.0) 3/30

<b>4</b>	<b>Southern Maine</b>	<b>41.73m</b>	<b>136-11</b>
LW: --		<i>average 10.43m</i>	<i>34-2%</i>
3	Adela KALILWA	SO	11.74mw 38-6¾ (2.4) 3/30
58	Rachel INGRAM	SR	10.71m 35-1¼ (1.9) 3/30
137	Samantha ROUND	SO	10.18mw 33-4¾ (2.2) 3/30
--	Chance ISAZU	FR	9.10m 29-10¼ (1.4) 3/30

<b>5</b>	<b>SUNY Geneseo</b>	<b>41.69m</b>	<b>136-9</b>
LW: --		<i>average 10.42m</i>	<i>34-2½</i>
21	Camille WUTZ	SR	11.26m 36-11½ (0.0) 3/31
77	Lauryn KRUPA	FR	10.61m 34-9¾ (0.8) 3/31
148	Erin KANE	SO	10.12m 33-2½ (2.0) 3/31
228	Gabby MCKAY	SO	9.70m 31-10 (0.0) 3/31

<b>6</b>	<b>Case Western Reserve</b>	<b>41.63m</b>	<b>136-7</b>
LW: --		<i>average 10.41m</i>	<i>34-1¾</i>
33	Rachel WILLARD	SR	11.08m 36-4¾ (1.2) 3/30
93	Sam KELTS	SO	10.51m 34-5¾ (1.1) 3/30
142	Roslyn YANG	FR	10.15m 33-3¾ (1.3) 3/30
194	Andrea ARLINE	FR	9.89m 32-5¾ (1.4) 3/30

<b>7</b>	<b>Washington (Mo.)</b>	<b>41.49m</b>	<b>136-1</b>
LW: --		<i>average 10.37m</i>	<i>34-½</i>
16	Eka JOSE	FR	11.37m 37-3¾ (0.6) 3/31
76	Elise CHAO	FR	10.62m 34-10¼ (0.7) 3/31
212	Anika BOYD	SO	9.78m 32-1 (0.5) 3/31
223	Leah FINE	FR	9.72m 31-10¼ (0.7) 3/31

<b>8</b>	<b>Pomona-Pitzer</b>	<b>41.42m</b>	<b>135-10</b>
LW: --		<i>average 10.36m</i>	<i>33-11%</i>
30	Vicky-Marie ADDO-ASHONG	SO	11.12m 36-5¾ (-0.8) 3/31
137	Gianna WU	JR	10.18m 33-4¾ (-0.1) 3/3
140	Prisca DIALA	SR	10.17m 33-4¾ (0.0) 3/3
181	Julia HO	FR	9.95m 32-7¾ (-0.9) 3/3

<b>9</b>	<b>Middlebury</b>	<b>41.20m</b>	<b>135-2</b>
LW: --		<i>average 10.30m</i>	<i>33-9½</i>
57	Kisha KALRA	SR	10.72mw 35-2 (2.6) 3/31
85	Mimi SOULE	SO	10.56m 34-7¾ (0.5) 3/31
162	Simone AMEER	FR	10.06m 33-¾ (0.8) 3/31
198	Emily ALLARDI	FR	9.86m 32-4¾ (-0.8) 3/24

<b>10</b>	<b>Roger Williams</b>	<b>39.08m</b>	<b>128-2</b>
LW: --		<i>average 9.77m</i>	<i>32-¾</i>
173	Ava RICCIARDI	FR	10.01mw 32-10¼ (2.1) 3/30
192	Katerina TSIOUNIS	SO	9.90m 32-5¾ (1.3) 3/30
215	Madelyn MALIESWSKI	FR	9.77mw 32-¾ (2.6) 3/30
--	Victoria STODDARD	FR	9.40m 30-10¼ (1.7) 3/30

<b>11</b>	<b>Washington and Lee</b>	<b>38.84m</b>	<b>127-5</b>
LW: --		<i>average 9.71m</i>	<i>31-10¼</i>
112	Alexa CASTELLANA	SO	10.37m 34-¾ (-0.8) 3/16
215	Leah GREEN	FR	9.77m 32-¾ (0.0) 3/23
--	Julie LOWE	FR	9.48m 31-1¼ (0.0) 3/16
--	Sarah LEONARD	SO	9.22m 30-3 (0.0) 3/16





## 2018 Outdoor Track &amp; Field, Week #1

## Women's Shot Put

<b>1</b>	<b>Brockport</b>	<b>49.77m</b>	<b>163-3</b>
LW: --		average 12.44m	40-10
1	Victoire KOTHOR	SR	15.76m 51-8% 3/31
8	Audrey MILLER	SR	13.01m 42-8% 3/31
169	Mady DIBBLE	SO	10.60m 34-9% 3/31
207	Lelly HOOSE	JR	10.40m 34-1% 3/31
<b>2</b>	<b>Pacific (Ore.)</b>	<b>49.35m</b>	<b>161-11</b>
LW: --		average 12.34m	40-5%
11	Karen DU	JR	12.92m 42-4% 3/31
13	Megan WESEL	JR	12.70m 41-8 3/31
28	Dianna CHURCH	SR	12.10m 39-8% 3/31
55	Emily DEYOUNG	FR	11.63m 38-2 3/24
<b>3</b>	<b>Oberlin</b>	<b>47.41m</b>	<b>155-6</b>
LW: --		average 11.85m	38-10%
5	Naeisha MCCLAIN	SO	13.33m 43-9 3/22
47	Ana RICHARDSON	SR	11.83m 38-9% 3/22
69	Jasmine KEEGAN	SO	11.51m 37-9% 3/22
148	Cecelia LONGO	SO	10.74m 35-3 3/22
<b>4</b>	<b>UW-Eau Claire</b>	<b>47.03m</b>	<b>154-3</b>
LW: --		average 11.76m	38-7
4	Erica OAWSTER	JR	13.34m 43-9% 3/23
31	Kassandra LUECK	SO	12.09m 39-8 3/23
69	Kalyssa WATTERS	SO	11.51m 37-9% 3/23
--	Brianne JOHNSRUD	JR	10.09m 33-1% 3/23
<b>5</b>	<b>Ithaca</b>	<b>45.25m</b>	<b>148-5</b>
LW: --		average 11.31m	37-1%
40	Samantha HEALY	FR	11.93m 39-1% 3/31
77	Kendall WELLAUER	SO	11.39m 37-4% 3/31
80	Ariyahna BERNARD	FR	11.37m 37-3% 3/31
177	Caitlin NOONAN	SR	10.56m 34-7% 3/31
<b>6</b>	<b>Otterbein</b>	<b>45.10m</b>	<b>147-11</b>
LW: --		average 11.28m	37-0
22	Marie THORNTON	SR	12.36m 40-6% 3/23
61	Mackenzie SWARY	JR	11.57m 37-11% 3/30
64	Emily FINNEGAN	JR	11.56m 37-11% 3/23
--	Alexis SNYDER	JR	9.61m 31-6% 3/15
<b>7</b>	<b>Manchester</b>	<b>44.61m</b>	<b>146-4</b>
LW: --		average 11.15m	36-7%
44	Whitney WHITE	SR	11.88m 38-11% 3/31
93	Jacey CAUHORN	SR	11.17m 36-7% 3/31
139	Katlyn KENNEDY	SO	10.81m 35-5% 3/31
146	Daisy BYERS	JR	10.75m 35-3% 3/31
<b>8</b>	<b>St. Norbert</b>	<b>44.35m</b>	<b>145-6</b>
LW: --		average 11.09m	36-4%
69	Hannah KRUSE	SR	11.51m 37-9% 3/29
74	Savanna SMITH	JR	11.45m 37-6% 3/29
110	Kristina HERMAN	JR	10.99m 36-% 3/29
207	Emma SWEERE	FR	10.40m 34-1% 3/29
<b>9</b>	<b>Redlands</b>	<b>43.89m</b>	<b>144-0</b>
LW: --		average 10.97m	36-0
7	Reyna TA'AMU	SR	13.12m 43-½ 3/16
131	Kathryn GONZALEZ	JR	10.88m 35-8% 3/31
--	Kara ROMANI	JR	10.13m 33-3 3/3
--	Caeli HAVEL	FR	9.76m 32-¼ 3/3
<b>10</b>	<b>UT Tyler</b>	<b>43.28m</b>	<b>142-0</b>
LW: --		average 10.82m	35-6
88	Emma SNYDER	SO	11.22m 36-9% 3/30
96	Michaela MCGEARY	FR	11.16m 36-7% 3/23
185	Baylee COCHRAN	SO	10.49m 34-5 3/30
204	Sydney MAKOWSKI	SO	10.41m 34-2 3/30
<b>11</b>	<b>Linfield</b>	<b>43.08m</b>	<b>141-4</b>
LW: --		average 10.77m	35-4
126	Josie KNIGHT	SO	10.90m 35-9% 3/17
133	Sara MILES	SO	10.87m 35-8 3/24
158	Maddie SHIRLEY	JR	10.68m 35-½ 3/22
164	Rachael BROCKAMP	FR	10.63m 34-10% 3/17
<b>12</b>	<b>Gettysburg</b>	<b>43.02m</b>	<b>141-1</b>
LW: --		average 10.76m	35-3%
23	Mikaela COLLINS	SR	12.34m 40-6 3/31
139	Ellery LYON	SR	10.81m 35-5% 3/31
--	Katharine TAYLOR	SO	10.10m 33-1% 3/31
--	Diana BIANCO RILEY	FR	9.77m 32-% 3/31
<b>13</b>	<b>Emory</b>	<b>42.78m</b>	<b>140-4</b>
LW: --		average 10.70m	35-1%
75	Kora DREFFS	SR	11.43m 37-6 3/30
143	Leelah WILBURN	FR	10.79m 35-5 3/30
215	Gracie POTOKAR	JR	10.36m 34-0 3/23
242	Greta WILKER	SO	10.20m 33-5% 3/23
<b>14</b>	<b>Sul Ross State</b>	<b>42.54m</b>	<b>139-7</b>
LW: --		average 10.64m	34-10%
33	La Nasia REED	JR	12.03m 39-5% 3/15
48	Audrey LOZANO	SO	11.81m 38-9 3/15
--	Kai WINSLOW	JR	9.38m 30-9% 3/31
--	Makayla MCCARTY	JR	9.32m 30-7 3/31
<b>15</b>	<b>Case Western Reserve</b>	<b>42.42m</b>	<b>139-2</b>
LW: --		average 10.61m	34-9%
102	Emma HAMMELEF	FR	11.10m 36-5 3/31
133	Shannon CARROLL	JR	10.87m 35-8 3/30
225	Taylor JACKSON	FR	10.32m 33-10% 3/31
--	Eleanor GADDY	FR	10.13m 33-3 3/31
<b>16</b>	<b>Central (Iowa)</b>	<b>42.14m</b>	<b>138-3</b>
LW: --		average 10.54m	34-6%
51	Emily BURT	SO	11.69m 38-4% 3/29
90	Gillian STREIT	FR	11.19m 36-8% 3/29
--	Lexi ENGEN	FR	9.94m 32-7% 3/29
--	Mary GRAY	FR	9.32m 30-7 3/29



## 2018 Outdoor Track &amp; Field, Week #1

## Women's Discus

<b>1</b>	<b>Texas Lutheran</b>	<b>156.20</b>	<b>512-5</b>			
LW: --		average 39.05m		128-1		
9	Hannah KIPP	FR	41.31m	135-6	3/31	
25	Dejah CARR	FR	39.24m	128-9	3/23	
34	Brielle BROWN	SR	38.52m	126-4	3/15	
56	Jada JACKSON	FR	37.13m	121-10	3/23	
<b>2</b>	<b>Baldwin Wallace</b>	<b>149.57</b>	<b>490-8</b>			
LW: --		average 37.39m		122-8		
11	Brooke BUCKHANNON	SO	40.90m	134-2	3/23	
40	Carol FOSTER	FR	38.24m	125-5	3/23	
52	Jillian ROBERTS	SO	37.30m	122-4	3/17	
156	Breeanna KARAM	SO	33.13m	108-8	3/23	
<b>3</b>	<b>Aurora</b>	<b>146.36</b>	<b>480-2</b>			
LW: --		average 36.59m		120-0		
5	Hannah MEAGER	SR	43.16m	141-7	3/29	
110	Auset KHERU	FR	34.87m	114-5	3/29	
117	Katie GONTERMAN	FR	34.52m	113-3	3/29	
141	Rakeya MARTIN	FR	33.81m	110-11	3/29	
<b>4</b>	<b>Pacific Lutheran</b>	<b>144.52</b>	<b>474-1</b>			
LW: --		average 36.13m		118-6		
31	Vakeaemanu HUNKIN	SO	38.58m	126-7	3/24	
83	Emma PETERS	SO	35.80m	117-5	3/31	
98	Neely HARDING	SO	35.18m	115-5	3/24	
107	Katelyn BROWN	FR	34.96m	114-8	3/24	
<b>5</b>	<b>Central (Iowa)</b>	<b>142.83</b>	<b>468-7</b>			
LW: --		average 35.71m		117-2		
17	Gillian STREIT	FR	39.91m	130-11	3/29	
44	Kennedy MORRIS	FR	37.63m	123-5	3/29	
171	Lillian SMITHSON	SO	32.88m	107-10	3/29	
180	Emily BURT	SO	32.41m	106-4	3/29	
<b>6</b>	<b>UW-Eau Claire</b>	<b>142.38</b>	<b>467-1</b>			
LW: --		average 35.60m		116-9		
1	Erica OAWSTER	JR	46.48m	152-6	3/23	
181	Kassandra LUECK	SO	32.39m	106-3	3/23	
183	Kalyssa WATTERS	SO	32.34m	106-1	3/23	
227	Brianne JOHNSRUD	JR	31.17m	102-3	3/23	
<b>7</b>	<b>Oberlin</b>	<b>142.32</b>	<b>466-11</b>			
LW: --		average 35.58m		116-8		
64	Jasmine KEEGAN	SO	36.56m	119-11	3/22	
79	Maya ENGLISH	SO	36.03m	118-2	3/30	
82	Ana RICHARDSON	SR	35.82m	117-6	3/22	
136	Naeisha MCCLAIN	SO	33.91m	111-3	3/22	
<b>8</b>	<b>Manchester</b>	<b>139.20</b>	<b>456-8</b>			
LW: --		average 34.80m		114-2		
24	Jacey CAUHORN	SR	39.30m	128-11	3/31	
102	Whitney WHITE	SR	35.10m	115-2	3/31	
169	Austin JONES	SO	32.90m	107-11	3/31	
204	Mallory FLETCHER	SO	31.90m	104-8	3/31	
<b>9</b>	<b>Hamline</b>	<b>138.38</b>	<b>454-0</b>			
LW: --		average 34.60m		113-6		
16	Jessie JUENEMANN	SO	40.37m	132-5	3/16	
61	Savanna KEISER	SO	36.73m	120-6	3/29	
194	Nyjah WILLIS	FR	32.13m	105-5	3/16	
--	Jayda BAGSTAD	FR	29.15m	95-7½	3/16	
<b>10</b>	<b>Defiance</b>	<b>137.97</b>	<b>452-8</b>			
LW: --		average 34.49m		113-2		
20	Hannah WILLIAMS	SR	39.58m	129-10	3/23	
23	Brooke WAIDELICH	SR	39.32m	129-0	3/30	
139	Madison BOWMAN	SO	33.88m	111-2	3/30	
--	Cassidy SANTEN	SR	25.19m	82-7½	3/30	
<b>11</b>	<b>UT Tyler</b>	<b>137.89</b>	<b>452-4</b>			
LW: --		average 34.47m		113-1		
53	Emma SNYDER	SO	37.29m	122-4	3/23	
67	Michaela MCGEARY	FR	36.47m	119-8	3/23	
74	Katie MOORE	FR	36.16m	118-7	3/23	
--	Baylee COCHRAN	SO	27.97m	91-9½	3/2	
<b>12</b>	<b>Mount Union</b>	<b>137.07</b>	<b>449-8</b>			
LW: --		average 34.27m		112-5		
97	Bailee KUHN	FR	35.22m	115-6	3/30	
129	Quinn CROWE	SO	34.01m	111-7	3/30	
131	Natalie WINTERS	SR	34.00m	111-6	3/30	
140	Danielle ESTER	FR	33.84m	111-0	3/30	
<b>13</b>	<b>Linfield</b>	<b>136.27</b>	<b>447-1</b>			
LW: --		average 34.07m		111-9		
55	Kailey WRIGHT	SR	37.24m	122-2	3/17	
88	MaKenzie MIZE	SO	35.53m	116-7	3/2	
142	Molly DANIELSON	SO	33.78m	110-10	3/2	
--	Rachael BROCKAMP	FR	29.72m	97-6½	3/10	
<b>14</b>	<b>Otterbein</b>	<b>135.50</b>	<b>444-6</b>			
LW: --		average 33.88m		111-1		
3	Emily FINNEGAN	JR	44.04m	144-6	3/15	
60	Mackenzie SWARY	JR	36.78m	120-8	3/30	
248	Marie THORNTON	SR	30.48m	100-0	3/23	
--	Jordan STOLL	JR	24.20m	79-4½	3/30	
<b>15</b>	<b>Southern Virginia</b>	<b>132.94</b>	<b>436-2</b>			
LW: --		average 33.24m		109-0		
39	Mesi HAVEA	FR	38.38m	125-11	3/23	
147	Kanani LASIKE	FR	33.44m	109-8	3/23	
211	Jesstine CREER	FR	31.82m	104-4	3/23	
--	Madeleine MAHER	FR	29.30m	96-1½	3/23	
<b>16</b>	<b>Southwestern (Texas)</b>	<b>132.30</b>	<b>434-0</b>			
LW: --		average 33.08m		108-6		
71	Julia GLANDT	FR	36.24m	118-10	3/31	
77	Hannah BRUCE	SO	36.12m	118-6	3/23	
--	Nacona CARTER-MADDUX	FR	30.11m	98-9½	3/31	
--	Erin TORO	FR	29.83m	97-10½	3/15	



# 2018 Outdoor Track & Field, Week #1

## Women's Hammer


<b>1</b>	<b>Rhode Island College</b>	<b>186.41</b>	<b>611-7</b>
LW: --		<i>average 46.60m</i>	152-10
6	Chelsea YANG	FR 50.46m	165-6 3/31
10	Destinee BARRETT	SR 49.51m	162-5 3/31
48	Funmibi YUSUFF	SO 43.47m	142-7 3/31
56	Melissa MEIJA	FR 42.97m	140-11 3/31

<b>2</b>	<b>Loras</b>	<b>178.93</b>	<b>587-0</b>
LW: --		<i>average 44.73m</i>	146-9
17	Esther JOHNSON	JR 47.73m	156-7 3/28
32	Carly FISCHER	FR 45.39m	148-11 3/28
46	Savannah NESVIK	JR 43.59m	143-0 3/28
64	Michelle BUDDEN	SO 42.22m	138-6 3/28

<b>3</b>	<b>Oberlin</b>	<b>175.43</b>	<b>575-6</b>
LW: --		<i>average 43.86m</i>	143-10
17	Ana RICHARDSON	SR 47.73m	156-7 3/22
24	Maya ENGLISH	SO 46.62m	152-11 3/30
72	Jasmine KEEGAN	SO 41.85m	137-3 3/22
118	Naeisha MCCLAIN	SO 39.23m	128-8 3/22

<b>4</b>	<b>UT Tyler</b>	<b>171.27</b>	<b>561-11</b>
LW: --		<i>average 42.82m</i>	140-5
22	Lexie PETTY	SO 46.80m	153-6 3/2
50	Baylee COCHRAN	SO 43.36m	142-3 3/23
65	Michaela MCGEARY	FR 42.20m	138-5 3/2
121	Sydney MAKOWSKI	SO 38.91m	127-8 3/30

<b>5</b>	<b>Manchester</b>	<b>169.65</b>	<b>556-7</b>
LW: --		<i>average 42.41m</i>	139-1
19	Kara BREUCKMAN	SR 47.23m	154-11 3/31
43	Jacey CAUHORN	SR 43.82m	143-9 3/31
91	Austin JONES	SO 40.66m	133-4 3/31
149	Katlyn KENNEDY	SO 37.94m	124-5 3/31

<b>6</b>	 <b>Baldwin Wallace</b>	<b>169.03</b>	<b>554-6</b>
LW: --		<i>average 42.26m</i>	138-7
16	Brooke BUCKHANNON	SO 47.84m	156-11 3/30
23	Madeline ZICCARDI	SR 46.72m	153-3 3/17
169	Jillian ROBERTS	SO 37.37m	122-7 3/17
178	Madison PHILLIPS	SR 37.10m	121-8 3/17

<b>7</b>	<b>Defiance</b>	<b>166.54</b>	<b>546-4</b>
LW: --		<i>average 41.64m</i>	136-7
20	Hannah WILLIAMS	SR 46.96m	154-1 3/17
58	Brooke WAIDELICH	SR 42.87m	140-7 3/17
83	Madison BOWMAN	SO 41.07m	134-9 3/23
220	Cassidy SANTEN	SR 35.64m	116-11 3/17

<b>8</b>	<b>Case Western Reserve</b>	<b>165.97</b>	<b>544-6</b>
LW: --		<i>average 41.49m</i>	136-1
27	Nimi GUPTA	SR 46.14m	151-4 3/23
61	Marina YU	SO 42.48m	139-4 3/16
105	Emma HAMMELEF	FR 40.06m	131-5 3/31
174	Chanel DORE	SO 37.29m	122-4 3/16

<b>9</b>	<b>Brockport</b>	<b>165.20</b>	<b>542-0</b>
LW: --		<i>average 41.30m</i>	135-6
5	Victoire KOTHOR	SR 50.79m	166-7 3/31
88	Lelly HOOSE	JR 40.84m	134-0 3/31
175	Audrey MILLER	SR 37.18m	121-11 3/31
194	Olivia GEORGE	FR 36.39m	119-4 3/31


<b>10</b>	<b>Emory</b>	<b>158.39</b>	<b>519-8</b>
LW: --		<i>average 39.60m</i>	129-11
51	Paris WAGNER	JR 43.32m	142-1 3/30
134	Kemdi OKAFOR	SO 38.55m	126-5 3/30
135	Kora DREFFS	SR 38.52m	126-4 3/30
147	Sarah STRAUSSER	SR 38.00m	124-8 3/30

<b>11</b>	<b>Wilmington (Ohio)</b>	<b>155.78</b>	<b>511-1</b>
LW: --		<i>average 38.95m</i>	127-9
15	Lauren STACY	SR 47.98m	157-5 3/30
188	Zara ZELLER	SO 36.74m	120-6 3/30
204	Kayli SULLIVAN	FR 36.19m	118-9 3/23
244	Calla HENRY	SR 34.87m	114-5 3/30

<b>12</b>	<b>Central (Iowa)</b>	<b>153.91</b>	<b>504-11</b>
LW: --		<i>average 38.48m</i>	126-3
41	Kennedy MORRIS	FR 44.11m	144-8 3/29
144	Emily BURT	SO 38.22m	125-4 3/29
155	Lillian SMITHSON	SO 37.75m	123-10 3/29
--	Aiyana ROUSE	FR 33.83m	111-0 3/29

<b>13</b>	<b>UW-Eau Claire</b>	<b>151.62</b>	<b>497-5</b>
LW: --		<i>average 37.91m</i>	124-4
13	Josie BURNS	SR 48.15m	157-11 3/23
202	Brianne JOHNSRUD	JR 36.25m	118-11 3/23
241	Kassandra LUECK	SO 34.93m	114-7 3/23
--	Kalyssa WATTERS	SO 32.29m	105-11 3/23

<b>14</b>	<b>Centre</b>	<b>150.76</b>	<b>494-7</b>
LW: --		<i>average 37.69m</i>	123-8
67	Aja LEACHMAN	SR 42.12m	138-2 3/31
117	Grace BERTRAM	SO 39.31m	128-11 3/31
229	Ashley LEWIS	SO 35.33m	115-11 3/16
--	Taylor WALKER-SMITH	SR 34.00m	111-6 3/16

<b>15</b>	 <b>WPI</b>	<b>150.27</b>	<b>493-0</b>
LW: --		<i>average 37.57m</i>	123-3
36	Kendra O'MALLEY	JR 44.57m	146-2 3/31
113	Kirsten HERCHENRODER	SR 39.59m	129-10 3/31
198	Allison KLOECKNER	FR 36.32m	119-2 3/31
--	Kristen DETLOFF	JR 29.79m	97-9 3/31

<b>16</b>	<b>Roanoke</b>	<b>148.97</b>	<b>488-9</b>
LW: --		<i>average 37.24m</i>	122-2
90	Jayna JEAN-JULES	SO 40.75m	133-8 3/30
113	Elizabeth KNUDSEN	SR 39.59m	129-10 3/30
158	Nicole MOUGHRABI	SO 37.71m	123-8 3/23
--	Grace CARLL	JR 30.92m	101-5 3/23



## 2018 Outdoor Track &amp; Field, Week #1

## Women's Javelin

<b>1</b>	<b>George Fox</b>	<b>152.08</b>	<b>498-11</b>
LW: --		average 38.02m	124-9
5	Annie WRIGHT JR	40.18m	131-10 3/22
22	Demi GUILD FR	38.15m	125-2 3/22
32	Elizabeth CRUICKSHANK JR	37.63m	123-5 3/22
45	Haley STROWBRIDGE SO	36.12m	118-6 3/10
<b>2</b>	<b>Pacific Lutheran</b>	<b>149.47</b>	<b>490-4</b>
LW: --		average 37.37m	122-7
2	Machaela GRADDY SR	41.98m	137-8 3/31
24	Olga MOGEN JR	38.00m	124-8 3/2
42	Carlie KILCUP SO	36.31m	119-1 3/10
98	Emma PETERS SO	33.18m	108-10 3/10
<b>3</b>	<b>Middlebury</b>	<b>146.42</b>	<b>480-4</b>
LW: --		average 36.61m	120-1
19	Devon PLAYER SR	38.29m	125-7 3/31
31	Julia LOTHROP JR	37.65m	123-6 3/24
48	Helene ROWLAND SO	35.92m	117-10 3/31
69	Rebecca GORMAN SO	34.56m	113-4 3/24
<b>4</b>	<b>Calvin</b>	<b>138.19</b>	<b>453-4</b>
LW: --		average 34.55m	113-4
3	Allison ROZELL SO	41.67m	136-8 3/23
12	Brooke VAN LENTEN FR	38.91m	127-8 3/23
182	Annika STAAL SO	29.22m	95-10% 3/23
216	Annaka EDIGER FR	28.39m	93-1% 3/29
<b>5</b>	<b>Linfield</b>	<b>136.78</b>	<b>448-9</b>
LW: --		average 34.20m	112-2
8	Dana BROOKS FR	39.68m	130-2 3/24
56	Maddie SHIRLEY JR	35.29m	115-9 3/2
58	Morgan CHAMBERLAIN SO	35.12m	115-2 3/17
--	Mehana SABADO-HALPERN JR	26.69m	87-6% 3/22
<b>6</b>	<b>Whitworth</b>	<b>136.34</b>	<b>447-3</b>
LW: --		average 34.09m	111-10
7	Isabel CLARK JR	39.82m	130-7 3/17
50	Sarah COOL SO	35.73m	117-2 3/17
148	Taya DEFRANCE SO	30.72m	100-9 3/3
163	Kayla BRASE SR	30.07m	98-8 3/17
<b>7</b>	<b>Rutgers-Camden</b>	<b>130.64</b>	<b>428-7</b>
LW: --		average 32.66m	107-2
75	Jordan ERSKINE SO	34.18m	112-1 3/31
87	Kyleigh STEVENSON SO	33.68m	110-6 3/31
130	Nicole DEMARCO SO	31.47m	103-3 3/31
133	Lorraine MAHONEY FR	31.31m	102-8 3/31
<b>8</b>	<b>Stockton</b>	<b>127.47</b>	<b>418-2</b>
LW: --		average 31.87m	104-6
55	Emily HIGBEE SR	35.33m	115-11 3/31
77	Victoria CAIAZZO JR	34.10m	111-10 3/31
176	Brianna FIORENTINO FR	29.34m	96-3% 3/31
204	Randi Lyn HORNYAK FR	28.70m	94-2 3/31
<b>9</b>	<b>Hendrix</b>	<b>124.89</b>	<b>409-9</b>
LW: --		average 31.22m	102-5
35	Leah BOEHL JR	36.70m	120-5 3/30
116	Bradi RYAN JR	31.97m	104-10 3/10
183	Kiersten HUITT SO	29.20m	95-9% 3/30
--	Allison LONG FR	27.02m	88-7% 3/10
<b>10</b>	<b>Tufts</b>	<b>124.61</b>	<b>408-10</b>
LW: --		average 31.15m	102-2
36	Julia KISSEL SO	36.68m	120-4 3/23
71	Erin LOGEE SO	34.37m	112-9 3/23
175	Evelyn DRAKE SO	29.35m	96-3% 3/23
--	Kylene DESMITH JR	24.21m	79-5% 3/31
<b>11</b>	<b>Occidental</b>	<b>124.54</b>	<b>408-7</b>
LW: --		average 31.14m	102-1
10	Sabrina DEGNAN JR	38.98m	127-10 3/31
93	Paige WATERS JR	33.31m	109-3 3/16
214	Joelle FLOYD FR	28.45m	93-4% 3/31
--	Corrie MCKEE SO	23.80m	78-1 3/3
<b>12</b>	<b>Berry</b>	<b>123.11</b>	<b>403-11</b>
LW: --		average 30.78m	100-11
27	Alexa BILSKY JR	37.90m	124-4 3/15
137	Genesis LEGGETT SO	31.22m	102-5 3/3
--	Carson BUTLER FR	27.05m	88-9 3/3
--	Rachel BIBBEY SO	26.94m	88-4% 3/23
<b>13</b>	<b>Wheaton (Ill.)</b>	<b>122.74</b>	<b>402-8</b>
LW: --		average 30.69m	100-8
98	Eden PARKER SR	33.18m	108-10 3/29
151	Ella CURRY FR	30.47m	99-11% 3/29
165	Makenna SANDERS SR	29.94m	98-2% 3/29
184	Grace O'CONNELL FR	29.15m	95-7% 3/29
<b>14</b>	<b>Muskingum</b>	<b>118.09</b>	<b>387-5</b>
LW: --		average 29.52m	96-10%
17	Tristen WILES SR	38.51m	126-4 3/23
179	Emily ZUMACK FR	29.31m	96-2 3/23
186	Emily ELLYSON SO	29.10m	95-5% 3/17
--	Hannah HALES SO	21.17m	69-5% 3/17
<b>15</b>	<b>TCNJ</b>	<b>117.77</b>	<b>386-4</b>
LW: --		average 29.44m	96-7%
82	Stephanie WOLFER JR	33.79m	110-10 3/31
149	Jane BEIERMEISTER FR	30.52m	100-1 3/31
224	Megan SCHERER FR	28.18m	92-5% 3/31
--	Kristin LANGE FR	25.28m	82-11% 3/31
<b>16</b>	<b>Rochester (N.Y.)</b>	<b>116.78</b>	<b>383-1</b>
LW: --		average 29.20m	95-9%
125	Siobhan SEIGNE JR	31.74m	104-1 3/23
161	Eileen BEQUETTE FR	30.15m	98-11 3/31
233	Kylee BARTLETT JR	27.93m	91-7% 3/31
--	Hannah DUTTWEILER SO	26.96m	88-5% 3/31



# 2018 Outdoor Track & Field, Week #1

## Women's Heptathlon

<b>1</b>	<b>Central (Iowa)</b>	<b>14,421</b>	
LW: --		<i>average 3,605</i>	
8	Mary GRAY	FR 4,095	3/29
11	Kiki PINGEL	FR 3,978	3/29
17	Merissa LARSON	JR 3,417	3/29
23	Courtney KRUTHOFF	FR 2,931	3/29
<b>2</b>	<b>Fontbonne</b>	<b>9,690</b>	
LW: --		<i>average 2,423</i>	
24	Katie GOSSER	SO 2,837	3/23
25	Emily BAY	SO 2,680	3/23
27	Jaylah JONES	SO 2,100	3/23
28	Colleen GOSSER	SO 2,073	3/23