



2018 Outdoor Track & Field, Week #3

Men's 100 Meters

| Rank | Team | Time | Average | Wind | Count |
|-----------|-----------------------------|--------------|--------------|--------|-------|
| 1 | Texas Lutheran | 43.87 | 10.97 | | |
| LW: -- | | | | | |
| 18 | Paris FOSTER | SO | 10.77w | (3.1) | 3/31 |
| 68 | Bryce JOHNSON | SR | 10.98w | (3.6) | 3/23 |
| 88 | Michael WONG | FR | 11.03w | (2.3) | 3/31 |
| 116 | Eli AUGUSTA | FR | 11.09w | (2.3) | 3/31 |
| 2 | George Fox | 43.89 | 10.97 | | |
| LW: -- | | | | | |
| 14 | Vernon LOTT | SR | 10.75 | (0.1) | 3/22 |
| 49 | Kenny MAY | JR | 10.91 | (0.1) | 3/22 |
| 68 | Colin HYATT | SO | 10.98 | (0.1) | 3/22 |
| 236 | Chris POLK | JR | 11.25 | (-0.1) | 3/10 |
| 3 | UMass Boston | 43.93 | 10.98 | | |
| LW: -- | | | | | |
| 6 | Dominic NDA | SR | 10.67w | (3.6) | 3/16 |
| 112 | Garth MIRIYOGA | SR | 11.08 | (1.1) | 4/14 |
| 112 | Bless AMEDOADZI | JR | 11.08w | (2.2) | 3/16 |
| 127 | Stefan POWELL | SO | 11.10 | (1.1) | 4/14 |
| 4 | Hope | 43.96 | 10.99 | | |
| LW: -- | | | | | |
| 1 | Justin FREEMAN | JR | 10.56w | (2.7) | 3/23 |
| 103 | Adam HOWARD | SO | 11.07w | (3.6) | 4/7 |
| 116 | Emmanuel HARINDA | SO | 11.09w | (3.6) | 4/7 |
| 228 | Korey DERR | SO | 11.24 | (0.4) | 4/7 |
| 5 | Virginia Wesleyan | 43.97 | 10.99 | | |
| LW: -- | | | | | |
| 20 | Jordan ARD | FR | 10.78 | (1.0) | 4/14 |
| 56 | Curtis DUDLEY | SO | 10.94w | (2.7) | 4/5 |
| 80 | Keyontae NORFLEET | SO | 11.02 | (0.4) | 3/31 |
| 223 | Armon ARDILA | JR | 11.23 | (0.4) | 3/31 |
| 6 | UW-La Crosse | 43.98 | 11.00 | | |
| LW: -- | | | | | |
| 23 | Ernest WINTERS | SR | 10.79w | (2.5) | 4/12 |
| 28 | Josh KOENECKE | FR | 10.82 | (-0.4) | 4/12 |
| 149 | Rob WILLISON | SO | 11.15w | (2.2) | 4/12 |
| 214 | Troy DEBRUIN | SO | 11.22w | (2.2) | 4/12 |
| 7 | Pacific Lutheran | 44.06 | 11.02 | | |
| LW: -- | | | | | |
| 3 | Carson KETTER | JR | 10.64 | (1.4) | 3/24 |
| 59 | Richard JOHNSON | SR | 10.96 | (1.4) | 3/24 |
| 94 | Garrett HITTNER | SR | 11.05 | (1.4) | 3/24 |
| -- | Cody BARNETT | FR | 11.41 | (2.0) | 3/24 |
| 8 | Rowan | 44.07 | 11.02 | | |
| LW: -- | | | | | |
| 59 | Shai MUMFORD | JR | 10.96 | (0.8) | 3/30 |
| 79 | Jonathan RAMIREZ | SR | 11.01w | (2.4) | 3/15 |
| 91 | Julian PRATT | SO | 11.04 | (0.1) | 4/13 |
| 99 | Steven JONES | SR | 11.06 | (-0.4) | 3/15 |
| 9 | Tufts | 44.09 | 11.02 | | |
| LW: -- | | | | | |
| 43 | Anthony KARDONSKY | JR | 10.89 | (0.8) | 4/7 |
| 80 | Thomas MILLER | JR | 11.02 | (1.4) | 4/14 |
| 116 | Brandon LEVENSTEIN | JR | 11.09 | (1.5) | 3/24 |
| 116 | Robert JONES | SO | 11.09 | (1.4) | 4/14 |
| 10 | Sul Ross State | 44.10 | 11.03 | | |
| LW: -- | | | | | |
| 29 | Jermaine STEVENS | SR | 10.83w | (3.1) | 3/31 |
| 71 | Will GREAR | FR | 10.99w | (3.4) | 4/13 |
| 103 | Luis URIAS | SO | 11.07w | (4.0) | 4/5 |
| 203 | Mark VENEGAS | FR | 11.21 | (2.0) | 4/5 |
| 11 | Redlands | 44.11 | 11.03 | | |
| LW: -- | | | | | |
| 11 | Luke BOHLINGER | JR | 10.71w | (2.7) | 3/3 |
| 54 | MJ WHEELER | FR | 10.93w | (2.6) | 3/16 |
| 203 | Domanick MURRAY | FR | 11.21 | (0.0) | 4/14 |
| 249 | Anthony RAZO | FR | 11.26 | (-0.2) | 3/31 |
| 12 | Occidental | 44.14 | 11.04 | | |
| LW: -- | | | | | |
| 54 | Tyler WEBB | SO | 10.93 | (-0.4) | 4/14 |
| 65 | Hugh PEGAN | SR | 10.97w | (2.1) | 3/16 |
| 103 | Chris TORIBIO | JR | 11.07 | (-0.2) | 3/31 |
| 170 | Rio CHIBA | JR | 11.17 | (0.9) | 3/10 |
| 13 | Mount Union | 44.26 | 11.07 | | |
| LW: -- | | | | | |
| 15 | Louis BERRY | JR | 10.76 | (0.1) | 4/13 |
| 127 | Malik BRITT | FR | 11.10 | (2.0) | 4/13 |
| 193 | Jalen MCGILL | SR | 11.20 | (1.6) | 4/7 |
| 193 | Josh WEBER | SR | 11.20 | (0.0) | 4/13 |
| 14 | UW-Oshkosh | 44.31 | 11.08 | | |
| LW: -- | | | | | |
| 20 | Erik SCHWANDT | FR | 10.78 | (0.1) | 4/12 |
| 80 | Ryan POWERS | JR | 11.02 | (0.1) | 4/12 |
| 179 | Robert OGBULI | FR | 11.18 | (0.5) | 4/12 |
| -- | Christian LOPEZ | JR | 11.33 | (-2.0) | 4/7 |
| 15 | Nebraska Wesleyan | 44.31 | 11.08 | | |
| LW: -- | | | | | |
| 29 | Mamer MAMER | JR | 10.83 | (0.6) | 4/13 |
| 112 | Malik MORRIS | SR | 11.08 | (0.6) | 4/13 |
| 188 | Christian KWAMBAMBA | FR | 11.19 | (2.0) | 4/13 |
| 203 | Chase KELLER | FR | 11.21 | (0.6) | 4/13 |
| 16 | Saint John's (Minn.) | 44.37 | 11.09 | | |
| LW: -- | | | | | |
| 11 | Ryan MILLER | FR | 10.71 | (1.8) | 4/12 |
| 71 | Drew SCHOENBAUER | JR | 10.99 | (1.5) | 3/29 |
| 138 | Nick GANNON | FR | 11.13w | (3.3) | 4/12 |
| -- | Charles HAIK | FR | 11.54w | (3.3) | 4/12 |



2018 Outdoor Track & Field, Week #3

Men's 200 Meters

| | | |
|----------|-------------------|---------------------|
| 1 | George Fox | 1:27.77 |
| LW: -- | | average 21.94 |
| 8 | Vernon LOTT | SR 21.53 (0.3) 3/10 |
| 42 | Colin HYATT | SO 21.99 (0.2) 3/22 |
| 45 | Kenny MAY | JR 22.02 (0.4) 3/31 |
| 87 | Chris POLK | JR 22.23 (0.3) 3/10 |

| | | |
|----------|------------------|----------------------|
| 2 | Rowan | 1:28.12 |
| LW: -- | | average 22.03 |
| 8 | Shai MUMFORD | JR 21.53w (2.1) 4/13 |
| 26 | Francis TERRY | SO 21.82w (3.1) 3/15 |
| 70 | Jonathan RAMIREZ | SR 22.17w (3.1) 3/15 |
| 197 | Justin BISHOP | FR 22.60 (-0.6) 4/6 |

| | | |
|----------|-----------------|---------------------|
| 3 | Redlands | 1:28.45 |
| LW: -- | | average 22.11 |
| 4 | Luke BOHLINGER | JR 21.49 (1.4) 4/14 |
| 66 | MJ WHEELER | FR 22.15 (0.3) 3/31 |
| 124 | Nick BURCHETT | JR 22.40 (1.7) 3/16 |
| 128 | Domanick MURRAY | FR 22.41 (1.4) 4/14 |

| | | |
|----------|-------------------------|----------------------|
| 4 | Pacific Lutheran | 1:28.63 |
| LW: -- | | average 22.16 |
| 15 | Carson KETTER | JR 21.65w (3.7) 4/14 |
| 28 | Garrett HITTNER | SR 21.84w (2.4) 3/24 |
| 106 | Richard JOHNSON | SR 22.32w (3.7) 4/14 |
| -- | Myles BARROW | JR 22.82w (3.4) 4/14 |

| | | |
|----------|-------------------|----------------------|
| 5 | Middlebury | 1:28.72 |
| LW: -- | | average 22.18 |
| 10 | Nick HENDRIX | SO 21.54 (1.6) 3/24 |
| 20 | Jimmy MARTINEZ | JR 21.78 (1.6) 3/24 |
| 178 | Jackson BOCK | SR 22.56w (2.4) 3/24 |
| -- | Josh HOWARD | JR 22.84w (2.5) 3/24 |

| | | |
|----------|-------------------|----------------------|
| 6 | Occidental | 1:28.81 |
| LW: -- | | average 22.20 |
| 34 | Hugh PEGAN | SR 21.95 (1.6) 3/16 |
| 43 | Rio CHIBA | JR 22.00w (2.2) 4/14 |
| 124 | Tyler WEBB | SO 22.40w (2.2) 4/14 |
| 139 | Charles MARKS | FR 22.46 (0.7) 4/7 |

| | | |
|----------|-----------------------|---------------------|
| 7 | Texas Lutheran | 1:28.86 |
| LW: -- | | average 22.22 |
| 37 | Michael WONG | FR 21.97 (1.8) 3/31 |
| 53 | Paris FOSTER | SO 22.06 (1.6) 3/31 |
| 98 | Eli AUGUSTA | FR 22.29 (1.8) 3/31 |
| 170 | Christopher MONROE | FR 22.54 (1.8) 3/31 |

| | | |
|----------|----------------------------|----------------------|
| 8 | Christopher Newport | 1:28.91 |
| LW: -- | | average 22.23 |
| 15 | Ryan SCOTT | SR 21.65w (2.5) 4/14 |
| 33 | Kurt WALLER | SO 21.92w (4.0) 4/5 |
| 182 | Rashon WALKER | FR 22.57 (1.9) 4/14 |
| -- | Brandon BERRY | FR 22.77w (2.7) 4/14 |

| | | |
|----------|--------------------------|----------------------|
| 8 | Virginia Wesleyan | 1:28.91 |
| LW: -- | | average 22.23 |
| 17 | Jordan ARD | FR 21.72w (2.1) 4/14 |
| 23 | Keyontae NORFLEET | SO 21.80 (0.0) 3/31 |
| 193 | Armon ARDILA | JR 22.59 (-0.2) 3/31 |
| -- | Curtis DUDLEY | SO 22.80 (0.0) 3/31 |

| | | |
|-----------|--------------------------|----------------------|
| 10 | Nebraska Wesleyan | 1:28.95 |
| LW: -- | | average 22.24 |
| 12 | Mamer MAMER | JR 21.61w (3.3) 4/13 |
| 64 | Craig TIMMONS | SR 22.14w (3.3) 4/13 |
| 182 | Trent KOEHLER | SO 22.57w (4.0) 4/5 |
| 211 | Chase KELLER | FR 22.63w (3.3) 4/13 |

| | | |
|-----------|------------------------|----------------------|
| 11 | Trinity (Texas) | 1:28.98 |
| LW: -- | | average 22.25 |
| 30 | Christian MATTA | FR 21.87w (2.1) 4/13 |
| 52 | Blair WALKER | JR 22.05w (3.5) 4/13 |
| 111 | Raphael MARTIN | SO 22.35w (3.5) 4/13 |
| 242 | Christopher STEWART | FR 22.71 (0.3) 4/7 |

| | | |
|-----------|---------------------|----------------------|
| 12 | UW-La Crosse | 1:29.17 |
| LW: -- | | average 22.29 |
| 24 | Josh KOENECKE | FR 21.81w (2.5) 4/12 |
| 84 | Jim HOESLEY | SO 22.22 (0.5) 4/12 |
| 164 | Seth HOLDEN | FR 22.53 (1.7) 4/12 |
| 204 | Troy DEBRUIN | SO 22.61 (1.7) 4/12 |

| | | |
|-----------|-------------------------|---------------------|
| 13 | Illinois College | 1:29.32 |
| LW: -- | | average 22.33 |
| 44 | Gregary CROSS | JR 22.01 (0.8) 4/14 |
| 46 | Brett PEIFER | JR 22.03 (0.5) 4/14 |
| 175 | Chris MOORE | JR 22.55 (0.0) 3/30 |
| 250 | Nife WILLIAMS | SO 22.73 (0.6) 4/14 |

| | | |
|-----------|--------------------|---------------------|
| 14 | Mount Union | 1:29.42 |
| LW: -- | | average 22.36 |
| 77 | James ROTH | SO 22.20 (0.4) 4/13 |
| 80 | Louis BERRY | JR 22.21 (0.0) 4/13 |
| 145 | Jalen MCGILL | SR 22.48 (0.5) 4/13 |
| 164 | Josh WEBER | SR 22.53 (0.5) 4/13 |

| | | |
|-----------|-----------------------|---------------------|
| 15 | Sul Ross State | 1:29.62 |
| LW: -- | | average 22.41 |
| 18 | Byron JONES | JR 21.74 (1.6) 3/31 |
| 80 | Jermaine STEVENS | SR 22.21 (1.8) 3/31 |
| -- | Luis URIAS | SO 22.76w (2.1) 4/5 |
| -- | James DAVIS | SR 22.91 (0.8) 3/15 |

| | | |
|-----------|----------------------------|----------------------|
| 16 | Birmingham-Southern | 1:29.67 |
| LW: -- | | average 22.42 |
| 2 | Jamal WATKINS | SR 21.25w (3.4) 3/16 |
| 139 | Amir SIMS | SO 22.46 (0.7) 3/16 |
| -- | Javon JONES | JR 22.91w (2.2) 3/16 |
| -- | John JACOBS | FR 23.05 (-0.7) 3/23 |



2018 Outdoor Track & Field, Week #3

Men's 400 Meters

| | | |
|----------|-----------------------|----------------|
| 1 | Texas Lutheran | 3:17.05 |
| LW: -- | | average 49.26 |

| | | | | |
|-----|----------------|----|-------|------|
| 2 | Marquis BROWN | SR | 47.75 | 3/22 |
| 39 | Eli AUGUSTA | FR | 49.27 | 3/22 |
| 81 | Zach VELASQUEZ | SR | 49.76 | 4/13 |
| 144 | Michael WONG | FR | 50.27 | 3/22 |

| | | |
|----------|--------------------|----------------|
| 2 | Mount Union | 3:17.21 |
| LW: -- | | average 49.30 |

| | | | | |
|----|--------------|----|-------|------|
| 13 | A.J. DIGBY | SO | 48.39 | 4/7 |
| 34 | James ROTH | SO | 49.21 | 4/7 |
| 86 | Tyler NEFF | SR | 49.78 | 4/13 |
| 91 | Clark ETZLER | JR | 49.83 | 4/13 |

| | | |
|----------|--------------|----------------|
| 3 | Rowan | 3:17.72 |
| LW: -- | | average 49.43 |

| | | | | |
|----|---------------|----|-------|------|
| 20 | Francis TERRY | SO | 48.80 | 4/6 |
| 59 | Jamil JACKSON | SR | 49.53 | 4/6 |
| 71 | Vincent DELLE | FR | 49.65 | 4/13 |
| 79 | Justin BISHOP | FR | 49.74 | 3/15 |

| | | |
|----------|-----------------------|----------------|
| 4 | Bethel (Minn.) | 3:17.96 |
| LW: -- | | average 49.49 |

| | | | | |
|----|------------------|----|-------|------|
| 6 | Karl OLSEN | JR | 48.05 | 4/12 |
| 8 | Carl KLAMM | JR | 48.16 | 4/12 |
| 40 | Isaac ERICKSON | SO | 49.28 | 4/12 |
| -- | Brandon LOVERUDE | FR | 52.47 | 4/12 |

| | | |
|----------|-------------------|----------------|
| 5 | Middlebury | 3:18.43 |
| LW: -- | | average 49.61 |

| | | | | |
|-----|-------------------|----|-------|------|
| 4 | Jimmy MARTINEZ | JR | 47.78 | 3/24 |
| 105 | William ROBERTSON | FR | 49.96 | 3/24 |
| 136 | Josh HOWARD | JR | 50.18 | 3/31 |
| 164 | Cam MACKINTOSH | SO | 50.51 | 3/24 |

| | | |
|----------|-------------------|----------------|
| 6 | Occidental | 3:18.89 |
| LW: -- | | average 49.72 |

| | | | | |
|-----|-----------------|----|-------|------|
| 17 | Rio CHIBA | JR | 48.49 | 3/31 |
| 37 | Charles MARKS | FR | 49.24 | 3/31 |
| 126 | Caldwell BIDDLE | JR | 50.10 | 4/14 |
| -- | Ethan VU | SR | 51.06 | 4/7 |

| | | |
|----------|-----------------|----------------|
| 7 | Carleton | 3:19.40 |
| LW: -- | | average 49.85 |

| | | | | |
|-----|--------------------|----|-------|------|
| 67 | Zach KULSTAD | FR | 49.62 | 3/23 |
| 85 | Joey COOK-GALLARDO | SO | 49.77 | 3/17 |
| 98 | Bryan RICHTER | SO | 49.91 | 3/23 |
| 126 | Ben SCHWARTZ | SO | 50.10 | 3/23 |

| | | |
|----------|-------------------|----------------|
| 8 | George Fox | 3:19.56 |
| LW: -- | | average 49.89 |

| | | | | |
|-----|---------------|----|-------|------|
| 22 | Chris POLK | JR | 48.86 | 3/17 |
| 70 | Jack AMMON | FR | 49.64 | 3/10 |
| 112 | Alex CANCHOLA | SR | 50.00 | 3/22 |
| -- | Thomas HUGHES | JR | 51.06 | 3/22 |

| | | |
|----------|----------------------|----------------|
| 9 | UW-Whitewater | 3:19.84 |
| LW: -- | | average 49.96 |

| | | | | |
|-----|-----------------|----|-------|------|
| 57 | Alec MASTERS | SO | 49.50 | 4/12 |
| 90 | Colton TISDALL | FR | 49.81 | 4/12 |
| 121 | Logan ZEIEN | SR | 50.05 | 4/12 |
| 158 | Luke SUTHERLAND | FR | 50.48 | 4/12 |

| | | |
|-----------|-------------------------|----------------|
| 10 | Washington (Mo.) | 3:19.85 |
| LW: -- | | average 49.96 |

| | | | | |
|-----|-------------------|----|-------|------|
| 45 | John Harry WAGNER | FR | 49.31 | 4/14 |
| 107 | Jason SINGER | JR | 49.99 | 4/14 |
| 115 | Eddie WINTERGALEN | JR | 50.03 | 3/31 |
| 166 | Jon FLEMING | SO | 50.52 | 3/31 |

| | | |
|-----------|------------|----------------|
| 10 | WPI | 3:19.85 |
| LW: -- | | average 49.96 |

| | | | | |
|-----|------------------------|----|-------|------|
| 61 | Alex RUS | SO | 49.54 | 4/14 |
| 64 | Paul-Henry SCHOENHAGEN | SR | 49.58 | 4/14 |
| 88 | Warren STAVER | SR | 49.80 | 3/31 |
| 228 | Benjamin STEEVES | FR | 50.93 | 4/14 |

| | | |
|-----------|-----------------|----------------|
| 12 | Williams | 3:19.93 |
| LW: -- | | average 49.98 |

| | | | | |
|-----|-----------------|----|-------|------|
| 26 | Tobias MUELLERS | SR | 49.03 | 4/13 |
| 28 | Cole O'FLAHERTY | FR | 49.07 | 3/24 |
| 187 | Elliott FONG | JR | 50.64 | 3/24 |
| -- | Dan RENWICK | FR | 51.19 | 3/24 |

| | | |
|-----------|-----------------------------|----------------|
| 13 | North Central (Ill.) | 3:20.20 |
| LW: -- | | average 50.05 |

| | | | | |
|-----|-----------------------|----|-------|------|
| 65 | Michael STANLEY | FR | 49.59 | 3/31 |
| 97 | Ben NORDMAN | SR | 49.90 | 3/31 |
| 123 | Daniel SPACCAPANICCIA | SR | 50.09 | 4/7 |
| 182 | Maceo FINDLAY | SO | 50.62 | 4/7 |

| | | |
|-----------|---------------|----------------|
| 14 | Ithaca | 3:20.49 |
| LW: -- | | average 50.12 |

| | | | | |
|-----|-------------------|----|-------|------|
| 9 | D HARDEN-MARSHALL | SO | 48.19 | 4/13 |
| 107 | Derek HOWES | SR | 49.99 | 4/13 |
| 238 | Aaron SMITH | JR | 50.97 | 4/13 |
| -- | Rob GREENWALD | SO | 51.34 | 4/13 |

| | | |
|-----------|--------------------|----------------|
| 15 | Coast Guard | 3:21.13 |
| LW: -- | | average 50.28 |

| | | | | |
|----|------------------|----|-------|------|
| 29 | Raeford PENNY | SR | 49.10 | 4/14 |
| 65 | Jacob PAWLINA | JR | 49.59 | 4/14 |
| -- | Nicholas FRYSTAK | JR | 51.07 | 4/14 |
| -- | Matthew PERLICH | JR | 51.37 | 4/14 |

| | | |
|-----------|------------------|----------------|
| 16 | Salisbury | 3:21.21 |
| LW: -- | | average 50.30 |

| | | | | |
|-----|-------------------|----|-------|------|
| 50 | Ethan BINNIX | FR | 49.40 | 3/15 |
| 71 | Mickey VAN GIESON | SO | 49.65 | 3/31 |
| 147 | Alex HARDMAN | SR | 50.29 | 3/31 |
| -- | Tyler HARDMAN | SR | 51.87 | 4/14 |



2018 Outdoor Track & Field, Week #3

Men's 800 Meters

| | | | | |
|-----------|--|-----------------|---------|------|
| 1 | Middlebury | 7:40.50 | | |
| LW: -- | | average 1:55.12 | | |
| 3 | Kevin SERRAO | SR | 1:51.96 | 3/31 |
| 23 | James MULLIKEN | SR | 1:53.74 | 3/31 |
| 133 | Jimmy MARTINEZ | JR | 1:57.06 | 3/31 |
| 178 | Sawyer TADANO | FR | 1:57.74 | 3/24 |
| 2 | Greenville | 7:40.61 | | |
| LW: -- | | average 1:55.15 | | |
| 6 | Andrew SHARP | SR | 1:52.59 | 4/14 |
| 19 | Nathan POTTS | SR | 1:53.34 | 4/14 |
| 131 | Jaylen SHELTON | SR | 1:57.04 | 4/14 |
| 165 | John MANGOLD | JR | 1:57.64 | 4/7 |
| 3 | Pomona-Pitzer | 7:40.84 | | |
| LW: -- | | average 1:55.21 | | |
| 25 | Carter FLOYD | FR | 1:53.82 | 4/14 |
| 55 | Kellen BROWNING | SO | 1:55.49 | 4/14 |
| 64 | Nathan GALLATIN | JR | 1:55.75 | 4/14 |
| 65 | Ian EMLET | FR | 1:55.78 | 4/7 |
| 4 | UW-Stevens Point | 7:42.11 | | |
| LW: -- | | average 1:55.53 | | |
| 18 | Nico LABRACKE | SO | 1:53.22 | 4/12 |
| 37 | Nick LAWSON | SO | 1:54.71 | 4/12 |
| 55 | Travis WOLLENBERG | JR | 1:55.49 | 4/12 |
| 236 | Josh SCHAEFER | SO | 1:58.69 | 4/12 |
| 5 | Tufts | 7:42.64 | | |
| LW: -- | | average 1:55.66 | | |
| 24 | Hiroto WATANABE | JR | 1:53.81 | 4/14 |
| 62 | Matt D'ANIERI | SO | 1:55.69 | 3/24 |
| 72 | Christian SWENSON | JR | 1:55.92 | 3/24 |
| 141 | Dylan MCENIRY | SO | 1:57.22 | 3/17 |
| 6 | George Fox | 7:42.88 | | |
| LW: -- | | average 1:55.72 | | |
| 14 | Jack AMMON | FR | 1:53.07 | 3/30 |
| 32 | Christian PARR | SR | 1:54.30 | 3/22 |
| 153 | Brendon HENKEL | SO | 1:57.35 | 3/22 |
| 207 | Romare ASHFORD | SO | 1:58.16 | 4/14 |
| 7 | UW-Whitewater | 7:43.00 | | |
| LW: -- | | average 1:55.75 | | |
| 5 | Brian KUEHL | FR | 1:52.31 | 4/12 |
| 30 | Alec MEIXELSPERGER | SR | 1:54.23 | 4/12 |
| 137 | Clinton WOERISHOFER | SO | 1:57.13 | 4/12 |
| -- | Ethan KERN | SO | 1:59.33 | 4/12 |
| 8 | Wartburg | 7:43.66 | | |
| LW: -- | | average 1:55.91 | | |
| 4 | Casey ROBERTS | JR | 1:52.14 | 4/12 |
| 101 | Sam LORIMER | FR | 1:56.50 | 3/28 |
| 132 | Mark SCHULZ | JR | 1:57.05 | 4/4 |
| 193 | Christian BROTHERS | FR | 1:57.97 | 4/12 |
| 9 | Washington (Mo.) | 7:44.06 | | |
| LW: -- | | average 1:56.02 | | |
| 52 | Nick MATTEUCCI | SO | 1:55.27 | 3/31 |
| 53 | Thomas GALES | SR | 1:55.41 | 3/31 |
| 76 | John Harry WAGNER | FR | 1:56.02 | 4/6 |
| 154 | Nathan SORIA | FR | 1:57.36 | 4/14 |
| 10 | Coast Guard | 7:44.30 | | |
| LW: -- | | average 1:56.08 | | |
| 39 | Josiah DAVIS | FR | 1:54.89 | 4/14 |
| 45 | Benjamin TAMINGER | JR | 1:55.11 | 4/7 |
| 80 | Brett FOSTER | FR | 1:56.06 | 4/7 |
| 213 | Sydney JOHNSON | JR | 1:58.24 | 4/14 |
| 11 | Carnegie Mellon | 7:44.58 | | |
| LW: -- | | average 1:56.14 | | |
| 33 | Isaac MILLS | JR | 1:54.34 | 4/14 |
| 91 | Liam WALSH | SO | 1:56.33 | 4/14 |
| 94 | Arthur DZIENISZEWSKI | FR | 1:56.39 | 3/16 |
| 161 | Mark MOODY | JR | 1:57.52 | 3/31 |
| 12 | Williams | 7:44.80 | | |
| LW: -- | | average 1:56.20 | | |
| 7 | Kevin LAFLECHE | SO | 1:52.62 | 3/31 |
| 35 | Tristan COLAIZZI | SO | 1:54.64 | 3/31 |
| 245 | Lucas ESTRADA | JR | 1:58.77 | 4/13 |
| 245 | Benjamin HEARON | SO | 1:58.77 | 3/31 |
| 13 |  Bowdoin | 7:45.47 | | |
| LW: -- | | average 1:56.37 | | |
| 40 | Conor DONAHUE | SR | 1:54.95 | 4/13 |
| 63 | John KENNEALY | SR | 1:55.70 | 4/13 |
| 127 | Dylan WELCH | FR | 1:57.01 | 4/13 |
| 182 | Liam NICOLL | SR | 1:57.81 | 4/13 |
| 14 |  Johns Hopkins | 7:46.39 | | |
| LW: -- | | average 1:56.60 | | |
| 68 | Scott POURSHALCHI | JR | 1:55.87 | 3/30 |
| 101 | Brandon FIELDER | SR | 1:56.50 | 4/6 |
| 117 | Colton TAKATA | SR | 1:56.82 | 3/30 |
| 140 | Alex CONDOTTI | JR | 1:57.20 | 3/30 |
| 15 | SUNY Geneseo | 7:47.02 | | |
| LW: -- | | average 1:56.76 | | |
| 13 | Gillan FAULKNER | JR | 1:53.05 | 4/14 |
| 147 | Ethan BELLANTE | JR | 1:57.30 | 4/14 |
| 201 | Sam NAPOLI | SO | 1:58.08 | 4/14 |
| 230 | Lorenzo MAZZUCA | JR | 1:58.59 | 3/31 |
| 16 |  Amherst | 7:47.34 | | |
| LW: -- | | average 1:56.84 | | |
| 27 | Kristian SOGAARD | JR | 1:53.91 | 4/14 |
| 86 | Ralph SKINNER | SO | 1:56.26 | 4/14 |
| 206 | Estevan VELEZ | SO | 1:58.13 | 4/14 |
| -- | Jacob SILVERMAN | JR | 1:59.04 | 4/7 |



2018 Outdoor Track & Field, Week #3

Men's 1500 Meters

| | | |
|----------|---------------------|-----------------|
| 1 | SUNY Geneseo | 15:41.9 |
| LW: -- | | average 3:55.49 |

| | | | | |
|-----|----------------------|----|---------|------|
| 1 | Isaac GARCIA-CASSANI | SR | 3:45.48 | 4/14 |
| 17 | Luke HOLTZMAN | JR | 3:55.60 | 4/14 |
| 61 | Brendan MURPHY | FR | 3:59.15 | 4/14 |
| 131 | Justin HOELZL | SO | 4:01.73 | 4/14 |

| | | |
|----------|----------------------|-----------------|
| 2 | Pomona-Pitzer | 15:44.3 |
| LW: -- | | average 3:56.08 |

| | | | | |
|----|-----------------|----|---------|------|
| 12 | Daniel ROSEN | SO | 3:54.84 | 4/7 |
| 23 | Peter DAVIS | JR | 3:56.28 | 3/3 |
| 24 | Carter FLOYD | FR | 3:56.40 | 3/31 |
| 27 | Andy REISCHLING | JR | 3:56.81 | 3/24 |

| | | |
|----------|----------------------------|-----------------|
| 3 | Christopher Newport | 15:45.9 |
| LW: -- | | average 3:56.48 |

| | | | | |
|----|---------------|----|---------|------|
| 2 | Jeffrey DOVER | JR | 3:47.81 | 4/5 |
| 56 | Jason PUTNAM | SO | 3:58.91 | 4/5 |
| 62 | Peyton ARTZ | JR | 3:59.16 | 3/31 |
| 81 | Daniel READ | SR | 4:00.03 | 3/31 |

| | | |
|----------|-------------------------|-----------------|
| 4 | Washington (Mo.) | 15:47.9 |
| LW: -- | | average 3:56.99 |

| | | | | |
|-----|-----------------|----|---------|------|
| 3 | Nick MATTEUCCI | SO | 3:51.93 | 3/31 |
| 21 | Elvir SARAJLIC | SR | 3:55.87 | 3/31 |
| 60 | Dillon WILLIAMS | SR | 3:59.13 | 3/31 |
| 114 | Jack SEBOK | SO | 4:01.03 | 3/31 |

| | | |
|----------|------------------|-----------------|
| 5 | Haverford | 15:48.6 |
| LW: -- | | average 3:57.17 |

| | | | | |
|-----|------------------------|----|---------|------|
| 5 | Greg MORGAN | JR | 3:53.80 | 4/14 |
| 8 | Dylan GEARINGER | JR | 3:54.08 | 3/30 |
| 53 | Henry WOODS | SR | 3:58.72 | 3/30 |
| 138 | Marcelo JAUREGUI-VOLPE | SR | 4:02.07 | 4/14 |

| | | |
|----------|-----------------------------|-----------------|
| 6 | North Central (Ill.) | 15:52.8 |
| LW: -- | | average 3:58.22 |

| | | | | |
|----|------------------|----|---------|------|
| 25 | Michael ANDERSON | JR | 3:56.63 | 3/31 |
| 32 | Chris BUECHNER | JR | 3:57.52 | 3/31 |
| 63 | Zach HIRD | SR | 3:59.17 | 4/7 |
| 68 | Jacob JASKOWIAK | JR | 3:59.57 | 4/7 |

| | | |
|----------|-----------------|-----------------|
| 7 | Williams | 15:53.6 |
| LW: -- | | average 3:58.42 |

| | | | | |
|----|------------------|----|---------|------|
| 41 | Peter KIRGIS | SO | 3:58.23 | 3/24 |
| 43 | Tristan COLAIZZI | SO | 3:58.27 | 3/24 |
| 48 | Liam SIMPSON | SR | 3:58.57 | 3/24 |
| 49 | Benjamin HEARON | SO | 3:58.60 | 4/13 |

| | | |
|----------|------------|-----------------|
| 8 | RPI | 15:54.1 |
| LW: -- | | average 3:58.53 |

| | | | | |
|-----|----------------|----|---------|------|
| 13 | Noah FALASCO | SO | 3:55.13 | 4/14 |
| 15 | James ANDERSON | SR | 3:55.42 | 4/14 |
| 129 | Grant O'CONNOR | JR | 4:01.59 | 4/7 |
| 137 | Frank SINAPI | JR | 4:01.96 | 4/14 |

| | | |
|----------|-------------|-----------------|
| 9 | TCNJ | 15:56.7 |
| LW: -- | | average 3:59.19 |

| | | | | |
|----|---------------|----|---------|------|
| 35 | Robert ABRAMS | FR | 3:57.75 | 4/14 |
| 47 | John WOOD | JR | 3:58.53 | 4/14 |
| 80 | Dale JOHNSON | SR | 3:59.97 | 4/5 |
| 95 | Luke PROTHERO | JR | 4:00.51 | 4/5 |

| | | |
|-----------|-----------------------------|-----------------|
| 10 | Claremont-Mudd-Scrip | 15:57.2 |
| LW: -- | | average 3:59.30 |

| | | | | |
|-----|--------------|----|---------|------|
| 34 | Ben ITEN | JR | 3:57.74 | 4/7 |
| 50 | Kevin HUANG | SR | 3:58.65 | 3/3 |
| 79 | Evan HASSMAN | FR | 3:59.95 | 4/7 |
| 105 | Wilson IVES | SO | 4:00.87 | 4/14 |

| | | |
|-----------|----------------------|-----------------|
| 11 | Johns Hopkins | 15:58.1 |
| LW: -- | | average 3:59.53 |

| | | | | |
|----|-------------------|----|---------|------|
| 30 | Scott POURSHALCHI | JR | 3:57.39 | 4/14 |
| 75 | Vipul BHAT | SO | 3:59.85 | 4/14 |
| 86 | Oliver HICKSON | JR | 4:00.39 | 4/6 |
| 92 | Brandon FIELDER | SR | 4:00.47 | 4/14 |

| | | |
|-----------|-------------------|-----------------|
| 12 | Middlebury | 15:59.2 |
| LW: -- | | average 3:59.82 |

| | | | | |
|-----|--------------|----|---------|------|
| 31 | Jon PERLMAN | JR | 3:57.42 | 3/24 |
| 85 | Will MEYER | SO | 4:00.36 | 3/31 |
| 88 | Nathan HILL | SO | 4:00.40 | 4/7 |
| 117 | Connor EVANS | JR | 4:01.10 | 3/31 |

| | | |
|-----------|--------------|-----------------|
| 13 | Emory | 16:03.1 |
| LW: -- | | average 4:00.79 |

| | | | | |
|-----|------------------|----|---------|-----|
| 13 | Max BROWN | SR | 3:55.13 | 4/6 |
| 111 | Sam BRANSON | SO | 4:00.93 | 4/6 |
| 146 | Jacob HEDGEPEETH | FR | 4:02.37 | 4/6 |
| 209 | Luis TORRES | SO | 4:04.73 | 4/6 |

| | | |
|-----------|------------------------|-----------------|
| 14 | Trinity (Texas) | 16:03.1 |
| LW: -- | | average 4:00.79 |

| | | | | |
|-----|------------------|----|---------|------|
| 37 | Michael ERICKSON | SR | 3:58.06 | 3/31 |
| 78 | Jacob HAMMOND | SR | 3:59.89 | 3/31 |
| 135 | Elliot BLAKE | JR | 4:01.84 | 4/13 |
| 173 | Harry BELLOW | SO | 4:03.38 | 4/7 |

| | | |
|-----------|------------------------|-----------------|
| 15 | Cornell College | 16:05.7 |
| LW: -- | | average 4:01.44 |

| | | | | |
|-----|----------------|----|---------|-----|
| 83 | Mason WICKER | JR | 4:00.19 | 4/4 |
| 128 | Cuyler GABRIEL | JR | 4:01.51 | 4/4 |
| 134 | Austin BACH | JR | 4:01.83 | 4/4 |
| 142 | Caleb WILSON | JR | 4:02.22 | 4/4 |


| | | |
|-----------|-------------------------|-----------------|
| 16 | Augustana (Ill.) | 16:07.4 |
| LW: -- | | average 4:01.85 |

| | | | | |
|-----|-------------------|----|---------|------|
| 92 | Tanner OSING | SR | 4:00.47 | 3/29 |
| 120 | Josh TEETS | FR | 4:01.29 | 3/29 |
| 143 | Brandon WILKERSON | JR | 4:02.27 | 3/29 |
| 174 | Nick HARVEY | SO | 4:03.39 | 3/29 |



2018 Outdoor Track & Field, Week #3

Men's Steeplechase

| | | | | |
|-----------|--|-----------------|------|------|
| 1 | Pomona-Pitzer | 37:56.1 | | |
| LW: -- | | average 9:29.04 | | |
| 2 | Daniel ROSEN | SO 9:05.48 | | 3/31 |
| 22 | Nicholas BEATTY | JR 9:31.18 | | 4/7 |
| 29 | J DEGROOT-LUTZNER | JR 9:32.76 | | 3/31 |
| 79 | Ethan ASHBY | FR 9:46.72 | | 3/31 |
| 2 | Washington (Mo.) | 38:03.3 | | |
| LW: -- | | average 9:30.84 | | |
| 14 | Jack SEBOK | SO 9:25.76 | 4/14 | |
| 18 | Marco QUARONI | SO 9:29.64 | | 3/31 |
| 26 | Zac CHRISTENSEN | JR 9:32.28 | 4/14 | |
| 37 | Thomas FRUHAUF | JR 9:35.67 | | 3/24 |
| 3 | Wabash | 38:24.3 | | |
| LW: -- | | average 9:36.09 | | |
| 16 | Luke DOUGHTY | SR 9:27.30 | 4/14 | |
| 30 | Jonah WOODS | SR 9:33.00 | | 3/24 |
| 47 | Aaron TINCHER | SR 9:39.00 | | 3/24 |
| 74 | Colin RINNE | SR 9:45.07 | | 3/30 |
| 4 | North Central (Ill.) | 38:46.6 | | |
| LW: -- | | average 9:41.67 | | |
| 9 | Dan O'KEEFE | SR 9:22.62 | | 3/31 |
| 67 | Nick LICARI | SO 9:44.17 | | 3/31 |
| 68 | Ian IRVINE | SO 9:44.18 | | 3/31 |
| 120 | Gabriel POMMIER | FR 9:55.71 | | 3/31 |
| 5 | Claremont-Mudd-Scrip | 38:52.7 | | |
| LW: -- | | average 9:43.20 | | |
| 3 | Thomas D'ANIERI | SO 9:06.64 | | 3/23 |
| 50 | Evan HASSMAN | FR 9:39.04 | | 3/31 |
| 72 | Will KIMBALL | FR 9:44.89 | | 4/7 |
| 248 | Arjun NATARAJAN | FR 10:22.22 | 4/14 | |
| 6 | RPI | 38:58.7 | | |
| LW: -- | | average 9:44.69 | | |
| 20 | Sean O'CONNOR | JR 9:30.53 | | 4/7 |
| 60 | Erik LACOURT | FR 9:41.77 | 4/14 | |
| 94 | Danny NAPORA | SO 9:50.82 | | 4/7 |
| 119 | Johnny CAPOBIANCO | SO 9:55.66 | | 4/7 |
| 7 |  Calvin | 39:01.6 | | |
| LW: -- | | average 9:45.40 | | |
| 25 | Caleb FERGUSON | SO 9:32.12 | 4/14 | |
| 63 | Addison SMITH | SO 9:43.53 | 4/14 | |
| 96 | Tyler JOHNSON | SO 9:51.35 | | 3/23 |
| 113 | Matt BOELENIS | SR 9:54.62 | | 3/23 |
| 8 | Otterbein | 39:06.8 | | |
| LW: -- | | average 9:46.71 | | |
| 8 | Jacob THOMPSON | SO 9:20.71 | 4/14 | |
| 43 | Ian KELLOGG | JR 9:36.85 | | 3/30 |
| 141 | Seth VIPPERMAN | SO 10:00.11 | 4/14 | |
| 188 | Nick SNABES | SR 10:09.16 | 4/14 | |
| 9 | Central (Iowa) | 39:08.6 | | |
| LW: -- | | average 9:47.15 | | |
| 11 | Mark FAIRLEY | SR 9:25.00 | | 4/5 |
| 76 | Tanner RATHJE | SR 9:45.24 | 4/13 | |
| 115 | Jordan TOOMEY | JR 9:54.88 | 4/13 | |
| 160 | Jon SPECHT | SO 10:03.48 | | 4/5 |
| 10 | Christopher Newport | 39:17.2 | | |
| LW: -- | | average 9:49.30 | | |
| 19 | Daniel CRETNEY | SO 9:30.42 | | 4/5 |
| 57 | Trejon EDMONDS | SO 9:41.33 | | 3/23 |
| 70 | Peyton ARTZ | JR 9:44.38 | | 4/5 |
| 245 | Joshua SPEIER | JR 10:21.07 | | 3/23 |
| 11 | Williams | 39:18.7 | | |
| LW: -- | | average 9:49.70 | | |
| 24 | Jacob KAHRS | JR 9:32.02 | 4/13 | |
| 44 | Peter KIRGIS | SO 9:38.31 | | 3/31 |
| 46 | Kenneth MARSHALL | SO 9:38.98 | 4/13 | |
| -- | Jake LANGE | FR 10:29.48 | 4/13 | |
| 12 |  Johns Hopkins | 39:19.6 | | |
| LW: -- | | average 9:49.91 | | |
| 45 | Marshall DEMAREE | SR 9:38.69 | | 3/30 |
| 87 | Alex DORAN | JR 9:49.32 | | 4/6 |
| 114 | Andrew KING | SO 9:54.65 | | 4/6 |
| 127 | Jared PANGALLOZZI | FR 9:56.96 | | 4/6 |
| 13 | Trinity (Texas) | 39:26.6 | | |
| LW: -- | | average 9:51.65 | | |
| 10 | Michael ERICKSON | SR 9:23.66 | | 4/7 |
| 58 | Jacob HAMMOND | SR 9:41.53 | | 3/22 |
| 195 | Daniel HENKES | SR 10:10.59 | | 4/7 |
| 196 | David BUSS | FR 10:10.83 | | 3/31 |
| 14 |  Haverford | 39:36.0 | | |
| LW: -- | | average 9:54.00 | | |
| 40 | James STADLER | SR 9:36.34 | 4/14 | |
| 51 | Graham PEET | JR 9:39.14 | | 3/30 |
| 99 | Lincoln SATTERTHWAITTE | SR 9:51.68 | 4/14 | |
| -- | Matt WILLIG | SR 10:28.85 | 4/14 | |
| 15 | Middlebury | 39:48.8 | | |
| LW: -- | | average 9:57.21 | | |
| 59 | Theo HENDERSON | SO 9:41.59 | | 3/31 |
| 66 | Ascencion AISPURO | SR 9:44.14 | | 3/31 |
| 180 | Thomas TARANTINO | FR 10:06.69 | | 3/31 |
| 213 | Nicholas HILL | FR 10:16.43 | | 3/31 |
| 16 | George Fox | 39:55.7 | | |
| LW: -- | | average 9:58.95 | | |
| 97 | Colin ATCHISON | SR 9:51.48 | | 3/30 |
| 100 | Richard BECK | FR 9:51.73 | | 3/30 |
| 102 | Rylan LARSEN | SO 9:52.43 | | 3/30 |
| 238 | Romare ASHFORD | SO 10:20.15 | | 4/7 |



2018 Outdoor Track & Field, Week #3

Men's 5000 Meters

| | | | | |
|-----------|-----------------------------|------------------|----------|------|
| 1 | North Central (Ill.) | 58:24.9 | | |
| LW: -- | | average 14:36.23 | | |
| 4 | Matthew NORVELL | JR | 14:28.49 | 4/12 |
| 15 | Zach HIRD | SR | 14:37.14 | 3/31 |
| 16 | Dan O'KEEFE | SR | 14:39.11 | 4/12 |
| 17 | Matt OSMULSKI | SO | 14:40.18 | 4/12 |
| 2 | Cornell College | 59:00.0 | | |
| LW: -- | | average 14:45.00 | | |
| 13 | Mason WICKER | JR | 14:36.46 | 4/12 |
| 26 | Cuyler GABRIEL | JR | 14:43.94 | 4/12 |
| 33 | Austin BACH | JR | 14:49.56 | 4/12 |
| 34 | Caleb WILSON | JR | 14:50.05 | 4/12 |
| 3 | Christopher Newport | 59:27.7 | | |
| LW: -- | | average 14:51.94 | | |
| 2 | Jeffrey DOVER | JR | 14:21.61 | 4/14 |
| 31 | Grayson REID | JR | 14:49.35 | 4/5 |
| 97 | Daniel CRETNEY | SO | 15:06.13 | 3/31 |
| 119 | Joseph LIGHTBODY | SO | 15:10.67 | 3/16 |
| 4 | Pomona-Pitzer | 59:33.0 | | |
| LW: -- | | average 14:53.26 | | |
| 3 | Andy REISCHLING | JR | 14:23.87 | 3/10 |
| 66 | Owen WOO | FR | 14:58.53 | 4/7 |
| 91 | Ethan ASHBY | FR | 15:04.63 | 3/10 |
| 96 | Adin BECKER | SO | 15:06.02 | 3/10 |
| 5 | UW-La Crosse | 59:45.2 | | |
| LW: -- | | average 14:56.31 | | |
| 19 | Austin ZAJKOWSKI | SR | 14:41.64 | 4/12 |
| 30 | Joshua SCHRAEDER | SO | 14:48.66 | 4/12 |
| 89 | Z SHOEMAKER-ALLEN | JR | 15:04.30 | 4/12 |
| 117 | Matt BOURLAND | SO | 15:10.63 | 4/12 |
| 6 | Williams | 59:57.3 | | |
| LW: -- | | average 14:59.33 | | |
| 39 | Ben DECKER | SR | 14:51.88 | 3/31 |
| 62 | Will MCGOVERN | SO | 14:57.22 | 3/24 |
| 67 | Ryan COX | SO | 14:58.64 | 3/24 |
| 110 | Mitchell MORRIS | JR | 15:09.59 | 3/24 |
| 7 | Middlebury | 1:0:03. | | |
| LW: -- | | average 15:00.89 | | |
| 36 | Connor EVANS | JR | 14:50.96 | 3/24 |
| 56 | Harrison KNOWLTON | JR | 14:56.41 | 3/24 |
| 83 | Matt D'AQUILA | FR | 15:02.62 | 3/24 |
| 135 | Theo HENDERSON | SO | 15:13.56 | 3/24 |
| 8 | Johns Hopkins | 1:0:08. | | |
| LW: -- | | average 15:02.21 | | |
| 61 | Oliver HICKSON | JR | 14:57.15 | 3/30 |
| 77 | Jared PANGALLOZZI | FR | 15:00.93 | 4/14 |
| 84 | Alex DORAN | JR | 15:03.36 | 4/14 |
| 100 | Connor DELAHANTY | FR | 15:07.39 | 3/30 |
| 9 | Rhodes | 1:0:11. | | |
| LW: -- | | average 15:02.93 | | |
| 9 | Spencer FIELDS | JR | 14:35.72 | 3/31 |
| 94 | Ryan PHILLIPS | SR | 15:05.02 | 3/31 |
| 125 | Dominic VOEHLER | JR | 15:11.03 | 3/16 |
| 171 | Benjamin FREEMAN | SO | 15:19.95 | 3/16 |
| 10 | Loras | 1:0:14. | | |
| LW: -- | | average 15:03.57 | | |
| 8 | Mason TOPE | SR | 14:34.73 | 3/28 |
| 54 | Timothy SEVCIK | SR | 14:55.96 | 4/12 |
| 120 | Justin ADAMS | JR | 15:10.69 | 3/28 |
| -- | Preston KAUDER | JR | 15:32.91 | 3/28 |
| 11 | Haverford | 1:0:21. | | |
| LW: -- | | average 15:05.31 | | |
| 14 | Greg MORGAN | JR | 14:37.02 | 3/30 |
| 75 | Marcelo JAUREGUI-VOLPE | SR | 15:00.35 | 3/30 |
| 169 | Lincoln SATTERTHWAITTE | SR | 15:19.90 | 3/30 |
| 206 | James BARKER | SO | 15:23.97 | 3/30 |
| 12 | Washington (Mo.) | 1:0:22. | | |
| LW: -- | | average 15:05.53 | | |
| 27 | Kirby SIMON | SR | 14:45.21 | 3/31 |
| 72 | Joe STOVER | FR | 14:59.50 | 3/31 |
| 131 | Noah TRIMARK | SO | 15:12.64 | 3/31 |
| 212 | Chas WARDEN | JR | 15:24.76 | 3/31 |
| 13 | Tufts | 1:0:23. | | |
| LW: -- | | average 15:05.95 | | |
| 57 | Dylan JONES | JR | 14:56.51 | 4/14 |
| 58 | Andrew DOHERTY MUNRO | JR | 14:56.64 | 4/14 |
| 133 | Peter HORVATH | FR | 15:13.26 | 4/14 |
| 155 | Harry STEINBERG | FR | 15:17.38 | 4/14 |
| 14 | Carnegie Mellon | 1:0:24. | | |
| LW: -- | | average 15:06.21 | | |
| 51 | Jared MOORE | JR | 14:55.30 | 4/14 |
| 102 | George HARTER | JR | 15:07.82 | 3/16 |
| 112 | William MITCHELL | JR | 15:10.14 | 4/14 |
| 127 | Matthew KAREE | FR | 15:11.60 | 3/16 |
| 15 | John Carroll | 1:0:33. | | |
| LW: -- | | average 15:08.36 | | |
| 11 | Matt ANDREWS | SR | 14:36.07 | 3/31 |
| 32 | Kyle MONAHAN | JR | 14:49.36 | 3/31 |
| -- | Ross MARTIN | SR | 15:32.94 | 4/14 |
| -- | Jamie DAILEY | FR | 15:35.07 | 3/31 |
| 16 | Rowan | 1:0:34. | | |
| LW: -- | | average 15:08.65 | | |
| 37 | Kevin VELTRE | SR | 14:51.13 | 3/30 |
| 55 | Dan HENRY | JR | 14:56.09 | 3/30 |
| 99 | Nick NOCCO | SR | 15:07.19 | 3/30 |
| -- | Matt RUSSO | SO | 15:40.20 | 4/6 |



2018 Outdoor Track & Field, Week #3

Men's 10,000 Meters

| | | | | |
|-----------|-----------------------------|------------------|------|------|
| 1 | North Central (Ill.) | 2:0:02. | | |
| LW: -- | | average 30:00.64 | | |
| 2 | Dhruvil PATEL JR | 29:52.83 | | 3/31 |
| 4 | Matthew NORVELL JR | 30:02.05 | | 3/31 |
| 5 | Nolan MCKENNA JR | 30:03.68 | | 3/31 |
| 6 | AI BALDONADO SO | 30:04.01 | | 3/31 |
| 2 | Haverford | 2:3:12. | | |
| LW: -- | | average 30:48.17 | | |
| 9 | Dylan GEARINGER JR | 30:17.22 | | 4/6 |
| 22 | Henry WOODS SR | 30:53.52 | | 4/6 |
| 23 | Graham PEET JR | 30:55.77 | | 4/6 |
| 26 | Ryan HERLIHY JR | 31:06.17 | | 4/6 |
| 3 | SUNY Geneseo | 2:4:09. | | |
| LW: -- | | average 31:02.48 | | |
| 10 | Alfredo MAZZUCA SR | 30:20.59 | 4/14 | |
| 19 | Alex BURKS SR | 30:37.14 | 4/14 | |
| 34 | Jackson TATE SO | 31:24.46 | 4/14 | |
| 44 | Colin KERN SR | 31:47.74 | 4/14 | |
| 4 | RPI | 2:4:54. | | |
| LW: -- | | average 31:13.71 | | |
| 1 | Grant O'CONNOR JR | 29:19.53 | 4/14 | |
| 39 | Jake KLOMAN SO | 31:37.43 | 4/14 | |
| 47 | Joe PISACANO SO | 31:52.26 | 4/14 | |
| 56 | Jacob DAVIS FR | 32:05.63 | 4/14 | |
| 5 | Johns Hopkins | 2:5:44. | | |
| LW: -- | | average 31:26.23 | | |
| 17 | Oliver HICKSON JR | 30:36.52 | 4/14 | |
| 24 | Tyler WOLFE SR | 30:56.99 | 4/14 | |
| 54 | Charles THORNTON SR | 32:02.27 | 4/14 | |
| 60 | Louis LEVINE SR | 32:09.15 | 4/14 | |
| 6 | Pomona-Pitzer | 2:5:46. | | |
| LW: -- | | average 31:26.62 | | |
| 13 | Andy REISCHLING JR | 30:28.99 | | 3/31 |
| 29 | Adin BECKER SO | 31:15.59 | | 3/31 |
| 42 | Owen WOO FR | 31:41.75 | | 3/31 |
| 70 | Nathan STRINGHAM SO | 32:20.13 | | 3/31 |
| 7 | John Carroll | 2:9:08. | | |
| LW: -- | | average 32:17.05 | | |
| 11 | Matt ANDREWS SR | 30:24.89 | 4/14 | |
| 79 | Ross MARTIN SR | 32:29.36 | | 3/31 |
| 83 | Matt HALLGARTH SO | 32:33.77 | | 3/31 |
| 165 | Jack KAWALEC SO | 33:40.19 | | 3/31 |
| 8 | Messiah | 2:9:53. | | |
| LW: -- | | average 32:28.36 | | |
| 72 | Kirk MUMMERT JR | 32:22.31 | | 3/30 |
| 73 | Kyler SHEA FR | 32:23.71 | | 3/30 |
| 75 | Nate ROMBERGER FR | 32:24.25 | | 3/30 |
| 93 | Zachary LOFTIES JR | 32:43.16 | | 3/30 |
| 9 | Tufts | 2:10:22 | | |
| LW: -- | | average 32:35.63 | | |
| 65 | Dylan JONES JR | 32:14.41 | | 3/31 |
| 68 | Andrew DOHERTY MUNRO JR | 32:18.07 | | 3/31 |
| 102 | Michael CARNAVOS SO | 32:53.79 | | 3/31 |
| 106 | Patrick NERO FR | 32:56.25 | | 3/31 |
| 10 | Ohio Northern | 2:10:37 | | |
| LW: -- | | average 32:39.35 | | |
| 32 | Ian MCVEY JR | 31:23.01 | 4/14 | |
| 46 | Spencer SCHULZE JR | 31:51.50 | 4/14 | |
| 66 | Bobby BORGER SR | 32:15.45 | 4/14 | |
| -- | John MCNUTT JR | 35:07.45 | 4/14 | |
| 11 | Christopher Newport | 2:11:38 | | |
| LW: -- | | average 32:54.74 | | |
| 16 | Grayson REID JR | 30:34.65 | 4/14 | |
| 94 | Dane BOEGNER SR | 32:44.54 | | 3/23 |
| 162 | Matthew BURKE SO | 33:38.09 | | 3/23 |
| 240 | Benjamin WAHLS SR | 34:41.67 | | 3/23 |
| 12 | DePauw | 2:12:16 | | |
| LW: -- | | average 33:04.09 | | |
| 81 | Polo BURGUETE SR | 32:30.77 | 4/14 | |
| 109 | Cole MARTIN SO | 33:01.34 | 4/14 | |
| 136 | Zach BATT JR | 33:16.76 | 4/14 | |
| 147 | Nick MESZAROS SR | 33:27.49 | 4/14 | |
| 13 | Geneva | 2:12:58 | | |
| LW: -- | | average 33:14.62 | | |
| 52 | Josh DUFFIE JR | 32:01.25 | | 3/24 |
| 111 | Clay SMITH SR | 33:02.27 | | 3/24 |
| 118 | Andrew DOMENCIC JR | 33:08.21 | | 3/24 |
| 245 | Brandon RACINE SO | 34:46.77 | | 3/9 |
| 14 | Calvin | 2:12:59 | | |
| LW: -- | | average 33:14.97 | | |
| 31 | Jonathan ELLIS FR | 31:21.67 | 4/14 | |
| 161 | Jonathon RANDALL JR | 33:37.84 | 4/13 | |
| 168 | Chris MCWAIN SO | 33:44.92 | 4/13 | |
| 202 | Ryan VANAPPLEDORN SO | 34:15.47 | 4/13 | |
| 15 | Brockport | 2:13:05 | | |
| LW: -- | | average 33:16.41 | | |
| 88 | Andrew DAVIS JR | 32:40.19 | | 3/31 |
| 144 | Gerard CONNELLY SO | 33:22.75 | | 3/31 |
| 145 | Dylan BRICKNER SR | 33:24.35 | | 3/31 |
| 163 | Sharif JARVIS SO | 33:38.36 | | 3/31 |
| 16 | Bridgewater State | 2:13:20 | | |
| LW: -- | | average 33:20.21 | | |
| 37 | Trevor WYSONG SO | 31:32.06 | | 3/31 |
| 140 | Nikolas BESHORE FR | 33:20.13 | | 3/31 |
| 193 | Lukas MOSCOSO FR | 34:08.96 | | 3/31 |
| 209 | Joseph CELIA SO | 34:19.71 | 4/14 | |



2018 Outdoor Track & Field, Week #3

Men's 110 Meter Hurdles

| | | |
|-----------------------------|----------------|----------------------|
| 1 | Wabash | 1:01.21 |
| LW: -- <i>average 15.30</i> | | |
| 9 | RaShawn JONES | SO 14.58w (3.9) 4/14 |
| 49 | Satchel BURTON | SO 15.30w (3.7) 4/7 |
| 60 | Josh WIGGINS | FR 15.42w (3.9) 4/14 |
| 141 | Johnny DOTLICH | SR 15.91w (3.9) 4/14 |

| | | |
|-----------------------------|----------------------|----------------------|
| 2 | SUNY Cortland | 1:01.44 |
| LW: -- <i>average 15.36</i> | | |
| 14 | Storm MALONE | FR 14.72 (-1.8) 4/13 |
| 76 | Micheal OUTING | SO 15.50 (-1.0) 3/30 |
| 81 | Isaiah BROOKS | FR 15.56 (1.0) 4/12 |
| 101 | John MARTIN | FR 15.66 (-0.7) 4/14 |

| | | |
|-----------------------------|--------------------|----------------------|
| 3 | Mount Union | 1:01.87 |
| LW: -- <i>average 15.47</i> | | |
| 2 | Mason PLANT | SO 14.33w (3.7) 4/13 |
| 120 | Malik BRITT | FR 15.76 (0.2) 4/7 |
| 122 | Jermaine FRANCIS | SO 15.77 (1.2) 4/13 |
| 160 | Adam WHITE | FR 16.01 (1.5) 3/30 |

| | | |
|-----------------------------|-----------------------|---------------------|
| 4 | UW-Platteville | 1:02.22 |
| LW: -- <i>average 15.56</i> | | |
| 28 | Charlie GIFFORD | SO 15.03w (3.5) 4/7 |
| 43 | Matt HOKANSON | SO 15.20w (3.5) 4/7 |
| 134 | Jacob DEBONIS | JR 15.83w (3.5) 4/7 |
| 193 | Sean KOMRO | FR 16.16w (3.5) 4/7 |

| | | |
|-----------------------------|------------------|----------------------|
| 5 | Dubuque | 1:02.39 |
| LW: -- <i>average 15.60</i> | | |
| 33 | Kelvon JOHNSON | FR 15.09 (-0.9) 4/12 |
| 54 | Kelshawn JOHNSON | FR 15.38 (-0.6) 4/12 |
| 68 | Clayton GRAY | SR 15.46 (-0.1) 4/12 |
| -- | Tyler FOWLER | JR 16.46 (0.1) 4/4 |

| | | |
|-----------------------------|-----------------------|----------------------|
| 5 | Texas Lutheran | 1:02.39 |
| LW: -- <i>average 15.60</i> | | |
| 13 | Paris FOSTER | SO 14.66w (2.5) 3/23 |
| 116 | Jonathan HILMAN | SR 15.74w (3.1) 3/23 |
| 133 | Travis ROBERTS | SO 15.82w (3.1) 3/23 |
| 194 | Nathaniel HOWELL | FR 16.17w (2.2) 3/15 |

| | | |
|-----------------------------|-------------------|----------------------|
| 7 | George Fox | 1:02.48 |
| LW: -- <i>average 15.62</i> | | |
| 63 | Brock ROGERS | FR 15.43 (0.0) 3/10 |
| 94 | Cody WEBB | FR 15.63 (-1.3) 3/31 |
| 108 | Gabriel LUCKEY | SR 15.71 (-0.9) 4/14 |
| 108 | Jon PROCTOR | SR 15.71 (0.0) 3/22 |

| | | |
|-----------------------------|----------------------|----------------------|
| 8 | UW-Whitewater | 1:02.70 |
| LW: -- <i>average 15.68</i> | | |
| 9 | Christian JACKSON | SO 14.58 (-0.1) 4/12 |
| 94 | Robert MARTIN | SR 15.63 (-0.1) 4/12 |
| 155 | Quentin MENDEZ | SO 15.98 (0.3) 4/12 |
| -- | Brandon NEUBERGER | FR 16.51 (-0.6) 4/12 |

| | | |
|-----------------------------|----------------------------|----------------------|
| 9 | Christopher Newport | 1:03.30 |
| LW: -- <i>average 15.83</i> | | |
| 4 | Ryan SCOTT | SR 14.48 (-1.5) 4/14 |
| 28 | Lewis FOLLI | SR 15.03 (-1.5) 4/14 |
| 155 | Hunter SUTLIFF | SR 15.98 (-0.2) 3/23 |
| -- | Samuel AKERS | FR 17.81 (-1.9) 3/31 |

| | | |
|-----------------------------|------------------|---------------------|
| 10 | WPI | 1:03.32 |
| LW: -- <i>average 15.83</i> | | |
| 53 | Oliver THOMAS | FR 15.37 (0.0) 4/14 |
| 78 | Fabian GAZIANO | SO 15.54 (0.0) 4/14 |
| 174 | Mark BRAY | FR 16.07 (1.5) 4/14 |
| 229 | Quinton SCHIMMEL | SO 16.34 (1.5) 4/14 |

| | | |
|-----------------------------|-----------------------|----------------------|
| 11 | Simpson (Iowa) | 1:03.83 |
| LW: -- <i>average 15.96</i> | | |
| 6 | Dylan KALINAY | SR 14.53 (1.3) 4/12 |
| 46 | Sam ADENIYI | SO 15.21 (1.7) 4/13 |
| -- | Elliott MEYER | FR 16.71 (-0.4) 4/13 |
| -- | Ryan TRAINER | FR 17.38 (-0.4) 4/13 |

| | | |
|-----------------------------|-------------------|----------------------|
| 12 | Wittenberg | 1:03.83 |
| LW: -- <i>average 15.96</i> | | |
| 81 | Tyler GITTINS | SR 15.56 (1.4) 3/23 |
| 88 | Kyle FARNBAUCH | JR 15.60 (-0.6) 4/14 |
| 139 | Marcus O'NEAL | SO 15.88 (1.4) 3/23 |
| -- | Garrin BACHINSKI | SO 16.79 (-0.2) 3/23 |

| | | |
|-----------------------------|-----------------|----------------------|
| 13 | Wartburg | 1:04.05 |
| LW: -- <i>average 16.01</i> | | |
| 74 | Dallas WRIGHT | FR 15.49w (2.8) 4/12 |
| 120 | James NIEMANN | JR 15.76w (2.8) 4/12 |
| 223 | Nick KENNICKER | SO 16.29w (2.8) 4/12 |
| -- | Ben CUVELIER | SR 16.51 (0.1) 4/4 |

| | | |
|-----------------------------|-----------------------------|----------------------|
| 14 | Case Western Reserve | 1:04.07 |
| LW: -- <i>average 16.02</i> | | |
| 43 | Grant MLACK | SR 15.20 (1.9) 3/23 |
| 97 | Dominic ODDO | SO 15.64 (1.8) 3/30 |
| -- | Mitchell WEBB | SO 16.57 (-0.3) 4/14 |
| -- | Jordan BUTLER | FR 16.66 (0.1) 3/16 |

| | | |
|-----------------------------|-----------------|----------------------|
| 15 | Redlands | 1:04.22 |
| LW: -- <i>average 16.06</i> | | |
| 91 | Afari LA-ANYANE | SR 15.61 (-1.6) 3/3 |
| 115 | Andrew CLARK | FR 15.73 (-1.2) 4/14 |
| 239 | John PEASE | JR 16.40 (-1.2) 3/31 |
| -- | Jason WATERS | FR 16.48 (-1.1) 3/31 |

| | | |
|-----------------------------|-----------------|----------------------|
| 16 | RIT | 1:04.34 |
| LW: -- <i>average 16.09</i> | | |
| 37 | Daniel GIULIANO | SO 15.14w (3.7) 3/31 |
| 60 | Max GLOSKEY | FR 15.42w (3.7) 3/31 |
| -- | Dustin VAN KIRK | FR 16.78w (2.1) 3/31 |
| -- | Cullen SULLIVAN | FR 17.00w (2.9) 3/31 |



2018 Outdoor Track & Field, Week #3

Men's 400 Meter Hurdles

| | | |
|----------|-----------------|----------------|
| 1 | Wartburg | 3:43.71 |
| LW: -- | | average 55.93 |

| | | | | |
|-----|----------------|----|-------|------|
| 18 | Dallas WRIGHT | FR | 54.36 | 3/28 |
| 69 | Dillon DEMOTT | SR | 56.21 | 4/4 |
| 72 | Riley BARRETT | FR | 56.25 | 3/28 |
| 101 | Nick KENNICKER | SO | 56.89 | 4/12 |

| | | |
|----------|-------------------------|----------------|
| 2 | Augustana (Ill.) | 3:44.80 |
| LW: -- | | average 56.20 |

| | | | | |
|-----|-----------------|----|-------|------|
| 6 | Josh YAMAMOTO | SR | 53.08 | 3/29 |
| 9 | Clayton SOMMERS | JR | 54.03 | 4/7 |
| 206 | Riley SMITH | FR | 58.82 | 3/29 |
| 213 | Nic CERVANTES | SO | 58.87 | 3/29 |

| | | |
|----------|-----------------------|----------------|
| 3 | UW-Platteville | 3:45.45 |
| LW: -- | | average 56.36 |

| | | | | |
|-----|---------------|----|-------|------|
| 15 | Matt HOKANSON | SO | 54.16 | 4/12 |
| 90 | Jacob DEBONIS | JR | 56.70 | 4/12 |
| 102 | Cole GORE | SO | 56.98 | 4/12 |
| 135 | Sean KOMRO | FR | 57.61 | 4/12 |

| | | |
|----------|-----------------------------|----------------|
| 4 | North Central (Ill.) | 3:46.98 |
| LW: -- | | average 56.75 |

| | | | | |
|-----|---------------|----|-------|------|
| 28 | Peyton PIRON | JR | 55.00 | 3/31 |
| 79 | Kyle HILTON | JR | 56.41 | 4/7 |
| 110 | Erik MUSGRAVE | SO | 57.09 | 4/7 |
| 186 | Gavin CERNEK | SO | 58.48 | 4/7 |

| | | |
|----------|--------------|----------------|
| 5 | Tufts | 3:47.30 |
| LW: -- | | average 56.83 |

| | | | | |
|-----|---------------------|----|---------|------|
| 5 | Andrew DIMAITI | SR | 52.95 | 3/24 |
| 77 | Billy WITROCK | SO | 56.35 | 4/7 |
| 153 | Henry HINTERMEISTER | JR | 57.87 | 3/31 |
| -- | Avery BARNES | FR | 1:00.13 | 3/24 |

| | | |
|----------|----------------------|----------------|
| 6 | SUNY Cortland | 3:48.17 |
| LW: -- | | average 57.04 |

| | | | | |
|-----|-------------------|----|-------|------|
| 61 | Austen JOHNSON | JR | 56.10 | 3/30 |
| 66 | Adam PERILLI | FR | 56.19 | 3/30 |
| 93 | Noah SERRETTE | SO | 56.78 | 3/30 |
| 230 | Jonny POLO RANKIN | FR | 59.10 | 3/30 |

| | | |
|----------|--------------------|----------------|
| 7 | Mount Union | 3:48.27 |
| LW: -- | | average 57.07 |

| | | | | |
|-----|----------------|----|-------|------|
| 50 | Josiah ROSS | JR | 55.89 | 4/13 |
| 85 | Mitchell MILEM | SO | 56.61 | 4/13 |
| 86 | Isaac PHILLIPS | FR | 56.62 | 4/13 |
| 236 | Ethan GRIFFITH | FR | 59.15 | 4/13 |

| | | |
|----------|-------------------|----------------|
| 8 | Middlebury | 3:48.36 |
| LW: -- | | average 57.09 |

| | | | | |
|-----|-----------------|----|-------|------|
| 45 | Tyler FARRELL | SR | 55.66 | 3/24 |
| 73 | Jonathan FISHER | SO | 56.27 | 3/31 |
| 117 | Paul MALLOY | SR | 57.17 | 3/31 |
| 242 | Masa SAKAMOTO | JR | 59.26 | 4/7 |

| | | |
|----------|-----------------|----------------|
| 9 | Stockton | 3:49.06 |
| LW: -- | | average 57.27 |

| | | | | |
|-----|-----------------|----|-------|------|
| 27 | Olivier PAUL | FR | 54.97 | 3/31 |
| 148 | Brenden O'BRIEN | FR | 57.83 | 4/13 |
| 155 | Omar DOGBEY | SR | 57.89 | 3/31 |
| 178 | Mark CHERY | SO | 58.37 | 3/31 |

| | | |
|-----------|---------------|----------------|
| 10 | Wabash | 3:49.96 |
| LW: -- | | average 57.49 |

| | | | | |
|-----|----------------|----|-------|------|
| 37 | RaShawn JONES | SO | 55.28 | 4/14 |
| 91 | Josh WIGGINS | FR | 56.77 | 4/14 |
| 197 | Luke DOUGHTY | SR | 58.64 | 3/30 |
| 243 | Johnny DOTLICH | SR | 59.27 | 4/14 |

| | | |
|-----------|-----------------|----------------|
| 11 | Redlands | 3:50.56 |
| LW: -- | | average 57.64 |

| | | | | |
|----|-----------------|----|-------|------|
| 19 | Nick BURCHETT | JR | 54.61 | 3/31 |
| 80 | John PEASE | JR | 56.42 | 4/14 |
| -- | Andrew CLARK | FR | 59.55 | 3/31 |
| -- | Jason GONSALVES | JR | 59.98 | 3/31 |

| | | |
|-----------|-----------------------------|----------------|
| 12 | Case Western Reserve | 3:50.63 |
| LW: -- | | average 57.66 |

| | | | | |
|-----|-----------------|----|-------|------|
| 34 | Grant MLACK | SR | 55.20 | 4/6 |
| 104 | Dominic ODDO | SO | 57.00 | 4/6 |
| 238 | Mitchell WEBB | SO | 59.19 | 4/14 |
| 240 | Jonathan HALING | SO | 59.24 | 3/16 |

| | | |
|-----------|------------------|----------------|
| 13 | Whitworth | 3:51.03 |
| LW: -- | | average 57.76 |

| | | | | |
|-----|---------------------|----|---------|------|
| 7 | John-Robert WOOLLEY | SR | 53.66 | 4/6 |
| 146 | Jackson HOPE | SO | 57.81 | 4/6 |
| -- | Joseph TINGSTAD | FR | 59.37 | 3/3 |
| -- | Jonathan BACKOUS | SR | 1:00.19 | 3/31 |

| | | |
|-----------|-----------------------|----------------|
| 14 | Texas Lutheran | 3:51.66 |
| LW: -- | | average 57.92 |

| | | | | |
|-----|----------------|----|-------|------|
| 46 | Ian HONS | JR | 55.76 | 3/31 |
| 163 | Travis ROBERTS | SO | 58.04 | 3/31 |
| 184 | Chris TORRES | SO | 58.46 | 4/13 |
| -- | Trevor ROBERTS | SO | 59.40 | 4/13 |

| | | |
|-----------|-----------------------|----------------|
| 15 | Hardin-Simmons | 3:51.85 |
| LW: -- | | average 57.96 |

| | | | | |
|-----|-------------------|----|---------|------|
| 9 | Hasanai CHANRIANG | JR | 54.03 | 3/28 |
| 170 | Nygel STARLING | FR | 58.17 | 4/14 |
| -- | Myles STENNIS | FR | 59.40 | 3/23 |
| -- | Jylan BURRIS | JR | 1:00.25 | 3/29 |




| | | |
|-----------|--------------|----------------|
| 16 | Loras | 3:52.03 |
| LW: -- | | average 58.01 |

| | | | | |
|-----|----------------|----|---------|------|
| 24 | Shamari SCOTT | SO | 54.91 | 3/28 |
| 89 | Andrew O'NEILL | SR | 56.68 | 4/12 |
| 246 | Noah SMITH | SO | 59.30 | 4/12 |
| -- | Isaiah HOPP | SO | 1:01.14 | 4/4 |



2018 Outdoor Track & Field, Week #3

Men's High Jump

| | | | | | | | | |
|--|--|--------------|---|---|---|--------------------------|---|--------------------------------------|
| 1 | Rowan | 8.15m | 26-8³/₄ | 9 |  | Bridgewater (Va.) | 7.45m | 24-5¹/₄ |
| LW: -- average 2.04m 6-8 ³ / ₄ | | | | LW: -- average 1.86m 6-1 ¹ / ₄ | | | | |
| 1 | Jeffrey Jon TUCKER | SR | 2.17m 7-1 ¹ / ₂ 4/13 | 18 | Ryan SHEPARD | JR | 2.00m 6-6 ³ / ₄ 4/13 | |
| 9 | Harrison ESCOFFERY | SR | 2.05m 6-8 ³ / ₄ 3/15 | 148 | Rashon DAVIS | SO | 1.85m 6- ³ / ₄ 4/13 | |
| 18 | Jason THOUBOURNE | FR | 2.00m 6-6 ³ / ₄ 3/15 | 214 | John GIESELER | SO | 1.80m 5-10 ³ / ₄ 4/13 | |
| 57 | Earnest DANIEL | FR | 1.93m 6-4 4/6 | 214 | Brandon CHRISTIAN | JR | 1.80m 5-10 ³ / ₄ 4/13 | |
| 2 | MIT | 7.85m | 25-9 | 10 | Stockton | 7.42m | 24-4 | |
| LW: -- average 1.96m 6-5 ¹ / ₄ | | | | LW: -- average 1.86m 6-1 | | | | |
| 4 | Alec REDUKER | SO | 2.10m 6-10 ³ / ₄ 3/31 | 72 | James BOWBLISS | SO | 1.92m 6-3 ¹ / ₂ 3/31 | |
| 16 | Chris WASHINGTON | SO | 2.01m 6-7 4/13 | 130 | Donavan BRYAN-FRANK | SO | 1.87m 6-1 ¹ / ₂ 3/31 | |
| 78 | Steven SPECK | SO | 1.91m 6-3 ¹ / ₂ 4/13 | 180 | Hunter DALY | FR | 1.83m 6-0 4/13 | |
| 180 | Sope EWEJE | JR | 1.83m 6-0 4/7 | 214 | Andrew KELLY | FR | 1.80m 5-10 ³ / ₄ 4/6 | |
| 3 | George Fox | 7.70m | 25-3 | 11 | Simpson (Iowa) | 7.35m | 24-1¹/₄ | |
| LW: -- average 1.93m 6-3 ¹ / ₄ | | | | LW: -- average 1.84m 6- ¹ / ₄ | | | | |
| 7 | Jacoby WOLFE | JR | 2.07m 6-9 ³ / ₄ 3/22 | 18 | Isaiah STRONG | SO | 2.00m 6-6 ³ / ₄ 4/5 | |
| 86 | Alex CANCHOLA | SR | 1.90m 6-2 ¹ / ₂ 4/9 | 86 | Sam ADENIYI | SO | 1.90m 6-2 ¹ / ₂ 4/5 | |
| 108 | Bryant WOOD | FR | 1.89m 6-2 ¹ / ₂ 3/17 | -- | Josh DIETRICH | SO | 1.75m 5-8 ³ / ₄ 4/5 | |
| 175 | Jon PROCTOR | SR | 1.84m 6- ¹ / ₂ 4/9 | -- | Ryan TRAINER | FR | 1.70m 5-7 4/5 | |
| 4 | Hope | 7.63m | 25-¹/₄ | 12 | RPI | 7.33m | 24-¹/₂ | |
| LW: -- average 1.91m 6-3 | | | | LW: -- average 1.83m 6-0 | | | | |
| 43 | Joshua IZENBART | SO | 1.95m 6-4 ³ / ₄ 3/23 | 40 | Terrence LAWRENCE | SR | 1.96m 6-5 4/14 | |
| 57 | Brandon MAURICE | SO | 1.93m 6-4 3/16 | 78 | Max MARITATO | SR | 1.91m 6-3 ¹ / ₂ 4/14 | |
| 114 | Ethan LARSON | FR | 1.88m 6-2 3/16 | -- | Eddie MAXWELL | JR | 1.73m 5-8 4/7 | |
| 130 | Jared LOWE | FR | 1.87m 6-1 ¹ / ₂ 4/7 | -- | Hunter BORWICK | FR | 1.73m 5-8 4/7 | |
| 5 | UW-Whitewater | 7.60m | 24-11¹/₄ | 12 | Washington and Lee | 7.33m | 24-¹/₂ | |
| LW: -- average 1.90m 6-2 ¹ / ₄ | | | | LW: -- average 1.83m 6-0 | | | | |
| 18 | DuVaun GOODLOW | SR | 2.00m 6-6 ³ / ₄ 4/12 | 108 | Jack TEAGLE | FR | 1.89m 6-2 ¹ / ₂ 3/16 | |
| 86 | Dylan FERGER | JR | 1.90m 6-2 ¹ / ₂ 4/12 | 175 | Davis TURNER | SR | 1.84m 6- ¹ / ₂ 3/16 | |
| 148 | Greg HATZINGER | SO | 1.85m 6- ³ / ₄ 4/12 | 199 | Ellis ROBINSON | FR | 1.82m 5-11 ¹ / ₂ 3/31 | |
| 148 | Jake LAUTENSCHLAGER | FR | 1.85m 6- ³ / ₄ 4/12 | -- | Dan KUNTZ | FR | 1.78m 5-10 3/23 | |
| 6 | Dubuque | 7.56m | 24-9¹/₂ | 14 |  | Bethany (W.Va.) | 7.29m | 23-11 |
| LW: -- average 1.89m 6-2 ¹ / ₄ | | | | LW: -- average 1.82m 5-11 ¹ / ₄ | | | | |
| 72 | Darrion MORGAN | FR | 1.92m 6-3 ¹ / ₂ 4/4 | 180 | B SALLAH-MOHAMMED | SO | 1.83m 6-0 3/31 | |
| 86 | Kortez PICKETT | JR | 1.90m 6-2 ¹ / ₂ 4/12 | 180 | Marshall MURRAY | JR | 1.83m 6-0 3/31 | |
| 130 | David JOHNSON | SO | 1.87m 6-1 ¹ / ₂ 4/4 | 180 | Malik ELLIS | FR | 1.83m 6-0 4/7 | |
| 130 | Sirrus BIER | FR | 1.87m 6-1 ¹ / ₂ 4/4 | 214 | Lee SANDERS | JR | 1.80m 5-10 ³ / ₄ 4/14 | |
| 7 | SUNY Cortland | 7.51m | 24-7¹/₂ | 15 | UC Santa Cruz | 7.27m | 23-10¹/₄ | |
| LW: -- average 1.88m 6-1 ¹ / ₄ | | | | LW: -- average 1.82m 5-11 ¹ / ₂ | | | | |
| 55 | Nick VACHON | SR | 1.94m 6-4 ³ / ₄ 4/13 | 43 | Conrad PEREIRA | FR | 1.95m 6-4 ³ / ₄ 3/16 | |
| 108 | Zachary KASHMER | SO | 1.89m 6-2 ¹ / ₂ 4/12 | 148 | Davis KEPON | SR | 1.85m 6- ³ / ₄ 3/16 | |
| 108 | Isaiah BROOKS | FR | 1.89m 6-2 ¹ / ₂ 4/12 | 214 | Max SCHOERNER | FR | 1.80m 5-10 ³ / ₄ 3/16 | |
| 249 | Jesse HAYNES | FR | 1.79m 5-10 ³ / ₄ 4/13 | -- | Brandon NICELY | JR | 1.67m 5-5 ³ / ₄ 4/12 | |
| 8 |  WPI | 7.47m | 24-6 | 16 | Wartburg | 7.26m | 23-9³/₄ | |
| LW: -- average 1.87m 6-1 ¹ / ₂ | | | | LW: -- average 1.82m 5-11 ¹ / ₂ | | | | |
| 57 | Brandon HOGHAUG | SR | 1.93m 6-4 4/14 | 37 | Nathan KECK | JR | 1.97m 6-5 ¹ / ₂ 4/4 | |
| 57 | Jack DEVINE | SR | 1.93m 6-4 3/31 | 86 | Devante PEARSON | SO | 1.90m 6-2 ¹ / ₂ 4/12 | |
| 180 | Garth HULL | SO | 1.83m 6-0 4/7 | -- | Ben CUVELIER | SR | 1.72m 5-7 ³ / ₄ 4/4 | |
| -- | Parker SIMPSON | FR | 1.78m 5-10 4/7 | -- | Mychael HOLLIDAY | FR | 1.67m 5-5 ³ / ₄ 4/4 | |



2018 Outdoor Track & Field, Week #3



Men's Pole Vault

| | | | | |
|-----------|-----------------------------|---------------|---------------|-------------|
| 1 | UW-Oshkosh | 18.59m | 50-11¾ | |
| LW: -- | | average 4.65m | 15-3 | |
| 4 | Devan GERTSCHEN | SR | 5.00m | 16-4¾ 4/12 |
| 35 | Zach EMMER | SO | 4.58m | 15-¾ 4/12 |
| 35 | Joe VILS | SO | 4.58m | 15-¾ 4/12 |
| 52 | Mitchell HASEY | SR | 4.43m | 14-6¾ 4/12 |
| 2 | UW-Stout | 18.45m | 60-6¼ | |
| LW: -- | | average 4.61m | 15-1½ | |
| 5 | Noah ZASTROW | FR | 4.95m | 16-2¾ 3/16 |
| 15 | Christian LUCCHESI | SR | 4.75m | 15-7 4/12 |
| 48 | Robert MESENBURG | SR | 4.45m | 14-7¾ 4/12 |
| 78 | Josh FREYHOLTZ | JR | 4.30m | 14-1¾ 4/12 |
| 3 | Ithaca | 18.30m | 60-½ | |
| LW: -- | | average 4.58m | 15-0 | |
| 19 | David DORSEY | SR | 4.70m | 15-5 4/7 |
| 19 | Joey NALLY | SO | 4.70m | 15-5 4/7 |
| 26 | Martin DESMERY | JR | 4.65m | 15-3 4/14 |
| 97 | Connor FLORCZYK | SO | 4.25m | 13-11¼ 4/7 |
| 4 | UW-La Crosse | 18.25m | 59-10½ | |
| LW: -- | | average 4.56m | 14-11½ | |
| 6 | Wes EVANSEN | SR | 4.90m | 16-¾ 4/12 |
| 29 | Eli TEMANSEN | JR | 4.60m | 15-1 4/12 |
| 48 | Keagen STONESWORTH | SO | 4.45m | 14-7¾ 4/12 |
| 78 | Lucas MCCORMICK | FR | 4.30m | 14-1¾ 4/12 |
| 5 | LeTourneau | 17.77m | 58-3½ | |
| LW: -- | | average 4.44m | 14-6¾ | |
| 6 | Austin PARRISH | FR | 4.90m | 16-¾ 4/5 |
| 15 | Alex HINDMAN | FR | 4.75m | 15-7 4/5 |
| 97 | Cole IRONSIDE | FR | 4.25m | 13-11¼ 3/24 |
| 204 | Arvin HRUSHKA | FR | 3.87m | 12-8¾ 4/14 |
| 6 | Claremont-Mudd-Scrip | 17.65m | 57-10¾ | |
| LW: -- | | average 4.41m | 14-5¾ | |
| 6 | Michael WAGENVELD | JR | 4.90m | 16-¾ 4/14 |
| 37 | Walker QUINN | SO | 4.55m | 14-11 3/16 |
| 97 | Jackson COONEY | SR | 4.25m | 13-11¼ 3/3 |
| 179 | Lincoln BERNARD | FR | 3.95m | 12-11¼ 4/14 |
| 7 | UW-Whitewater | 17.57m | 57-7¾ | |
| LW: -- | | average 4.39m | 14-5 | |
| 18 | Zach JASINSKI | SO | 4.73m | 15-6¾ 4/12 |
| 52 | Adam SCHOMMER | SO | 4.43m | 14-6¾ 4/12 |
| 90 | Jack SCULLY | FR | 4.28m | 14-¾ 4/12 |
| 129 | Aron SCHWARTZ | SR | 4.13m | 13-6¾ 4/12 |
| 8 | MIT | 17.15m | 56-3¼ | |
| LW: -- | | average 4.29m | 14-¾ | |
| 19 | Scott CAMERON | JR | 4.70m | 15-5 4/7 |
| 97 | Raja RAJCIC | SO | 4.25m | 13-11¼ 4/7 |
| 137 | Bobby UPTON | SO | 4.10m | 13-5¾ 4/7 |
| 137 | Everett BRANDYBERRY | FR | 4.10m | 13-5¾ 4/7 |
| 9 | Williams | 16.80m | 55-1¼ | |
| LW: -- | | average 4.20m | 13-9¾ | |
| 60 | Pierceson BROWN | SR | 4.40m | 14-5¾ 4/7 |
| 78 | Tobias MUELLERS | SR | 4.30m | 14-1¾ 3/31 |
| 78 | Tommy RILEY | SR | 4.30m | 14-1¾ 3/31 |
| 228 | Marshall BORRUS | SO | 3.80m | 12-5¾ 4/7 |
| 10 | Bluffton | 16.73m | 54-10½ | |
| LW: -- | | average 4.18m | 13-8¾ | |
| 19 | Gabe MAKIN | FR | 4.70m | 15-5 3/16 |
| 24 | Kyle KNEZOVICH | SR | 4.69m | 15-4¾ 4/14 |
| 88 | Justin KAUFFMAN | SO | 4.29m | 14-¾ 4/14 |
| -- | Michael HILDEBRANDT | FR | 3.05m | 10-0 4/6 |
| 11 | Rose-Hulman | 16.68m | 54-8¾ | |
| LW: -- | | average 4.17m | 13-8¾ | |
| 42 | Cameron PRISBY | SO | 4.50m | 14-9 4/14 |
| 42 | Nick PALMER | JR | 4.50m | 14-9 4/14 |
| 167 | Kristian ZADLO | FR | 3.98m | 13-¾ 3/17 |
| -- | Mikey HOLTZ | FR | 3.70m | 12-1½ 4/7 |
| 12 | Coast Guard | 16.25m | 53-3¾ | |
| LW: -- | | average 4.06m | 13-4 | |
| 19 | Michael FRICK | JR | 4.70m | 15-5 4/14 |
| 97 | Denis DALY | SR | 4.25m | 13-11¼ 4/7 |
| 228 | Jason CHO | SO | 3.80m | 12-5¾ 4/14 |
| -- | Geoffrey DELORIE | FR | 3.50m | 11-5¾ 4/14 |
| 13 | SUNY Cortland | 16.20m | 53-1¾ | |
| LW: -- | | average 4.05m | 13-3¾ | |
| 60 | Matthew GREENLAW | JR | 4.40m | 14-5¾ 3/30 |
| 60 | Matthew DELORENZO | SO | 4.40m | 14-5¾ 3/30 |
| 179 | Zachary KASHMER | SO | 3.95m | 12-11¼ 4/12 |
| -- | Isaiah BROOKS | FR | 3.45m | 11-3¾ 4/12 |
| 14 | Augustana (Ill.) | 16.11m | 52-10¼ | |
| LW: -- | | average 4.03m | 13-2¾ | |
| 78 | Arthur ATWELL | JR | 4.30m | 14-1¾ 3/29 |
| 120 | Patrick CROMPTON | JR | 4.15m | 13-7¾ 3/29 |
| 216 | Kevin DONOVAN | SO | 3.83m | 12-6¾ 4/7 |
| 216 | Kyle BAUS | FR | 3.83m | 12-6¾ 4/7 |
| 14 | Whitworth | 16.11m | 52-10¼ | |
| LW: -- | | average 4.03m | 13-2¾ | |
| 57 | Travis HERRERA | FR | 4.42m | 14-6 4/12 |
| 94 | Nathanael DROTTS | SO | 4.27m | 14-0 4/12 |
| 206 | Yang XU | FR | 3.85m | 12-7¾ 3/22 |
| -- | Nicholas MCGILL | SO | 3.57m | 11-8¾ 3/17 |
| 16 | UW-Platteville | 16.07m | 52-8¾ | |
| LW: -- | | average 4.02m | 13-2 | |
| 90 | Jacob HIRSBRUNNER | JR | 4.28m | 14-¾ 4/7 |
| 129 | Greg VOGT | JR | 4.13m | 13-6¾ 4/12 |
| 167 | Jordan MONROE | FR | 3.98m | 13-¾ 4/12 |
| -- | Alex WRIGHT | FR | 3.68m | 12-¾ 4/7 |



2018 Outdoor Track & Field, Week #3

Men's Long Jump

| | | | | | |
|-----------|--|---------------|---------------|--------------|------|
| 1 | Rowan | 27.11m | 88-11½ | | |
| LW: -- | | average 6.78m | | 22-3 | |
| 13 | Jeffrey Jon TUCKER | SR | 7.09m | 23-3¼ (-0.1) | 4/6 |
| 36 | Jason THOUBOURNE | FR | 6.81m | 22-4¼ (0.6) | 3/30 |
| 56 | John OWENS | FR | 6.66m | 21-10¼ (0.7) | 4/13 |
| 98 | Francis RICHARD | FR | 6.55m | 21-6 (-0.2) | 4/6 |
| 2 | SUNY Cortland | 26.90m | 88-3¼ | | |
| LW: -- | | average 6.73m | | 22-¾ | |
| 9 | Devlen WILLIAMS | SR | 7.19m | 23-7¼ (0.3) | 4/13 |
| 55 | Dawan JONES | SR | 6.67m | 21-10¼ (0.6) | 3/30 |
| 83 | Wendell BRAND | SO | 6.58m | 21-7¼ (0.0) | 3/30 |
| 143 | Zachary KASHMER | SO | 6.46m | 21-2¼ (-0.1) | 4/12 |
| 3 | La Verne | 26.80m | 87-11¼ | | |
| LW: -- | | average 6.70m | | 21-11¼ | |
| 20 | Kyle AMBAT | JR | 6.94m | 22-9¼ (1.4) | 3/31 |
| 45 | Anthony CARTER | JR | 6.77m | 22-2¼ (0.1) | 4/14 |
| 47 | Nicholas FREEMAN | FR | 6.75m | 22-1¼ (0.6) | 4/14 |
| 202 | Hunter POWERS | JR | 6.34m | 20-9¼ (0.0) | 4/14 |
| 4 | MIT | 26.63m | 87-4½ | | |
| LW: -- | | average 6.66m | | 21-10¼ | |
| 20 | Yorai SHAOUL | FR | 6.94m | 22-9¼ (1.8) | 4/13 |
| 53 | William RUSCHEL | SR | 6.68m | 21-11 (1.9) | 3/31 |
| 83 | Mac GREGG | FR | 6.58m | 21-7¼ (2.0) | 3/31 |
| 158 | Chris WASHINGTON | SO | 6.43m | 21-1¼ (0.0) | 4/7 |
| 5 |  Bethany (W.Va.) | 26.43m | 86-8½ | | |
| LW: -- | | average 6.61m | | 21-8¼ | |
| 24 | B SALLAH-MOHAMMED | SO | 6.93mw | 22-9 (3.5) | 4/14 |
| 37 | Michael SPEEDY | FR | 6.80mw | 22-3¼ (3.4) | 4/14 |
| 121 | Lee SANDERS | JR | 6.50m | 21-4 (1.7) | 4/14 |
| -- | Malik ELLIS | FR | 6.20m | 20-4¼ (1.1) | 4/14 |
| 6 | Trinity (Texas) | 26.18m | 85-10¾ | | |
| LW: -- | | average 6.55m | | 21-5¼ | |
| 5 | Cody HALL | SR | 7.24m | 23-9 (1.5) | 3/31 |
| 182 | Naim BARNETT | FR | 6.38mw | 20-11¼ (3.5) | 3/31 |
| 192 | Griffin LAY | SO | 6.37mw | 20-10¼ (3.2) | 3/23 |
| -- | Ezra CHAPOLA | FR | 6.19mw | 20-3¼ (2.3) | 3/31 |
| 7 | Salisbury | 26.16m | 85-10 | | |
| LW: -- | | average 6.54m | | 21-5¼ | |
| 28 | Jeffrey MCINNIS | SO | 6.90m | 22-7¼ (0.4) | 4/14 |
| 121 | Chis LEBY | SO | 6.50mw | 21-4 (3.5) | 3/31 |
| 167 | Matthew ADEDEJI | SR | 6.41mw | 21-½ (2.3) | 3/31 |
| 198 | Donovan BECKETT-SIMMS | FR | 6.35mw | 20-10 (2.6) | 4/14 |
| 8 | Tufts | 26.14m | 85-9¼ | | |
| LW: -- | | average 6.54m | | 21-5¼ | |
| 70 | Matthew MANTEIGA | FR | 6.62mw | 21-8¼ (2.4) | 4/7 |
| 77 | James GREGOIRE | JR | 6.60m | 21-8 (1.0) | 3/31 |
| 138 | Linus GORDON | SR | 6.47m | 21-2¼ (0.0) | 4/14 |
| 147 | Stefan DUVIVIER | SR | 6.45m | 21-2 (1.5) | 3/31 |
| 9 | George Fox | 26.09m | 85-7¼ | | |
| LW: -- | | average 6.52m | | 21-4¼ | |
| 30 | Alex CANCHOLA | SR | 6.86m | 22-6¼ (1.0) | 3/22 |
| 98 | Berkley HILL | FR | 6.55mw | 21-6 (2.2) | 4/9 |
| 167 | Noah LAMADRID | JR | 6.41m | 21-½ (0.8) | 4/14 |
| 248 | Brock ROGERS | FR | 6.27m | 20-7 (0.0) | 3/22 |
| 10 | UW-Whitewater | 25.91m | 85-¼ | | |
| LW: -- | | average 6.48m | | 21-3 | |
| 29 | Matt GREEN | JR | 6.87m | 22-6¼ (1.7) | 4/12 |
| 131 | O HENDERSON-ZINTZ | SO | 6.48mw | 21-3¼ (2.4) | 4/12 |
| 209 | Dylan FERGEE | JR | 6.33m | 20-9¼ (1.1) | 4/12 |
| -- | Griffin GAWENDA | FR | 6.23m | 20-5¼ (-1.7) | 4/12 |
| 11 | UW-Oshkosh | 25.70m | 84-4 | | |
| LW: -- | | average 6.43m | | 21-1 | |
| 43 | Bryce MANCHESKI | SR | 6.78m | 22-3 (1.7) | 4/12 |
| 98 | Devan GERTSCHEN | SR | 6.55mw | 21-6 (2.2) | 4/12 |
| -- | Derrick LOVE | FR | 6.25m | 20-6¼ (0.0) | 4/12 |
| -- | Carson WEBER | JR | 6.12m | 20-1 (0.0) | 4/7 |
| 12 | Hendrix | 25.60m | 84-0 | | |
| LW: -- | | average 6.40m | | 21-0 | |
| 33 | Michael SPAINHOUR | JR | 6.85m | 22-5¼ (0.0) | 3/2 |
| 82 | Levi JONES | FR | 6.59mw | 21-7¼ (3.2) | 3/16 |
| -- | Sam BYRD | JR | 6.13mw | 20-1½ (2.5) | 4/6 |
| -- | Tucker PRATT | SO | 6.03m | 19-9½ (1.5) | 4/13 |
| 13 | Utica | 25.57m | 83-10¾ | | |
| LW: -- | | average 6.39m | | 20-11¼ | |
| 89 | Ka'Sean WATLINGTON | SO | 6.57m | 21-6¼ (0.0) | 4/14 |
| 150 | Quayree BULL | SR | 6.44m | 21-1½ (0.8) | 4/14 |
| 214 | Desmond AKPANOKO | SO | 6.32m | 20-9 (0.0) | 4/14 |
| -- | Kyle SWIECKI | JR | 6.24mw | 20-5¼ (2.4) | 4/14 |
| 14 | Occidental | 25.55m | 83-10 | | |
| LW: -- | | average 6.39m | | 20-11¼ | |
| 27 | Chris TORIBIO | JR | 6.91m | 22-8 (1.3) | 4/14 |
| 65 | Eric LOOBY | FR | 6.63m | 21-9 (1.0) | 4/14 |
| -- | X NELSON-ROWNTREE | SO | 6.09m | 19-11¼ (0.5) | 3/31 |
| -- | S FEINGOLD-GARDNER | FR | 5.92m | 19-5¼ (-0.5) | 3/31 |
| 15 | Brockport | 25.54m | 83-9½ | | |
| LW: -- | | average 6.39m | | 20-11¼ | |
| 20 | Rutchlor LOUIS | FR | 6.94m | 22-9¼ (-0.8) | 4/14 |
| -- | Marquise RIDDICK | SR | 6.26m | 20-6¼ (0.0) | 4/14 |
| -- | Raphael ABEL | SO | 6.17m | 20-3 (-0.2) | 4/14 |
| -- | Brandon LEITER | FR | 6.17m | 20-3 (-1.7) | 4/14 |
| 16 |  Bridgewater (Va.) | 25.53m | 83-9¼ | | |
| LW: -- | | average 6.38m | | 20-11¼ | |
| 17 | Davonta WOMACK | JR | 7.01m | 23-0 (0.2) | 4/13 |
| 175 | Brandon CHRISTIAN | JR | 6.40m | 21-0 (1.6) | 3/16 |
| 248 | Chase ROSENTHAL | FR | 6.27m | 20-7 (2.0) | 3/23 |
| -- | Brady BAREFOOT | SO | 5.85m | 19-2½ (0.0) | 4/13 |



2018 Outdoor Track & Field, Week #3

Men's Long Jump

| | | | | | |
|------------|----------------------|----|--------------|----------------------|---------------|
| 16 | Pomona-Pitzer | | | 25.53m | 83-9¼ |
| LW: -- | | | | <i>average 6.38m</i> | <i>20-11¼</i> |
| 30 | Ethan HARDACRE | SO | 6.86m | <i>22-6¼ (-0.8)</i> | 3/31 |
| 70 | Lucas WHITE MOON | SO | 6.62m | <i>21-8¼ (1.6)</i> | 4/14 |
| 229 | Cal NEIKIRK | JR | 6.30m | <i>20-8 (0.0)</i> | 3/3 |
| -- | Thomas CAREY | FR | 5.75m | <i>18-10½ (1.1)</i> | 3/31 |



2018 Outdoor Track & Field, Week #3

Men's Triple Jump

| | | | | |
|----------|------------------|----|-----------------------|-------------------|
| 1 | MIT | | 56.90m | 186-8 |
| LW: -- | | | <i>average 14.23m</i> | 46-8 |
| 4 | Yorai SHAOUL | FR | 14.73m | 48-4 (1.4) 4/7 |
| 15 | William RUSCHEL | SR | 14.32m | 46-11½ (1.3) 3/31 |
| 25 | Jason VILLANUEVA | JR | 13.96mw | 45-9¾ (2.9) 4/7 |
| 30 | Ryan PRINSTER | JR | 13.89mw | 45-7 (2.7) 4/7 |

| | | | | |
|----------|----------------------|----|-----------------------|-------------------|
| 2 | SUNY Cortland | | 55.98m | 183-8 |
| LW: -- | | | <i>average 14.00m</i> | 45-11 |
| 2 | Dawan JONES | SR | 14.84m | 48-8¾ (1.5) 4/13 |
| 28 | Christopher WHITE | JR | 13.90m | 45-7¾ (0.4) 4/13 |
| 52 | Kwaku OFOSU | FR | 13.68m | 44-10¾ (0.2) 4/13 |
| 63 | Wendell BRAND | SO | 13.56m | 44-6 (0.0) 4/13 |

| | | | | |
|----------|----------------------|----|-----------------------|-------------------|
| 3 | UW-Whitewater | | 54.96m | 180-3 |
| LW: -- | | | <i>average 13.74m</i> | 45-1 |
| 7 | Matt GREEN | JR | 14.68m | 48-2 (0.6) 4/12 |
| 31 | Tanner STEPHENS | JR | 13.88m | 45-6½ (1.1) 4/12 |
| 94 | Lucas SKAALAND | FR | 13.30m | 43-7¾ (1.5) 4/12 |
| 121 | Eric NEUENSCHWANDER | FR | 13.10m | 42-11¾ (0.1) 4/12 |

| | | | | |
|----------|-----------------------|----|-----------------------|------------------|
| 4 | Salisbury | | 53.99m | 177-1 |
| LW: -- | | | <i>average 13.50m</i> | 44-3½ |
| 11 | Donovan BECKETT-SIMMS | FR | 14.47m | 47-5¾ (0.7) 4/14 |
| 38 | Matthew ADEDEJI | SR | 13.80mw | 45-3¾ (3.9) 3/15 |
| 115 | Jeffrey MCINNIS | SO | 13.14mw | 43-1½ (2.4) 3/15 |
| 225 | Chis LEBY | SO | 12.58mw | 41-3¾ (2.5) 4/14 |

| | | | | |
|----------|----------------------|----|-----------------------|-------------------|
| 5 | Pomona-Pitzer | | 53.70m | 176-2 |
| LW: -- | | | <i>average 13.43m</i> | 44-½ |
| 20 | Ethan HARDACRE | SO | 14.05m | 46-1¼ (0.2) 3/3 |
| 44 | Lucas WHITE MOON | SO | 13.73m | 45-½ (1.6) 4/14 |
| 104 | Cal NEIKIRK | JR | 13.23m | 43-5 (1.2) 3/3 |
| 195 | Thomas CAREY | FR | 12.69m | 41-7¾ (-1.0) 3/24 |

| | | | | |
|----------|------------------------|----|-----------------------|--------------------|
| 6 | Carnegie Mellon | | 53.66m | 176-0 |
| LW: -- | | | <i>average 13.42m</i> | 44-¾ |
| 22 | Frederick DAUPHIN | SO | 14.04m | 46-¾ (0.7) 4/14 |
| 52 | Eloy FERNANDEZ | SR | 13.68m | 44-10¾ (-1.1) 4/14 |
| 112 | Matthew SLOAN | FR | 13.15m | 43-1¾ (-0.9) 4/14 |
| 174 | Reed FARBBER | JR | 12.79m | 41-11½ (0.0) 4/14 |

| | | | | |
|----------|-------------------|----|-----------------------|------------------|
| 7 | Redlands | | 53.46m | 175-4 |
| LW: -- | | | <i>average 13.37m</i> | 43-10¾ |
| 10 | Wyatt PANNABECKER | SR | 14.52m | 47-7¾ (1.9) 3/31 |
| 33 | Mykel CAMPOS | SO | 13.85m | 45-5¾ (0.6) 3/3 |
| 135 | Andrew CLARK | FR | 13.03m | 42-9 (0.6) 4/14 |
| -- | Mason FERRER | FR | 12.06m | 39-7 (2.0) 3/31 |

| | | | | |
|----------|-----------------|----|-----------------------|------------------|
| 8 | Stockton | | 53.45m | 175-4 |
| LW: -- | | | <i>average 13.36m</i> | 43-10¾ |
| 1 | Jared LEWIS | SR | 15.25m | 50-½ (0.3) 4/13 |
| 96 | James BOWBLISS | SO | 13.27m | 43-6½ (0.0) 4/13 |
| 127 | Brenden O'BRIEN | FR | 13.07mw | 42-10¾ (3.4) 4/6 |
| -- | Andrew KELLY | FR | 11.86m | 38-11 (1.7) 4/13 |

| | | | | |
|----------|--------------------|----|-----------------------|------------------|
| 9 | Rose-Hulman | | 52.73m | 173-0 |
| LW: -- | | | <i>average 13.18m</i> | 43-3 |
| 20 | Trey SYKES | JR | 14.05m | 46-1¼ (0.0) 3/30 |
| 118 | David GONCHAROV | FR | 13.13mw | 43-1 (2.3) 4/7 |
| 162 | Aaron STARLIN | SR | 12.86m | 42-2¼ (0.0) 4/14 |
| 195 | Josh HENNIG | SR | 12.69m | 41-7¾ (1.6) 4/7 |

| | | | | |
|-----------|--------------------|----|-----------------------|------------------|
| 10 | Albion | | 52.58m | 172-6 |
| LW: -- | | | <i>average 13.15m</i> | 43-1½ |
| 9 | Jephte JEAN CLAUDE | JR | 14.64m | 48-½ (1.8) 4/13 |
| 138 | Richard ANNORAT | JR | 13.01m | 42-8¾ (1.1) 4/13 |
| 240 | Ray ROBINSON | JR | 12.52mw | 41-1 (2.7) 3/9 |
| -- | Trevor KNOWLES | FR | 12.41m | 40-8¾ (1.8) 4/6 |

| | | | | |
|-----------|--------------------------|----|-----------------------|------------------|
| 11 | Bridgewater (Va.) | | 52.18m | 171-2 |
| LW: -- | | | <i>average 13.05m</i> | 42-9¾ |
| 72 | Chase ROSENTHAL | FR | 13.50m | 44-3½ (0.0) 4/13 |
| 87 | Brandon CHRISTIAN | JR | 13.36m | 43-10 (0.0) 4/13 |
| 141 | Rashon DAVIS | SO | 12.97m | 42-6¾ (1.3) 4/13 |
| -- | Christopher MOORE | SO | 12.35mw | 40-6¾ (3.3) 3/9 |

| | | | | |
|-----------|-----------------|----|-----------------------|------------------|
| 12 | RPI | | 52.17m | 171-2 |
| LW: -- | | | <i>average 13.04m</i> | 42-9¾ |
| 4 | Matt VITAGLIANO | SR | 14.73m | 48-4 (2.0) 4/14 |
| 87 | Luca SCHEUER | SR | 13.36m | 43-10 (1.9) 4/7 |
| 216 | Joseph OSAHANI | JR | 12.61m | 41-4½ (0.1) 4/14 |
| -- | Orry NIHANGAME | SO | 11.47mw | 37-7¾ (2.3) 4/7 |

| | | | | |
|-----------|------------------|----|-----------------------|--------------------|
| 13 | Brockport | | 51.90m | 170-3 |
| LW: -- | | | <i>average 12.98m</i> | 42-7 |
| 81 | Taj SHAW | SO | 13.45m | 44-1½ (-1.8) 4/14 |
| 121 | Damian FENDER | SR | 13.10m | 42-11¾ (-0.3) 4/14 |
| 184 | Johnny ZHANG | JR | 12.75m | 41-10 (-0.4) 4/14 |
| 220 | Marquise RIDDICK | SR | 12.60m | 41-4¾ (0.3) 4/14 |

| | | | | |
|-----------|--------------------------|----|-----------------------|-------------------|
| 14 | Bridgewater State | | 51.73m | 169-8 |
| LW: -- | | | <i>average 12.93m</i> | 42-5¾ |
| 13 | Cameron WILLIAMSON | SR | 14.38m | 47-2¼ (-0.4) 3/31 |
| 210 | Andrew CHEN | FR | 12.65m | 41-6 (1.4) 4/14 |
| 216 | Olivier NDIKUMANA | SO | 12.61m | 41-4½ (0.0) 4/14 |
| -- | Zachary GAGE | FR | 12.09m | 39-8 (0.5) 4/14 |



| | | | | |
|-----------|---------------------|----|-----------------------|------------------|
| 15 | UW-La Crosse | | 51.59m | 169-3 |
| LW: -- | | | <i>average 12.90m</i> | 42-3¾ |
| 26 | Jacob TEUNAS | SO | 13.92m | 45-8 (0.1) 4/12 |
| 157 | Arran HICKCOX | FR | 12.89mw | 42-3½ (2.2) 4/12 |
| -- | Samuel SADOWSKI | SO | 12.42m | 40-9 (1.0) 4/12 |
| -- | Sawyer RUBECK | SO | 12.36m | 40-6¾ (1.7) 4/12 |

| | | | | |
|-----------|------------------------|----|-----------------------|-------------------|
| 16 | Montclair State | | 51.27m | 168-2 |
| LW: -- | | | <i>average 12.82m</i> | 42-¾ |
| 130 | George ALEXANDRIS | SR | 13.06m | 42-10¾ (1.3) 4/13 |
| 143 | Tyshon BRADLEY | FR | 12.96m | 42-6¾ (1.9) 3/31 |
| 203 | Matt KAROVIC | FR | 12.67m | 41-7 (1.4) 4/13 |
| 225 | Tim GOSS | FR | 12.58m | 41-3¾ (1.9) 4/13 |



2018 Outdoor Track & Field, Week #3

Men's Shot Put

| | | | | | |
|-----------|--|----------------|---------------|--------|------|
| 1 | Dubuque | 63.27m | 207-7 | | |
| LW: -- | | average 15.82m | 51-10% | | |
| 3 | Blaze MURFIN | JR | 17.00m | 55-9% | 4/12 |
| 11 | Ron BROWN | JR | 16.05m | 52-8 | 4/12 |
| 35 | Jackson HARKNESS | FR | 15.25m | 50-½ | 4/12 |
| 44 | Josh MATHIS | SO | 14.97m | 49-1½ | 4/12 |
| 2 | UW-Stout | 60.22m | 197-7 | | |
| LW: -- | | average 15.06m | 49-4% | | |
| 4 | Sam ELSNER | SR | 16.95m | 55-7½ | 3/16 |
| 46 | Anton PROKSCH | SR | 14.95m | 49-¾ | 3/16 |
| 69 | Kevin RUECHEL | FR | 14.47m | 47-5% | 3/16 |
| 117 | Alec BENZINGER | FR | 13.85m | 45-5% | 4/12 |
| 3 | Rose-Hulman | 59.55m | 195-4 | | |
| LW: -- | | average 14.89m | 48-10% | | |
| 12 | Josh HIMES | SR | 16.03m | 52-7¼ | 4/14 |
| 61 | Eric FIACABLE | JR | 14.63m | 48-0 | 4/14 |
| 61 | Jacob SPARKS | SO | 14.63m | 48-0 | 4/14 |
| 82 | Nathan SCHRADER | SO | 14.26m | 46-9% | 4/14 |
| 4 | Hamline | 59.22m | 194-3 | | |
| LW: -- | | average 14.81m | 48-7 | | |
| 14 | Travis JACOBSON | SR | 15.92m | 52-2¾ | 3/16 |
| 19 | Eric DOLS | JR | 15.61m | 51-2¾ | 3/16 |
| 95 | Mitchell MADAY | JR | 14.07m | 46-2 | 3/16 |
| 143 | Dylan LARSON | SO | 13.62m | 44-8% | 4/12 |
| 5 | Mount Union | 58.43m | 191-8 | | |
| LW: -- | | average 14.61m | 47-11% | | |
| 36 | Seth CALHOUN | SO | 15.22m | 49-11¼ | 4/13 |
| 70 | Matt FITCHET | SR | 14.44m | 47-4¼ | 4/13 |
| 70 | Connor BROGAN | SO | 14.44m | 47-4¼ | 4/13 |
| 75 | Lucas COOPER | SO | 14.33m | 47-¾ | 4/13 |
| 6 | Brockport | 58.39m | 191-7 | | |
| LW: -- | | average 14.60m | 47-10% | | |
| 38 | Tony DEYOUNG | SO | 15.21m | 49-11 | 4/14 |
| 49 | Gunner RAPONE | JR | 14.91m | 48-11 | 4/14 |
| 54 | Christian JOHNSON | SO | 14.70m | 48-2¾ | 4/14 |
| 152 | Matt FAULISE | SO | 13.57m | 44-6% | 4/14 |
| 7 | UW-Whitewater | 57.20m | 187-8 | | |
| LW: -- | | average 14.30m | 46-11 | | |
| 47 | Julio PEREZ | SO | 14.94m | 49-¾ | 4/12 |
| 67 | Jason D'AMICO | SR | 14.50m | 47-7 | 4/12 |
| 111 | Landon ZIMMERMAN | SO | 13.93m | 45-8% | 4/12 |
| 121 | Keegan RICHARDS | SO | 13.83m | 45-4¼ | 4/12 |
| 8 | UW-La Crosse | 57.11m | 187-4 | | |
| LW: -- | | average 14.28m | 46-10% | | |
| 7 | Daniel GRAF | SO | 16.25m | 53-3¾ | 4/12 |
| 66 | Kyle PULVERMACHER | SO | 14.51m | 47-7¾ | 4/12 |
| 116 | Nick SWOGER | FR | 13.88m | 45-6% | 4/12 |
| -- | Michael LAMPMAN | FR | 12.47m | 40-11 | 4/12 |
| 9 | UW-Stevens Point | 57.03m | 187-1 | | |
| LW: -- | | average 14.26m | 46-9½ | | |
| 29 | Brent REIERSON | SR | 15.36m | 50-4¾ | 4/12 |
| 87 | Dylan DELANEY | SO | 14.19m | 46-6% | 4/7 |
| 92 | Blake ORR | FR | 14.13m | 46-4% | 4/7 |
| 179 | Logan GARSKI | SO | 13.35m | 43-9% | 4/7 |
| 10 | Christopher Newport | 56.96m | 186-10 | | |
| LW: -- | | average 14.24m | 46-8% | | |
| 15 | Brendon BURROWS | SR | 15.75m | 51-8¼ | 4/5 |
| 52 | Legend HAYES | SR | 14.80m | 48-6¾ | 3/31 |
| 102 | Carlos BAZAN ALFARO | JR | 14.02m | 46-0 | 3/31 |
| -- | Samuel JOHNSON | FR | 12.39m | 40-7% | 4/14 |
| 11 | Utica | 56.28m | 184-7 | | |
| LW: -- | | average 14.07m | 46-2 | | |
| 43 | Keanu HEEDRAM | SO | 15.05m | 49-4½ | 4/14 |
| 90 | Tyler MOSHER | SO | 14.14m | 46-4¾ | 3/31 |
| 125 | Zack LEADER | FR | 13.80m | 45-3¾ | 4/14 |
| 193 | Jude MANFORD | SR | 13.29m | 43-7% | 4/14 |
| 12 |  Nebraska Wesleyan | 55.19m | 181-1 | | |
| LW: -- | | average 13.80m | 45-3¾ | | |
| 89 | Georg NIIT | SR | 14.17m | 46-6 | 4/13 |
| 117 | Seth LINDGREN | SR | 13.85m | 45-5¼ | 4/13 |
| 127 | Sam LINDGREN | FR | 13.77m | 45-2¾ | 4/5 |
| 173 | Travis HARTWIG | JR | 13.40m | 43-11¾ | 4/13 |
| 13 | Texas Lutheran | 54.87m | 180-0 | | |
| LW: -- | | average 13.72m | 45-¾ | | |
| 5 | Garrett GARZA | JR | 16.46m | 54-0 | 4/13 |
| 73 | Alejandro BRISENO | SR | 14.35m | 47-1 | 3/31 |
| -- | Jacob GUTIERREZ | JR | 12.62m | 41-5 | 4/13 |
| -- | Austin SPEED | SR | 11.44m | 37-6½ | 3/31 |
| 14 | Worcester State | 54.82m | 179-10 | | |
| LW: -- | | average 13.71m | 44-11% | | |
| 63 | Elmer ACUNA | SO | 14.62m | 47-11¾ | 4/14 |
| 135 | Anthony CHRISTO | JR | 13.67m | 44-10% | 4/14 |
| 142 | Marcus VIEIRA | JR | 13.63m | 44-8% | 3/23 |
| 248 | Jacob ROUMANOS | SR | 12.90m | 42-4 | 4/14 |
| 15 | Carnegie Mellon | 54.35m | 178-3 | | |
| LW: -- | | average 13.59m | 44-7 | | |
| 42 | Bram MILLER | FR | 15.08m | 49-5¾ | 3/31 |
| 135 | Jacob SCHOFEL | SR | 13.67m | 44-10% | 3/31 |
| 225 | Julian NELSON | SO | 13.05m | 42-9% | 3/16 |
| -- | Logan STAHL | FR | 12.55m | 41-2¾ | 3/16 |
| 16 |  Baldwin Wallace | 54.31m | 178-2 | | |
| LW: -- | | average 13.58m | 44-6% | | |
| 10 | Ted ACHLADIS | SO | 16.08m | 52-9¼ | 3/17 |
| 163 | Travis GIARDINA | SR | 13.48m | 44-2¾ | 3/23 |
| 223 | Patrick COUGHLIN | FR | 13.08m | 42-11 | 3/17 |
| -- | Daniel WILSON | FR | 11.67m | 38-3½ | 3/23 |



2018 Outdoor Track & Field, Week #3

Men's Discus

| Rank | Team | Score | Points | Average | Range |
|-----------|----------------------------|---------------|---------------|-----------------------|--------|
| 1 | UW-Stout | 184.01 | 603-8 | <i>average 46.00m</i> | 150-11 |
| LW: -- | | | | | |
| 2 | Sam ELSNER SR | 54.07m | 177-4 | 4/12 | |
| 18 | Anton PROKSCH SR | 47.82m | 156-10 | 3/16 | |
| 117 | Kevin RUECHEL FR | 42.19m | 138-5 | 4/12 | |
| 211 | Alec BENZINGER FR | 39.93m | 131-0 | 4/12 | |
| 2 | Mount Union | 180.37 | 591-9 | <i>average 45.09m</i> | 147-11 |
| LW: -- | | | | | |
| 17 | Lucas COOPER SO | 48.05m | 157-7 | 4/7 | |
| 57 | Connor BROGAN SO | 45.04m | 147-9 | 3/30 | |
| 64 | Austin AIKINS SO | 44.58m | 146-3 | 4/13 | |
| 103 | Seth CALHOUN SO | 42.70m | 140-1 | 4/13 | |
| 3 | Dubuque | 179.78 | 589-10 | <i>average 44.95m</i> | 147-5 |
| LW: -- | | | | | |
| 19 | Blaze MURFIN JR | 47.59m | 156-1 | 4/12 | |
| 45 | Ronald BROWN JR | 45.49m | 149-3 | 4/4 | |
| 49 | Jackson HARKNESS FR | 45.41m | 148-11 | 4/4 | |
| 152 | Josh MATHIS SO | 41.29m | 135-5 | 4/4 | |
| 4 | Augustana (Ill.) | 178.16 | 584-6 | <i>average 44.54m</i> | 146-1 |
| LW: -- | | | | | |
| 24 | Ethan EHLERS SR | 47.30m | 155-2 | 3/29 | |
| 37 | Kevin BARBIAN SR | 46.22m | 151-7 | 3/29 | |
| 83 | Nick STEICHMANN SR | 43.58m | 142-11 | 3/29 | |
| 162 | Keith Jr. KING SR | 41.06m | 134-8 | 4/7 | |
| 5 | Rose-Hulman | 177.22 | 581-5 | <i>average 44.31m</i> | 145-4 |
| LW: -- | | | | | |
| 35 | Josh HIMES SR | 46.30m | 151-11 | 3/30 | |
| 67 | Eric FIACABLE JR | 44.51m | 146-0 | 4/7 | |
| 78 | Jonah YATES FR | 43.86m | 143-10 | 4/7 | |
| 108 | Jacob SPARKS SO | 42.55m | 139-7 | 4/7 | |
| 6 | Christopher Newport | 176.94 | 580-6 | <i>average 44.24m</i> | 145-1 |
| LW: -- | | | | | |
| 5 | Brendon BURROWS SR | 50.81m | 166-8 | 3/31 | |
| 13 | Legend HAYES SR | 48.66m | 159-7 | 3/31 | |
| 187 | Carlos BAZAN ALFARO JR | 40.40m | 132-6 | 4/14 | |
| -- | AJ PALMER FR | 37.07m | 121-7 | 3/31 | |
| 7 | Nebraska Wesleyan | 175.87 | 577-0 | <i>average 43.97m</i> | 144-3 |
| LW: -- | | | | | |
| 39 | Charles GOODMAN JR | 45.99m | 150-10 | 4/13 | |
| 42 | Georg NIIT SR | 45.82m | 150-4 | 4/13 | |
| 100 | Jared POHLMANN SO | 42.74m | 140-2 | 4/13 | |
| 150 | Seth LINDGREN SR | 41.32m | 135-6 | 4/13 | |
| 8 | Central (Iowa) | 174.86 | 573-8 | <i>average 43.72m</i> | 143-5 |
| LW: -- | | | | | |
| 14 | Nathan FITZGERALD SO | 48.45m | 158-11 | 4/5 | |
| 55 | Ryan KRUSE SR | 45.07m | 147-10 | 4/5 | |
| 93 | Patrick NOREM JR | 43.11m | 141-5 | 4/5 | |
| -- | Michael FIRKINS JR | 38.23m | 125-5 | 3/29 | |
| 9 | UW-Whitewater | 174.56 | 572-8 | <i>average 43.64m</i> | 143-2 |
| LW: -- | | | | | |
| 43 | Jason D'AMICO SR | 45.79m | 150-2 | 4/12 | |
| 59 | Landon ZIMMERMAN SO | 44.85m | 147-1 | 4/12 | |
| 68 | Julio PEREZ SO | 44.40m | 145-8 | 4/12 | |
| 232 | Keegan RICHARDS SO | 39.52m | 129-8 | 4/12 | |
| 10 | UW-Stevens Point | 174.16 | 571-4 | <i>average 43.54m</i> | 142-10 |
| LW: -- | | | | | |
| 11 | Brent REIERSON SR | 48.94m | 160-6 | 4/7 | |
| 72 | Kyle NOWAK SR | 44.24m | 145-1 | 4/7 | |
| 123 | Blake ORR FR | 42.08m | 138-0 | 4/12 | |
| -- | Caleb RHEINSCHMIDT JR | 38.90m | 127-7 | 4/12 | |
| 11 | Worcester State | 173.40 | 568-10 | <i>average 43.35m</i> | 142-2 |
| LW: -- | | | | | |
| 12 | Marcus VIEIRA JR | 48.74m | 159-11 | 3/31 | |
| 87 | Elmer ACUNA SO | 43.46m | 142-7 | 4/14 | |
| 167 | Anthony CHRISTO JR | 40.80m | 133-10 | 4/14 | |
| 187 | Jacob ROUMANOS SR | 40.40m | 132-6 | 4/14 | |
| 12 | Pacific (Ore.) | 172.70 | 566-7 | <i>average 43.18m</i> | 141-8 |
| LW: -- | | | | | |
| 31 | Jacob DUVALL SO | 46.81m | 153-7 | 3/24 | |
| 34 | Josh HUFFMAN JR | 46.41m | 152-3 | 3/2 | |
| 138 | Chase PATTERSON SR | 41.76m | 137-0 | 3/10 | |
| -- | Izaiya TAYLOR JR | 37.72m | 123-9 | 3/10 | |
| 13 | Bates | 172.02 | 564-4 | <i>average 43.01m</i> | 141-1 |
| LW: -- | | | | | |
| 8 | Adedire FAKOREDE SR | 49.18m | 161-4 | 4/13 | |
| 91 | Thomas ENDEAN SR | 43.17m | 141-7 | 4/13 | |
| 216 | John REX FR | 39.85m | 130-9 | 4/14 | |
| 220 | Tyler HARRINGTON JR | 39.82m | 130-7 | 4/13 | |
| 14 | George Fox | 171.85 | 563-9 | <i>average 42.96m</i> | 140-11 |
| LW: -- | | | | | |
| 3 | Caleb DALZELL JR | 53.98m | 177-1 | 3/31 | |
| 125 | Alex HORN SO | 42.05m | 137-11 | 3/22 | |
| 186 | Collin ALTENEDER SO | 40.41m | 132-7 | 3/31 | |
| -- | Paul VAN ROSEN SO | 35.41m | 116-2 | 3/2 | |
| 15 | McDaniel | 168.90 | 554-1 | <i>average 42.23m</i> | 138-6 |
| LW: -- | | | | | |
| 51 | Ian ARMSTRONG SR | 45.27m | 148-6 | 4/6 | |
| 71 | Billy EMERSON JR | 44.25m | 145-2 | 4/12 | |
| 142 | Taylor WAGNER SO | 41.60m | 136-5 | 4/6 | |
| -- | JR YANKOWSKI SO | 37.78m | 123-11 | 4/6 | |
| 16 | Hamline | 165.98 | 544-6 | <i>average 41.50m</i> | 136-1 |
| LW: -- | | | | | |
| 54 | Mitchell MADAY JR | 45.09m | 147-11 | 4/12 | |
| 65 | Joe MARTIN FR | 44.52m | 146-0 | 4/12 | |
| 121 | Travis JACOBSON SR | 42.11m | 138-2 | 4/12 | |
| -- | Ray CULP SR | 34.26m | 112-5 | 3/16 | |



2018 Outdoor Track & Field, Week #3

Men's Hammer

| | | | | | |
|-----------|-----------------------------|----------------|---------------|------|--|
| 1 | UW-La Crosse | 212.65 | 697-8 | | |
| LW: -- | | average 53.16m | 174-5 | | |
| 9 | Christian MORZINSKI JR | 55.77m | 182-11 | 4/12 | |
| 20 | Andrew JARRETT SO | 54.20m | 177-10 | 4/12 | |
| 28 | Justin DONKIN SO | 53.08m | 174-1 | 4/12 | |
| 55 | Nathan BERG SR | 49.60m | 162-8 | 4/12 | |
| 2 | Hamline | 209.77 | 688-2 | | |
| LW: -- | | average 52.44m | 172-0 | | |
| 4 | Eric DOLS JR | 59.56m | 195-5 | 4/12 | |
| 24 | Mitchell MADAY JR | 53.80m | 176-6 | 4/12 | |
| 52 | Ray CULP SR | 50.51m | 165-8 | 4/12 | |
| 123 | Dylan LARSON SO | 45.90m | 150-7 | 4/12 | |
| 3 | UW-Stout | 195.22 | 640-6 | | |
| LW: -- | | average 48.81m | 160-1 | | |
| 2 | Sam ELSNER SR | 59.71m | 195-10 | 3/16 | |
| 42 | Anton PROKSCH SR | 51.34m | 168-5 | 3/16 | |
| 185 | Duncan MAGERL SR | 43.70m | 143-4 | 3/16 | |
| -- | Kevin RUECHEL FR | 40.47m | 132-9 | 4/12 | |
| 4 | Dubuque | 193.76 | 635-8 | | |
| LW: -- | | average 48.44m | 158-11 | | |
| 19 | Blaze MURFIN JR | 54.31m | 178-2 | 4/12 | |
| 88 | Ronald BROWN JR | 47.27m | 155-1 | 4/4 | |
| 112 | Scott TAYLOR SR | 46.23m | 151-8 | 4/12 | |
| 120 | John GREGORY JR | 45.95m | 150-9 | 4/12 | |
| 5 | UW-Stevens Point | 193.38 | 634-5 | | |
| LW: -- | | average 48.35m | 158-7 | | |
| 45 | Brent REIERSON SR | 51.17m | 167-10 | 4/12 | |
| 79 | Dylan DELANEY SO | 48.16m | 158-0 | 4/12 | |
| 92 | Isaiah YAROCH SO | 47.04m | 154-4 | 4/12 | |
| 93 | Logan GARSKI SO | 47.01m | 154-2 | 4/12 | |
| 6 | Rhode Island College | 193.37 | 634-5 | | |
| LW: -- | | average 48.34m | 158-7 | | |
| 39 | Shamar SPRUILL JR | 51.62m | 169-4 | 4/7 | |
| 47 | Jake BRIERLY JR | 50.86m | 166-10 | 4/14 | |
| 101 | Seth LARBI SR | 46.61m | 152-11 | 3/31 | |
| 167 | Joseph PALAZZO SO | 44.28m | 145-3 | 4/14 | |
| 7 | Monmouth (Ill.) | 191.51 | 628-3 | | |
| LW: -- | | average 47.88m | 157-1 | | |
| 30 | John HINTZ JR | 52.69m | 172-10 | 3/31 | |
| 70 | Joe KRALL SO | 48.78m | 160-0 | 4/14 | |
| 118 | Drew THAXTON FR | 45.97m | 150-10 | 3/31 | |
| 172 | Ben STILLWELL SR | 44.07m | 144-7 | 3/31 | |
| 8 | Bates | 190.19 | 623-11 | | |
| LW: -- | | average 47.55m | 156-0 | | |
| 50 | Adedire FAKOREDE SR | 50.58m | 165-11 | 4/7 | |
| 52 | John REX FR | 50.51m | 165-8 | 4/14 | |
| 69 | Zack CAMPBELL JR | 48.82m | 160-2 | 4/14 | |
| -- | Thomas ENDEAN SR | 40.28m | 132-2 | 4/14 | |
| 9 | Loras | 190.04 | 623-6 | | |
| LW: -- | | average 47.51m | 155-10 | | |
| 44 | Jake BERG JR | 51.29m | 168-3 | 4/12 | |
| 66 | Garrett HAMMOND JR | 48.96m | 160-7 | 4/4 | |
| 89 | John MESKIMEN JR | 47.22m | 154-11 | 3/28 | |
| 222 | Nic YOUNG JR | 42.57m | 139-8 | 3/28 | |
| 10 | St. Thomas (Minn.) | 187.99 | 616-9 | | |
| LW: -- | | average 47.00m | 154-2 | | |
| 12 | Eric HOLST JR | 55.59m | 182-4 | 4/12 | |
| 42 | Austin JOCHUM SR | 51.34m | 168-5 | 4/12 | |
| 227 | Gage O'BRIEN SO | 42.40m | 139-1 | 4/12 | |
| -- | David DANHAUER JR | 38.66m | 126-10 | 4/12 | |
| 11 | Augustana (Ill.) | 186.21 | 610-11 | | |
| LW: -- | | average 46.55m | 152-8 | | |
| 5 | Cody WHEELER JR | 59.08m | 193-10 | 3/29 | |
| 94 | Kevin BARBIAN SR | 46.99m | 154-2 | 4/7 | |
| 241 | Joe BELLAFFIORE SR | 41.96m | 137-8 | 3/29 | |
| -- | Keneniah SAUNDERS SR | 38.18m | 125-3 | 3/29 | |
| 12 | Buena Vista | 186.13 | 610-8 | | |
| LW: -- | | average 46.53m | 152-8 | | |
| 56 | Garrett ROHLK SR | 49.42m | 162-1 | 4/12 | |
| 95 | Shelmund MERCALINA JR | 46.88m | 153-9 | 4/12 | |
| 103 | Drew BEALL JR | 46.49m | 152-6 | 4/12 | |
| 200 | Erik KILLGORE FR | 43.34m | 142-2 | 4/12 | |
| 13 | Texas Lutheran | 185.66 | 609-1 | | |
| LW: -- | | average 46.42m | 152-3 | | |
| 34 | Alejandro BRISENO SR | 52.15m | 171-1 | 4/13 | |
| 90 | Hunter ULLRICH JR | 47.08m | 154-5 | 4/13 | |
| 151 | Jacob GUERCIA SO | 44.70m | 146-8 | 3/23 | |
| -- | Austin SPEED SR | 41.73m | 136-11 | 3/31 | |
| 14 | Bowdoin | 185.45 | 608-5 | | |
| LW: -- | | average 46.36m | 152-1 | | |
| 14 | John PIETRO SR | 54.96m | 180-3 | 4/13 | |
| 61 | Vincent LAROVERE SR | 49.27m | 161-7 | 4/13 | |
| -- | A BALASUBRAMANYAM FR | 40.93m | 134-3 | 4/13 | |
| -- | Michael DONOVAN FR | 40.29m | 132-2 | 4/13 | |
| 15 | Defiance | 184.14 | 604-1 | | |
| LW: -- | | average 46.04m | 151-0 | | |
| 30 | Joshua PETRO SR | 52.69m | 172-10 | 4/14 | |
| 142 | Javier CASTILLO JR | 45.24m | 148-5 | 4/14 | |
| 163 | Andrew FAHLER JR | 44.44m | 145-9 | 4/14 | |
| 248 | James BARANOSKI JR | 41.77m | 137-0 | 3/30 | |
| 16 | Nebraska Wesleyan | 184.01 | 603-8 | | |
| LW: -- | | average 46.00m | 150-11 | | |
| 22 | Georg NIIT SR | 53.94m | 176-11 | 4/13 | |
| 87 | Seth LINDGREN SR | 47.29m | 155-2 | 4/13 | |
| -- | Jared POHLMANN SO | 41.56m | 136-4 | 4/5 | |
| -- | Zach HELLIE FR | 41.22m | 135-3 | 4/13 | |



2018 Outdoor Track & Field, Week #3

Men's Javelin

| | | | |
|----------|------------------------|-----------------------|-------------------|
| 1 | UMass Dartmouth | 230.73 | 757-0 |
| LW: -- | | <i>average 57.68m</i> | 189-3 |
| 2 | Jordan ENTWISTLE | SO | 66.34m 217-8 3/31 |
| 8 | Steve TENCATI | JR | 61.80m 202-9 4/14 |
| 96 | John KLECZKOWSKI | SR | 51.67m 169-6 4/14 |
| 115 | Mike VOLKMANN | FR | 50.92m 167-0 3/31 |

| | | | |
|----------|-------------------|-----------------------|-------------------|
| 2 | George Fox | 221.46 | 726-7 |
| LW: -- | | <i>average 55.37m</i> | 181-7 |
| 4 | Seth NONNENMACHER | SR | 65.42m 214-7 3/2 |
| 22 | Alex CANCHOLA | SR | 57.14m 187-5 3/31 |
| 71 | Jose IGNACIO | FR | 52.74m 173-0 3/10 |
| 231 | Berkley HILL | FR | 46.16m 151-5 3/17 |

| | | | |
|----------|--------------------------|-----------------------|--------------------|
| 3 | Bridgewater State | 217.04 | 712-1 |
| LW: -- | | <i>average 54.26m</i> | 178-0 |
| 27 | Joshua MOORE | FR | 56.64m 185-10 4/14 |
| 43 | Ryan BAIN | SO | 54.90m 180-1 4/14 |
| 65 | Brandon HOULE | JR | 53.03m 173-11 4/7 |
| 80 | John CHRETIEN | FR | 52.47m 172-1 4/14 |

| | | | |
|----------|--------------------|-----------------------|--------------------|
| 4 | Mount Union | 216.64 | 710-9 |
| LW: -- | | <i>average 54.16m</i> | 177-8 |
| 3 | Jaquill SCOTT | SR | 65.48m 214-10 4/14 |
| 35 | Bryce BISKUP | SO | 55.62m 182-5 4/7 |
| 178 | Jeremiah GYULAI | FR | 48.05m 157-7 4/13 |
| 192 | Garrett DANIELLO | FR | 47.49m 155-9 4/7 |

| | | | |
|----------|--------------------|-----------------------|--------------------|
| 5 | Stockton | 212.29 | 696-6 |
| LW: -- | | <i>average 53.07m</i> | 174-1 |
| 7 | Steven JERNEE | FR | 62.29m 204-4 3/31 |
| 60 | Ryan SZELC | SR | 53.59m 175-10 4/13 |
| 117 | Mark MITCHELL | JR | 50.82m 166-8 4/6 |
| 248 | Qudratullah QADIRI | SO | 45.59m 149-7 4/13 |

| | | | |
|----------|------------------|-----------------------|-------------------|
| 6 | Whitworth | 209.17 | 686-3 |
| LW: -- | | <i>average 52.29m</i> | 171-6 |
| 1 | Andrew BLOOM | SR | 68.94m 226-2 4/6 |
| 18 | Nicholas MCGILL | SO | 57.70m 189-3 3/17 |
| -- | Al-Amin YUSUF | SO | 41.93m 137-6 4/6 |
| -- | Joseph TINGSTAD | FR | 40.60m 133-2 3/17 |

| | | | |
|----------|----------------------------|-----------------------|-------------------|
| 7 | Springfield (Mass.) | 208.76 | 684-11 |
| LW: -- | | <i>average 52.19m</i> | 171-2 |
| 24 | Thomas CALLIS | SO | 56.98m 186-11 4/7 |
| 24 | Whitton DEVAUX | SR | 56.98m 186-11 4/7 |
| 26 | Matthew BLANCHETTE | SR | 56.80m 186-4 4/7 |
| -- | Jonathan WEAVER | SR | 38.00m 124-8 4/14 |

| | | | |
|----------|----------------|-----------------------|-------------------|
| 8 | Stevens | 207.55 | 680-11 |
| LW: -- | | <i>average 51.89m</i> | 170-3 |
| 31 | Tanner LYONS | SR | 56.20m 184-4 3/31 |
| 36 | Dalton NEWMAN | SO | 55.34m 181-6 4/14 |
| 104 | Ryan LOCKE | SO | 51.37m 168-6 4/6 |
| -- | Evan KAINER | JR | 44.64m 146-5 4/12 |

| | | | |
|----------|-----------------|-----------------------|-------------------|
| 9 | Williams | 204.15 | 669-9 |
| LW: -- | | <i>average 51.04m</i> | 167-5 |
| 81 | Tobias MUELLERS | SR | 52.43m 172-0 3/22 |
| 92 | James HEINL | JR | 51.97m 170-6 3/31 |
| 128 | Ian MOOK | SR | 50.06m 164-3 3/24 |
| 138 | Dan RENWICK | FR | 49.69m 163-0 3/24 |

| | | | |
|-----------|-----------------------|-----------------------|--------------------|
| 10 | Central (Iowa) | 202.81 | 665-4 |
| LW: -- | | <i>average 50.70m</i> | 166-4 |
| 10 | Ryan KRUSE | SR | 61.23m 200-10 3/29 |
| 162 | Will DANIELS | SO | 48.63m 159-6 3/29 |
| 206 | Nathan FITZGERALD | SO | 46.88m 153-9 4/5 |
| 234 | Michael FIRKINS | JR | 46.07m 151-1 3/29 |

| | | | |
|-----------|-----------------|-----------------------|------------------|
| 11 | RPI | 202.33 | 663-9 |
| LW: -- | | <i>average 50.58m</i> | 165-11 |
| 45 | Joe GRELLA | SR | 54.74m 179-7 4/7 |
| 132 | Joseph VETERE | SR | 49.89m 163-8 4/7 |
| 155 | Frank DITOMMASO | FR | 48.87m 160-4 4/7 |
| 157 | Justin PARK | FR | 48.83m 160-2 4/7 |

| | | | |
|-----------|------------------------|-----------------------|--------------------|
| 12 | Montclair State | 201.85 | 662-3 |
| LW: -- | | <i>average 50.46m</i> | 165-6 |
| 9 | Rob MELILLO | JR | 61.59m 202-1 3/31 |
| 76 | Damien VALENTINE | FR | 52.58m 172-6 3/31 |
| 227 | Troy PERESSINI | FR | 46.28m 151-10 4/6 |
| -- | Jameer HOWARD-SCOTT | SO | 41.40m 135-10 4/13 |

| | | | |
|-----------|---------------------|-----------------------|-------------------|
| 13 | Ursinus | 199.91 | 655-10 |
| LW: -- | | <i>average 49.98m</i> | 163-11 |
| 72 | Mike FELIX | FR | 52.73m 173-0 3/31 |
| 113 | Connor LENT | SR | 51.05m 167-6 3/31 |
| 114 | Austin BITTENBENDER | SO | 50.96m 167-2 3/31 |
| -- | Riley GROURKE | FR | 45.17m 148-2 4/13 |

| | | | |
|-----------|-----------------------|-----------------------|-------------------|
| 14 | Pacific (Ore.) | 199.52 | 654-7 |
| LW: -- | | <i>average 49.88m</i> | 163-7 |
| 58 | Dylan KNOSTMAN | SO | 53.65m 176-0 3/10 |
| 66 | Aukai KEA | JR | 52.92m 173-7 3/2 |
| 210 | Zach HEWSON | SR | 46.76m 153-5 3/31 |
| 230 | Kristian BUMANLAG | FR | 46.19m 151-6 4/14 |

| | | | |
|-----------|-----------------------------|-----------------------|-------------------|
| 15 | Claremont-Mudd-Scrip | 196.97 | 646-2 |
| LW: -- | | <i>average 49.24m</i> | 161-6 |
| 39 | Maxwell KNOWLES | SO | 55.07m 180-8 4/14 |
| 150 | Wilson IVES | SO | 49.15m 161-3 4/14 |
| 206 | Connor SCHULZ | FR | 46.88m 153-9 3/31 |
| 237 | Eric MYERS | JR | 45.87m 150-6 4/7 |

| | | | |
|-----------|-------------------|-----------------------|--------------------|
| 16 | Linfield | 194.93 | 639-6 |
| LW: -- | | <i>average 48.73m</i> | 159-10 |
| 23 | Keaton WOOD | FR | 57.11m 187-4 3/22 |
| 135 | Alec MILLER | SO | 49.73m 163-2 3/10 |
| 233 | Cooper BOUSQUET | FR | 46.08m 151-2 3/10 |
| -- | Trey PETERSONWOOD | FR | 42.01m 137-10 4/14 |



2018 Outdoor Track & Field, Week #3

Men's Decathlon

| | | | |
|-----------|-------------------|----|----------------------|
| 1 | George Fox | | 24,220 |
| LW: -- | | | <i>average 6,055</i> |
| 1 | Alex CANCHOLA | SR | 6,752 3/22 |
| 11 | Jon PROCTOR | SR | 5,977 4/9 |
| 13 | Thomas HUGHES | JR | 5,835 3/22 |
| 17 | Berkley HILL | FR | 5,656 3/22 |



2018 Outdoor Track & Field, Week #3

Women's 100 Meters

| | | | | | |
|-----------|-----------------------------|----------------------|--------|------|--|
| 1 | George Fox | 49.25 | | | |
| LW: -- | | <i>average 12.31</i> | | | |
| 8 | Sara TURNER | FR 12.13 | (0.1) | 3/22 | |
| 11 | Kennedy TAUBE | FR 12.20 | (0.1) | 3/22 | |
| 19 | Sarah KING | JR 12.28 | (0.8) | 3/31 | |
| 91 | Lis LARSEN | JR 12.64 | (0.1) | 3/22 | |
| 2 | Claremont-Mudd-Scrip | 49.72 | | | |
| LW: -- | | <i>average 12.43</i> | | | |
| 1 | Tyra ABRAHAM | SR 11.65 | (2.0) | 3/24 | |
| 23 | Nirel JONESMITCHELL | SO 12.33 | (1.8) | 4/14 | |
| 62 | Danielle HONAN | FR 12.55w | (2.3) | 3/16 | |
| -- | Carolyn WEISMAN | FR 13.19 | (0.6) | 3/31 | |
| 3 | Redlands | 50.22 | | | |
| LW: -- | | <i>average 12.56</i> | | | |
| 9 | Chyenne KIMBLE | SO 12.15 | (1.8) | 4/14 | |
| 78 | Hannah ALBRECHT | FR 12.61w | (2.3) | 3/16 | |
| 83 | Sophie BROOKS | SR 12.63 | (1.8) | 4/14 | |
| 155 | Andrea LYON | FR 12.83 | (1.8) | 4/14 | |
| 4 | Birmingham-Southern | 50.29 | | | |
| LW: -- | | <i>average 12.57</i> | | | |
| 3 | Karmin SHUTE | SR 11.82 | (0.8) | 3/30 | |
| 58 | Tamrah TUCKER | FR 12.52w | (2.2) | 3/16 | |
| 190 | Deja HULBERT | JR 12.92 | (2.0) | 3/16 | |
| 247 | Taylor TROTMAN | FR 13.03 | (0.8) | 3/30 | |
| 5 | SUNY Geneseo | 50.46 | | | |
| LW: -- | | <i>average 12.62</i> | | | |
| 21 | Camille WUTZ | SR 12.32 | (1.8) | 3/31 | |
| 70 | Hannah MADDEN | JR 12.59 | (1.8) | 3/31 | |
| 70 | Lauren BAMFORD | SR 12.59w | (3.5) | 3/31 | |
| 215 | Jenna STRICKLAND | FR 12.96 | (-1.2) | 4/14 | |
| 6 | Rowan | 50.49 | | | |
| LW: -- | | <i>average 12.62</i> | | | |
| 38 | Aaniyah ROBINSON | SO 12.45 | (-1.5) | 4/13 | |
| 70 | Aspen MCMILLAN | JR 12.59w | (2.6) | 3/15 | |
| 83 | s MCLEOD-WHITENER | FR 12.63 | (1.7) | 3/15 | |
| 151 | Darielle CROSS | SO 12.82 | (0.6) | 3/30 | |
| 7 | Mount Union | 50.57 | | | |
| LW: -- | | <i>average 12.64</i> | | | |
| 7 | Rachael ADAMS | SO 12.12 | (1.0) | 4/13 | |
| 68 | Katie GOEDECKE | SR 12.57 | (0.8) | 4/13 | |
| 176 | Alexianna JOHNSON | FR 12.89 | (-0.9) | 4/7 | |
| 233 | Dana CROFOOT | SR 12.99 | (-1.3) | 4/7 | |
| 8 | Trinity (Conn.) | 50.63 | | | |
| LW: -- | | <i>average 12.66</i> | | | |
| 20 | K MARLOW-BENEDICK | SO 12.30w | (3.1) | 4/7 | |
| 83 | Emma BUCKLEY | FR 12.63w | (3.1) | 4/7 | |
| 95 | Morgan HALLOW | JR 12.65 | (1.5) | 4/14 | |
| -- | Katie LAZUR | SO 13.05 | (1.5) | 4/14 | |
| 9 | TCNJ | 50.82 | | | |
| LW: -- | | <i>average 12.71</i> | | | |
| 59 | Jada GRISSON | FR 12.53 | (2.0) | 3/17 | |
| 77 | Danielle CELESTIN | SR 12.60 | (0.1) | 3/31 | |
| 131 | Samantha GORMAN | SO 12.76 | (0.1) | 3/31 | |
| 195 | Kaila CARTER | SO 12.93 | (1.2) | 3/31 | |
| 10 | Wesley | 50.83 | | | |
| LW: -- | | <i>average 12.71</i> | | | |
| 25 | Evelina SLOBOH | SO 12.36 | (-0.9) | 4/14 | |
| 37 | Rakiya TAYLOR | FR 12.44 | (0.0) | 4/14 | |
| 221 | Ashley MORRIS | SR 12.97 | (0.0) | 4/14 | |
| -- | Aurora KING | FR 13.06 | (0.0) | 4/14 | |
| 11 | Occidental | 50.86 | | | |
| LW: -- | | <i>average 12.72</i> | | | |
| 11 | LaShauna PORTER | SO 12.20 | (1.6) | 4/14 | |
| 15 | Emma YUDELEVITCH | JR 12.25 | (1.6) | 4/14 | |
| 151 | Jada NEWKIRK | FR 12.82 | (-1.0) | 3/31 | |
| -- | Rachel COCKBURN | JR 13.59w | (2.3) | 4/14 | |
| 12 | Emory | 50.89 | | | |
| LW: -- | | <i>average 12.72</i> | | | |
| 4 | Dani BLAND | JR 11.89 | (1.3) | 3/23 | |
| 83 | Rebekah BONDI | FR 12.63 | (1.3) | 3/23 | |
| 243 | Julia LEVENTHAL | SR 13.02w | (2.7) | 4/6 | |
| -- | Amy HUNTER | SO 13.35 | (-2.2) | 4/13 | |
| 13 | Brockport | 50.91 | | | |
| LW: -- | | <i>average 12.73</i> | | | |
| 47 | Taryn PRUTSMAN | SR 12.48 | (1.8) | 3/31 | |
| 113 | Cynthia JOHN-OGAM | JR 12.69w | (3.5) | 3/31 | |
| 144 | Molly SCARPELLO | SO 12.80 | (1.8) | 3/31 | |
| 203 | Satin HOLMES | SO 12.94 | (1.0) | 4/14 | |
| 13 | Williams | 50.91 | | | |
| LW: -- | | <i>average 12.73</i> | | | |
| 14 | Kennedy GREEN | JR 12.22 | (1.5) | 4/13 | |
| 83 | Megan POWELL | SO 12.63 | (1.5) | 4/13 | |
| 113 | Ally ISLEY | SO 12.69 | (1.5) | 4/13 | |
| -- | Kelsie HAO | FR 13.37 | (1.9) | 3/31 | |
| 15 | Roanoke | 50.92 | | | |
| LW: -- | | <i>average 12.73</i> | | | |
| 2 | Quinn HARLAN | FR 11.78w | (3.6) | 4/6 | |
| 59 | Claire AURAND | SO 12.53w | (3.6) | 4/6 | |
| -- | Alison MOREAU | FR 13.29 | (0.5) | 3/30 | |
| -- | Bailey PARKS | FR 13.32w | (3.2) | 4/6 | |
| 16 | Ithaca | 50.94 | | | |
| LW: -- | | <i>average 12.74</i> | | | |
| 91 | Meghan BURD | SO 12.64w | (2.2) | 3/31 | |
| 95 | Amanda WETMORE | SO 12.65w | (2.2) | 3/31 | |
| 125 | Alexandria RHEAUME | SO 12.73 | (-1.5) | 4/13 | |
| 190 | Lusmer QUINTANA | JR 12.92 | (1.8) | 3/31 | |



2018 Outdoor Track & Field, Week #3

Women's 200 Meters

| | | |
|----------|-------------------|------------------|
| 1 | George Fox | 1:40.48 |
| LW: -- | | average 25.12 |
| 7 | Sarah KING JR | 24.76 (0.2) 3/31 |
| 11 | Kennedy TAUBE FR | 25.07 (0.0) 3/22 |
| 13 | Sara TURNER FR | 25.10 (0.0) 3/22 |
| 35 | Annie WRIGHT JR | 25.55 (0.2) 3/22 |

| | | |
|----------|----------------------|-------------------|
| 2 | UMass Boston | 1:42.20 |
| LW: -- | | average 25.55 |
| 1 | Wadeline JONATHAS SO | 23.29 (0.8) 3/16 |
| 78 | Taylor DRIGGERS SR | 25.93w (2.9) 3/16 |
| 103 | Lexy BEAN SR | 26.10 (1.0) 4/14 |
| -- | Annie APPOLON SO | 26.88 (1.0) 4/14 |

| | | |
|----------|---------------------|-------------------|
| 3 | Occidental | 1:42.60 |
| LW: -- | | average 25.65 |
| 6 | LaShauna PORTER SO | 24.70w (2.2) 4/7 |
| 32 | Emma YUDELEVITCH JR | 25.53w (2.2) 4/14 |
| 61 | Jada NEWKIRK FR | 25.74w (2.2) 4/14 |
| 207 | Isabelle DUNNE SR | 26.63 (1.0) 4/7 |

| | | |
|----------|-----------------------------|------------------|
| 4 | Claremont-Mudd-Scrip | 1:42.99 |
| LW: -- | | average 25.75 |
| 3 | Tyra ABRAHAM SR | 24.58 (0.6) 4/7 |
| 29 | Nirel JONESMITCHELL SO | 25.41 (1.9) 3/31 |
| 149 | Danielle HONAN FR | 26.39 (0.0) 3/3 |
| 198 | Grace PRATT FR | 26.61 (1.2) 3/31 |

| | | |
|----------|--------------------|------------------|
| 5 | Mount Union | 1:43.03 |
| LW: -- | | average 25.76 |
| 4 | Rachael ADAMS SO | 24.62 (0.2) 4/13 |
| 68 | Katie GOEDECKE SR | 25.83 (0.0) 4/13 |
| 113 | Megan BAILEY FR | 26.17 (0.0) 4/13 |
| 150 | Steph DONLEY SR | 26.41 (0.0) 4/13 |

| | | |
|----------|-------------------|-------------------|
| 6 | Williams | 1:43.57 |
| LW: -- | | average 25.89 |
| 27 | Kennedy GREEN JR | 25.38 (1.1) 3/24 |
| 38 | Megan POWELL SO | 25.57 (1.1) 4/13 |
| 72 | Davis COLLISON FR | 25.86 (1.1) 4/13 |
| 243 | Caitlin UBL JR | 26.76 (-2.1) 3/22 |

| | | |
|----------|---------------------|------------------|
| 7 | Rowan | 1:43.88 |
| LW: -- | | average 25.97 |
| 46 | Darielle CROSS SO | 25.63 (0.4) 3/30 |
| 78 | myiah STURDIVANT FR | 25.93 (0.4) 3/30 |
| 98 | Aaniyah ROBINSON SO | 26.07 (0.4) 3/30 |
| 124 | Melina JOHNSON SO | 26.25 (0.9) 4/13 |

| | | |
|----------|---------------------|------------------|
| 8 | Whitworth | 1:43.91 |
| LW: -- | | average 25.98 |
| 64 | Isabel CLARK JR | 25.77 (0.4) 3/22 |
| 64 | Kameha MEDALLADA SO | 25.77 (0.0) 3/17 |
| 78 | Sarah MARTINEZ SR | 25.93 (0.5) 4/9 |
| 157 | Sarah COOL SO | 26.44 (1.2) 3/22 |

| | | |
|----------|----------------------|------------------|
| 9 | Ohio Wesleyan | 1:43.99 |
| LW: -- | | average 26.00 |
| 46 | Emily BROWN SR | 25.63 (2.0) 4/14 |
| 92 | Cirrus ROBINSON SO | 26.02 (1.2) 4/14 |
| 92 | Megan SIEVERS SO | 26.02 (2.0) 4/14 |
| 143 | Jaliyah ATKINSON SO | 26.32 (0.7) 3/23 |

| | | |
|-----------|--------------------|-------------------|
| 10 | Emory | 1:44.04 |
| LW: -- | | average 26.01 |
| 5 | Dani BLAND JR | 24.66w (3.1) 3/30 |
| 108 | Rebekah BONDI FR | 26.13 (-1.0) 3/30 |
| 139 | Erica GOLDMAN SR | 26.31w (3.9) 4/6 |
| -- | Julia LEVENTHAL SR | 26.94 (-2.0) 4/13 |

| | | |
|-----------|------------------------|-------------------|
| 11 | Trinity (Texas) | 1:44.05 |
| LW: -- | | average 26.01 |
| 24 | Nkolika NWEKE SR | 25.34w (2.2) 4/13 |
| 40 | Elizabeth PETERS SR | 25.58w (3.4) 4/13 |
| 167 | Trinity LEMMONS FR | 26.47 (0.3) 4/7 |
| 217 | Andy GARZA SO | 26.66w (2.9) 4/13 |

| | | |
|-----------|----------------------|-------------------|
| 12 | TCNJ | 1:44.07 |
| LW: -- | | average 26.02 |
| 32 | Samantha GORMAN SO | 25.53 (-0.7) 4/14 |
| 59 | Danielle CELESTIN SR | 25.73w (3.6) 4/5 |
| 109 | Jada GRISSON FR | 26.14 (0.3) 3/17 |
| 220 | Jenna ELLENBACHER SR | 26.67 (2.0) 4/6 |

| | | |
|-----------|------------------------|------------------|
| 13 | Trinity (Conn.) | 1:44.10 |
| LW: -- | | average 26.03 |
| 18 | K MARLOW-BENEDICK SO | 25.20w (2.8) 4/7 |
| 84 | Emma BUCKLEY FR | 25.97 (1.8) 3/31 |
| 106 | Morgan HALLOW JR | 26.12 (0.2) 4/14 |
| -- | Katie LAZUR SO | 26.81 (1.3) 4/14 |

| | | |
|-----------|--------------------|-------------------|
| 14 | Redlands | 1:44.37 |
| LW: -- | | average 26.09 |
| 32 | Chyenne KIMBLE SO | 25.53 (-1.1) 3/31 |
| 97 | Hannah ALBRECHT FR | 26.05 (2.0) 3/16 |
| 148 | Kara ROMANI JR | 26.37 (0.5) 4/7 |
| 151 | Andrea LYON FR | 26.42 (0.9) 4/14 |

| | | |
|-----------|-------------------------|-------------------|
| 15 | Oberlin | 1:44.65 |
| LW: -- | | average 26.16 |
| 8 | Lilah DRAFTS-JOHNSON SR | 24.94w (2.4) 4/14 |
| 71 | Imani COOK-GIST JR | 25.85w (2.4) 4/14 |
| -- | Jillian DOANE SO | 26.84 (1.8) 3/22 |
| -- | Emily KELLY JR | 27.02 (1.2) 4/14 |

| | | |
|-----------|--------------------|-------------------|
| 16 | Middlebury | 1:44.74 |
| LW: -- | | average 26.19 |
| 43 | Kate MCCLUSKEY SR | 25.61 (1.5) 3/31 |
| 110 | Kate HOLLY FR | 26.15w (2.7) 3/24 |
| 167 | Lizzie WALKES SO | 26.47 (1.1) 3/24 |
| 176 | Ellie GREENBERG SO | 26.51w (2.2) 3/24 |



2018 Outdoor Track & Field, Week #3

Women's 200 Meters

| | | | | | |
|-----------|------------------|----|----------------|----------------|------|
| 16 | Salisbury | | | 1:44.74 | |
| LW: -- | | | <i>average</i> | <i>26.19</i> | |
| 15 | Jamie FARLEY | JR | 25.13w | (3.9) | 3/15 |
| 24 | Glory EBINAMA | JR | 25.34 | (-0.2) | 4/14 |
| -- | Caitlyn RISHHELL | SO | 26.86w | (3.2) | 4/14 |
| -- | Ashley LUTON | JR | 27.41w | (2.6) | 3/15 |



2018 Outdoor Track & Field, Week #3

Women's 400 Meters

| | | | | |
|-----------|--------------------------|-----------------|------|--|
| 1 | Nebraska Wesleyan | 3:55.51 | | |
| LW: -- | | average 58.88 | | |
| 3 | Elizabeth JONES | JR 55.82 | 4/13 | |
| 45 | Anna FRAZIER | JR 58.90 | 4/13 | |
| 123 | Devine GINES | SO 1:00.28 | 4/13 | |
| 140 | Aspen ROLFES | FR 1:00.51 | 4/5 | |
| 2 | Emory | 3:55.96 | | |
| LW: -- | | average 58.99 | | |
| 4 | Erica GOLDMAN | SR 56.13 | 3/23 | |
| 23 | Kaitlyn LEONARD | SO 58.04 | 3/23 | |
| 78 | Ari NEWHOUSE | JR 59.72 | 3/23 | |
| -- | Michelle ROSENBLUM | FR 1:02.07 | 3/30 | |
| 3 | Washington (Mo.) | 3:56.06 | | |
| LW: -- | | average 59.02 | | |
| 15 | Annalise WAGNER | SR 57.33 | 3/31 | |
| 61 | Nicky ALTHOFF | SO 59.28 | 3/31 | |
| 72 | Sara MESIANO | SO 59.61 | 3/31 | |
| 86 | Sophie GRIGAUX | FR 59.84 | 3/31 | |
| 4 | George Fox | 3:56.33 | | |
| LW: -- | | average 59.08 | | |
| 2 | Sarah KING | JR 55.78 | 3/22 | |
| 103 | Kiana RASUBALA | SO 1:00.02 | 3/22 | |
| 113 | Macadia CALAVAN | SO 1:00.13 | 4/14 | |
| 130 | Katie JAMES | SO 1:00.40 | 4/14 | |
| 5 | UMass Boston | 3:57.42 | | |
| LW: -- | | average 59.36 | | |
| 1 | Wadeline JONATHAS | SO 53.18 | 3/29 | |
| 105 | Lexy BEAN | SR 1:00.05 | 3/16 | |
| -- | Olivia BURNES | SO 1:02.04 | 3/16 | |
| -- | Taylor DRIGGERS | SR 1:02.15 | 4/7 | |
| 6 | UW-Whitewater | 3:57.70 | | |
| LW: -- | | average 59.43 | | |
| 7 | Abbie FELTON | JR 56.35 | 4/12 | |
| 39 | Ashley TIJERINA | SO 58.73 | 4/12 | |
| 155 | Megan HERING | SO 1:00.72 | 4/12 | |
| -- | Enyo AMET | JR 1:01.90 | 4/12 | |
| 7 | John Carroll | 3:58.21 | | |
| LW: -- | | average 59.55 | | |
| 32 | Ashura POWELL | JR 58.54 | 3/30 | |
| 69 | Kendall MILLER | SO 59.47 | 3/30 | |
| 77 | Noelle SALUAN | SR 59.70 | 4/14 | |
| 138 | Rachel SCHUBERT | SO 1:00.50 | 4/14 | |
| 8 | Augustana (Ill.) | 3:58.60 | | |
| LW: -- | | average 59.65 | | |
| 19 | Katie EASTBURN | SO 57.61 | 3/29 | |
| 68 | Sydney ZARAGOZA | SR 59.45 | 4/7 | |
| 124 | Madi GLATZ | SO 1:00.36 | 3/29 | |
| 184 | Valeria MELO | SR 1:01.18 | 3/29 | |
| 9 | Wartburg | 3:58.71 | | |
| LW: -- | | average 59.68 | | |
| 28 | Betsy DUEHR | SR 58.18 | 4/12 | |
| 58 | Taylor JONES | JR 59.21 | 4/4 | |
| 135 | Erica RITTGERS | SO 1:00.46 | 4/12 | |
| 161 | Jarika EISENTRAGER | FR 1:00.86 | 4/12 | |
| 10 | TCNJ | 3:59.98 | | |
| LW: -- | | average 60.00 | | |
| 21 | Samantha GORMAN | SO 57.81 | 4/14 | |
| 73 | Dana DELUCA | FR 59.63 | 4/14 | |
| 129 | Katie LACAPRIA | SO 1:00.38 | 3/31 | |
| -- | Emily HIRSCH | FR 1:02.16 | 4/11 | |
| 11 | Middlebury | 4:00.02 | | |
| LW: -- | | average 1:00.01 | | |
| 5 | Kate MCCLUSKEY | SR 56.18 | 3/31 | |
| 148 | Lucy LANG | JR 1:00.60 | 3/24 | |
| 187 | Kate HOLLY | FR 1:01.23 | 3/31 | |
| -- | Langley DUNN | JR 1:02.01 | 3/31 | |
| 12 | UW-Stevens Point | 4:00.33 | | |
| LW: -- | | average 1:00.08 | | |
| 29 | Leah TREMPPE | SR 58.24 | 4/12 | |
| 93 | Hannah MERTENS | JR 59.88 | 4/12 | |
| 156 | Brooke WELLHAUSEN | FR 1:00.77 | 4/12 | |
| 208 | Michelle PETKOVSEK | SO 1:01.44 | 4/12 | |
| 13 | Salisbury | 4:00.40 | | |
| LW: -- | | average 1:00.10 | | |
| 17 | Jamie FARLEY | JR 57.54 | 3/15 | |
| 138 | Caitlyn RISHHELL | SO 1:00.50 | 3/31 | |
| 163 | Ashley LUTON | JR 1:00.94 | 3/31 | |
| 207 | Alicia MEIER | SO 1:01.42 | 4/14 | |
| 14 | SUNY Geneseo | 4:00.66 | | |
| LW: -- | | average 1:00.16 | | |
| 79 | Laura ZOPF | FR 59.73 | 4/14 | |
| 83 | Kayla BARBER | FR 59.77 | 4/14 | |
| 100 | Lauren BAMFORD | SR 59.94 | 3/31 | |
| 186 | Katie MELLY | FR 1:01.22 | 4/14 | |
| 15 | Ohio Northern | 4:00.73 | | |
| LW: -- | | average 1:00.18 | | |
| 8 | Emily RICHARDS | SR 56.60 | 3/23 | |
| 81 | Avery EWING | JR 59.76 | 3/23 | |
| 190 | Taylor LAVEY | SO 1:01.25 | 4/7 | |
| -- | Taylor FISHER | JR 1:03.12 | 3/23 | |
| 16 | Otterbein | 4:01.27 | | |
| LW: -- | | average 1:00.32 | | |
| 47 | Hailey ACOSTA | SO 58.92 | 4/14 | |
| 81 | Raquel WARNER | SO 59.76 | 4/14 | |
| 190 | Allison ROGIERS | SO 1:01.25 | 4/7 | |
| 199 | Gina KOWALEWICZ | FR 1:01.34 | 3/15 | |



2018 Outdoor Track & Field, Week #3

Women's 800 Meters

| | | | |
|----------|-------------------------|-----------------|------|
| 1 | Washington (Mo.) | 9:05.32 | |
| LW: -- | | average 2:16.33 | |
| 3 | Annalise WAGNER | SR 2:09.87 | 4/14 |
| 14 | Sophie GRIGAUX | FR 2:15.46 | 4/14 |
| 34 | Sara MESIANO | SO 2:17.15 | 4/14 |
| 174 | Elizabeth HAGSTROM | SO 2:22.84 | 4/14 |

| | | | |
|----------|-------------------|-----------------|------|
| 2 | Middlebury | 9:09.51 | |
| LW: -- | | average 2:17.38 | |
| 5 | Anna WILLIG | SO 2:12.73 | 3/31 |
| 18 | Katie GLEW | FR 2:15.87 | 3/31 |
| 68 | Lucy LANG | JR 2:19.35 | 3/31 |
| 133 | Brianna BISSON | SR 2:21.56 | 3/31 |

| | | | |
|----------|----------------------|-----------------|------|
| 3 | Johns Hopkins | 9:13.96 | |
| LW: -- | | average 2:18.49 | |
| 28 | Therese OLSHANSKI | FR 2:16.95 | 4/6 |
| 40 | Erin BRUSH | JR 2:17.91 | 3/30 |
| 66 | Gina D'ADDARIO | JR 2:19.19 | 4/6 |
| 91 | Caelyn REILLY | SO 2:19.91 | 4/6 |

| | | | |
|----------|----------------------|-----------------|------|
| 4 | Ohio Northern | 9:14.14 | |
| LW: -- | | average 2:18.53 | |
| 1 | Emily RICHARDS | SR 2:02.84 | 4/5 |
| 29 | Avery EWING | JR 2:17.01 | 3/30 |
| -- | Michaela FOX | JR 2:25.70 | 4/14 |
| -- | Lauren TURNER | FR 2:28.59 | 3/30 |

| | | | |
|----------|----------------|-----------------|------|
| 5 | WPI | 9:15.88 | |
| LW: -- | | average 2:18.97 | |
| 2 | Sydney PACKARD | SO 2:09.34 | 3/16 |
| 7 | Lea STRANGIO | SR 2:14.09 | 3/16 |
| -- | Lauren KAIJA | FR 2:26.00 | 3/31 |
| -- | Callie SCHADT | SO 2:26.45 | 4/14 |

| | | | |
|----------|------------------|-----------------|------|
| 6 | Williams | 9:16.63 | |
| LW: -- | | average 2:19.16 | |
| 13 | Anna PASSANNANTE | SO 2:15.43 | 3/31 |
| 92 | Eliza MATT | SR 2:19.97 | 3/24 |
| 107 | Caitlin UBL | JR 2:20.46 | 3/22 |
| 115 | Stella WORTERS | SR 2:20.77 | 4/13 |

| | | | |
|----------|-----------------------------|-----------------|------|
| 7 | Claremont-Mudd-Scrip | 9:16.63 | |
| LW: -- | | average 2:19.16 | |
| 10 | Bryn MCKILLOP | SR 2:15.21 | 3/3 |
| 24 | Kyleigh MANN | SR 2:16.55 | 4/14 |
| 106 | Abby JOHNSON | FR 2:20.44 | 3/23 |
| 237 | Roselyn CANTU | SR 2:24.43 | 3/31 |

| | | | |
|----------|------------------|-----------------|------|
| 8 | Otterbein | 9:16.70 | |
| LW: -- | | average 2:19.18 | |
| 32 | Heather SANDVIK | JR 2:17.12 | 4/7 |
| 70 | Sarah BEDELL | JR 2:19.44 | 4/7 |
| 86 | Claire LAMB | JR 2:19.80 | 4/7 |
| 101 | Katy FOLTZ | JR 2:20.34 | 4/14 |

| | | | |
|----------|-----------------|-----------------|------|
| 9 | Linfield | 9:17.63 | |
| LW: -- | | average 2:19.41 | |
| 16 | Kaelia NEAL | SR 2:15.62 | 4/14 |
| 78 | Emma KNUDSON | SR 2:19.64 | 4/14 |
| 108 | Jaime RODDEN | SR 2:20.52 | 4/14 |
| 144 | Courtney BEARD | JR 2:21.85 | 3/10 |

| | | | |
|-----------|--------------|-----------------|------|
| 10 | Tufts | 9:17.86 | |
| LW: -- | | average 2:19.47 | |
| 15 | Rhemi TOTH | SO 2:15.55 | 4/7 |
| 95 | Lauren DIAZ | SO 2:20.08 | 4/14 |
| 99 | Emily MURRAY | FR 2:20.30 | 4/7 |
| 147 | Julia GAKE | SO 2:21.93 | 3/31 |

| | | | |
|-----------|-------------------|-----------------|------|
| 11 | MIT | 9:19.67 | |
| LW: -- | | average 2:19.92 | |
| 21 | Bailey TREGONING | JR 2:16.07 | 4/13 |
| 44 | Katie WILLIAMS | FR 2:18.17 | 4/13 |
| 72 | Margaret TRAUTNER | SO 2:19.47 | 4/13 |
| -- | Gabrielle ENNS | FR 2:25.96 | 4/13 |

| | | | |
|-----------|--------------------|-----------------|------|
| 12 | Coast Guard | 9:20.90 | |
| LW: -- | | average 2:20.22 | |
| 67 | Adora LAWRENCE | SO 2:19.29 | 3/31 |
| 81 | Ashlee JOHNSON | SR 2:19.69 | 4/14 |
| 97 | Kaitlyn MOONEY | FR 2:20.16 | 4/7 |
| 140 | Maeve ROACH | FR 2:21.76 | 4/14 |

| | | | |
|-----------|----------------|-----------------|------|
| 13 | Bates | 9:21.01 | |
| LW: -- | | average 2:20.25 | |
| 31 | Ayden EICKHOFF | JR 2:17.03 | 4/7 |
| 113 | Sarah ROTHMANN | JR 2:20.62 | 4/14 |
| 123 | Imani BOGGAN | FR 2:21.23 | 4/14 |
| 153 | So KIM | FR 2:22.13 | 4/14 |

| | | | |
|-----------|---------------------|-----------------|------|
| 14 | Vassar | 9:24.22 | |
| LW: -- | | average 2:21.06 | |
| 69 | Erin CLARK | SO 2:19.41 | 3/16 |
| 103 | Eliana MARCUS-TYLER | SR 2:20.37 | 4/14 |
| 150 | Sarah NEWMAN | SO 2:22.07 | 3/16 |
| 163 | Savannah WIMAN | SR 2:22.37 | 4/6 |


| | | | |
|-----------|---------------------|-----------------|------|
| 15 | UW-La Crosse | 9:24.25 | |
| LW: -- | | average 2:21.06 | |
| 9 | Rachel ATCHISON | SR 2:15.13 | 4/12 |
| 75 | Libby BRUGGER | SO 2:19.57 | 4/12 |
| 240 | Valerie JONES | SR 2:24.51 | 4/12 |
| -- | Mallory THARP | SR 2:25.04 | 4/12 |

| | | | |
|-----------|-------------------|-----------------|------|
| 16 | Colby | 9:24.37 | |
| LW: -- | | average 2:21.09 | |
| 55 | Margaret GILES | SR 2:18.61 | 4/14 |
| 125 | Brit BIDDLE | JR 2:21.34 | 4/14 |
| 136 | Hannah SPRINGHORN | JR 2:21.69 | 4/14 |
| 169 | Helen CHAVEY | JR 2:22.73 | 4/7 |



2018 Outdoor Track & Field, Week #3

Women's 1500 Meters

1  **Johns Hopkins** **18:36.3**
 LW: -- *average 4:39.07*

| | | | | |
|----|-------------------|----|---------|------|
| 11 | Therese OLSHANSKI | FR | 4:36.00 | 3/30 |
| 14 | Caroline SMITH | SR | 4:37.08 | 4/14 |
| 35 | Caelyn REILLY | SO | 4:40.66 | 3/30 |
| 46 | Gina D'ADDARIO | JR | 4:42.56 | 3/30 |

2 **MIT** **18:44.6**
 LW: -- *average 4:41.16*

| | | | | |
|----|--------------------|----|---------|------|
| 24 | Margaret TRAUTNER | SO | 4:39.19 | 4/7 |
| 26 | Marissa MCPHILLIPS | SO | 4:39.91 | 4/7 |
| 28 | Katie BACHER | SO | 4:40.00 | 4/13 |
| 76 | Katie WILLIAMS | FR | 4:45.53 | 4/7 |

3 **Williams** **18:45.3**
 LW: -- *average 4:41.34*

| | | | | |
|----|------------------|----|---------|------|
| 21 | Audrey RUSTAD | SO | 4:38.88 | 3/31 |
| 32 | Stella WORTERS | SR | 4:40.37 | 3/31 |
| 42 | Anna PASSANNANTE | SO | 4:41.50 | 3/24 |
| 68 | Eliza MATT | SR | 4:44.59 | 3/24 |

4 **Claremont-Mudd-Scrip** **18:46.0**
 LW: -- *average 4:41.50*

| | | | | |
|-----|---------------|----|---------|------|
| 2 | Bryn MCKILLOP | SR | 4:26.72 | 3/24 |
| 54 | Roselyn CANTU | SR | 4:43.35 | 3/3 |
| 92 | Kyleigh MANN | SR | 4:46.61 | 3/23 |
| 125 | Abby JOHNSON | FR | 4:49.32 | 4/7 |

5 **Middlebury** **18:48.9**
 LW: -- *average 4:42.24*

| | | | | |
|----|----------------|----|---------|------|
| 20 | Katie GLEW | FR | 4:38.50 | 3/24 |
| 23 | Abigail NADLER | JR | 4:39.16 | 3/31 |
| 73 | Kate MACCARY | JR | 4:45.19 | 3/31 |
| 87 | Read ALLEN | SR | 4:46.10 | 3/31 |

6 **Otterbein** **18:49.6**
 LW: -- *average 4:42.42*

| | | | | |
|----|--------------------|----|---------|------|
| 4 | Claire LAMB | JR | 4:30.43 | 3/15 |
| 9 | Heather SANDVIK | JR | 4:35.78 | 3/15 |
| 58 | Katy FOLTZ | JR | 4:43.74 | 4/14 |
| -- | Madison MACELREVEY | JR | 4:59.73 | 4/7 |

7 **Tufts** **18:57.0**
 LW: -- *average 4:44.27*

| | | | | |
|-----|-----------------|----|---------|------|
| 22 | Rhemi TOTH | SO | 4:39.09 | 4/14 |
| 37 | Brittany BOWMAN | SR | 4:41.01 | 3/23 |
| 113 | Nicole KERRIGAN | SO | 4:48.40 | 4/14 |
| 115 | Emily MURRAY | FR | 4:48.57 | 3/31 |

8 **Ohio Northern** **19:01.5**
 LW: -- *average 4:45.39*

| | | | | |
|-----|-----------------|----|---------|------|
| 1 | Emily RICHARDS | SR | 4:15.77 | 3/30 |
| 146 | Avery EWING | JR | 4:51.22 | 4/7 |
| 184 | Ashlie BAUMANN | JR | 4:54.06 | 3/23 |
| -- | Chyanne RETCHER | FR | 5:00.52 | 4/14 |

9  **Haverford** **19:02.8**
 LW: -- *average 4:45.71*

| | | | | |
|----|------------------|----|---------|------|
| 13 | Katie SULLIVAN | SR | 4:36.86 | 4/14 |
| 53 | Nicole GIANNETTI | SR | 4:43.29 | 4/14 |
| 72 | Sophia DREW | JR | 4:45.11 | 4/14 |
| -- | Hannah DOLL | FR | 4:57.56 | 4/14 |

10 **Linfield** **19:03.2**
 LW: -- *average 4:45.81*

| | | | | |
|----|----------------|----|---------|------|
| 18 | Kaelia NEAL | SR | 4:38.12 | 3/30 |
| 39 | Emma KNUDSON | SR | 4:41.28 | 3/10 |
| 80 | Courtney BEARD | JR | 4:45.65 | 3/24 |
| -- | Nicole BISSEY | FR | 4:58.18 | 3/10 |

11 **Washington (Mo.)** **19:03.8**
 LW: -- *average 4:45.96*

| | | | | |
|-----|--------------------|----|---------|------|
| 27 | Alison LINDSAY | SR | 4:39.92 | 3/31 |
| 44 | Annalise WAGNER | SR | 4:41.93 | 3/24 |
| 127 | Molly SHEPHERD | JR | 4:49.59 | 3/31 |
| 161 | Elizabeth HAGSTROM | SO | 4:52.40 | 3/31 |

12 **SUNY Geneseo** **19:09.4**
 LW: -- *average 4:47.37*


| | | | | |
|-----|------------------|----|---------|------|
| 29 | Allie FERNANDEZ | JR | 4:40.01 | 4/14 |
| 75 | Elise RAMIREZ | JR | 4:45.33 | 3/31 |
| 136 | Dana CEBULSKI | JR | 4:50.51 | 3/31 |
| 181 | Annibel COOLICAN | SO | 4:53.63 | 4/14 |

13 **Brandeis** **19:11.2**
 LW: -- *average 4:47.82*

| | | | | |
|-----|---------------|----|---------|------|
| 15 | Emily BRYSON | JR | 4:37.57 | 4/14 |
| 45 | Julia BRYSON | JR | 4:42.14 | 3/31 |
| 169 | Kyra SHREEVE | SR | 4:53.07 | 4/14 |
| -- | Meaghan BARRY | JR | 4:58.48 | 3/31 |

14 **Case Western Reserve** **19:12.7**
 LW: -- *average 4:48.18*

| | | | | |
|-----|---------------------|----|---------|------|
| 63 | Isabel TORRES-PADIN | JR | 4:44.12 | 4/14 |
| 74 | Danielle KULPINS | SR | 4:45.31 | 3/23 |
| 105 | Vanessa PASADYN | SO | 4:47.48 | 4/14 |
| 220 | Jennifer HOFFMANN | JR | 4:55.79 | 4/6 |

15  **Allegheny (Pa.)** **19:13.9**
 LW: -- *average 4:48.48*

| | | | | |
|----|---------------|----|---------|------|
| 10 | Emily FORNER | JR | 4:35.86 | 3/23 |
| 64 | Jesse MARGRAF | FR | 4:44.37 | 3/23 |
| 93 | Olivia MAMULA | SR | 4:46.72 | 4/7 |
| -- | Joy BROWN | SO | 5:06.95 | 4/7 |

16  **Baldwin Wallace** **19:17.6**
 LW: -- *average 4:49.41*

| | | | | |
|-----|-----------------|----|---------|------|
| 34 | Kelly BRENNAN | SO | 4:40.61 | 4/14 |
| 47 | Bella PENDOLA | SO | 4:42.86 | 4/14 |
| 223 | Hastings MAREK | FR | 4:55.83 | 3/30 |
| -- | Rebecca PENROSE | FR | 4:58.35 | 4/14 |



2018 Outdoor Track & Field, Week #3

Women's Steeplechase

| | | |
|----------|-----------------|------------------|
| 1 | Williams | 45:34.2 |
| LW: -- | | average 11:23.57 |

| | | | | |
|-----|------------------|----|----------|------|
| 5 | Victoria KINGHAM | SR | 10:52.44 | 4/13 |
| 6 | Emily SUNDQUIST | SR | 10:52.59 | 3/31 |
| 75 | Emily HARRIS | JR | 11:48.07 | 3/31 |
| 103 | Tyra WYNN | FR | 12:01.17 | 4/13 |

| | | |
|----------|-----------------------|------------------|
| 2 | Wheaton (Ill.) | 45:37.6 |
| LW: -- | | average 11:24.41 |

| | | | | |
|----|-----------------|----|----------|------|
| 11 | Hannah ROESKE | FR | 11:01.81 | 4/13 |
| 16 | Ellie HAWTHORNE | SR | 11:07.48 | 3/29 |
| 53 | Laura BARNES | JR | 11:32.26 | 3/29 |
| 94 | Anna Joy SETRAN | FR | 11:56.09 | 4/13 |

| | | |
|----------|-------------------------|------------------|
| 3 | Washington (Mo.) | 45:39.2 |
| LW: -- | | average 11:24.81 |

| | | | | |
|----|----------------|----|----------|------|
| 25 | Abigail MARTIN | JR | 11:16.64 | 3/31 |
| 36 | Anna MAURER | SR | 11:25.73 | 3/31 |
| 40 | Molly SHEPHERD | JR | 11:27.37 | 4/14 |
| 45 | Payton FORS | SO | 11:29.50 | 3/31 |

| | | |
|----------|------------------|------------------|
| 4 | Whitworth | 46:02.3 |
| LW: -- | | average 11:30.57 |

| | | | | |
|-----|-------------------|----|----------|------|
| 2 | Kayla LELAND | SR | 10:42.92 | 4/12 |
| 13 | Marissa MOUNT | SO | 11:03.38 | 4/6 |
| 33 | Bailey SCOTT | SR | 11:25.42 | 3/3 |
| 242 | Hailey CLEAVENGER | FR | 12:50.58 | 3/3 |

| | | |
|----------|----------------------|------------------|
| 5 | Johns Hopkins | 46:14.3 |
| LW: -- | | average 11:33.58 |

| | | | | |
|----|----------------|----|----------|-----|
| 24 | Caroline SMITH | SR | 11:16.08 | 4/6 |
| 31 | Lauren JACOB | SO | 11:23.96 | 4/6 |
| 66 | Sam LEVY | SO | 11:44.22 | 4/6 |
| 78 | Ava KELLEY | FR | 11:50.04 | 4/6 |

| | | |
|----------|---------------|------------------|
| 6 | Centre | 46:43.5 |
| LW: -- | | average 11:40.87 |

| | | | | |
|-----|-----------------|----|----------|------|
| 3 | Annie RODENFELS | JR | 10:46.26 | 4/6 |
| 46 | Courtney GIBSON | SO | 11:29.93 | 4/6 |
| 79 | Alison ANDERSON | FR | 11:50.38 | 4/6 |
| 191 | Olivia HONAKER | SO | 12:36.93 | 3/31 |

| | | |
|----------|--------------|------------------|
| 7 | Tufts | 47:51.2 |
| LW: -- | | average 11:57.82 |

| | | | | |
|-----|-------------------|----|----------|------|
| 48 | Sarah PERKINS | JR | 11:30.86 | 4/14 |
| 101 | Alexandra WOLF | FR | 12:01.09 | 4/14 |
| 105 | Emma DZWIERZYNSKI | FR | 12:04.75 | 4/7 |
| 132 | Danielle SKUFCA | SR | 12:14.59 | 4/14 |

| | | |
|----------|-------------------------|------------------|
| 8 | UW-Stevens Point | 48:01.0 |
| LW: -- | | average 12:00.25 |

| | | | | |
|-----|------------------|----|----------|-----|
| 35 | Bailey WOLF | SO | 11:25.71 | 4/7 |
| 83 | Kara HOIER | SR | 11:52.95 | 4/7 |
| 116 | Georgia HARRISON | SO | 12:08.11 | 4/7 |
| 185 | Erinn OLMSTED | SO | 12:34.23 | 4/7 |

| | | |
|----------|-------------|------------------|
| 9 | Hope | 48:09.7 |
| LW: -- | | average 12:02.43 |

| | | | | |
|-----|-----------------|----|----------|------|
| 68 | Alicia BOSTWICK | JR | 11:45.38 | 3/23 |
| 81 | Anna FRAZEE | SO | 11:51.06 | 3/23 |
| 122 | Alissa FRAZEE | SR | 12:09.17 | 4/14 |
| 155 | Jacinda COLE | FR | 12:24.09 | 3/16 |

| | | |
|-----------|-------------|------------------|
| 10 | TCNJ | 48:26.7 |
| LW: -- | | average 12:06.70 |

| | | | | |
|-----|-------------------|----|----------|------|
| 8 | Erin HOLZBAUR | JR | 10:54.36 | 4/5 |
| 99 | Abigail FAITH | JR | 11:59.16 | 4/14 |
| 200 | Hailey BOOKWALTER | SO | 12:39.05 | 4/14 |
| -- | Ryann REAGAN | SO | 12:54.22 | 4/6 |

| | | |
|-----------|-----------------------------|------------------|
| 11 | Case Western Reserve | 48:46.6 |
| LW: -- | | average 12:11.67 |

| | | | | |
|-----|------------------|----|----------|------|
| 1 | Danielle KULPINS | SR | 10:40.17 | 4/14 |
| 168 | Cara GIANNUZZI | FR | 12:27.72 | 4/14 |
| 189 | Claire PLUNKETT | SR | 12:35.88 | 4/14 |
| -- | Kate ERICKSON | SR | 13:02.90 | 4/14 |

| | | |
|-----------|-------------------|------------------|
| 12 | Willamette | 49:05.9 |
| LW: -- | | average 12:16.49 |

| | | | | |
|-----|----------------|----|----------|------|
| 4 | Hannah SWANSON | SR | 10:49.91 | 3/15 |
| 125 | Emily EVANS | JR | 12:10.32 | 3/15 |
| 192 | Risa SHUTZ | SO | 12:37.01 | 4/6 |
| -- | Isabel DUXBURY | FR | 13:28.71 | 3/15 |

| | | |
|-----------|---------------------|------------------|
| 13 | SUNY Geneseo | 49:09.0 |
| LW: -- | | average 12:17.26 |

| | | | | |
|-----|------------------|----|----------|------|
| 44 | Brooke MADRY | JR | 11:29.30 | 3/31 |
| 134 | Mariellen PENZER | FR | 12:15.07 | 3/31 |
| 159 | Mckenzie ANGUS | SO | 12:24.85 | 4/14 |
| -- | Mikaela FREEMAN | FR | 12:59.81 | 4/14 |

| | | |
|-----------|-----------------------------|------------------|
| 14 | North Central (Ill.) | 49:23.8 |
| LW: -- | | average 12:20.96 |

| | | | | |
|-----|----------------------|----|----------|------|
| 19 | Madelyn SCOPP | SO | 11:13.45 | 4/13 |
| 63 | Alexis HENZ | FR | 11:41.04 | 4/13 |
| 214 | Jamie ROHN | SR | 12:42.22 | 3/29 |
| -- | Charlieanna SALZMANN | FR | 13:47.15 | 4/7 |

| | | |
|-----------|--------------------|------------------|
| 15 | Mount Union | 49:27.2 |
| LW: -- | | average 12:21.80 |

| | | | | |
|----|-----------------|----|----------|------|
| 37 | Katie DURISIN | FR | 11:26.16 | 4/14 |
| 47 | Katie VANCE | SR | 11:30.06 | 3/30 |
| -- | Colleen BENTLER | SR | 13:05.84 | 3/30 |
| -- | Emmalee CARVER | JR | 13:25.14 | 3/30 |

| | | |
|-----------|----------------|------------------|
| 16 | Oberlin | 49:33.5 |
| LW: -- | | average 12:23.38 |

| | | | | |
|-----|-------------------|----|----------|------|
| 23 | Oona JUNG-BEEMAN | SO | 11:15.16 | 3/30 |
| 69 | Madeleine WEILAND | JR | 11:46.16 | 4/14 |
| 196 | Victoria KNAPP | FR | 12:37.34 | 3/22 |
| -- | Julia DENLINGER | SO | 13:54.87 | 3/30 |



2018 Outdoor Track & Field, Week #3

Women's 5000 Meters

| | | |
|----------|---------------------|------------------|
| 1 | SUNY Geneseo | 1:9:34. |
| LW: -- | | average 17:23.68 |

| | | | | |
|----|-----------------|----|----------|------|
| 9 | Kristen HOMEYER | SR | 16:58.83 | 4/14 |
| 12 | Elise RAMIREZ | JR | 17:06.00 | 4/14 |
| 49 | Genny CORCORAN | FR | 17:42.23 | 4/14 |
| 57 | Dana CEBULSKI | JR | 17:47.65 | 4/14 |

| | | |
|----------|----------------------|------------------|
| 2 | Johns Hopkins | 1:9:45. |
| LW: -- | | average 17:26.32 |

| | | | | |
|----|----------------|----|----------|------|
| 17 | Ellie CLAWSON | JR | 17:13.81 | 3/30 |
| 18 | Rebecca GRUSBY | SO | 17:14.34 | 4/14 |
| 25 | Lauren JACOB | SO | 17:21.75 | 4/14 |
| 79 | Emily STAHL | JR | 17:55.39 | 3/30 |

| | | |
|----------|-----------------|------------------|
| 3 | Wartburg | 1:10:32 |
| LW: -- | | average 17:38.21 |

| | | | | |
|----|---------------------|----|----------|------|
| 5 | Ashlyn BAGGE | SR | 16:53.17 | 4/12 |
| 23 | Carina COLLET | FR | 17:18.89 | 4/12 |
| 46 | Cassidy CHRISTOPHER | FR | 17:39.25 | 4/12 |
| -- | Nicole BREITBACH | JR | 18:41.53 | 4/12 |

| | | |
|----------|---------------------|------------------|
| 4 | UW-La Crosse | 1:11:01 |
| LW: -- | | average 17:45.31 |

| | | | | |
|-----|-------------------------|----|----------|------|
| 19 | Rebecca VOSS | JR | 17:16.62 | 4/12 |
| 22 | Sadie KROLL | SR | 17:18.78 | 4/12 |
| 113 | Mackenzie KELLER-MILLER | SR | 18:07.43 | 4/12 |
| 156 | Ellie MILLER | JR | 18:18.41 | 4/7 |

| | | |
|----------|--------------|------------------|
| 5 | Tufts | 1:11:01 |
| LW: -- | | average 17:45.37 |

| | | | | |
|-----|------------------|----|----------|------|
| 1 | Brittany BOWMAN | SR | 16:42.30 | 4/14 |
| 53 | Kelsey TIERNEY | JR | 17:46.43 | 3/31 |
| 90 | Margot RASHBA | SR | 17:59.17 | 4/14 |
| 211 | Olivia NICHOLSON | SR | 18:33.57 | 4/14 |

| | | |
|----------|----------------------|------------------|
| 6 | UW-Eau Claire | 1:11:12 |
| LW: -- | | average 17:48.10 |

| | | | | |
|-----|----------------|----|----------|------|
| 24 | Sam SLATTERY | SO | 17:19.37 | 4/12 |
| 48 | Callie FISCHER | SR | 17:41.62 | 4/12 |
| 106 | Lizzy CISEWSKI | FR | 18:05.49 | 4/12 |
| 109 | Mel BECKER | SR | 18:05.91 | 4/12 |

| | | |
|----------|-------------------------|------------------|
| 7 | Washington (Mo.) | 1:11:17 |
| LW: -- | | average 17:49.25 |

| | | | | |
|-----|------------------|----|----------|------|
| 30 | Sophie WATTERSON | SO | 17:26.33 | 3/31 |
| 44 | Lisa GORHAM | JR | 17:38.31 | 3/31 |
| 58 | Martha GOTTBATH | SR | 17:48.07 | 3/31 |
| 173 | Ellie DEGEN | JR | 18:24.30 | 3/31 |

| | | |
|----------|-----------------|------------------|
| 8 | Williams | 1:11:22 |
| LW: -- | | average 17:50.65 |

| | | | | |
|-----|-----------------|----|----------|------|
| 31 | Audrey RUSTAD | SO | 17:26.35 | 4/13 |
| 54 | Emma HERRMANN | SO | 17:47.17 | 4/13 |
| 98 | Emily SUNDQUIST | SR | 18:03.40 | 4/13 |
| 107 | Eliza MATT | SR | 18:05.67 | 3/31 |

| | | |
|----------|------------------|------------------|
| 9 | Dickinson | 1:11:33 |
| LW: -- | | average 17:53.48 |

| | | | | |
|-----|-----------------|----|----------|------|
| 28 | Kelsey HOROWITZ | SR | 17:25.24 | 4/14 |
| 39 | Sofia CANNING | SR | 17:34.13 | 3/24 |
| 93 | Tessa CASSIDY | SO | 18:00.21 | 3/28 |
| 216 | Sarah HOUSE | SO | 18:34.35 | 4/7 |

| | | |
|-----------|-----------------------------|------------------|
| 10 | Claremont-Mudd-Scrip | 1:11:37 |
| LW: -- | | average 17:54.35 |

| | | | | |
|-----|------------------|----|----------|------|
| 38 | Bryn MCKILLOP | SR | 17:33.44 | 4/14 |
| 83 | Lauren STANISLAW | SR | 17:56.32 | 4/7 |
| 91 | Roselyn CANTU | SR | 17:59.19 | 3/10 |
| 118 | Ellen BERKLEY | SR | 18:08.44 | 3/31 |

| | | |
|-----------|------------|------------------|
| 11 | MIT | 1:11:43 |
| LW: -- | | average 17:55.93 |

| | | | | |
|----|-----------------|----|----------|------|
| 14 | Mary ECCLES | SR | 17:09.62 | 4/7 |
| 61 | Jenna MELANSON | SO | 17:48.82 | 4/7 |
| 96 | Katie BACHER | SO | 18:02.40 | 4/7 |
| -- | Bailee MARGOLIS | JR | 18:42.89 | 4/13 |

| | | |
|-----------|-----------------|------------------|
| 12 | Carleton | 1:11:51 |
| LW: -- | | average 17:57.85 |

| | | | | |
|-----|---------------------|----|----------|------|
| 45 | Emily KAEGI | SR | 17:38.42 | 4/11 |
| 82 | Samantha SCHNIRRING | JR | 17:56.31 | 4/11 |
| 103 | Amanda MOSBORG | FR | 18:04.62 | 3/17 |
| 127 | Emma GREENLEE | FR | 18:12.04 | 3/17 |

| | | |
|-----------|----------------|------------------|
| 13 | Chicago | 1:11:54 |
| LW: -- | | average 17:58.69 |

| | | | | |
|-----|-------------------|----|----------|------|
| 13 | Khia KURTENBACH | SR | 17:06.32 | 4/12 |
| 134 | Claire COSTELLOE | SR | 18:14.36 | 4/13 |
| 145 | Abigail SHOEMAKER | FR | 18:16.31 | 3/29 |
| 154 | Claire BROCKWAY | SO | 18:17.76 | 4/13 |

| | | |
|-----------|-------------|------------------|
| 14 | Hope | 1:12:00 |
| LW: -- | | average 18:00.22 |

| | | | | |
|-----|-----------------|----|----------|------|
| 35 | Emily HAMILTON | JR | 17:32.52 | 4/12 |
| 88 | Avery LOWE | JR | 17:58.39 | 3/16 |
| 94 | Alexis GUTTILLA | SR | 18:01.49 | 4/12 |
| 188 | Anna FRAZEE | SO | 18:28.49 | 4/7 |

| | | |
|-----------|--------------|------------------|
| 15 | Bates | 1:12:03 |
| LW: -- | | average 18:00.83 |

| | | | | |
|-----|-----------------|----|----------|-----|
| 3 | Katherine COOK | SR | 16:49.10 | 4/7 |
| 148 | Olivia LAMARCHE | SO | 18:16.87 | 4/7 |
| 176 | Abby HAMILTON | FR | 18:24.52 | 4/7 |
| 209 | Callie REYNOLDS | SR | 18:32.82 | 4/7 |

| | | |
|-----------|------------------|------------------|
| 16 | Whitworth | 1:12:13 |
| LW: -- | | average 18:03.32 |

| | | | | |
|-----|----------------------|----|----------|------|
| 11 | Kayla LELAND | SR | 17:04.28 | 3/31 |
| 78 | Marissa MOUNT | SO | 17:55.05 | 3/30 |
| 200 | Bailey SCOTT | SR | 18:30.58 | 3/17 |
| -- | Thais PEDRO-TRUJILLO | SR | 18:43.37 | 3/17 |



2018 Outdoor Track & Field, Week #3

Women's 10,000 Meters

| | | |
|--------------------------------|---------------------------|----------------------|
| 1 | Misericordia | 2:32:50 |
| LW: -- <i>average 38:12.72</i> | | |
| 2 | Clare SCHOEN <i>SO</i> | 34:53.15 4/14 |
| 33 | Meredith HARTZ <i>JR</i> | 38:40.12 4/14 |
| 50 | Jordyn DONNELLY <i>JR</i> | 39:27.87 4/14 |
| 63 | Emma FEDERINKO <i>SR</i> | 39:49.72 4/14 |

| | | |
|--------------------------------|---------------------------|----------------|
| 2 | Whitworth | 2:41:43 |
| LW: -- <i>average 40:25.79</i> | | |
| 7 | Kayla LELAND <i>SR</i> | 35:33.62 4/6 |
| 83 | Krystal ROBERTS <i>FR</i> | 40:29.03 3/22 |
| 115 | Sara DAWES <i>JR</i> | 41:32.92 3/3 |
| 175 | Emily LEINWEBER <i>JR</i> | 44:07.58 3/3 |

| | | |
|--------------------------------|--------------------------|----------------|
| 3 | St. Norbert | 2:42:32 |
| LW: -- <i>average 40:38.14</i> | | |
| 76 | Sarah PARBS <i>SR</i> | 40:21.93 3/29 |
| 80 | Gretchen PRICE <i>JR</i> | 40:26.74 3/29 |
| 85 | Kelly HENIFF <i>JR</i> | 40:31.71 3/29 |
| 105 | Alyssa WEGNER <i>JR</i> | 41:12.17 4/7 |

| | | |
|--------------------------------|-------------------------|----------------|
| 4 | Redlands | 2:44:32 |
| LW: -- <i>average 41:08.00</i> | | |
| 20 | Maria RAMIREZ <i>SO</i> | 37:23.88 3/10 |
| 93 | Emily DABROW <i>JR</i> | 40:43.31 3/10 |
| 113 | Sarah SHIPWAY <i>SO</i> | 41:30.29 3/10 |
| 188 | Greta JURSCH <i>FR</i> | 44:54.52 3/10 |

| | | |
|--------------------------------|--------------------------|----------------|
| 5 | Berry | 2:45:50 |
| LW: -- <i>average 41:27.51</i> | | |
| 28 | Abby CARROLL <i>SO</i> | 38:22.76 3/15 |
| 68 | Bethany TERPIN <i>JR</i> | 40:11.59 3/23 |
| 154 | Alexa BILSKY <i>JR</i> | 43:18.68 3/15 |
| 172 | Elise BARRON <i>JR</i> | 43:56.99 3/23 |

| | | |
|--------------------------------|---------------------------|----------------------|
| 6 | Elizabethtown | 2:46:54 |
| LW: -- <i>average 41:43.66</i> | | |
| 22 | Colleen KERNAN <i>JR</i> | 37:44.72 4/14 |
| 117 | Kaitlin DONAHUE <i>FR</i> | 41:38.17 4/7 |
| 136 | Emily NELSON <i>SO</i> | 42:28.32 4/7 |
| 190 | Justine ITTERLY <i>SO</i> | 45:03.43 3/16 |

| | | |
|--------------------------------|--------------------------|----------------|
| 7 | Linfield | 2:47:46 |
| LW: -- <i>average 41:56.63</i> | | |
| 19 | Emma KNUDSON <i>SR</i> | 37:19.40 3/2 |
| 160 | Courtney BEARD <i>JR</i> | 43:28.80 4/7 |
| 161 | Kelly ROTH <i>SO</i> | 43:29.07 4/7 |
| 162 | Kaelia NEAL <i>SR</i> | 43:29.25 4/7 |

| | | |
|--------------------------------|---------------------------|----------------|
| 8 | Houghton | 2:51:16 |
| LW: -- <i>average 42:49.02</i> | | |
| 88 | Shelby LANGLOIS <i>SO</i> | 40:34.88 4/7 |
| 96 | Rachel HUMMEL <i>SR</i> | 40:51.76 4/7 |
| 187 | Gianna MARTEL <i>FR</i> | 44:53.76 4/7 |
| 189 | Gabby PFEIFER <i>FR</i> | 44:55.69 4/7 |

| | | |
|--------------------------------|-----------------------------|----------------------|
| 9 | Baldwin Wallace | 2:51:33 |
| LW: -- <i>average 42:53.33</i> | | |
| 109 | Bella PENDOLA <i>SO</i> | 41:20.28 4/7 |
| 110 | Hannah FREDRIKSEN <i>JR</i> | 41:21.14 4/7 |
| 158 | Lizzy GILREATH <i>FR</i> | 43:27.63 4/14 |
| 198 | Megan VAUGHN <i>FR</i> | 45:24.26 4/14 |

| | | |
|--------------------------------|-----------------------------|----------------------|
| 10 | Messiah | 2:55:16 |
| LW: -- <i>average 43:49.20</i> | | |
| 91 | Danielle CARDONE <i>JR</i> | 40:41.84 3/30 |
| 126 | Rachel AUKAMP <i>SR</i> | 42:06.72 3/30 |
| 200 | Grace MCCLELLAND <i>SR</i> | 45:27.31 4/12 |
| 216 | Alyssa CUNNINGHAM <i>FR</i> | 47:00.94 3/30 |

| | | |
|--------------------------------|----------------------------|----------------------|
| 11 | Connecticut College | 2:57:40 |
| LW: -- <i>average 44:25.13</i> | | |
| 56 | Micaela NEE <i>SR</i> | 39:39.69 4/14 |
| 107 | Grace SHEERAN <i>SR</i> | 41:15.10 4/14 |
| 220 | Aliah MURRAY <i>FR</i> | 47:55.37 3/31 |
| 227 | Megan FERAGNE <i>SO</i> | 48:50.38 3/31 |

| | | |
|--------------------------------|------------------------------|----------------------|
| 12 | Stockton | 3:0:05. |
| LW: -- <i>average 45:01.48</i> | | |
| 73 | Christina WELSH <i>SR</i> | 40:17.66 4/13 |
| 196 | Lauren CHRISTENSEN <i>JR</i> | 45:20.12 4/13 |
| 217 | Jamie WUN <i>FR</i> | 47:08.31 4/13 |
| 218 | Christine LAWLESS <i>SR</i> | 47:19.84 4/13 |



2018 Outdoor Track & Field, Week #3

Women's 100 Meter Hurdles

| | | |
|----------|---------------------|-------------------|
| 1 | SUNY Geneseo | 59.89 |
| LW: -- | | average 14.97 |
| 6 | Erin MACDOUGALL JR | 14.62w (2.4) 3/31 |
| 11 | Shayna HELD JR | 14.79 (2.0) 3/31 |
| 43 | Hannah MADDEN JR | 15.18 (-2.2) 4/14 |
| 50 | Emily LAVARNWAY FR | 15.30 (-2.2) 4/14 |

| | | |
|----------|-------------------|-------------------|
| 2 | Rowan | 1:00.53 |
| LW: -- | | average 15.13 |
| 5 | Aspen MCMILLAN JR | 14.61w (2.3) 3/15 |
| 23 | Darielle CROSS SO | 14.95w (2.2) 3/15 |
| 33 | Jackie ANSONG SO | 15.08 (0.8) 4/13 |
| 115 | Kim JOHNSON SR | 15.89 (-0.4) 4/6 |

| | | |
|----------|-----------------|-------------------|
| 3 | Williams | 1:01.34 |
| LW: -- | | average 15.34 |
| 18 | Izabelle ITH FR | 14.90 (-1.7) 3/31 |
| 43 | Caitlin UBL JR | 15.18 (1.3) 3/22 |
| 58 | Kate KENNEDY JR | 15.39 (0.5) 4/13 |
| 111 | Emma EGAN SO | 15.87 (0.7) 3/22 |

| | | |
|----------|-----------------------|------------------|
| 4 | Wheaton (Ill.) | 1:01.62 |
| LW: -- | | average 15.41 |
| 32 | Favor EZEWUZIE SO | 15.06w (3.6) 4/7 |
| 59 | Abby Grace MCGEE JR | 15.41w (3.6) 4/7 |
| 72 | Tess SUTTON FR | 15.53 (2.0) 4/7 |
| 77 | Nicole KITCHEN SR | 15.62w (3.6) 4/7 |

| | | |
|----------|-------------------|-------------------|
| 5 | Redlands | 1:01.69 |
| LW: -- | | average 15.42 |
| 7 | Chyenne KIMBLE SO | 14.71w (2.5) 3/16 |
| 8 | Jessica FIELDS SO | 14.73w (2.5) 3/16 |
| 85 | Kara ROMANI JR | 15.67 (0.1) 4/7 |
| 216 | Keren LEE SO | 16.58w (2.8) 3/16 |

| | | |
|----------|-------------------------|-------------------|
| 6 | Washington (Mo.) | 1:01.74 |
| LW: -- | | average 15.44 |
| 19 | Caira WATSON-HAYNES FR | 14.91 (1.6) 4/6 |
| 49 | Caitlin CHEESEBORO SR | 15.24 (1.2) 4/14 |
| 56 | J'Laan PITTMAN JR | 15.37 (2.0) 3/24 |
| 165 | Josephine SIMON FR | 16.22 (-0.1) 3/31 |

| | | |
|----------|---------------------|-------------------|
| 7 | UW-La Crosse | 1:02.13 |
| LW: -- | | average 15.53 |
| 35 | Isabelle KICK SO | 15.11w (2.7) 4/12 |
| 37 | Erin ZAJC SO | 15.15w (2.2) 4/12 |
| 102 | Kemmesha THOMAS SO | 15.80 (1.6) 4/12 |
| 144 | Rebecca BREYER SO | 16.07w (2.2) 4/12 |

| | | |
|----------|--------------------|-------------------|
| 8 | TCNJ | 1:02.88 |
| LW: -- | | average 15.72 |
| 25 | Kaila CARTER SO | 14.96 (1.7) 4/6 |
| 97 | Annette WANJIKU FR | 15.77 (1.4) 3/17 |
| 106 | Meagan MCGOURTY SR | 15.81 (1.5) 3/17 |
| 180 | Abigail RIZZO JR | 16.34 (-0.1) 4/14 |

| | | |
|----------|-----------------------------|-------------------|
| 9 | Claremont-Mudd-Scrip | 1:03.15 |
| LW: -- | | average 15.79 |
| 20 | Sabrina GRIFFITH SO | 14.92w (2.5) 3/16 |
| 90 | Aubrey EGERTER FR | 15.70 (-1.2) 4/14 |
| 92 | Deyana MARSH FR | 15.72w (2.8) 3/16 |
| -- | Bailey MKNELLY FR | 16.81w (2.6) 3/16 |

| | | |
|-----------|----------------------|-------------------|
| 10 | Johns Hopkins | 1:03.19 |
| LW: -- | | average 15.80 |
| 61 | Maya HAMMONDS JR | 15.44 (0.7) 4/12 |
| 77 | Jenn SU SR | 15.62w (2.1) 4/12 |
| 128 | Lauren ROBERTS SR | 15.97w (3.4) 4/14 |
| 154 | Daniela TORRES FR | 16.16 (0.4) 4/14 |

| | | |
|-----------|-------------------|------------------|
| 11 | Whitworth | 1:03.31 |
| LW: -- | | average 15.83 |
| 15 | Isabel CLARK JR | 14.82 (0.0) 3/22 |
| 121 | Sarah COOL SO | 15.94 (1.0) 4/9 |
| 152 | Sarah MARTINEZ SR | 16.14w (2.5) 4/9 |
| 190 | Kayla BRASE SR | 16.41 (0.0) 4/9 |

| | | |
|-----------|-------------------|------------------|
| 12 | George Fox | 1:03.36 |
| LW: -- | | average 15.84 |
| 37 | Dakota BUHLER SR | 15.15w (2.1) 4/9 |
| 67 | Annie WRIGHT JR | 15.51w (2.1) 4/9 |
| 101 | Alissa SWILLEY SO | 15.79w (2.1) 4/9 |
| -- | Mckenna LANDRY SO | 16.91 (0.6) 3/31 |

| | | |
|-----------|------------------------|-------------------|
| 13 | Tufts | 1:03.46 |
| LW: -- | | average 15.87 |
| 11 | Annalisa DEBARI SR | 14.79w (2.6) 4/7 |
| 63 | Nehalem KUNKLE-READ SO | 15.45w (2.9) 3/23 |
| 129 | Kylene DESMITH JR | 15.98w (2.6) 4/7 |
| -- | Brigid HORAN FR | 17.24 (0.0) 4/7 |

| | | |
|-----------|-----------------------|-------------------|
| 14 | Southern Maine | 1:03.78 |
| LW: -- | | average 15.95 |
| 20 | Emily CLOSE SR | 14.92 (0.3) 4/7 |
| 48 | Jhanel POTTS SO | 15.21 (-0.1) 3/16 |
| -- | Caitlin LALLY FR | 16.82 (0.5) 3/30 |
| -- | Samantha DOW SO | 16.83 (0.3) 4/7 |

| | | |
|-----------|----------------------------|-------------------|
| 15 | Pomona-Pitzer | 1:04.30 |
| LW: -- | | average 16.08 |
| 33 | Vicky-Marie ADDO-ASHONG SO | 15.08 (-1.2) 4/14 |
| 92 | Sophie RICHARDS SO | 15.72 (1.6) 3/24 |
| 239 | Katrina DANK SO | 16.68 (0.0) 3/3 |
| -- | Adeline YU FR | 16.82 (0.9) 3/31 |

| | | |
|-----------|---------------------|-------------------|
| 16 | Stockton | 1:04.38 |
| LW: -- | | average 16.10 |
| 71 | Kaitlyn DERMEN SR | 15.52 (-1.1) 4/13 |
| 113 | Joanna CARLUCCIO SR | 15.88 (-0.4) 4/13 |
| 118 | Rachael LEYRER FR | 15.92 (1.7) 4/6 |
| -- | Kristina RAYLMAN FR | 17.06 (1.7) 4/6 |



2018 Outdoor Track & Field, Week #3

Women's 400 Meter Hurdles

| | | | | |
|-----------|---------------------------|-----------------|------|--|
| 1 | Williams | 4:19.82 | | |
| LW: -- | | average 1:04.95 | | |
| 3 | Kate KENNEDY | JR 1:01.65 | 3/24 | |
| 6 | Kayley MCGONAGLE | SR 1:02.01 | 4/13 | |
| 56 | Sierra LOOMIS | SO 1:06.10 | 3/24 | |
| 205 | Leah ROSENFELD | SO 1:10.06 | 4/13 | |
| 2 | UW-Eau Claire | 4:22.65 | | |
| LW: -- | | average 1:05.66 | | |
| 1 | Sarah GLIDDEN | SR 1:00.68 | 4/12 | |
| 14 | Ashleigh BUERGI | SR 1:03.31 | 4/12 | |
| 74 | Amber HARRIS | SR 1:06.80 | 4/12 | |
| -- | Mandie BULTMAN | JR 1:11.86 | 4/12 | |
| 3 | SUNY Geneseo | 4:27.81 | | |
| LW: -- | | average 1:06.95 | | |
| 36 | Lauren BAMFORD | SR 1:04.76 | 4/14 | |
| 44 | Julianna LAURICELLA | JR 1:05.14 | 4/14 | |
| 135 | Hannah MADDEN | JR 1:08.62 | 4/14 | |
| 169 | Angela CALABRESE | FR 1:09.29 | 4/14 | |
| 4 | TCNJ | 4:28.28 | | |
| LW: -- | | average 1:07.07 | | |
| 12 | Jenna ELLENBACHER | SR 1:03.22 | 4/14 | |
| 99 | Christine WOODS | SO 1:07.51 | 4/14 | |
| 131 | Meagan MCGOURTY | SR 1:08.56 | 4/14 | |
| 152 | Nicole TAMPONE | SO 1:08.99 | 4/14 | |
| 5 | John Carroll | 4:29.95 | | |
| LW: -- | | average 1:07.49 | | |
| 53 | Emma HARVEY | SR 1:05.90 | 4/14 | |
| 90 | Jessica SWISHER | SR 1:07.15 | 4/7 | |
| 114 | Antonia PIAZZA | SO 1:08.07 | 3/30 | |
| 145 | Alainna SCHMIDT | JR 1:08.83 | 4/14 | |
| 6 | Whitworth | 4:30.11 | | |
| LW: -- | | average 1:07.53 | | |
| 34 | Sarah MARTINEZ | SR 1:04.63 | 3/3 | |
| 35 | Isabel CLARK | JR 1:04.72 | 3/31 | |
| 204 | Anna Belle SCHWEIGER | FR 1:10.04 | 4/6 | |
| 237 | Marisol DELCID | FR 1:10.72 | 3/31 | |
| 7 | Rhodes | 4:31.78 | | |
| LW: -- | | average 1:07.94 | | |
| 27 | Leda ST CYR | SO 1:04.11 | 3/31 | |
| 71 | Sara Kate CAPEL | SO 1:06.76 | 3/31 | |
| 189 | Laurel SHARP | SR 1:09.65 | 4/7 | |
| -- | Kendall GASNER | SO 1:11.26 | 3/16 | |
| 8 | Widener | 4:32.57 | | |
| LW: -- | | average 1:08.14 | | |
| 55 | Aishah DUKES | JR 1:06.03 | 4/14 | |
| 72 | Allison GALLAGHER | SR 1:06.77 | 4/14 | |
| 184 | Rachel PARR | FR 1:09.51 | 4/14 | |
| 215 | Claire BURKERT | SO 1:10.26 | 3/30 | |
| 9 | Mount Union | 4:33.21 | | |
| LW: -- | | average 1:08.30 | | |
| 43 | Aamirah HOWARD | SO 1:05.10 | 4/13 | |
| 97 | Tori BLANDINE | FR 1:07.44 | 3/30 | |
| 111 | Annie ROSSI | SO 1:07.95 | 4/13 | |
| -- | Megan LOETZ | SR 1:12.72 | 4/13 | |
| 10 | Wartburg | 4:33.67 | | |
| LW: -- | | average 1:08.42 | | |
| 31 | Aubree TAYLOR | SR 1:04.31 | 3/28 | |
| 128 | Allison YUSKA | FR 1:08.52 | 4/12 | |
| 162 | Maddie CARLSEN | SR 1:09.19 | 3/28 | |
| -- | Jossie SANN | JR 1:11.65 | 4/4 | |
| 11 | St. Thomas (Minn.) | 4:33.80 | | |
| LW: -- | | average 1:08.45 | | |
| 60 | Brielle BIERMAN | SR 1:06.32 | 4/11 | |
| 61 | Hannah HELSTAD | SR 1:06.33 | 4/11 | |
| 228 | Christine ROHLF | JR 1:10.48 | 4/11 | |
| 233 | Keely SMITH | SR 1:10.67 | 4/11 | |
| 12 | Loras | 4:34.89 | | |
| LW: -- | | average 1:08.72 | | |
| 9 | Bella SOLIS | JR 1:02.82 | 4/12 | |
| 165 | Rachel KILBURG | SR 1:09.23 | 3/28 | |
| 175 | Taylor SCHAEFFERS | JR 1:09.40 | 4/12 | |
| -- | Devin HASSON | SR 1:13.44 | 4/12 | |
| 13 | Trinity (Texas) | 4:34.93 | | |
| LW: -- | | average 1:08.73 | | |
| 13 | Andy GARZA | SO 1:03.27 | 4/7 | |
| 22 | Abigail SCHNEEBECK | JR 1:03.77 | 4/7 | |
| 157 | Rylie EDWARDS | FR 1:09.05 | 3/31 | |
| -- | Rachel HANES | SR 1:18.84 | 3/15 | |
| 14 | Ithaca | 4:35.92 | | |
| LW: -- | | average 1:08.98 | | |
| 47 | Britney SWARTHOUT | JR 1:05.41 | 4/13 | |
| 176 | Jessica COMPETIELLO | SO 1:09.41 | 3/31 | |
| 199 | Sydney STRELEC | FR 1:09.82 | 4/13 | |
| -- | Emily CARMICHAEL | FR 1:11.28 | 4/6 | |
| 15 | Bates | 4:35.94 | | |
| LW: -- | | average 1:08.98 | | |
| 124 | Amanda KAUFMAN | FR 1:08.43 | 4/14 | |
| 147 | Megan SEYMOUR | SO 1:08.90 | 4/14 | |
| 169 | Paige RABB | SO 1:09.29 | 4/7 | |
| 171 | Jenny MARTIN | FR 1:09.32 | 4/14 | |
| 16 | Linfield | 4:36.74 | | |
| LW: -- | | average 1:09.19 | | |
| 26 | Baylie CAMERON | SO 1:04.06 | 3/10 | |
| 120 | Kristen BURKE | FR 1:08.33 | 3/10 | |
| -- | Desirae DESROSIERS | FR 1:11.24 | 3/10 | |
| -- | Juliet ARNSWALD | FR 1:13.11 | 4/14 | |



2018 Outdoor Track & Field, Week #3

Women's High Jump

| | | | | | |
|-----------|----------------------------|----------------------|---------------|------|--|
| 1 | Springfield (Mass.) | 6.40m | 21-0 | | |
| LW: -- | | <i>average 1.60m</i> | 5-3 | | |
| 16 | Caroline HITCHCOCK | FR 1.64m | 5-4½ | 4/14 | |
| 63 | Taylor NOGIEC | FR 1.59m | 5-2½ | 4/14 | |
| 63 | Katherine STRAIN | SO 1.59m | 5-2½ | 4/14 | |
| 74 | Mia FACCHINI | SO 1.58m | 5-2½ | 3/30 | |
| 2 | George Fox | 6.38m | 20-11¼ | | |
| LW: -- | | <i>average 1.60m</i> | 5-2¾ | | |
| 8 | Stacy KOZLOWSKI | SO 1.66m | 5-5¼ | 3/22 | |
| 74 | Annie WRIGHT | JR 1.58m | 5-2½ | 4/9 | |
| 74 | Victoria SCHROEDER | JR 1.58m | 5-2½ | 3/31 | |
| 87 | Alissa SWILLEY | SO 1.56m | 5-1¼ | 3/22 | |
| 3 | Williams | 6.38m | 20-11¼ | | |
| LW: -- | | <i>average 1.60m</i> | 5-2¾ | | |
| 1 | Emma EGAN | SO 1.73m | 5-8 | 3/22 | |
| 16 | Helene HALL | SR 1.64m | 5-4½ | 4/13 | |
| 152 | Caitlin UBL | JR 1.52m | 4-11¼ | 3/22 | |
| 226 | Izabelle ITH | FR 1.49m | 4-10½ | 3/22 | |
| 4 | Millsaps | 6.22m | 20-4¾ | | |
| LW: -- | | <i>average 1.56m</i> | 5-1¼ | | |
| 37 | Eleanor SWAGLER | FR 1.60m | 5-3 | 4/13 | |
| 37 | Shelby WILSON | FR 1.60m | 5-3 | 4/13 | |
| 93 | Essence DAVIS | FR 1.55m | 5-1 | 4/13 | |
| -- | Anna WILSON | SO 1.47m | 4-9¾ | 3/3 | |
| 5 | Ohio Wesleyan | 6.21m | 20-4½ | | |
| LW: -- | | <i>average 1.55m</i> | 5-1 | | |
| 5 | Cirrus ROBINSON | SO 1.67m | 5-5¼ | 4/6 | |
| 11 | Tiffany MOORE | SO 1.65m | 5-5 | 4/14 | |
| -- | Courtney OWENS | FR 1.46m | 4-9¾ | 4/7 | |
| -- | Nicole ROZSA | SR 1.43m | 4-8¾ | 3/31 | |
| 6 | UW-Whitewater | 6.20m | 20-4 | | |
| LW: -- | | <i>average 1.55m</i> | 5-1 | | |
| 37 | Raevin PEEK | FR 1.60m | 5-3 | 4/12 | |
| 93 | Rachel HOLK | SO 1.55m | 5-1 | 4/12 | |
| 93 | Liz LISKA | SO 1.55m | 5-1 | 4/12 | |
| 178 | Ashton DOLL | SO 1.50m | 4-11 | 4/12 | |
| 7 | St. Thomas (Minn.) | 6.17m | 20-2¾ | | |
| LW: -- | | <i>average 1.54m</i> | 5-¾ | | |
| 4 | Grace BORDSON | JR 1.68m | 5-6 | 4/11 | |
| 136 | Matilda MCFERSON | SO 1.53m | 5-¾ | 4/11 | |
| 136 | Sidney SEVERSON | JR 1.53m | 5-¾ | 4/11 | |
| -- | Laura EISCHENS | SR 1.43m | 4-8¾ | 4/11 | |
| 8 | Redlands | 6.16m | 20-2½ | | |
| LW: -- | | <i>average 1.54m</i> | 5-¾ | | |
| 5 | Vanessa BLANCHARD | SR 1.67m | 5-5¼ | 3/31 | |
| 152 | Kara ROMANI | JR 1.52m | 4-11¼ | 4/14 | |
| 178 | Hannah ALBRECHT | FR 1.50m | 4-11 | 4/7 | |
| -- | Chyenne KIMBLE | SO 1.47m | 4-9¾ | 4/7 | |
| 9 | UW-Eau Claire | 6.15m | 20-2 | | |
| LW: -- | | <i>average 1.54m</i> | 5-½ | | |
| 37 | Marin MUNOS | FR 1.60m | 5-3 | 3/23 | |
| 37 | Bailey WALDHAUSER | FR 1.60m | 5-3 | 4/12 | |
| 178 | Lizz OTTUSCH | JR 1.50m | 4-11 | 3/23 | |
| -- | Kylie SCHUETTELZ | SO 1.45m | 4-9 | 4/12 | |
| 10 | Bridgewater (Va.) | 6.14m | 20-1¾ | | |
| LW: -- | | <i>average 1.54m</i> | 5-¾ | | |
| 37 | Courtney ADAMS | SR 1.60m | 5-3 | 3/9 | |
| 136 | Felicia CLEMENTS | SO 1.53m | 5-¾ | 3/16 | |
| 136 | Katie MCELROY | SO 1.53m | 5-¾ | 4/13 | |
| 248 | Kylie STOUT | FR 1.48m | 4-10¼ | 4/13 | |
| 10 | Nebraska Wesleyan | 6.14m | 20-1¾ | | |
| LW: -- | | <i>average 1.54m</i> | 5-¾ | | |
| 87 | Addy VINTON | FR 1.56m | 5-1¼ | 4/13 | |
| 87 | Toree HEMPSTEAD | JR 1.56m | 5-1¼ | 4/13 | |
| 87 | Jill BRICHACEK | SR 1.56m | 5-1¼ | 4/13 | |
| -- | Mary ANDREW | SR 1.46m | 4-9¾ | 4/13 | |
| 12 | UW-Stevens Point | 6.12m | 20-1 | | |
| LW: -- | | <i>average 1.53m</i> | 5-¾ | | |
| 22 | Briana SIMONIS | SO 1.62m | 5-3¼ | 4/7 | |
| 93 | Sylvia MOMONT | SO 1.55m | 5-1 | 4/12 | |
| 178 | Anna HOGAN | SR 1.50m | 4-11 | 4/12 | |
| -- | Makenzie WARD | SO 1.45m | 4-9 | 4/12 | |
| 13 | Occidental | 6.11m | 20-½ | | |
| LW: -- | | <i>average 1.53m</i> | 5-0 | | |
| 11 | Cora DAVIES | JR 1.65m | 5-5 | 4/14 | |
| 174 | Koyote FEE | FR 1.51m | 4-11½ | 3/31 | |
| 178 | Naomi MIYAMOTO | FR 1.50m | 4-11 | 3/3 | |
| -- | Brighten WINN | FR 1.45m | 4-9 | 3/3 | |
| 14 | Roger Williams | 6.09m | 19-11¾ | | |
| LW: -- | | <i>average 1.52m</i> | 5-0 | | |
| 22 | S FOX TREE-MCGRATH | JR 1.62m | 5-3¼ | 4/7 | |
| 110 | Siobhan MITCHELL | FR 1.54m | 5-¾ | 4/14 | |
| 226 | Madison FANCHER | FR 1.49m | 4-10½ | 4/14 | |
| -- | Victoria STODDARD | FR 1.44m | 4-8¾ | 3/30 | |
| 15 | Whitworth | 6.08m | 19-11¼ | | |
| LW: -- | | <i>average 1.52m</i> | 4-11¼ | | |
| 93 | Kayla BRASE | SR 1.55m | 5-1 | 4/9 | |
| 93 | Olivia LYTTLE | JR 1.55m | 5-1 | 4/6 | |
| 152 | Sarah COOL | SO 1.52m | 4-11¼ | 3/22 | |
| -- | Isabel CLARK | JR 1.46m | 4-9¾ | 3/22 | |
| 16 | Ithaca | 6.06m | 19-10½ | | |
| LW: -- | | <i>average 1.52m</i> | 4-11¼ | | |
| 22 | Estelle YEDYNAK | SO 1.62m | 5-3¼ | 3/31 | |
| 178 | Kassandra REAGAN | SR 1.50m | 4-11 | 4/13 | |
| 178 | Ariyahna BERNARD | FR 1.50m | 4-11 | 3/31 | |
| -- | Catherine LARKIN | JR 1.44m | 4-8¾ | 4/6 | |



2018 Outdoor Track & Field, Week #3

Women's High Jump

| | | | | | |
|------------|---------------------|------------|--------------|----------------------|---------------|
| 16 | WPI | WPI | | 6.06m | 19-10½ |
| LW: -- | | | | <i>average 1.52m</i> | <i>4-11½</i> |
| 63 | Brittney LAMBERT | SR | 1.59m | 5-2½ | 4/7 |
| 110 | Xandria KORN | JR | 1.54m | 5-½ | 3/31 |
| 226 | Abigail MCADAMS | SR | 1.49m | 4-10½ | 4/7 |
| -- | Elizabeth KIRSCHNER | FR | 1.44m | 4-8¾ | 4/14 |



2018 Outdoor Track & Field, Week #3

Women's Pole Vault

| | | | |
|----------|------------------|----------------------|--------------------------------------|
| 1 | Ithaca | 14.37m | 47-1³/₄ |
| LW: -- | | <i>average 3.59m</i> | 11-9 $\frac{1}{2}$ |
| 1 | Katherine PITMAN | SR | 4.22m 13-10 3/31 |
| 19 | Julia NOMBERG | FR | 3.55m 11-7 $\frac{1}{2}$ 4/7 |
| 42 | Juliann TERRY | FR | 3.40m 11-1 $\frac{1}{2}$ 4/7 |
| 96 | Emily CAREY | FR | 3.20m 10-6 4/13 |

| | | | |
|----------|-------------------|----------------------|--------------------------------------|
| 2 | MIT | 14.22m | 46-7³/₄ |
| LW: -- | | <i>average 3.56m</i> | 11-8 |
| 7 | Kari STROMHAUG | SO | 3.77m 12-4 $\frac{1}{2}$ 4/13 |
| 19 | Jacqueline AHRENS | FR | 3.55m 11-7 $\frac{1}{2}$ 3/31 |
| 28 | Makenzie PATARINO | JR | 3.50m 11-5 $\frac{1}{2}$ 4/13 |
| 42 | Lila WINE | FR | 3.40m 11-1 $\frac{1}{2}$ 4/13 |

| | | | |
|----------|----------------------|----------------------|--------------------------------------|
| 3 | Ohio Northern | 14.06m | 46-1¹/₂ |
| LW: -- | | <i>average 3.52m</i> | 11-6 $\frac{1}{4}$ |
| 2 | Madison REED | JR | 3.92m 12-10 $\frac{1}{2}$ 4/14 |
| 18 | Kelly WOLLENSLEGEL | SR | 3.57m 11-8 $\frac{1}{2}$ 4/14 |
| 38 | Maggie KRAUSE | SO | 3.42m 11-2 $\frac{1}{2}$ 4/14 |
| 111 | Allison STEVENS | SO | 3.15m 10-4 3/30 |

| | | | |
|----------|------------------|----------------------|--------------------------------------|
| 4 | Otterbein | 13.95m | 45-9¹/₄ |
| LW: -- | | <i>average 3.49m</i> | 11-5 $\frac{1}{4}$ |
| 3 | Harmony KOLLING | SR | 3.90m 12-9 $\frac{1}{2}$ 3/30 |
| 34 | Dana SHOFF | JR | 3.45m 11-3 $\frac{1}{2}$ 3/30 |
| 34 | Julia SWALLOWS | FR | 3.45m 11-3 $\frac{1}{2}$ 3/30 |
| 111 | Jaimie BLUNT | FR | 3.15m 10-4 3/30 |

| | | | |
|----------|-------------------------|----------------------|-------------------------------|
| 5 | Washington (Mo.) | 13.74m | 45-1 |
| LW: -- | | <i>average 3.44m</i> | 11-3 $\frac{1}{4}$ |
| 5 | Heidi NASSOS | JR | 3.80m 12-5 $\frac{1}{2}$ 4/14 |
| 32 | Julia DANNENBAUM | FR | 3.49m 11-5 $\frac{1}{2}$ 4/6 |
| 34 | Dominique MEYER | JR | 3.45m 11-3 $\frac{1}{2}$ 3/31 |
| 180 | Karina MARIN | FR | 3.00m 9-10 3/31 |

| | | | |
|----------|---------------------|----------------------|--------------------------------------|
| 6 | UW-La Crosse | 13.60m | 44-7¹/₂ |
| LW: -- | | <i>average 3.40m</i> | 11-1 $\frac{1}{2}$ |
| 42 | Kaitlyn GANRUDE | JR | 3.40m 11-1 $\frac{1}{2}$ 4/12 |
| 42 | Rachel ZASTROW | JR | 3.40m 11-1 $\frac{1}{2}$ 4/12 |
| 42 | Cora UIDL | FR | 3.40m 11-1 $\frac{1}{2}$ 4/12 |
| 42 | Hannah POSICK | JR | 3.40m 11-1 $\frac{1}{2}$ 4/12 |

| | | | |
|----------|------------------|----------------------|---------------------------------------|
| 7 | Emory | 13.40m | 43-11¹/₂ |
| LW: -- | | <i>average 3.35m</i> | 10-11 $\frac{1}{4}$ |
| 15 | Isabel SARIDAKIS | JR | 3.65m 11-11 $\frac{1}{2}$ 4/6 |
| 28 | Andi BREITOWICH | FR | 3.50m 11-5 $\frac{1}{2}$ 3/30 |
| 96 | Dara LISS | SR | 3.20m 10-6 3/23 |
| 145 | Erin YUDER | FR | 3.05m 10-0 4/13 |

| | | | |
|----------|-------------------------|----------------------|-------------------------------|
| 8 | Augustana (Ill.) | 13.11m | 43-0 |
| LW: -- | | <i>average 3.28m</i> | 10-9 |
| 26 | Mackenzie BUTCHER | JR | 3.51m 11-6 $\frac{1}{2}$ 4/7 |
| 42 | Leah FLANAGAN | SO | 3.40m 11-1 $\frac{1}{2}$ 3/29 |
| 79 | Ashley TALKEN | JR | 3.25m 10-8 3/29 |
| 197 | Jordan MACNEIL | FR | 2.95m 9-8 3/29 |

| | | | |
|----------|-----------------|----------------------|-------------------------------|
| 9 | Redlands | 13.11m | 43-0 |
| LW: -- | | <i>average 3.28m</i> | 10-9 |
| 8 | Amanda WIDEN | SR | 3.76m 12-4 4/14 |
| 19 | Gabriella GOULD | SO | 3.55m 11-7 $\frac{1}{2}$ 3/31 |
| 145 | Claire JAMISON | FR | 3.05m 10-0 4/14 |
| -- | Helena DERSCH | FR | 2.75m 9- $\frac{1}{4}$ 4/14 |

| | | | |
|-----------|----------------------|----------------------|--------------------------------------|
| 10 | Johns Hopkins | 13.05m | 42-9³/₄ |
| LW: -- | | <i>average 3.26m</i> | 10-8 $\frac{1}{2}$ |
| 61 | Helen GIROD | SR | 3.35m 10-11 $\frac{1}{2}$ 4/14 |
| 79 | Cati WAIN | JR | 3.25m 10-8 4/6 |
| 79 | Sophia CORTAZZO | SO | 3.25m 10-8 4/6 |
| 96 | Annie GUTIERREZ | FR | 3.20m 10-6 3/30 |

| | | | |
|-----------|-----------------|----------------------|--------------------------------------|
| 11 | UW-Stout | 12.95m | 42-5³/₄ |
| LW: -- | | <i>average 3.24m</i> | 10-7 $\frac{1}{2}$ |
| 61 | Kristen TEUPEL | JR | 3.35m 10-11 $\frac{1}{2}$ 3/16 |
| 79 | Sierra COONTS | SO | 3.25m 10-8 4/12 |
| 79 | Heather BEECHER | SO | 3.25m 10-8 4/12 |
| 128 | Jenna MYHRO | JR | 3.10m 10-2 4/12 |

| | | | |
|-----------|------------------|----------------------|-------------------------------------|
| 12 | Brockport | 12.82m | 42-³/₄ |
| LW: -- | | <i>average 3.21m</i> | 10-6 $\frac{1}{4}$ |
| 53 | Claire FISHER | JR | 3.37m 11- $\frac{3}{4}$ 3/31 |
| 74 | Kelcey WATSON | SO | 3.30m 10-10 4/14 |
| 111 | Maya REINA | SO | 3.15m 10-4 4/14 |
| 180 | Emily GALLAGHER | FR | 3.00m 9-10 4/14 |

| | | | |
|-----------|-------------------|----------------------|-------------------------------|
| 13 | Williams | 12.80m | 42-0 |
| LW: -- | | <i>average 3.20m</i> | 10-6 |
| 19 | Maggie MURPHY | JR | 3.55m 11-7 $\frac{1}{2}$ 3/31 |
| 42 | Kelsie HAO | FR | 3.40m 11-1 $\frac{1}{2}$ 3/31 |
| 197 | Stephanie BOULGER | SR | 2.95m 9-8 4/13 |
| 223 | Sierra DIAZ | SO | 2.90m 9-6 $\frac{1}{2}$ 4/7 |

| | | | |
|-----------|------------------|----------------------|--------------------------------------|
| 14 | Centre | 12.71m | 41-8¹/₄ |
| LW: -- | | <i>average 3.18m</i> | 10-5 |
| 11 | Sarah HAYHURST | SR | 3.71m 12-2 4/13 |
| 96 | Taylor SINGLETON | JR | 3.20m 10-6 4/6 |
| 145 | Camille MANGOLD | SO | 3.05m 10-0 3/31 |
| -- | Cheyenne BUNNER | JR | 2.75m 9- $\frac{3}{4}$ 4/13 |

| | | | |
|-----------|-------------------|----------------------|--------------------------------------|
| 15 | Occidental | 12.61m | 41-4¹/₂ |
| LW: -- | | <i>average 3.15m</i> | 10-4 |
| 11 | Melissa BRAUN | JR | 3.71m 12-2 4/14 |
| 96 | Brighten WINN | FR | 3.20m 10-6 4/14 |
| 197 | Morgan CROTTA | FR | 2.95m 9-8 3/31 |
| -- | Erin BALL | SO | 2.75m 9- $\frac{1}{4}$ 4/14 |

| | | | |
|-----------|---------------------|----------------------|--------------------------------------|
| 15 | St. Benedict | 12.61m | 41-4¹/₂ |
| LW: -- | | <i>average 3.15m</i> | 10-4 |
| 61 | Lee STELTEN | SO | 3.35m 10-11 $\frac{1}{2}$ 3/29 |
| 110 | Christina GEISER | SR | 3.18m 10-5 $\frac{1}{2}$ 4/11 |
| 145 | Anna DAVIS | SR | 3.05m 10-0 3/29 |
| 176 | Chelsea SCHAFFER | FR | 3.03m 9-11 $\frac{1}{2}$ 4/11 |



2018 Outdoor Track & Field, Week #3

Women's Long Jump

| | | | |
|----------|----------------------|---------------|-------------------------|
| 1 | Ohio Wesleyan | 22.23m | 72-11¼ |
| LW: -- | | average 5.56m | 18-2¾ |
| 4 | Megan SIEVERS | SO | 5.73mw 18-9¾ (3.5) 4/14 |
| 13 | Amanda CLAY | SR | 5.59m 18-4¾ (1.8) 4/14 |
| 26 | Alyssa ACEVEDO | JR | 5.52m 18-1½ (0.5) 4/14 |
| 47 | Emily BROWN | SR | 5.39m 17-8¾ (2.0) 4/14 |

| | | | |
|----------|-----------------|---------------|-------------------------|
| 2 | Williams | 21.84m | 71-8 |
| LW: -- | | average 5.46m | 17-11 |
| 7 | Izabelle ITH | FR | 5.67m 18-7¾ (0.0) 3/22 |
| 23 | Emma EGAN | SO | 5.54m 18-2¾ (2.0) 3/31 |
| 63 | Caitlin UBL | JR | 5.33m 17-6 (-0.5) 3/22 |
| 73 | Astia INNIS | SO | 5.30m 17-4¾ (-1.0) 3/24 |

| | | | |
|----------|---------------------|---------------|-------------------------|
| 3 | UW-La Crosse | 21.54m | 70-8 |
| LW: -- | | average 5.39m | 17-8 |
| 32 | Maddie NELSON | SO | 5.48m 17-11¾ (2.0) 4/12 |
| 40 | Marissa WUSTRACK | SR | 5.42mw 17-9¾ (2.6) 4/12 |
| 59 | Natalie WISSING | JR | 5.34m 17-6¾ (1.8) 4/12 |
| 73 | Crystal HILL | FR | 5.30m 17-4¾ (1.4) 4/12 |

| | | | |
|----------|--------------------------|---------------|-------------------------|
| 4 | Illinois Wesleyan | 21.46m | 70-5 |
| LW: -- | | average 5.37m | 17-7¾ |
| 1 | Amelia GLUECK | SR | 5.82mw 19-1¾ (2.4) 3/16 |
| 51 | Nia LEE | FR | 5.36mw 17-7 (2.4) 3/16 |
| 115 | Rachel OSOBA | JR | 5.19m 17-½ (1.8) 3/16 |
| 156 | Cora WILKINSON | FR | 5.09m 16-8¾ (-0.8) 4/14 |

| | | | |
|----------|-----------------|---------------|------------------------|
| 5 | MIT | 21.29m | 69-10¼ |
| LW: -- | | average 5.32m | 17-5¾ |
| 9 | Nneoma OKONKWO | SR | 5.64m 18-6 (1.5) 4/7 |
| 24 | Haley STROUF | SR | 5.53m 18-1¾ (0.0) 3/31 |
| 164 | Jasmine JIN | SO | 5.08m 16-8 (0.7) 4/13 |
| 186 | Elizabeth WEEKS | FR | 5.04m 16-6½ (0.5) 4/7 |

| | | | |
|----------|-------------------|---------------|-------------------------|
| 6 | George Fox | 21.22m | 69-7½ |
| LW: -- | | average 5.31m | 17-5 |
| 8 | Dakota BUHLER | SR | 5.65m 18-6½ (-0.1) 3/22 |
| 103 | Kenna MEINHART | JR | 5.22mw 17-1½ (3.8) 4/7 |
| 115 | Erin ROWLAND | JR | 5.19m 17-½ (0.0) 3/22 |
| 128 | Alissa SWILLEY | SO | 5.16m 16-11¼ (0.2) 3/31 |

| | | | |
|----------|---------------------|---------------|-------------------------|
| 7 | SUNY Geneseo | 21.02m | 68-11¾ |
| LW: -- | | average 5.26m | 17-3 |
| 15 | Camille WUTZ | SR | 5.58m 18-3¾ (0.8) 3/31 |
| 115 | Madeline HAMMER | SR | 5.19m 17-½ (0.8) 4/14 |
| 124 | Shayna HELD | JR | 5.17m 16-11½ (0.0) 4/14 |
| 164 | Julianna LAURICELLA | JR | 5.08m 16-8 (0.8) 3/31 |

| | | | |
|----------|--------------------------|---------------|-------------------------|
| 8 | Nebraska Wesleyan | 20.81m | 68-3¼ |
| LW: -- | | average 5.20m | 17-1 |
| 40 | Lindsey WISNIESKI | JR | 5.42mw 17-9¾ (3.0) 4/13 |
| 63 | Allison OSTDIEK | SR | 5.33mw 17-6 (2.3) 4/13 |
| 156 | Macy GUSTAFSON | FR | 5.09m 16-8¾ (1.7) 4/13 |
| 231 | Abigail ALLEN | FR | 4.97m 16-3¾ (1.0) 4/5 |

| | | | |
|----------|-----------------------------|---------------|-------------------------|
| 9 | Claremont-Mudd-Scrip | 20.57m | 67-6 |
| LW: -- | | average 5.14m | 16-10½ |
| 26 | Sabrina GRIFFITH | SO | 5.52mw 18-1½ (2.1) 3/24 |
| 83 | Amanda MELL | SO | 5.26mw 17-3¾ (2.3) 4/7 |
| -- | Dani CHAMI | JR | 4.90m 16-1 (-0.1) 4/14 |
| -- | Carolyn WEISMAN | FR | 4.89m 16-½ (0.6) 3/3 |

| | | | |
|----------|-------------------|---------------|-------------------------|
| 9 | Loras | 20.57m | 67-6 |
| LW: -- | | average 5.14m | 16-10½ |
| 18 | Elyse ACOMPANADO | SO | 5.57m 18-3¾ (-0.2) 4/12 |
| 133 | Terrianna BLACK | SO | 5.15m 16-10¼ (0.3) 3/28 |
| 231 | Taylor SCHAEFFERS | JR | 4.97m 16-3¾ (-0.3) 3/28 |
| -- | Sarah SCHOEL | SR | 4.88m 16-¾ (1.1) 3/28 |

| | | | |
|-----------|------------------------|---------------|--------------------------|
| 11 | Trinity (Texas) | 20.56m | 67-5½ |
| LW: -- | | average 5.14m | 16-10½ |
| 6 | Britney SULLIVAN | SR | 5.71mw 18-9 (2.2) 3/23 |
| 110 | Androniki DEFTERAIOU | SO | 5.20m 17-¾ (0.7) 3/31 |
| -- | Trinity LEMMONS | FR | 4.83mw 15-10¼ (2.9) 3/31 |
| -- | Mia LOSEFF | JR | 4.82mw 15-9¾ (2.7) 3/31 |

| | | | |
|-----------|-------------------------|---------------|-------------------------|
| 12 | Washington (Mo.) | 20.56m | 67-5½ |
| LW: -- | | average 5.14m | 16-10½ |
| 103 | Eka JOSE | FR | 5.22m 17-1½ (-1.5) 3/24 |
| 128 | Rachel NOVICK | FR | 5.16m 16-11¼ (0.6) 3/31 |
| 149 | Elise CHAO | FR | 5.11m 16-9¾ (0.4) 3/24 |
| 173 | Heidi NASSOS | JR | 5.07mw 16-7¾ (3.8) 4/14 |

| | | | |
|-----------|----------------------|---------------|-------------------------|
| 13 | Johns Hopkins | 20.55m | 67-5¼ |
| LW: -- | | average 5.14m | 16-10½ |
| 26 | Maya HAMMONDS | JR | 5.52m 18-1½ (0.0) 4/12 |
| 103 | Jenn SU | SR | 5.22m 17-1½ (0.8) 4/12 |
| 221 | Helen GIROD | SR | 4.98mw 16-4¾ (2.4) 4/6 |
| -- | Cati WAIN | JR | 4.83m 15-10¼ (1.1) 4/12 |

| | | | |
|-----------|------------------|---------------|--------------------------|
| 14 | Brockport | 20.46m | 67-1½ |
| LW: -- | | average 5.12m | 16-9¾ |
| 32 | Lisa HUYNH | JR | 5.48m 17-11¾ (0.0) 3/31 |
| 107 | Kathleen IRWIN | JR | 5.21m 17-1¼ (0.0) 3/31 |
| 124 | Chanyce POWELL | FR | 5.17m 16-11¼ (-1.9) 4/14 |
| -- | Tess KLOSSNER | FR | 4.60m 15-1¼ (-2.2) 4/12 |

| | | | |
|-----------|-----------------|---------------|------------------------|
| 15 | Redlands | 20.36m | 66-9¾ |
| LW: -- | | average 5.09m | 16-8¾ |
| 47 | Chyenne KIMBLE | SO | 5.39m 17-8¾ (0.0) 4/14 |
| 63 | Kara ROMANI | JR | 5.33m 17-6 (1.2) 3/31 |
| 204 | Brenna DOLEN | FR | 5.01m 16-5¾ (1.6) 3/31 |
| -- | Hannah ALBRECHT | FR | 4.63m 15-2¾ (0.0) 4/7 |

| | | | |
|-----------|---------------------|---------------|-------------------------|
| 15 | UMass Boston | 20.36m | 66-9¾ |
| LW: -- | | average 5.09m | 16-8¾ |
| 13 | Taylor DRIGGERS | SR | 5.59m 18-4¾ (0.1) 4/14 |
| 32 | Wadeline JONATHAS | SO | 5.48mw 17-11¾ (2.7) 4/7 |
| 208 | Annie APPOLON | SO | 5.00m 16-5 (1.6) 4/14 |
| -- | Paulina VO | FR | 4.29mw 14-1 (3.6) 4/14 |



2018 Outdoor Track & Field, Week #3

Women's Triple Jump

| | | | | | |
|-----------|-----------------------------|-----------------------|---------------|--------------|------|
| 1 | UW-La Crosse | 45.76m | 150-1 | | |
| LW: -- | | <i>average 11.44m</i> | <i>37-6½</i> | | |
| 7 | Maddie NELSON | SO | 11.67m | 38-3¼ (0.0) | 4/12 |
| 10 | Betsy SCHREIER | JR | 11.55m | 37-10¼ (0.2) | 4/12 |
| 34 | Tess MILLER | JR | 11.27m | 36-11¼ (1.1) | 4/12 |
| 34 | Elizabeth HARLOS | JR | 11.27m | 36-11¼ (0.3) | 4/12 |
| 2 | Washington (Mo.) | 43.95m | 144-2 | | |
| LW: -- | | <i>average 10.99m</i> | <i>36-¾</i> | | |
| 27 | Eka JOSE | FR | 11.37m | 37-3¼ (0.6) | 3/31 |
| 42 | Heidi NASSOS | JR | 11.20m | 36-9 (1.2) | 4/6 |
| 92 | Rachel NOVICK | FR | 10.76mw | 35-3¼ (3.0) | 4/14 |
| 126 | Elise CHAO | FR | 10.62m | 34-10¼ (0.7) | 3/31 |
| 3 | Williams | 43.86m | 143-10 | | |
| LW: -- | | <i>average 10.97m</i> | <i>35-11¼</i> | | |
| 18 | Izabelle ITH | FR | 11.43m | 37-6 (0.4) | 3/31 |
| 65 | Kene ODENIGBO | JR | 10.96mw | 35-11½ (2.3) | 4/13 |
| 70 | Cailin STOLLAR | FR | 10.92m | 35-10 (1.0) | 4/13 |
| 147 | Sierra LOOMIS | SO | 10.55m | 34-7¼ (0.7) | 4/13 |
| 4 | George Fox | 43.85m | 143-10 | | |
| LW: -- | | <i>average 10.96m</i> | <i>35-11¼</i> | | |
| 11 | Dakota BUHLER | SR | 11.52m | 37-9½ (0.9) | 3/31 |
| 72 | Kyla NORELL | SO | 10.90m | 35-9¼ (0.2) | 3/10 |
| 100 | Haley STROWBRIDGE | SO | 10.73m | 35-2¼ (0.7) | 3/17 |
| 105 | Erin ROWLAND | JR | 10.70m | 35-1¼ (1.6) | 3/2 |
| 5 | MIT | 43.83m | 143-9 | | |
| LW: -- | | <i>average 10.96m</i> | <i>35-11¼</i> | | |
| 15 | Jasmine JIN | SO | 11.49m | 37-8¼ (1.1) | 3/31 |
| 37 | Elizabeth WEEKS | FR | 11.26mw | 36-11¼ (2.4) | 4/7 |
| 137 | Lucy LEE | FR | 10.59m | 34-9 (0.3) | 4/13 |
| 161 | Sarah ISHAMUDDIN | FR | 10.49m | 34-5 (0.9) | 3/31 |
| 6 | Claremont-Mudd-Scrip | 43.62m | 143-1 | | |
| LW: -- | | <i>average 10.91m</i> | <i>35-9½</i> | | |
| 13 | Amanda MELL | SO | 11.50mw | 37-8¼ (3.3) | 4/7 |
| 46 | Carolyn WEISMAN | FR | 11.13m | 36-6¼ (-1.8) | 4/7 |
| 100 | Michelle LILLY | SO | 10.73m | 35-2¼ (-1.4) | 4/7 |
| 207 | Kelly WATANABE | SO | 10.26m | 33-8 (-0.1) | 3/3 |
| 7 | Southern Maine | 42.97m | 140-11 | | |
| LW: -- | | <i>average 10.74m</i> | <i>35-3</i> | | |
| 5 | Adela KALILWA | SO | 11.74mw | 38-6¼ (2.4) | 3/30 |
| 77 | Rachel INGRAM | SR | 10.85m | 35-7¼ (0.0) | 4/13 |
| 228 | Ashley JOYNER | SO | 10.20m | 33-5¼ (0.0) | 4/13 |
| 238 | Samantha ROUND | SO | 10.18mw | 33-4¼ (2.2) | 3/30 |
| 8 | Rowan | 42.82m | 140-6 | | |
| LW: -- | | <i>average 10.71m</i> | <i>35-1½</i> | | |
| 19 | Angel ROWE | SO | 11.42m | 37-5¼ (-1.3) | 4/13 |
| 108 | Laniece BROWN | FR | 10.69mw | 35-1 (2.6) | 3/15 |
| 166 | Michelle MCCAULEY | JR | 10.45m | 34-3¼ (-0.1) | 4/6 |
| 207 | oluwapelumi ADESINA | SO | 10.26m | 33-8 (0.0) | 3/30 |
| 9 | SUNY Geneseo | 42.60m | 139-9 | | |
| LW: -- | | <i>average 10.65m</i> | <i>34-11¼</i> | | |
| 37 | Camille WUTZ | SR | 11.26m | 36-11½ (0.0) | 3/31 |
| 129 | Jennifer JOSEPH | SO | 10.61mw | 34-9¼ (2.8) | 4/14 |
| 129 | Lauryn KRUPA | FR | 10.61m | 34-9¼ (0.8) | 3/31 |
| -- | Erin KANE | SO | 10.12m | 33-2¼ (2.0) | 3/31 |
| 10 | Nebraska Wesleyan | 42.51m | 139-5 | | |
| LW: -- | | <i>average 10.63m</i> | <i>34-10¼</i> | | |
| 32 | Hannah MANLEY | SR | 11.34mw | 37-2¼ (2.6) | 4/5 |
| 90 | Macy GUSTAFSON | FR | 10.77mw | 35-4 (2.9) | 4/13 |
| 163 | Jamie KNIGHT | SR | 10.47mw | 34-4¼ (2.9) | 4/5 |
| -- | Haleigh BENSON | FR | 9.93mw | 32-7 (2.9) | 4/13 |
| 11 | Millikin | 42.46m | 139-3 | | |
| LW: -- | | <i>average 10.62m</i> | <i>34-10</i> | | |
| 4 | Brea BLACKWELL | FR | 11.75m | 38-6¼ (2.0) | 3/30 |
| 62 | Brianna NIEBRUGGE | FR | 10.97m | 36-0 (1.6) | 4/14 |
| 80 | Maddie MEYER | FR | 10.83mw | 35-6¼ (3.6) | 4/14 |
| -- | Haylie LADING | SR | 8.91m | 29-2¼ (1.1) | 4/7 |
| 12 | Beloit | 42.38m | 139-0 | | |
| LW: -- | | <i>average 10.60m</i> | <i>34-9¼</i> | | |
| 21 | Eva LAUN-SMITH | FR | 11.40mw | 37-5 (2.2) | 3/15 |
| 154 | Aleeshah HEINZEN | JR | 10.51mw | 34-5¼ (3.9) | 3/15 |
| 210 | Sydney CROCKETT | FR | 10.25m | 33-7¼ (1.9) | 3/15 |
| 221 | Lena RAMSEY | FR | 10.22mw | 33-6¼ (3.6) | 4/7 |
| 13 | Albion | 41.87m | 137-4 | | |
| LW: -- | | <i>average 10.47m</i> | <i>34-4¼</i> | | |
| 17 | Nia THOMAS | JR | 11.45m | 37-6¼ (0.1) | 3/9 |
| 52 | Kimberly BARBER | JR | 11.10m | 36-5 (0.1) | 3/9 |
| -- | Megan WINKLER | SR | 9.88m | 32-5 (1.7) | 4/13 |
| -- | T'ana SMITH | JR | 9.44m | 30-11¼ (1.5) | 4/13 |
| 14 | Case Western Reserve | 41.67m | 136-8 | | |
| LW: -- | | <i>average 10.42m</i> | <i>34-2¼</i> | | |
| 53 | Rachel WILLARD | SR | 11.08m | 36-4¼ (1.2) | 3/30 |
| 154 | Sam KELTS | SO | 10.51m | 34-5¼ (1.1) | 3/30 |
| 247 | Roslyn YANG | FR | 10.15m | 33-3¼ (1.3) | 3/30 |
| -- | Andrea ARLINE | FR | 9.93m | 32-7 (1.8) | 4/6 |
| 15 | Salve Regina | 41.54m | 136-3 | | |
| LW: -- | | <i>average 10.39m</i> | <i>34-1</i> | | |
| 89 | Madison STANLEY | SO | 10.79m | 35-5 (1.5) | 4/14 |
| 133 | Devin SMITH | SR | 10.60m | 34-9¼ (0.0) | 4/14 |
| 149 | Erin GUNTHER | JR | 10.53m | 34-6¼ (0.9) | 4/14 |
| -- | G VARGO-WILLEFORD | SO | 9.62m | 31-6¼ (0.0) | 4/14 |
| 16 | Pomona-Pitzer | 41.42m | 135-10 | | |
| LW: -- | | <i>average 10.36m</i> | <i>33-11¼</i> | | |
| 47 | Vicky-Marie ADDO-ASHONG | SO | 11.12m | 36-5¼ (-0.8) | 3/31 |
| 238 | Gianna WU | JR | 10.18m | 33-4¼ (-0.1) | 3/3 |
| 241 | Prisca DIALA | SR | 10.17m | 33-4¼ (0.0) | 3/3 |
| -- | Julia HO | FR | 9.95m | 32-7¼ (-0.9) | 3/3 |



2018 Outdoor Track & Field, Week #3

Women's Shot Put

| | | | | | |
|-----------|-------------------|--------------------------|----------------|--------|------|
| 1 | | Nebraska Wesleyan | 51.65m | 169-5 | |
| LW: -- | | | average 12.91m | 42-4% | |
| 4 | Dayton DOLINCHECK | SO | 14.14m | 46-4% | 4/5 |
| 7 | SteaVen BECKER | SR | 13.54m | 44-5% | 4/5 |
| 55 | Jodi KOELLNER | SR | 12.19m | 40-0 | 4/13 |
| 93 | Linnaea KONFRST | SO | 11.78m | 38-7% | 4/5 |
| 2 | | Oberlin | 51.62m | 169-4 | |
| LW: -- | | | average 12.91m | 42-4% | |
| 2 | Monique NEWTON | SR | 14.46m | 47-5% | 4/14 |
| 14 | Naeisha MCCLAIN | SO | 13.33m | 43-9 | 3/22 |
| 68 | Jasmine KEEGAN | SO | 12.00m | 39-4% | 4/14 |
| 84 | Ana RICHARDSON | SR | 11.83m | 38-9% | 3/22 |
| 3 | | Brockport | 50.15m | 164-6 | |
| LW: -- | | | average 12.54m | 41-1% | |
| 1 | Victoire KOTHOR | SR | 15.76m | 51-8% | 3/31 |
| 22 | Audrey MILLER | SR | 13.01m | 42-8% | 3/31 |
| -- | Mady DIBBLE | SO | 10.71m | 35-1% | 4/14 |
| -- | Holly BUCCHERI | SO | 10.67m | 35-1% | 4/14 |
| 4 | | UW-Eau Claire | 49.93m | 163-9 | |
| LW: -- | | | average 12.48m | 40-11% | |
| 13 | Erica OAWSTER | JR | 13.34m | 43-9% | 3/23 |
| 25 | JoHannah THEISEN | SR | 12.97m | 42-6% | 4/12 |
| 61 | Kassandra LUECK | SO | 12.11m | 39-8% | 4/12 |
| 128 | Kalyssa WATTERS | SO | 11.51m | 37-9% | 3/23 |
| 5 | | Pacific (Ore.) | 49.91m | 163-9 | |
| LW: -- | | | average 12.48m | 40-11% | |
| 28 | Karen DU | JR | 12.92m | 42-4% | 3/31 |
| 34 | Megan WESEL | JR | 12.70m | 41-8 | 3/31 |
| 58 | Dianna CHURCH | SR | 12.16m | 39-10% | 4/14 |
| 60 | Emily DEYOUNG | FR | 12.13m | 39-9% | 4/14 |
| 6 | | Carthage | 49.75m | 163-2 | |
| LW: -- | | | average 12.44m | 40-9% | |
| 31 | Sarah SCHMIDT | SO | 12.82m | 42-3% | 4/7 |
| 32 | Elizabeth WILLIS | SO | 12.79m | 41-11% | 4/13 |
| 37 | Mia BENNETT | SR | 12.61m | 41-4% | 4/13 |
| 124 | Alicia NICOLAU | SR | 11.53m | 37-10 | 4/7 |
| 7 | | Dubuque | 49.72m | 163-1 | |
| LW: -- | | | average 12.43m | 40-9% | |
| 3 | Tanasha ATWATER | SR | 14.19m | 46-6% | 4/12 |
| 74 | Kayla SCHLICHTING | SO | 11.91m | 39-1 | 4/12 |
| 87 | Caroline FERGUSON | FR | 11.82m | 38-9% | 4/12 |
| 88 | Kayla SLOWICK | FR | 11.80m | 38-8% | 4/12 |
| 8 | | Ithaca | 48.96m | 160-7 | |
| LW: -- | | | average 12.24m | 40-2 | |
| 26 | Ariyahna BERNARD | FR | 12.95m | 42-6 | 4/6 |
| 30 | Samantha HEALY | FR | 12.89m | 42-3% | 4/13 |
| 90 | Kendall WELLAUER | SO | 11.79m | 38-8% | 4/6 |
| 154 | Caitlin NOONAN | SR | 11.33m | 37-2% | 4/6 |
| 9 | | UW-Oshkosh | 47.36m | 155-4 | |
| LW: -- | | | average 11.84m | 38-10% | |
| 11 | Isabella SAMUELS | JR | 13.41m | 44-0 | 4/12 |
| 104 | Kahley LOGAN | FR | 11.70m | 38-4% | 4/12 |
| 175 | Allie MARINEAU | FR | 11.16m | 36-7% | 4/7 |
| 190 | Taya FLEISCHMAN | FR | 11.09m | 36-4% | 4/12 |
| 10 | | UW-Stout | 46.62m | 152-11 | |
| LW: -- | | | average 11.66m | 38-3 | |
| 49 | Morgan DENTON | FR | 12.36m | 40-6% | 4/12 |
| 84 | Ash PATTERSON | FR | 11.83m | 38-9% | 4/12 |
| 142 | Demi FLOOR | FR | 11.40m | 37-5 | 4/12 |
| 204 | Emma WITTLIFF | FR | 11.03m | 36-2% | 4/12 |
| 11 | | Manchester | 46.48m | 152-6 | |
| LW: -- | | | average 11.62m | 38-1% | |
| 80 | Whitney WHITE | SR | 11.88m | 38-11% | 3/31 |
| 95 | Jacey CAUHORN | SR | 11.75m | 38-6% | 4/14 |
| 136 | Laina BOGGS | JR | 11.45m | 37-6% | 4/7 |
| 142 | Katlyn KENNEDY | SO | 11.40m | 37-5 | 4/14 |
| 12 | | Aurora | 46.38m | 152-2 | |
| LW: -- | | | average 11.60m | 38-1% | |
| 20 | Hannah MEAGER | SR | 13.08m | 42-11 | 4/7 |
| 64 | Katie GONTERMAN | FR | 12.09m | 39-8 | 3/29 |
| -- | Auset KHERU | FR | 10.63m | 34-10% | 4/7 |
| -- | Jocelyn OCON | SO | 10.58m | 34-8% | 3/29 |
| 13 | | Whitworth | 46.14m | 151-4 | |
| LW: -- | | | average 11.54m | 37-10% | |
| 17 | Chloe QUINNETT | SR | 13.17m | 43-2% | 4/12 |
| 118 | Isabel CLARK | JR | 11.57m | 37-11% | 4/9 |
| 147 | Danielle OPENIANO | SR | 11.37m | 37-3% | 4/6 |
| -- | Taya DEFRANCE | SO | 10.03m | 32-11 | 3/3 |
| 14 | | Otterbein | 45.87m | 150-6 | |
| LW: -- | | | average 11.47m | 37-7% | |
| 49 | Marie THORNTON | SR | 12.36m | 40-6% | 3/23 |
| 90 | Mackenzie SWARY | JR | 11.79m | 38-8% | 4/14 |
| 121 | Emily FINNEGAN | JR | 11.56m | 37-11% | 3/23 |
| -- | Alexis SNYDER | JR | 10.16m | 33-4 | 4/7 |
| 15 | | Bridgewater State | 45.86m | 150-5 | |
| LW: -- | | | average 11.47m | 37-7% | |
| 17 | Kira GILBREATH | JR | 13.17m | 43-2% | 4/14 |
| 112 | Molly DEWAR | SO | 11.61m | 38-1% | 4/14 |
| -- | Julianna DEVITO | SR | 10.75m | 35-3% | 4/14 |
| -- | Jamelah FOSTER | FR | 10.33m | 33-10% | 4/14 |
| 16 | | Stockton | 45.78m | 150-2 | |
| LW: -- | | | average 11.45m | 37-6% | |
| 23 | Emily HIGBEE | SR | 13.00m | 42-8 | 4/13 |
| 156 | Emmy LAFEVRE | SO | 11.29m | 37-1% | 4/6 |
| 249 | Randi Lyn HORNYAK | FR | 10.78m | 35-4% | 3/31 |
| -- | Isabel BARSCH | JR | 10.71m | 35-1% | 4/13 |



2018 Outdoor Track & Field, Week #3

Women's Discus

| | | | |
|----------|-------------------|-----------------------|--------------|
| 1 | Oberlin | 168.15 | 551-8 |
| LW: -- | | <i>average 42.04m</i> | 137-11 |
| 1 | Monique NEWTON SR | 47.08m | 154-5 4/14 |
| 13 | Ana RICHARDSON SR | 42.77m | 140-4 4/7 |
| 25 | Jasmine KEEGAN SO | 41.67m | 136-8 4/14 |
| 117 | Maya ENGLISH SO | 36.63m | 120-2 4/14 |

| | | | |
|----------|-------------------|-----------------------|--------------|
| 2 | UW-Stout | 167.16 | 548-5 |
| LW: -- | | <i>average 41.79m</i> | 137-1 |
| 6 | Heidi LIEFFORT SR | 44.83m | 147-1 4/12 |
| 10 | Lydia MEIER SR | 43.77m | 143-7 3/16 |
| 33 | Ash PATTERSON FR | 40.85m | 134-0 4/12 |
| 87 | Kayla PABST SR | 37.71m | 123-8 4/12 |

| | | | |
|----------|---------------------|-----------------------|--------------|
| 3 | Carthage | 165.69 | 543-7 |
| LW: -- | | <i>average 41.42m</i> | 135-11 |
| 15 | Sarah SCHMIDT SO | 42.58m | 139-8 4/7 |
| 16 | Elanta SLOWEK SR | 42.49m | 139-5 4/7 |
| 34 | Elizabeth WILLIS SO | 40.82m | 133-11 4/7 |
| 47 | Mia BENNETT SR | 39.80m | 130-7 4/7 |

| | | | |
|----------|--------------------|-----------------------|--------------|
| 4 | Dubuque | 164.42 | 539-5 |
| LW: -- | | <i>average 41.11m</i> | 134-10 |
| 17 | Shelby LANE JR | 42.38m | 139-0 4/12 |
| 30 | Abigail WILLIS SR | 41.29m | 135-5 4/4 |
| 35 | Kayla SLOWICK FR | 40.71m | 133-6 4/12 |
| 43 | Rebecca BURMAHL JR | 40.04m | 131-4 4/12 |

| | | | |
|----------|-----------------------|-----------------------|---------------|
| 5 | Texas Lutheran | 156.92 | 514-10 |
| LW: -- | | <i>average 39.23m</i> | 128-8 |
| 29 | Hannah KIPP FR | 41.31m | 135-6 3/31 |
| 57 | Brielle BROWN SR | 39.24m | 128-9 4/7 |
| 57 | Dejah CARR FR | 39.24m | 128-9 3/23 |
| 105 | Jada JACKSON FR | 37.13m | 121-10 3/23 |

| | | | |
|----------|--------------------------|-----------------------|--------------|
| 6 | Nebraska Wesleyan | 155.97 | 511-8 |
| LW: -- | | <i>average 38.99m</i> | 127-11 |
| 18 | SteaVen BECKER SR | 42.30m | 138-9 4/5 |
| 22 | Linnaea KONFRST SO | 41.78m | 137-1 4/5 |
| 99 | Maddie FITZGIBBONS JR | 37.27m | 122-3 4/13 |
| 201 | Jodi KOELLNER SR | 34.62m | 113-7 4/5 |

| | | | |
|----------|------------------------|-----------------------|--------------|
| 7 | Baldwin Wallace | 150.60 | 494-1 |
| LW: -- | | <i>average 37.65m</i> | 123-6 |
| 28 | Brooke BUCKHANNON SO | 41.35m | 135-8 4/7 |
| 82 | Carol FOSTER FR | 38.24m | 125-5 3/23 |
| 98 | Jillian ROBERTS SO | 37.30m | 122-4 3/17 |
| 240 | Breeanna KARAM SO | 33.71m | 110-7 4/7 |

| | | | |
|----------|-----------------------|-----------------------|--------------|
| 8 | Central (Iowa) | 150.60 | 494-1 |
| LW: -- | | <i>average 37.65m</i> | 123-6 |
| 19 | Gillian STREIT FR | 42.04m | 137-11 4/5 |
| 68 | Kennedy MORRIS FR | 38.74m | 127-1 4/5 |
| 157 | Emily BURT SO | 35.56m | 116-8 4/5 |
| 213 | Lillian SMITHSON SO | 34.26m | 112-5 4/5 |

| | | | |
|----------|----------------------|-----------------------|--------------|
| 9 | UW-Eau Claire | 150.41 | 493-5 |
| LW: -- | | <i>average 37.60m</i> | 123-4 |
| 2 | Erica OAWSTER JR | 46.48m | 152-6 3/23 |
| 118 | Kassandra LUECK SO | 36.62m | 120-1 4/12 |
| 208 | Josie BURNS SR | 34.42m | 112-11 4/12 |
| -- | Kalyssa WATTERS SO | 32.89m | 107-11 4/12 |

| | | | |
|-----------|--------------------|-----------------------|--------------|
| 10 | Aurora | 147.29 | 483-3 |
| LW: -- | | <i>average 36.82m</i> | 120-9 |
| 12 | Hannah MEAGER SR | 43.46m | 142-7 4/7 |
| 159 | Auset KHERU FR | 35.50m | 116-5 4/7 |
| 204 | Katie GONTERMAN FR | 34.52m | 113-3 3/29 |
| 236 | Rakeya MARTIN FR | 33.81m | 110-11 3/29 |

| | | | |
|-----------|---------------------|-----------------------|--------------|
| 11 | UT Tyler | 146.38 | 480-3 |
| LW: -- | | <i>average 36.60m</i> | 120-0 |
| 23 | Katie MOORE FR | 41.73m | 136-11 4/14 |
| 59 | Michaela MCGEARY FR | 39.17m | 128-6 4/14 |
| 90 | Emma SNYDER SO | 37.51m | 123-0 4/14 |
| -- | Baylee COCHRAN SO | 27.97m | 91-9 3/2 |

| | | | |
|-----------|------------------|-----------------------|---------------|
| 12 | Wartburg | 145.37 | 476-11 |
| LW: -- | | <i>average 36.34m</i> | 119-3 |
| 53 | Anna REHBERG SO | 39.39m | 129-2 4/12 |
| 136 | Emma JACOBS FR | 36.22m | 118-10 4/4 |
| 164 | Serina HOVDEN FR | 35.34m | 115-11 4/12 |
| 208 | Dani JOHNSON FR | 34.42m | 112-11 4/4 |

| | | | |
|-----------|-------------------------|-----------------------|--------------|
| 13 | Pacific Lutheran | 144.52 | 474-1 |
| LW: -- | | <i>average 36.13m</i> | 118-6 |
| 73 | Vakeaemanu HUNKIN SO | 38.58m | 126-7 3/24 |
| 148 | Emma PETERS SO | 35.80m | 117-5 3/31 |
| 176 | Neely HARDING SO | 35.18m | 115-5 3/24 |
| 187 | Katelyn BROWN FR | 34.96m | 114-8 3/24 |

| | | | |
|-----------|-------------------|-----------------------|--------------|
| 14 | Manchester | 142.56 | 467-8 |
| LW: -- | | <i>average 35.64m</i> | 116-11 |
| 56 | Jacey CAUHORN SR | 39.30m | 128-11 3/31 |
| 118 | Whitney WHITE SR | 36.62m | 120-1 4/7 |
| 238 | Bailey SEWELL FR | 33.74m | 110-8 4/14 |
| -- | Austin JONES SO | 32.90m | 107-11 3/31 |

| | | | |
|-----------|--------------------|-----------------------|--------------|
| 15 | Otterbein | 142.45 | 467-4 |
| LW: -- | | <i>average 35.61m</i> | 116-10 |
| 7 | Emily FINNEGAN JR | 44.61m | 146-4 4/14 |
| 72 | Mackenzie SWARY JR | 38.59m | 126-7 4/14 |
| 185 | Marie THORNTON SR | 35.05m | 115-0 4/7 |
| -- | Jordan STOLL JR | 24.20m | 79-4 3/30 |

| | | | |
|-----------|--------------------|-----------------------|---------------|
| 16 | Mount Union | 142.32 | 466-11 |
| LW: -- | | <i>average 35.58m</i> | 116-8 |
| 113 | Quinn CROWE SO | 36.73m | 120-6 4/13 |
| 122 | Natalie WINTERS SR | 36.53m | 119-10 4/13 |
| 174 | Bailee KUHN FR | 35.22m | 115-6 3/30 |
| 235 | Danielle ESTER FR | 33.84m | 111-0 3/30 |



2018 Outdoor Track & Field, Week #3

Women's Hammer

| 1 | | Rhode Island College | | 198.17 | 650-2 |
|--------|------------------|----------------------|--------|--------|--------|
| LW: -- | | average 49.54m | | 162-6 | |
| 3 | Chelsea YANG | FR | 53.34m | 175-0 | 4/14 |
| 5 | Destinee BARRETT | SR | 51.84m | 170-1 | 4/14 |
| 39 | Funmibi YUSUFF | SO | 46.71m | 153-3 | 4/7 |
| 47 | Melissa MEIJA | FR | 46.28m | 151-10 | 4/7 |
| 2 | | Dubuque | | 188.11 | 617-2 |
| LW: -- | | average 47.03m | | 154-3 | |
| 13 | Tanasha ATWATER | SR | 50.86m | 166-10 | 4/12 |
| 14 | Rebecca BURMAHL | JR | 50.68m | 166-3 | 4/12 |
| 63 | Lauren EGNARSKI | SR | 45.10m | 147-11 | 4/4 |
| 132 | Shelby LANE | JR | 41.47m | 136-0 | 4/12 |
| 3 | | Carthage | | 186.64 | 612-4 |
| LW: -- | | average 46.66m | | 153-1 | |
| 16 | Mia BENNETT | SR | 50.53m | 165-9 | 4/7 |
| 33 | Sarah SCHMIDT | SO | 47.26m | 155-0 | 4/7 |
| 52 | Elizabeth WILLIS | SO | 45.97m | 150-10 | 4/13 |
| 99 | Alicia NICOLAU | SR | 42.88m | 140-8 | 4/13 |
| 4 | | Oberlin | | 186.49 | 611-10 |
| LW: -- | | average 46.62m | | 152-11 | |
| 10 | Ana RICHARDSON | SR | 51.22m | 168-0 | 4/14 |
| 26 | Maya ENGLISH | SO | 48.24m | 158-3 | 4/14 |
| 40 | Jasmine KEEGAN | SO | 46.67m | 153-1 | 4/14 |
| 171 | Cecelia LONGO | SO | 40.36m | 132-5 | 4/14 |
| 5 | | UW-Stout | | 186.06 | 610-5 |
| LW: -- | | average 46.52m | | 152-7 | |
| 1 | Lydia MEIER | SR | 58.95m | 193-5 | 3/16 |
| 12 | Kayla PABST | SR | 50.97m | 167-2 | 3/16 |
| 165 | Kami SAWTELLE | FR | 40.49m | 132-10 | 3/16 |
| -- | Alyson WILCOX | JR | 35.65m | 116-11 | 4/12 |
| 6 | | Loras | | 179.98 | 590-6 |
| LW: -- | | average 45.00m | | 147-7 | |
| 24 | Esther JOHNSON | JR | 48.78m | 160-0 | 4/12 |
| 59 | Carly FISCHER | FR | 45.39m | 148-11 | 3/28 |
| 85 | Savannah NESVIK | JR | 43.59m | 143-0 | 3/28 |
| 112 | Michelle BUDDEN | SO | 42.22m | 138-6 | 3/28 |
| 7 | | Manchester | | 176.31 | 578-5 |
| LW: -- | | average 44.08m | | 144-7 | |
| 34 | Kara BREUCKMAN | SR | 47.23m | 154-11 | 3/31 |
| 69 | Austin JONES | SO | 44.57m | 146-2 | 4/7 |
| 80 | Jacey CAUHORN | SR | 43.82m | 143-9 | 3/31 |
| 158 | Katlyn KENNEDY | SO | 40.69m | 133-6 | 4/14 |
| 8 | | UT Tyler | | 174.94 | 573-11 |
| LW: -- | | average 43.74m | | 143-6 | |
| 23 | Lexie PETTY | SO | 48.81m | 160-1 | 4/14 |
| 90 | Baylee COCHRAN | SO | 43.36m | 142-3 | 3/23 |
| 113 | Michaela MCGEARY | FR | 42.20m | 138-5 | 3/2 |
| 162 | Sydney MAKOWSKI | SO | 40.57m | 133-1 | 4/14 |

| 9 | | Nebraska Wesleyan | | 172.67 | 566-6 |
|--------|--------------------|----------------------|--------|--------|-------|
| LW: -- | | average 43.17m | | 141-7 | |
| 20 | Jodi KOELLNER | SR | 48.87m | 160-4 | 4/13 |
| 68 | Maddie FITZGIBBONS | JR | 44.71m | 146-8 | 4/13 |
| 147 | Linnaea KONFRST | SO | 40.99m | 134-5 | 4/13 |
| 247 | Dayton DOLINCHECK | SO | 38.10m | 125-0 | 4/13 |
| 10 | | Ithaca | | 172.65 | 566-5 |
| LW: -- | | average 43.16m | | 141-7 | |
| 43 | Caitlin NOONAN | SR | 46.50m | 152-6 | 4/13 |
| 53 | Charis LU | SR | 45.95m | 150-9 | 4/13 |
| 86 | Kendall WELLAUER | SO | 43.56m | 142-11 | 3/31 |
| -- | Ariyahna BERNARD | FR | 36.64m | 120-2 | 4/13 |
| 11 | | Stockton | | 172.02 | 564-4 |
| LW: -- | | average 43.01m | | 141-1 | |
| 42 | Emily HIGBEE | SR | 46.60m | 152-10 | 4/6 |
| 78 | Isabel BARSCH | JR | 43.99m | 144-4 | 4/13 |
| 114 | Charlotte LEON | FR | 42.19m | 138-5 | 4/6 |
| 204 | Allyson PANIKOWSKI | SR | 39.24m | 128-9 | 4/13 |
| 12 | | Baldwin Wallace | | 171.97 | 564-2 |
| LW: -- | | average 42.99m | | 141-0 | |
| 17 | Brooke BUCKHANNON | SO | 50.49m | 165-7 | 4/14 |
| 36 | Madeline ZICCARDI | SR | 47.01m | 154-2 | 4/14 |
| -- | Jillian ROBERTS | SO | 37.37m | 122-7 | 3/17 |
| -- | Madison PHILLIPS | SR | 37.10m | 121-8 | 3/17 |
| 13 | | Brockport | | 171.51 | 562-8 |
| LW: -- | | average 42.88m | | 140-8 | |
| 7 | Victoire KOTHOR | SR | 51.82m | 170-0 | 4/14 |
| 152 | Lelly HOOSE | JR | 40.84m | 134-0 | 3/31 |
| 157 | Olivia GEORGE | FR | 40.71m | 133-6 | 4/14 |
| 244 | Carly ANTONUCCI | FR | 38.14m | 125-1 | 4/14 |
| 14 | | UW-La Crosse | | 168.79 | 553-9 |
| LW: -- | | average 42.20m | | 138-5 | |
| 62 | Mackenzie BOEHLKE | FR | 45.28m | 148-6 | 4/12 |
| 64 | Brianna SCHYVINCK | SO | 44.95m | 147-5 | 4/12 |
| 82 | Kara GILMEISTER | SO | 43.77m | 143-7 | 4/12 |
| -- | Julie FLEEGAL | FR | 34.79m | 114-1 | 4/12 |
| 15 | | Defiance | | 168.67 | 553-4 |
| LW: -- | | average 42.17m | | 138-4 | |
| 32 | Hannah WILLIAMS | SR | 47.30m | 155-2 | 4/14 |
| 100 | Brooke WAIDELICH | SR | 42.87m | 140-7 | 3/17 |
| 143 | Madison BOWMAN | SO | 41.07m | 134-9 | 3/23 |
| -- | Cassidy SANTEN | SR | 37.43m | 122-9 | 4/14 |
| 16 | | Case Western Reserve | | 168.05 | 551-4 |
| LW: -- | | average 42.01m | | 137-10 | |
| 31 | Nimi GUPTA | SR | 47.59m | 156-1 | 4/14 |
| 106 | Marina YU | SO | 42.65m | 139-11 | 4/14 |
| 163 | Emma HAMMELEF | FR | 40.52m | 132-11 | 4/14 |
| -- | Chanel DORE | SO | 37.29m | 122-4 | 3/16 |



2018 Outdoor Track & Field, Week #3

Women's Javelin

1 **George Fox** 152.08 498-11

LW: -- average 38.02m 124-9

| | | | | | |
|----|-----------------------|----|--------|--------|------|
| 13 | Annie WRIGHT | JR | 40.18m | 131-10 | 3/22 |
| 34 | Demi GUILD | FR | 38.15m | 125-2 | 3/22 |
| 44 | Elizabeth CRUICKSHANK | JR | 37.63m | 123-5 | 3/22 |
| 69 | Haley STROWBRIDGE | SO | 36.12m | 118-6 | 3/10 |

2 **Pacific Lutheran** 149.47 490-4

LW: -- average 37.37m 122-7

| | | | | | |
|-----|----------------|----|--------|--------|------|
| 6 | Machaela GRADY | SR | 41.98m | 137-8 | 3/31 |
| 36 | Olga MOGEN | JR | 38.00m | 124-8 | 3/2 |
| 65 | Carlie KILCUP | SO | 36.31m | 119-1 | 3/10 |
| 142 | Emma PETERS | SO | 33.18m | 108-10 | 3/10 |

3 **Middlebury** 146.81 481-8

LW: -- average 36.70m 120-5

| | | | | | |
|----|----------------|----|--------|--------|------|
| 32 | Devon PLAYER | SR | 38.44m | 126-1 | 4/7 |
| 43 | Julia LOTHROP | JR | 37.65m | 123-6 | 3/24 |
| 73 | Helene ROWLAND | SO | 35.92m | 117-10 | 3/31 |
| 97 | Rebecca GORMAN | SO | 34.80m | 114-2 | 4/14 |

4 **Whitworth** 140.68 461-6

LW: -- average 35.17m 115-4

| | | | | | |
|-----|---------------|----|--------|--------|------|
| 17 | Isabel CLARK | JR | 39.82m | 130-7 | 3/17 |
| 77 | Sarah COOL | SO | 35.73m | 117-2 | 3/17 |
| 106 | Kayla BRASE | SR | 34.41m | 112-10 | 4/9 |
| 227 | Taya DEFRANCE | SO | 30.72m | 100-9 | 3/3 |

5 **Calvin** 140.36 460-6

LW: -- average 35.09m 115-1

| | | | | | |
|-----|-------------------|----|--------|--------|------|
| 7 | Allison ROZELL | SO | 41.67m | 136-8 | 3/23 |
| 25 | Brooke VAN LENTEN | FR | 38.91m | 127-8 | 3/23 |
| 233 | Annaka EDIGER | FR | 30.56m | 100-3 | 4/13 |
| -- | Annika STAAL | SO | 29.22m | 95-10½ | 3/23 |

6 **Connecticut College** 139.75 458-6

LW: -- average 34.94m 114-7

| | | | | | |
|-----|-----------------|----|--------|--------|------|
| 12 | Aly SAPERSTEIN | SR | 40.19m | 131-10 | 4/14 |
| 49 | Olivia VENER | SR | 37.36m | 122-7 | 3/31 |
| 170 | Emily SENATORE | JR | 32.48m | 106-6 | 4/14 |
| -- | Shannon KENNEDY | JR | 29.72m | 97-6% | 4/14 |

7 **Linfield** 139.41 457-4

LW: -- average 34.85m 114-4

| | | | | | |
|----|-----------------------|----|--------|-------|------|
| 18 | Dana BROOKS | FR | 39.68m | 130-2 | 3/24 |
| 85 | Maddie SHIRLEY | JR | 35.29m | 115-9 | 3/2 |
| 88 | Morgan CHAMBERLAIN | SO | 35.12m | 115-2 | 3/17 |
| -- | Mehana SABADO-HALPERN | JR | 29.32m | 96-2½ | 4/9 |

8 **Dubuque** 135.70 445-2

LW: -- average 33.93m 111-3

| | | | | | |
|-----|-------------------|----|--------|--------|------|
| 4 | Abigail WILLIS | SR | 43.44m | 142-6 | 4/12 |
| 133 | Kelsey BETTHAUSER | JR | 33.52m | 109-11 | 4/12 |
| 246 | Aleyha SLATTER | JR | 30.21m | 99-1½ | 4/4 |
| -- | Hailey SCHWENKER | FR | 28.53m | 93-7% | 4/12 |

9 **Rutgers-Camden** 133.87 439-2

LW: -- average 33.47m 109-9

| | | | | | |
|-----|-------------------|----|--------|--------|------|
| 60 | Jordan ERSKINE | SO | 36.57m | 119-11 | 4/6 |
| 110 | Kyleigh STEVENSON | SO | 34.29m | 112-6 | 4/13 |
| 193 | Lorraine MAHONEY | FR | 31.54m | 103-5 | 4/6 |
| 198 | Nicole DEMARCO | SO | 31.47m | 103-3 | 3/31 |

10 **UW-La Crosse** 132.79 435-8

LW: -- average 33.20m 108-11

| | | | | | |
|-----|-----------------|----|--------|-------|------|
| 53 | Amanda SABOURIN | FR | 37.12m | 121-9 | 4/12 |
| 96 | Sarah GILLES | SR | 34.83m | 114-3 | 4/12 |
| 187 | Kaitlyn GANRUDE | JR | 31.85m | 104-6 | 4/12 |
| -- | Betsy SCHREIER | JR | 28.99m | 95-1½ | 4/12 |

11 **Stockton** 131.48 431-4

LW: -- average 32.87m 107-10

| | | | | | |
|-----|--------------------|----|--------|--------|------|
| 68 | Emily HIGBEE | SR | 36.17m | 118-8 | 4/13 |
| 114 | Victoria CAIAZZO | JR | 34.10m | 111-10 | 3/31 |
| 173 | Brianna FIORENTINO | FR | 32.21m | 105-8 | 4/13 |
| -- | Dana BIBEALULT | SO | 29.00m | 95-1½ | 4/13 |

12 **Johns Hopkins** 130.21 427-2

LW: -- average 32.55m 106-9

| | | | | | |
|-----|------------------|----|--------|--------|------|
| 16 | Veronica MONTANE | FR | 40.00m | 131-3 | 4/14 |
| 135 | Kelsey HARPER | SR | 33.50m | 109-11 | 4/14 |
| 242 | Jenn SU | SR | 30.37m | 99-7% | 4/12 |
| -- | Maya HAMMONDS | JR | 26.34m | 86-5 | 3/30 |

13 **Luther** 129.87 426-1

LW: -- average 32.47m 106-6

| | | | | | |
|-----|----------------|----|--------|-------|------|
| 116 | Sarah HOLTZ | SO | 34.02m | 111-7 | 4/12 |
| 119 | Jessica JUNKER | FR | 33.95m | 111-4 | 4/12 |
| 177 | Aubrey HIGHUM | SO | 32.01m | 105-0 | 4/5 |
| -- | Morgan SAMMONS | SR | 29.89m | 98-¾ | 4/5 |

14 **Illinois Wesleyan** 129.20 423-10

LW: -- average 32.30m 105-11

| | | | | | |
|-----|------------------|----|--------|--------|------|
| 8 | Karly GOODMAN | SR | 40.82m | 133-11 | 4/7 |
| 147 | Rebekah EHRESMAN | SR | 33.06m | 108-5 | 4/14 |
| -- | Sydni MCSTRAVICK | SO | 28.54m | 93-7% | 4/14 |
| -- | Susan TONIN | SR | 26.78m | 87-10½ | 4/7 |

15 **TCNJ** 128.93 423-0

LW: -- average 32.23m 105-9

| | | | | | |
|-----|-------------------|----|--------|--------|------|
| 45 | Stephanie WOLFER | JR | 37.59m | 123-4 | 4/14 |
| 160 | Jane BEIERMEISTER | FR | 32.79m | 107-7 | 4/14 |
| 205 | Megan SCHERER | FR | 31.36m | 102-10 | 4/6 |
| -- | Kristin LANGE | FR | 27.19m | 89-2½ | 4/6 |

16 **UW-Whitewater** 128.62 421-11

LW: -- average 32.16m 105-6

| | | | | | |
|-----|----------------|----|--------|-------|------|
| 109 | Brittany SYKES | JR | 34.33m | 112-7 | 4/12 |
| 182 | Riikka VARJUS | FR | 31.93m | 104-9 | 4/12 |
| 190 | Emery PODOWICZ | FR | 31.79m | 104-3 | 4/12 |
| 232 | Alexis EWING | SO | 30.57m | 100-3 | 4/12 |



2018 Outdoor Track & Field, Week #3

Women's Heptathlon

| | | |
|----------|------------------|----------------------|
| 1 | Whitworth | 17,445 |
| LW: -- | | <i>average 4,361</i> |

| | | | | |
|----|----------------|----|-------|-----|
| 2 | Isabel CLARK | JR | 4,704 | 4/9 |
| 13 | Kayla BRASE | SR | 4,328 | 4/9 |
| 15 | Sarah COOL | SO | 4,304 | 4/9 |
| 18 | Sarah MARTINEZ | SR | 4,109 | 4/9 |

| | | |
|----------|----------------------|----------------------|
| 2 | Johns Hopkins | 15,755 |
| LW: -- | | <i>average 3,939</i> |

| | | | | |
|----|-----------------|----|-------|------|
| 7 | Jenn SU | SR | 4,405 | 4/12 |
| 8 | Maya HAMMONDS | JR | 4,397 | 4/12 |
| 44 | Cat WAIN | JR | 3,539 | 4/12 |
| 53 | Annie GUTIERREZ | FR | 3,414 | 4/12 |

| | | |
|----------|-----------------------|----------------------|
| 3 | Central (Iowa) | 14,421 |
| LW: -- | | <i>average 3,605</i> |

| | | | | |
|----|-------------------|----|-------|------|
| 19 | Mary GRAY | FR | 4,095 | 3/29 |
| 26 | Kiki PINGEL | FR | 3,978 | 3/29 |
| 52 | Merissa LARSON | JR | 3,417 | 3/29 |
| 66 | Courtney KRUTHOFF | FR | 2,931 | 3/29 |

| | | |
|----------|--------------|----------------------|
| 4 | Utica | 11,938 |
| LW: -- | | <i>average 2,985</i> |

| | | | | |
|----|--------------------|----|-------|------|
| 42 | Shannon GLEASON | FR | 3,584 | 4/12 |
| 49 | Brittany CHARLONNE | JR | 3,459 | 4/12 |
| 55 | Stephanie FEATHERS | FR | 3,361 | 4/12 |
| 82 | Katelyn DIVICCARO | FR | 1,534 | 4/12 |

| | | |
|----------|------------------|----------------------|
| 5 | Fontbonne | 9,690 |
| LW: -- | | <i>average 2,423</i> |

| | | | | |
|----|----------------|----|-------|------|
| 72 | Katie GOSSER | SO | 2,837 | 3/23 |
| 74 | Emily BAY | SO | 2,680 | 3/23 |
| 78 | Jaylah JONES | SO | 2,100 | 3/23 |
| 79 | Colleen GOSSER | SO | 2,073 | 3/23 |