



2018 Outdoor Track & Field, Week #4

Men's 100 Meters

Rank	Team	Time	Wind	Heat	Notes
1	UW-La Crosse	43.75			
LW: -- average 10.94					
24	Ernest WINTERS	SR	10.79w	(2.5)	4/12
33	Josh KOENECKE	FR	10.82	(-0.4)	4/12
86	Jim HOESLEY	SO	10.99	(1.1)	4/21
193	Rob WILLISON	SO	11.15w	(2.2)	4/12
2	Texas Lutheran	43.87			
LW: -- average 10.97					
20	Paris FOSTER	SO	10.77w	(3.1)	3/31
81	Bryce JOHNSON	SR	10.98w	(3.6)	3/23
109	Michael WONG	FR	11.03w	(2.3)	3/31
143	Eli AUGUSTA	FR	11.09w	(2.3)	3/31
3	George Fox	43.89			
LW: -- average 10.97					
17	Vernon LOTT	SR	10.75	(0.1)	3/22
56	Kenny MAY	JR	10.91	(0.1)	3/22
81	Colin HYATT	SO	10.98	(0.1)	3/22
--	Chris POLK	JR	11.25	(-0.1)	3/10
4	Virginia Wesleyan	43.90			
LW: -- average 10.98					
12	Jordan ARD	FR	10.71	(1.6)	4/20
66	Curtis DUDLEY	SO	10.94w	(2.7)	4/5
101	Keyontae NORFLEET	SO	11.02	(0.4)	3/31
--	Armon ARDILA	JR	11.23	(0.4)	3/31
5	UMass Boston	43.93			
LW: -- average 10.98					
7	Dominic NDA	SR	10.67w	(3.6)	3/16
137	Bless AMEDOADZI	JR	11.08w	(2.2)	3/16
137	Garth MIRIYOGA	SR	11.08	(1.1)	4/14
155	Stefan POWELL	SO	11.10	(1.1)	4/14
6	Hope	43.96			
LW: -- average 10.99					
1	Justin FREEMAN	JR	10.56w	(2.7)	3/23
129	Adam HOWARD	SO	11.07w	(3.6)	4/7
143	Emmanuel HARINDA	SO	11.09w	(3.6)	4/7
--	Korey DERR	SO	11.24	(0.4)	4/7
7	East Texas Baptist	44.02			
LW: -- average 11.01					
43	Roderick MONROE	SO	10.88w	(3.6)	3/23
69	Mathew BARRY	SR	10.95w	(3.6)	3/23
117	Detaveon LEWIS	FR	11.05w	(4.0)	4/20
183	Xavier MONTGOMERY	JR	11.14w	(4.0)	4/20
8	Sul Ross State	44.03			
LW: -- average 11.01					
35	Jermaine STEVENS	SR	10.83w	(3.1)	3/31
86	Will GREAR	FR	10.99w	(3.4)	4/13
129	Luis URIAS	SO	11.07w	(4.0)	4/5
183	Mark VENEGAS	FR	11.14w	(2.6)	4/20
8	UW-Oshkosh	44.03			
LW: -- average 11.01					
20	Erik SCHWANDT	FR	10.77	(0.2)	4/21
101	Ryan POWERS	JR	11.02	(0.1)	4/12
122	Robert OGBULI	FR	11.06	(-0.2)	4/21
230	Nolan PETERSON	SR	11.18w	(3.1)	4/21
10	Pacific Lutheran	44.06			
LW: -- average 11.02					
4	Carson KETTER	JR	10.64	(1.4)	3/24
71	Richard JOHNSON	SR	10.96	(1.4)	3/24
117	Garrett HITTNER	SR	11.05	(1.4)	3/24
--	Cody BARNETT	FR	11.41	(2.0)	3/24
11	Dubuque	44.07			
LW: -- average 11.02					
43	Kyle THOMAS	FR	10.88	(0.7)	4/12
109	Isaiah ELLIS	JR	11.03	(0.5)	4/21
113	Maurice CUSHION-LEWIS	SO	11.04w	(2.5)	4/21
169	Jeremiah STEED	FR	11.12w	(2.5)	4/21
11	Rowan	44.07			
LW: -- average 11.02					
71	Shai MUMFORD	JR	10.96	(-1.9)	4/6
99	Jonathan RAMIREZ	SR	11.01w	(2.4)	3/15
113	Julian PRATT	SO	11.04	(0.1)	4/13
122	Steven JONES	SR	11.06	(-0.4)	3/15
13	Tufts	44.09			
LW: -- average 11.02					
48	Anthony KARDONSKY	JR	10.89	(0.8)	4/7
101	Thomas MILLER	JR	11.02	(1.4)	4/14
143	Brandon LEVENSTEIN	JR	11.09	(1.5)	3/24
143	Robert JONES	SO	11.09	(1.4)	4/14
14	Redlands	44.11			
LW: -- average 11.03					
12	Luke BOHLINGER	JR	10.71w	(2.7)	3/3
64	MJ WHEELER	FR	10.93w	(2.6)	3/16
--	Domanick MURRAY	FR	11.21	(0.0)	4/14
--	Anthony RAZO	FR	11.26	(-0.2)	3/31
15	Occidental	44.14			
LW: -- average 11.04					
64	Tyler WEBB	SO	10.93	(-0.4)	4/14
78	Hugh PEGAN	SR	10.97w	(2.1)	3/16
129	Chris TORIBIO	JR	11.07	(-0.2)	3/31
218	Rio CHIBA	JR	11.17	(0.9)	3/10
16	Nebraska Wesleyan	44.25			
LW: -- average 11.06					
35	Mamer MAMER	JR	10.83	(0.6)	4/13
137	Malik MORRIS	SR	11.08	(0.6)	4/13
193	Craig TIMMONS	SR	11.15	(0.4)	4/21
241	Christian KWAMBAMBA	FR	11.19	(2.0)	4/13



2018 Outdoor Track & Field, Week #4

Men's 200 Meters

1	George Fox	1:27.42
LW: --		average 21.86
5	Vernon LOTT SR	21.47 (1.3) 4/20
22	Kenny MAY JR	21.73 (1.3) 4/20
54	Colin HYATT SO	21.99 (0.2) 3/22
107	Chris POLK JR	22.23 (0.3) 3/10

2	Rowan	1:28.12
LW: --		average 22.03
12	Shai MUMFORD JR	21.53w (2.1) 4/13
37	Francis TERRY SO	21.82w (3.1) 3/15
90	Jonathan RAMIREZ SR	22.17w (3.1) 3/15
237	Justin BISHOP FR	22.60 (-0.6) 4/6

3	Pacific Lutheran	1:28.29
LW: --		average 22.07
7	Carson KETTER JR	21.48 (1.3) 4/20
28	Garrett HITTNER SR	21.78 (1.3) 4/20
98	Richard JOHNSON SR	22.21 (1.3) 4/20
--	Myles BARROW JR	22.82w (3.4) 4/14

4	Dubuque	1:28.35
LW: --		average 22.09
25	Kyle THOMAS FR	21.75 (1.3) 4/21
77	Jeremiah STEED FR	22.12 (1.8) 4/21
88	Colfay POINTER SO	22.16 (1.3) 4/21
127	Isaiah ELLIS JR	22.32 (1.3) 4/21

5	Redlands	1:28.45
LW: --		average 22.11
8	Luke BOHLINGER JR	21.49 (1.4) 4/14
86	MJ WHEELER FR	22.15 (0.3) 3/31
147	Nick BURCHETT JR	22.40 (1.7) 3/16
151	Domanick MURRAY FR	22.41 (1.4) 4/14

6	Middlebury	1:28.45
LW: --		average 22.11
13	Nick HENDRIX SO	21.54 (1.6) 3/24
28	Jimmy MARTINEZ JR	21.78 (1.6) 3/24
216	Jackson BOCK SR	22.56w (2.4) 3/24
222	William ROBERTSON FR	22.57w (4.0) 4/21

7	UW-La Crosse	1:28.70
LW: --		average 22.18
35	Josh KOENECKE FR	21.81w (2.5) 4/12
104	Jim HOESLEY SO	22.22 (0.5) 4/12
117	Seth HOLDEN FR	22.28w (2.1) 4/21
146	Troy DEBRUIN SO	22.39w (2.1) 4/21

8	Christopher Newport	1:28.74
LW: --		average 22.19
19	Ryan SCOTT SR	21.65w (2.5) 4/14
43	Kurt WALLER SO	21.92w (4.0) 4/5
183	Rashon WALKER FR	22.50 (1.1) 4/20
--	Brandon BERRY FR	22.67 (1.1) 4/20

9	Virginia Wesleyan	1:28.77
LW: --		average 22.19
21	Jordan ARD FR	21.72w (2.1) 4/14
33	Keyontae NORFLEET SO	21.80 (0.0) 3/31
233	Armon ARDILA JR	22.59 (-0.2) 3/31
--	Curtis DUDLEY SO	22.66 (-0.4) 4/20

10	Occidental	1:28.81
LW: --		average 22.20
46	Hugh PEGAN SR	21.95 (1.6) 3/16
55	Rio CHIBA JR	22.00w (2.2) 4/14
147	Tyler WEBB SO	22.40w (2.2) 4/14
168	Charles MARKS FR	22.46 (0.7) 4/7

11	Texas Lutheran	1:28.86
LW: --		average 22.22
51	Michael WONG FR	21.97 (1.8) 3/31
68	Paris FOSTER SO	22.06 (1.6) 3/31
121	Eli AUGUSTA FR	22.29 (1.8) 3/31
202	Christopher MONROE FR	22.54 (1.8) 3/31

12	Mount Union	1:28.93
LW: --		average 22.23
61	A.J. DIGBY SO	22.04w (2.2) 4/20
95	James ROTH SO	22.20 (0.4) 4/13
98	Louis BERRY JR	22.21 (0.0) 4/13
175	Jalen MCGILL SR	22.48 (0.5) 4/13

13	Nebraska Wesleyan	1:28.93
LW: --		average 22.23
16	Mamer MAMER JR	21.61w (3.3) 4/13
82	Craig TIMMONS SR	22.14w (3.3) 4/13
222	Trent KOEHLER SO	22.57w (4.0) 4/5
246	Michael MERICAL SO	22.61 (1.3) 4/21

14	Trinity (Texas)	1:28.98
LW: --		average 22.25
40	Christian MATTA FR	21.87w (2.1) 4/13
66	Blair WALKER JR	22.05w (3.5) 4/13
134	Raphael MARTIN SO	22.35w (3.5) 4/13
--	Christopher STEWART FR	22.71 (0.3) 4/7

15	Illinois College	1:29.11
LW: --		average 22.28
57	Gregary CROSS JR	22.01 (0.8) 4/14
59	Brett PEIFER JR	22.03 (0.5) 4/14
154	Chris MOORE JR	22.43 (-0.3) 4/20
--	Nife WILLIAMS SO	22.64 (-0.4) 4/20

16	UW-Stevens Point	1:29.13
LW: --		average 22.28
1	Calden WOJT SO	21.17 (0.5) 4/7
183	Evan TORGERSON FR	22.50 (1.5) 4/20
--	Noah SCHEER JR	22.72 (1.8) 4/20
--	Vince JOLLIFFE SO	22.74 (1.7) 4/12



2018 Outdoor Track & Field, Week #4

Men's 400 Meters

1	Bethel (Minn.)	3:16.24		
LW: --		average 49.06		
2	Karl OLSEN	JR 47.47		4/20
9	Carl KLAMM	JR 48.04		4/20
56	Isaac ERICKSON	SO 49.28		4/12
--	Brandon LOVERUDE	FR 51.45		4/20
2	UW-Eau Claire	3:16.73		
LW: --		average 49.18		
14	Dietrich SCHWOERER	FR 48.32		4/12
31	KJ MUNN	SO 48.87		4/21
89	Hunter HENK	SO 49.68		4/12
117	Brandon CHRISTNOVICH	JR 49.86		4/21
3	Rowan	3:16.88		
LW: --		average 49.22		
12	Francis TERRY	SO 48.22		4/20
54	Jamil JACKSON	SR 49.27		4/20
87	Vincent DELLE	FR 49.65		4/13
95	Justin BISHOP	FR 49.74		3/15
4	Texas Lutheran	3:17.05		
LW: --		average 49.26		
4	Marquis BROWN	SR 47.75		3/22
54	Eli AUGUSTA	FR 49.27		3/22
97	Zach VELASQUEZ	SR 49.76		4/13
177	Michael WONG	FR 50.27		3/22
5	Mount Union	3:17.21		
LW: --		average 49.30		
16	A.J. DIGBY	SO 48.39		4/7
49	James ROTH	SO 49.21		4/7
102	Tyler NEFF	SR 49.78		4/13
112	Clark ETZLER	JR 49.83		4/13
6	Middlebury	3:17.48		
LW: --		average 49.37		
6	Jimmy MARTINEZ	JR 47.78		3/24
74	James MULLIKEN	SR 49.56		4/21
134	William ROBERTSON	FR 49.96		3/24
168	Josh HOWARD	JR 50.18		3/31
7	Occidental	3:18.89		
LW: --		average 49.72		
20	Rio CHIBA	JR 48.49		3/31
52	Charles MARKS	FR 49.24		3/31
158	Caldwell BIDDLE	JR 50.10		4/14
--	Ethan VU	SR 51.06		4/7
8	Augustana (Ill.)	3:18.94		
LW: --		average 49.74		
36	Alex LAMENDOLA	SR 48.96		4/20
46	Kyle HUCKER	SR 49.18		3/29
188	Andrew ADAMS	SR 50.40		4/20
188	Jeffrey SWANSON	SR 50.40		4/7
9	George Fox	3:18.97		
LW: --		average 49.74		
13	Chris POLK	JR 48.27		4/20
86	Jack AMMON	FR 49.64		3/10
143	Alex CANCHOLA	SR 50.00		3/22
--	Thomas HUGHES	JR 51.06		3/22
10	Carleton	3:19.40		
LW: --		average 49.85		
81	Zach KULSTAD	FR 49.62		3/23
101	Joey COOK-GALLARDO	SO 49.77		3/17
125	Bryan RICHTER	SO 49.91		3/23
158	Ben SCHWARTZ	SO 50.10		3/23
11	UW-Stevens Point	3:19.55		
LW: --		average 49.89		
15	Evan TORGERSON	FR 48.36		4/12
113	Noah SCHEER	JR 49.84		4/12
223	Matt CIESLAK	FR 50.63		4/20
242	Travis WOLLENBERG	JR 50.72		4/20
12	North Central (Ill.)	3:19.76		
LW: --		average 49.94		
65	Ben NORDMAN	SR 49.46		4/21
78	Michael STANLEY	FR 49.59		3/31
154	Daniel SPACCAPANICCIA	SR 50.09		4/7
221	Maceo FINDLAY	SO 50.62		4/7
13	UW-Whitewater	3:19.84		
LW: --		average 49.96		
70	Alec MASTERS	SO 49.50		4/12
108	Colton TISDALL	FR 49.81		4/12
151	Logan ZEIEN	SR 50.05		4/12
194	Luke SUTHERLAND	FR 50.48		4/12
13	Washington and Lee	3:19.84		
LW: --		average 49.96		
28	Donovan FIORE	SO 48.79		4/20
117	Carter HUFFMAN	JR 49.86		4/20
154	Micah WILSON	FR 50.09		4/20
--	Alexander CAINES	FR 51.10		4/20
15	Washington (Mo.)	3:19.85		
LW: --		average 49.96		
58	John Harry WAGNER	FR 49.31		4/14
139	Jason SINGER	JR 49.99		4/14
146	Eddie WINTERGALEN	JR 50.03		3/31
202	Jon FLEMING	SO 50.52		3/31
15	WPI	3:19.85		
LW: --		average 49.96		
72	Alex RUS	SO 49.54		4/14
77	Paul-Henry SCHOENHAGEN	SR 49.58		4/14
106	Warren STAVER	SR 49.80		3/31
--	Benjamin STEEVES	FR 50.93		4/14



2018 Outdoor Track & Field, Week #4

Men's 800 Meters

1	Middlebury	7:37.09
LW: --		average 1:54.27

5	Kevin SERRAO	SR	1:51.96	3/31
32	James MULLIKEN	SR	1:53.74	3/31
70	Nathan HILL	SO	1:55.28	4/21
105	Sawyer TADANO	FR	1:56.11	4/21

2	Greenville	7:38.03
LW: --		average 1:54.51

7	Andrew SHARP	SR	1:52.16	4/20
26	Nathan POTTS	SR	1:53.34	4/14
58	Jaylen SHELTON	SR	1:54.89	4/20
219	John MANGOLD	JR	1:57.64	4/7

3	Christopher Newport	7:38.32
LW: --		average 1:54.58

2	Cullen MONAHAN	JR	1:51.13	4/20
12	Cavanaugh MCGAW	SO	1:52.66	4/20
178	Peyton ARTZ	JR	1:57.15	4/20
197	Jason PUTNAM	SO	1:57.38	4/20

4	Washington (Mo.)	7:38.48
LW: --		average 1:54.62

31	John Harry WAGNER	FR	1:53.50	4/20
36	Nick MATTEUCCI	SO	1:53.92	4/20
49	Thomas GALES	SR	1:54.57	4/20
132	Jon FLEMING	SO	1:56.49	4/20

5	Williams	7:38.96
LW: --		average 1:54.74

11	Kevin LAFLECHE	SO	1:52.62	3/31
51	Tristan COLAIZZI	SO	1:54.64	3/31
76	Nick GANNON	SO	1:55.51	4/21
109	Benjamin HEARON	SO	1:56.19	4/21

6	Wartburg	7:39.02
LW: --		average 1:54.76

6	Casey ROBERTS	JR	1:52.14	4/12
40	Cody SNIDER	SR	1:54.16	4/18
112	Sam MCMICHAEL	JR	1:56.22	4/21
133	Sam LORIMER	FR	1:56.50	3/28

7	Pomona-Pitzer	7:39.30
LW: --		average 1:54.82

9	Carter FLOYD	FR	1:52.37	4/19
71	Kellen BROWNING	SO	1:55.40	4/19
84	Nathan GALLATIN	JR	1:55.75	4/14
86	Ian EMLET	FR	1:55.78	4/7

8	UW-Stevens Point	7:39.61
LW: --		average 1:54.90

24	Nico LABRACKE	SO	1:53.22	4/12
53	Nick LAWSON	SO	1:54.71	4/12
74	Travis WOLLENBERG	JR	1:55.49	4/12
109	Alex EGBERT	JR	1:56.19	4/20

9	Central (Iowa)	7:40.27
LW: --		average 1:55.07

14	Kyle PAPE	JR	1:52.88	4/19
78	Preston KIZER	SO	1:55.58	4/19
85	Jon SPECHT	SO	1:55.76	4/19
101	Mark FAIRLEY	SR	1:56.05	3/29

10	Calvin	7:42.03
LW: --		average 1:55.51

64	Noah BUTEYN	SR	1:55.10	4/20
66	James JENINGA	JR	1:55.14	4/20
90	Luke PETERSON	JR	1:55.85	4/20
96	Ethan VALENTINE	SR	1:55.94	3/23

11	UW-Whitewater	7:42.39
LW: --		average 1:55.60

8	Brian KUEHL	FR	1:52.31	4/12
41	Alec MEIXELSPERGER	SR	1:54.23	4/12
174	Clinton WOERISHOFER	SO	1:57.13	4/12
--	Kiley LOFY	SO	1:58.72	4/20

12	Tufts	7:42.64
LW: --		average 1:55.66

33	Hiroto WATANABE	JR	1:53.81	4/14
82	Matt D'ANIERI	SO	1:55.69	3/24
95	Christian SWENSON	JR	1:55.92	3/24
180	Dylan MCENIRY	SO	1:57.22	3/17

13	George Fox	7:42.88
LW: --		average 1:55.72

19	Jack AMMON	FR	1:53.07	3/30
43	Christian PARR	SR	1:54.30	3/22
195	Brendon HENKEL	SO	1:57.35	3/22
--	Romare ASHFORD	SO	1:58.16	4/14

14	Coast Guard	7:44.30
LW: --		average 1:56.08

58	Josiah DAVIS	FR	1:54.89	4/14
65	Benjamin TAMINGER	JR	1:55.11	4/7
103	Brett FOSTER	FR	1:56.06	4/7
--	Sydney JOHNSON	JR	1:58.24	4/14

15	Carnegie Mellon	7:44.58
LW: --		average 1:56.14

44	Isaac MILLS	JR	1:54.34	4/14
121	Liam WALSH	SO	1:56.33	4/14
126	Arthur DZIENISZEWSKI	FR	1:56.39	3/16
210	Mark MOODY	JR	1:57.52	3/31

16	North Central (Ill.)	7:44.92
LW: --		average 1:56.23

54	Chris SUDA	SO	1:54.77	4/21
55	Brendon SEBASTIAN	FR	1:54.81	3/31
141	Jonah PENNINGROTH	SO	1:56.59	3/31
--	Chris BUECHNER	JR	1:58.75	3/31



2018 Outdoor Track & Field, Week #4

Men's 1500 Meters

1	SUNY Geneseo	15:39.6		
LW: --		average 3:54.90		
1	Isaac GARCIA-CASSANI	SR 3:43.47c	(4:01.35(1))	4/20
33	Luke HOLTZMAN	JR 3:55.60		4/14
95	Brendan MURPHY	FR 3:59.15		4/14
163	Justin HOELZL	SO 4:01.38		4/20
2	UW-La Crosse	15:40.9		
LW: --		average 3:55.23		
5	Joshua SCHRAEDER	SO 3:50.58		4/21
9	Sam HINZ	JR 3:52.08		4/21
89	Brian HANSFORD	SO 3:59.00		4/21
97	Austin ZAJKOWSKI	SR 3:59.25		4/21
3	Washington (Mo.)	15:41.1		
LW: --		average 3:55.30		
7	Nick MATTEUCCI	SO 3:51.87		4/20
14	Elvir SARAJLIC	SR 3:53.61		4/20
59	Ethan BRODEUR	SR 3:57.71		4/20
65	Tucker CERA	FR 3:57.99		4/20
4	North Central (Ill.)	15:43.7		
LW: --		average 3:55.93		
28	Michael ANDERSON	JR 3:55.28		4/21
37	Chris BUECHNER	JR 3:55.90		4/21
39	Dhruvil PATEL	JR 3:56.09		4/21
43	Zach HIRD	SR 3:56.44		4/21
5	Pomona-Pitzer	15:44.3		
LW: --		average 3:56.08		
24	Daniel ROSEN	SO 3:54.84		4/7
41	Peter DAVIS	JR 3:56.28		3/3
42	Carter FLOYD	FR 3:56.40		3/31
47	Andy REISCHLING	JR 3:56.81		3/24
6	Wartburg	15:44.9		
LW: --		average 3:56.24		
4	Sam PINKOWSKI	FR 3:50.55		4/21
8	Casey ROBERTS	JR 3:51.88		4/21
69	Sam LORIMER	FR 3:58.24		4/21
250	Conor SAPP	SO 4:04.29		4/21
7	Haverford	15:45.2		
LW: --		average 3:56.30		
11	Greg MORGAN	JR 3:52.99		4/20
18	Dylan GEARINGER	JR 3:54.08		3/30
82	Henry WOODS	SR 3:58.72		3/30
100	James BARKER	SO 3:59.42		4/20
8	Christopher Newport	15:45.9		
LW: --		average 3:56.48		
2	Jeffrey DOVER	JR 3:47.81		4/5
86	Jason PUTNAM	SO 3:58.91		4/5
96	Peyton ARTZ	JR 3:59.16		3/31
119	Daniel READ	SR 4:00.03		3/31
9	Williams	15:53.4		
LW: --		average 3:58.37		
67	Tristan COLAIZZI	SO 3:58.07		4/21
68	Peter KIRGIS	SO 3:58.23		3/24
76	Liam SIMPSON	SR 3:58.57		3/24
78	Benjamin HEARON	SO 3:58.60		4/13
10	Middlebury	15:53.8		
LW: --		average 3:58.46		
56	Jon PERLMAN	JR 3:57.42		3/24
61	Nathan HILL	SO 3:57.75		4/21
72	Kevin SERRAO	SR 3:58.30		4/21
125	Will MEYER	SO 4:00.36		3/31
11	Claremont-Mudd-Scrip	15:54.0		
LW: --		average 3:58.52		
60	Ben ITEN	JR 3:57.74		4/7
61	Wilson IVES	SO 3:57.75		4/19
79	Kevin HUANG	SR 3:58.65		3/3
115	Evan HASSMAN	FR 3:59.95		4/7
12	RPI	15:54.1		
LW: --		average 3:58.53		
26	Noah FALASCO	SO 3:55.13		4/14
30	James ANDERSON	SR 3:55.42		4/14
167	Grant O'CONNOR	JR 4:01.59		4/7
176	Frank SINAPI	JR 4:01.96		4/14
13	Johns Hopkins	15:55.0		
LW: --		average 3:58.77		
55	Scott POURSHALCHI	JR 3:57.39		4/14
57	Alex CONDOTTI	JR 3:57.45		4/20
112	Vipul BHAT	SO 3:59.85		4/14
128	Oliver HICKSON	JR 4:00.39		4/6
14	St. Olaf	15:55.6		
LW: --		average 3:58.92		
25	Keith KETOLA	SR 3:55.09		4/21
40	Sean LONERGAN	SO 3:56.14		4/21
125	William ANDERSON	JR 4:00.36		4/21
242	Liban JAMA	FR 4:04.10		4/21
15	TCNJ	15:56.7		
LW: --		average 3:59.19		
61	Robert ABRAMS	FR 3:57.75		4/14
75	John WOOD	JR 3:58.53		4/14
117	Dale JOHNSON	SR 3:59.97		4/5
136	Luke PROTHERO	JR 4:00.51		4/5
16	Emory	15:59.8		
LW: --		average 3:59.96		
21	Max BROWN	SR 3:54.67		4/20
104	Jacob HEDGEPEETH	FR 3:59.52		4/20
149	Sam BRANSON	SO 4:00.93		4/6
--	Luis TORRES	SO 4:04.73		4/6



2018 Outdoor Track & Field, Week #4

Men's Steeplechase

1	Pomona-Pitzer	37:56.1
LW: --		average 9:29.03

4	Daniel ROSEN	SO	9:05.48	3/31
35	Nicholas BEATTY	JR	9:31.18	4/7
43	J DEGROOT-LUTZNER	JR	9:32.76	3/31
110	Ethan ASHBY	FR	9:46.72	3/31

2	Washington (Mo.)	38:03.3
LW: --		average 9:30.84

19	Jack SEBOK	SO	9:25.76	4/14
29	Marco QUARONI	SO	9:29.64	3/31
39	Zac CHRISTENSEN	JR	9:32.28	4/14
54	Thomas FRUHAUF	JR	9:35.67	3/24

3	Wabash	38:06.9
LW: --		average 9:31.74

23	Luke DOUGHTY	SR	9:27.30	4/14
24	Colin RINNE	SR	9:27.68	4/20
44	Jonah WOODS	SR	9:33.00	3/24
73	Aaron TINCHER	SR	9:39.00	3/24

4	North Central (Ill.)	38:10.8
LW: --		average 9:32.71

10	Dan O'KEEFE	SR	9:17.71	4/21
57	Ian IRVINE	SO	9:36.33	4/21
58	Nick LICARI	SO	9:36.34	4/21
80	Zack MICHAEL	SO	9:40.44	4/21

5	Central (Iowa)	38:34.5
LW: --		average 9:38.64

1	Mark FAIRLEY	SR	8:57.39	4/19
71	Tanner RATHJE	SR	9:38.82	4/21
146	Jordan TOOMEY	JR	9:54.88	4/13
201	Jon SPECHT	SO	10:03.48	4/5

6	 Calvin	38:45.7
LW: --		average 9:41.42

38	Caleb FERGUSON	SO	9:32.12	4/14
69	Matt BOELENS	SR	9:38.70	4/20
94	Addison SMITH	SO	9:43.53	4/14
130	Tyler JOHNSON	SO	9:51.35	3/23

7	Williams	38:46.3
LW: --		average 9:41.59

37	Jacob KAHRIS	JR	9:32.02	4/13
67	Peter KIRGIS	SO	9:38.31	3/31
72	Kenneth MARSHALL	SO	9:38.98	4/13
161	Jake LANGE	FR	9:57.05	4/21

8	 Johns Hopkins	38:52.5
LW: --		average 9:43.14

68	Marshall DEMAREE	SR	9:38.69	3/30
93	Alex DORAN	JR	9:43.45	4/20
97	Jared PANGALLOZZI	FR	9:44.04	4/20
108	Andrew KING	SO	9:46.37	4/20

9	Claremont-Mudd-Scrip	38:52.7
LW: --		average 9:43.20

5	Thomas D'ANIERI	SO	9:06.64	3/23
76	Evan HASSMAN	FR	9:39.04	3/31
101	Will KIMBALL	FR	9:44.89	4/7
--	Arjun NATARAJAN	FR	10:22.22	4/14

10	Christopher Newport	38:54.4
LW: --		average 9:43.60

14	Daniel CRETNEY	SO	9:22.11	4/20
84	Trejon EDMONDS	SO	9:41.33	3/23
98	Peyton ARTZ	JR	9:44.38	4/5
220	Joshua SPEIER	JR	10:06.59	4/20

11	RPI	38:56.8
LW: --		average 9:44.20

32	Sean O'CONNOR	JR	9:30.53	4/7
86	Erik LACOURT	FR	9:41.77	4/14
128	Danny NAPORA	SO	9:50.82	4/7
139	Johnny CAPOBIANCO	SO	9:53.69	4/19

12	Otterbein	39:06.8
LW: --		average 9:46.71

13	Jacob THOMPSON	SO	9:20.71	4/14
61	Ian KELLOGG	JR	9:36.85	3/30
183	Seth VIPPERMAN	SO	10:00.11	4/14
232	Nick SNABES	SR	10:09.16	4/14

13	George Fox	39:09.4
LW: --		average 9:47.37

50	Rylan LARSEN	SO	9:34.79	4/20
131	Romare ASHFORD	SO	9:51.48	4/20
131	Colin ATCHISON	SR	9:51.48	3/30
133	Richard BECK	FR	9:51.73	3/30

14	UW-Stevens Point	39:21.9
LW: --		average 9:50.49

62	Axel TREINEN	FR	9:37.45	4/20
63	Robert LUTZ	SO	9:37.53	4/20
120	Bret HILLIARD	FR	9:49.38	4/20
--	Casey OLSON	SO	10:17.60	4/20

15	UW-Whitewater	39:26.4
LW: --		average 9:51.62

45	Brett HARMS	SR	9:33.34	4/20
134	David FASSBENDER	FR	9:51.80	4/20
157	Seth ZIMDARS	SO	9:56.47	4/12
213	Braeden MICHAEL	JR	10:04.87	4/12

16	Trinity (Texas)	39:26.6
LW: --		average 9:51.65

15	Michael ERICKSON	SR	9:23.66	4/7
85	Jacob HAMMOND	SR	9:41.53	3/22
240	Daniel HENKES	SR	10:10.59	4/7
242	David BUSS	FR	10:10.83	3/31



2018 Outdoor Track & Field, Week #4

Men's 5000 Meters

1	North Central (Ill.)	58:24.9
LW: --		average 14:36.23

4	Matthew NORVELL	JR	14:28.49	4/12
17	Zach HIRD	SR	14:37.14	3/31
18	Dan O'KEEFE	SR	14:39.11	4/12
19	Matt OSMULSKI	SO	14:40.18	4/12

2	Cornell College	59:00.0
LW: --		average 14:45.00

14	Mason WICKER	JR	14:36.46	4/12
27	Cuyler GABRIEL	JR	14:43.94	4/12
34	Austin BACH	JR	14:49.56	4/12
35	Caleb WILSON	JR	14:50.05	4/12

3	Williams	59:22.7
LW: --		average 14:50.68

15	Ben DECKER	SR	14:36.75	4/20
36	Griffin COLAIZZI	SR	14:50.10	4/20
67	Will MCGOVERN	SO	14:57.22	3/24
72	Ryan COX	SO	14:58.64	3/24

4	Christopher Newport	59:27.7
LW: --		average 14:51.94

2	Jeffrey DOVER	JR	14:21.61	4/14
32	Grayson REID	JR	14:49.35	4/5
106	Daniel CRETNEY	SO	15:06.13	3/31
128	Joseph LIGHTBODY	SO	15:10.67	3/16

5	Pomona-Pitzer	59:33.0
LW: --		average 14:53.26

3	Andy REISCHLING	JR	14:23.87	3/10
71	Owen WOO	FR	14:58.53	4/7
99	Ethan ASHBY	FR	15:04.63	3/10
105	Adin BECKER	SO	15:06.02	3/10

6	Haverford	59:35.7
LW: --		average 14:53.95

16	Greg MORGAN	JR	14:37.02	3/30
37	Graham PEET	JR	14:50.21	4/20
57	Marcelo JAUREGUI-VOLPE	SR	14:55.37	4/20
142	James STADLER	SR	15:13.19	4/20

7	UW-La Crosse	59:45.2
LW: --		average 14:56.31

21	Austin ZAJKOWSKI	SR	14:41.64	4/12
31	Joshua SCHRAEDER	SO	14:48.66	4/12
97	Z SHOEMAKER-ALLEN	JR	15:04.30	4/12
126	Matt BOURLAND	SO	15:10.63	4/12

8	Johns Hopkins	1:0:02.
LW: --		average 15:00.62

54	Oliver HICKSON	JR	14:54.93	4/20
84	Jared PANGALLOZZI	FR	15:00.93	4/14
91	Alex GLAVIN	SO	15:03.24	4/20
92	Alex DORAN	JR	15:03.36	4/14

9	Middlebury	1:0:03.
LW: --		average 15:00.89

40	Connor EVANS	JR	14:50.96	3/24
62	Harrison KNOWLTON	JR	14:56.41	3/24
90	Matt D'AQUILA	FR	15:02.62	3/24
145	Theo HENDERSON	SO	15:13.56	3/24

10	Rhodes	1:0:11.
LW: --		average 15:02.93

10	Spencer FIELDS	JR	14:35.72	3/31
103	Ryan PHILLIPS	SR	15:05.02	3/31
134	Dominic VOEHLER	JR	15:11.03	3/16
189	Benjamin FREEMAN	SO	15:19.95	3/16

11	Loras	1:0:14.
LW: --		average 15:03.57

9	Mason TOPE	SR	14:34.73	3/28
60	Timothy SEVCIK	SR	14:55.96	4/12
129	Justin ADAMS	JR	15:10.69	3/28
--	Preston KAUDER	JR	15:32.91	3/28

12	Washington (Mo.)	1:0:15.
LW: --		average 15:03.88

28	Kirby SIMON	SR	14:45.21	3/31
78	Joe STOVER	FR	14:59.50	3/31
140	Noah TRIMARK	SO	15:12.64	3/31
174	Chas WARDEN	JR	15:18.17	4/20

13	Wartburg	1:0:15.
LW: --		average 15:03.96

5	Sam PINKOWSKI	FR	14:30.70	4/12
82	Caleb APPLETON	SO	15:00.36	4/21
181	Joe FREIBURGER	FR	15:19.13	4/12
243	Eli KACZINSKI	SR	15:25.65	4/12

14	Tufts	1:0:23.
LW: --		average 15:05.95

63	Dylan JONES	JR	14:56.51	4/14
64	Andrew DOHERTY MUNRO	JR	14:56.64	4/14
143	Peter HORVATH	FR	15:13.26	4/14
166	Harry STEINBERG	FR	15:17.38	4/14

15	Carnegie Mellon	1:0:24.
LW: --		average 15:06.21

56	Jared MOORE	JR	14:55.30	4/14
111	George HARTER	JR	15:07.82	3/16
122	William MITCHELL	JR	15:10.14	4/14
136	Matthew KAREE	FR	15:11.60	3/16

16	John Carroll	1:0:33.
LW: --		average 15:08.36

12	Matt ANDREWS	SR	14:36.07	3/31
33	Kyle MONAHAN	JR	14:49.36	3/31
--	Ross MARTIN	SR	15:32.94	4/14
--	Jamie DAILEY	FR	15:35.07	3/31



2018 Outdoor Track & Field, Week #4

Men's 10,000 Meters

1	North Central (Ill.)	2:0:02.
LW: --		average 30:00.64

3	Dhruvil PATEL	JR	29:52.83	3/31
5	Matthew NORVELL	JR	30:02.05	3/31
6	Nolan MCKENNA	JR	30:03.68	3/31
7	AI BALDONADO	SO	30:04.01	3/31

2	Haverford	2:3:12.
LW: --		average 30:48.17

11	Dylan GEARINGER	JR	30:17.22	4/6
28	Henry WOODS	SR	30:53.52	4/6
30	Graham PEET	JR	30:55.77	4/6
34	Ryan HERLIHY	JR	31:06.17	4/6

3	SUNY Geneseo	2:4:09.
LW: --		average 31:02.48

12	Alfredo MAZZUCA	SR	30:20.59	4/14
23	Alex BURKS	SR	30:37.14	4/14
47	Jackson TATE	SO	31:24.46	4/14
65	Colin KERN	SR	31:47.74	4/14

4	Pomona-Pitzer	2:4:47.
LW: --		average 31:11.80

2	Andy REISCHLING	JR	29:51.75	4/19
29	Adin BECKER	SO	30:53.55	4/19
57	Owen WOO	FR	31:41.75	3/31
108	Nathan STRINGHAM	SO	32:20.13	3/31

5	RPI	2:4:54.
LW: --		average 31:13.71

1	Grant O'CONNOR	JR	29:19.53	4/14
55	Jake KLOMAN	SO	31:37.43	4/14
74	Joe PISACANO	SO	31:52.26	4/14
86	Jacob DAVIS	FR	32:05.63	4/14

6	Johns Hopkins	2:5:44.
LW: --		average 31:26.23

21	Oliver HICKSON	JR	30:36.52	4/14
31	Tyler WOLFE	SR	30:56.99	4/14
82	Charles THORNTON	SR	32:02.27	4/14
92	Louis LEVINE	SR	32:09.15	4/14

7	UW-Platteville	2:6:24.
LW: --		average 31:36.03

13	Walker RYNES	SR	30:20.90	4/21
68	Kyle HERBRAND	JR	31:49.31	4/20
69	Logan STEINHOFF	SR	31:49.44	4/20
119	Matthew SMITH	SR	32:24.48	4/20

8	UW-La Crosse	2:6:30.
LW: --		average 31:37.57

10	Thomas SCHULTZ	JR	30:15.35	4/21
16	Tyler NAULT	SO	30:26.25	4/21
106	Brandon PUSER	SR	32:19.78	4/21
228	Peter SCHOMMER	FR	33:28.91	4/21

9	Loras	2:8:06.
LW: --		average 32:01.63

60	Preston KAUDER	JR	31:44.69	4/20
64	Justin ADAMS	JR	31:47.20	4/20
95	Patrick WOLAK	SO	32:11.06	4/20
114	John STOPPELMAN	SR	32:23.59	4/20

10	Wartburg	2:8:39.
LW: --		average 32:09.93

63	Joe FREIBURGER	FR	31:45.16	4/21
83	Ali ALI	FR	32:03.73	4/21
100	Mitchell BLACK	SR	32:15.33	4/21
130	Spencer WAREHIME	FR	32:35.48	4/21

11	John Carroll	2:9:08.
LW: --		average 32:17.05

14	Matt ANDREWS	SR	30:24.89	4/14
123	Ross MARTIN	SR	32:29.36	3/31
126	Matt HALLGARTH	SO	32:33.77	3/31
--	Jack KAWALEC	SO	33:40.19	3/31

12	Messiah	2:9:53.
LW: --		average 32:28.36

110	Kirk MUMMERT	JR	32:22.31	3/30
115	Kyler SHEA	FR	32:23.71	3/30
118	Nate ROMBERGER	FR	32:24.25	3/30
143	Zachary LOFTIES	JR	32:43.16	3/30

13	Tufts	2:10:22
LW: --		average 32:35.63

99	Dylan JONES	JR	32:14.41	3/31
105	Andrew DOHERTY MUNRO	JR	32:18.07	3/31
156	Michael CARNAVOS	SO	32:53.79	3/31
163	Patrick NERO	FR	32:56.25	3/31

14	Ohio Northern	2:10:37
LW: --		average 32:39.35

45	Ian MCVEY	JR	31:23.01	4/14
71	Spencer SCHULZE	JR	31:51.50	4/14
101	Bobby BORGER	SR	32:15.45	4/14
--	John MCNUTT	JR	35:07.45	4/14

15	UW-Oshkosh	2:11:23
LW: --		average 32:50.97

53	Cody CHADWICK	FR	31:34.58	4/21
136	Lucas WEBER	FR	32:38.47	4/21
160	Daniel MASSEY	SR	32:55.03	4/21
--	Collin BORAZO	SO	34:15.79	4/21

16	Christopher Newport	2:11:38
LW: --		average 32:54.74

20	Grayson REID	JR	30:34.65	4/14
144	Dane BOEGNER	SR	32:44.54	3/23
248	Matthew BURKE	SO	33:38.09	3/23
--	Benjamin WAHLS	SR	34:41.67	3/23



2018 Outdoor Track & Field, Week #4

Men's 110 Meter Hurdles

1	UW-Whitewater	59.77
LW: --		average 14.94
2	Christian JACKSON	SO 14.27 (1.3) 4/20
4	Alex DUFF	SO 14.42 (0.7) 4/20
77	Robert MARTIN	SR 15.41 (1.1) 4/20
127	Quentin MENDEZ	SO 15.67 (0.5) 4/20

2	SUNY Cortland	1:01.02
LW: --		average 15.26
17	Storm MALONE	FR 14.72 (-1.8) 4/13
39	Micheal OUTING	SO 15.08 (-3.3) 4/21
102	Isaiah BROOKS	FR 15.56 (1.0) 4/12
125	John MARTIN	FR 15.66 (-0.7) 4/14

3	Wabash	1:01.14
LW: --		average 15.29
8	RaShawn JONES	SO 14.51 (1.5) 4/20
64	Satchel BURTON	SO 15.30w (3.7) 4/7
81	Josh WIGGINS	FR 15.42w (3.9) 4/14
177	Johnny DOTLICH	SR 15.91w (3.9) 4/14

4	UW-La Crosse	1:01.39
LW: --		average 15.35
19	Austin BATES	SR 14.76 (1.0) 4/21
46	Jim HOESLEY	SO 15.13w (3.1) 4/21
81	Dillon MURMAN	FR 15.42w (3.1) 4/21
208	Andrew PISCHKE	FR 16.08w (3.1) 4/21

5	UW-Platteville	1:01.58
LW: --		average 15.40
34	Charlie GIFFORD	SO 15.03w (3.5) 4/7
42	Matt HOKANSON	SO 15.10 (1.3) 4/20
117	Sean KOMRO	FR 15.62 (0.8) 4/20
164	Jacob DEBONIS	JR 15.83w (3.5) 4/7

6	Mount Union	1:01.70
LW: --		average 15.43
3	Mason PLANT	SO 14.33w (3.7) 4/13
107	Malik BRITT	FR 15.59 (0.0) 4/21
150	Jermaine FRANCIS	SO 15.77 (1.2) 4/13
191	Adam WHITE	FR 16.01 (1.5) 3/30

7	George Fox	1:01.90
LW: --		average 15.48
50	Cody WEBB	FR 15.16 (-1.3) 4/20
69	Brock ROGERS	FR 15.32 (-1.3) 4/20
135	Gabriel LUCKEY	SR 15.71 (-0.9) 4/14
135	Jon PROCTOR	SR 15.71 (0.0) 3/22

8	Dubuque	1:02.07
LW: --		average 15.52
41	Kelvon JOHNSON	FR 15.09 (-0.9) 4/12
72	Clayton GRAY	SR 15.36 (1.9) 4/21
73	Kelshawn JOHNSON	FR 15.38 (-0.6) 4/12
243	Tyler FOWLER	JR 16.24 (0.0) 4/21

9	Texas Lutheran	1:02.39
LW: --		average 15.60
16	Paris FOSTER	SO 14.66w (2.5) 3/23
145	Jonathan HILMAN	SR 15.74w (3.1) 3/23
162	Travis ROBERTS	SO 15.82w (3.1) 3/23
227	Nathaniel HOWELL	FR 16.17w (2.2) 3/15

10	WPI	1:02.79
LW: --		average 15.70
46	Oliver THOMAS	FR 15.13w (2.9) 4/21
97	Fabian GAZIANO	SO 15.54 (0.0) 4/14
154	Mark BRAY	FR 15.78w (2.9) 4/21
--	Quinton SCHIMMEL	SO 16.34 (1.5) 4/14

11	UW-Stevens Point	1:03.14
LW: --		average 15.79
49	Tom KOHN	FR 15.15 (-0.9) 4/12
60	Jared SCHRANG	FR 15.25 (0.7) 4/20
193	Clayton SHEARS	FR 16.02 (0.8) 4/20
--	Michael POSANSKI	SR 16.72 (1.3) 4/20

12	Christopher Newport	1:03.30
LW: --		average 15.83
7	Ryan SCOTT	SR 14.48 (-1.5) 4/14
34	Lewis FOLLI	SR 15.03 (-1.5) 4/14
188	Hunter SUTLIFF	SR 15.98 (-0.2) 3/23
--	Samuel AKERS	FR 17.81 (-1.9) 3/31

13	Springfield (Mass.)	1:03.37
LW: --		average 15.84
76	Damian MACKAY-MORGAN	FR 15.40w (2.9) 4/7
104	Daniel LANE	JR 15.58w (2.6) 4/21
182	Hunter DUPONT	SO 15.95w (2.9) 4/7
--	John CRUZ	FR 16.44 (1.8) 4/14

14	Middlebury	1:03.43
LW: --		average 15.86
55	Mike PALLOZZI	SR 15.19w (2.9) 4/21
97	Tyler FARRELL	SR 15.54w (2.9) 4/21
--	Munya MUNYATI	SO 16.27w (2.3) 4/21
--	Jonathan FISHER	SO 16.43 (2.0) 3/24

15	Augustana (Ill.)	1:03.63
LW: --		average 15.91
121	Matthew HENRY	SR 15.64 (0.7) 4/20
140	Clayton SOMMERS	JR 15.72w (2.6) 4/7
143	Tyler RUBARTS	SR 15.73 (1.3) 4/20
--	Andrew ADAMS	SR 16.54w (2.6) 4/7

16	Wittenberg	1:03.73
LW: --		average 15.93
87	Tyler GITTINS	SR 15.46 (-0.1) 4/20
111	Kyle FARNBAUCH	JR 15.60 (-0.6) 4/14
175	Marcus O'NEAL	SO 15.88 (1.4) 3/23
--	Garrin BACHINSKI	SO 16.79 (-0.2) 3/23



2018 Outdoor Track & Field, Week #4

Men's 400 Meter Hurdles

1	Augustana (Ill.)	3:40.48
LW: --		average 55.12
3	Josh YAMAMOTO SR	52.43 4/20
11	Clayton SOMMERS JR	53.67 4/20
125	Matthew HENRY SR	56.90 4/20
159	Nic CERVANTES SO	57.48 4/20

2	Wartburg	3:43.04
LW: --		average 55.76
23	Dallas WRIGHT FR	54.36 3/28
82	Dillon DEMOTT SR	56.21 4/4
84	Eli BARRETT FR	56.22 4/21
87	Riley BARRETT FR	56.25 3/28

3	North Central (Ill.)	3:43.82
LW: --		average 55.96
19	Peyton PIRON JR	54.10 4/21
84	Gavin CERNEK SO	56.22 4/21
98	Kyle HILTON JR	56.41 4/7
136	Erik MUSGRAVE SO	57.09 4/7

4	UW-Platteville	3:44.46
LW: --		average 56.12
14	Matt HOKANSON SO	53.90 4/20
87	Cole GORE SO	56.25 4/20
114	Jacob DEBONIS JR	56.70 4/12
169	Sean KOMRO FR	57.61 4/12

5	Stockton	3:44.93
LW: --		average 56.23
33	Olivier PAUL FR	54.97 3/31
55	Omar DOGBEY SR	55.68 4/20
127	Brenden O'BRIEN FR	56.92 4/20
153	Mark CHERY SO	57.36 4/20

6	SUNY Cortland	3:46.53
LW: --		average 56.63
36	Noah SERRETTE SO	55.14 4/21
73	Austen JOHNSON JR	56.10 3/30
79	Adam PERILLI FR	56.19 3/30
--	Jonny POLO RANKIN FR	59.10 3/30

7	Otterbein	3:46.76
LW: --		average 56.69
40	Cwinn FEBUS SO	55.22 4/14
72	Tanner SIPES SO	56.09 4/14
121	Brandon SHADE JR	56.85 4/14
236	Mackenzie CONLON SO	58.60 4/20

8	Tufts	3:47.30
LW: --		average 56.83
7	Andrew DIMAITI SR	52.95 3/24
95	Billy WITROCK SO	56.35 4/7
185	Henry HINTERMEISTER JR	57.87 3/31
--	Avery BARNES FR	1:00.13 3/24

9	Middlebury	3:47.92
LW: --		average 56.98
40	Tyler FARRELL SR	55.22 4/21
89	Jonathan FISHER SO	56.27 3/31
145	Paul MALLOY SR	57.17 3/31
--	Masa SAKAMOTO JR	59.26 4/7

10	Mount Union	3:48.27
LW: --		average 57.07
64	Josiah ROSS JR	55.89 4/13
107	Mitchell MILEM SO	56.61 4/13
109	Isaac PHILLIPS FR	56.62 4/13
--	Ethan GRIFFITH FR	59.15 4/13

11	UW-Whitewater	3:48.73
LW: --		average 57.18
43	Alex DUFF SO	55.27 4/20
101	Noah VERHEYDEN SO	56.49 4/20
162	Joe BULLIS SO	57.53 4/20
--	Joe LABS SO	59.44 4/12

12	Whitworth	3:49.29
LW: --		average 57.32
10	John-Robert WOOLLEY SR	53.66 4/6
179	Jackson HOPE SO	57.81 4/6
250	Joseph TINGSTAD FR	58.81 4/20
--	Jonathan BACKOUS SR	59.01 4/20

13	UW-La Crosse	3:49.51
LW: --		average 57.38
62	Charlie HANDRICK FR	55.85 4/12
106	Trysten POWELL SO	56.60 4/21
201	Andrew PISCHKE FR	58.12 4/21
--	Will SEESER SO	58.94 4/21

14	Wabash	3:49.73
LW: --		average 57.43
44	RaShawn JONES SO	55.28 4/14
117	Josh WIGGINS FR	56.77 4/14
239	Luke DOUGHTY SR	58.64 3/30
--	Rogeno MALONE SO	59.04 4/20

15	Wittenberg	3:49.91
LW: --		average 57.48
4	Tyler GITTINS SR	52.63 4/20
123	Kyle FARNBAUCH JR	56.88 4/14
--	Garrin BACHINSKI SO	59.55 4/7
--	Caleb AUSTIN FR	1:00.85 4/21

16	Saint John's (Minn.)	3:50.31
LW: --		average 57.58
38	Mitch PECK SR	55.19 4/12
70	Max MARTIN JR	56.01 4/19
229	Theodore KAINZ JR	58.55 4/12
--	Brady LABINE FR	1:00.56 4/21



2018 Outdoor Track & Field, Week #4

Men's High Jump

1		Adrian		8.21m	26-11¼	
LW: --				<i>average 2.05m</i>	6-8%	
8	Nicholas JACKSON	FR	2.08m	6-9%	4/20	
8	Jordan DAVIS	JR	2.08m	6-9%	4/20	
12	Dazmond LAWRENCE	FR	2.05m	6-8%	4/20	
26	John HAMILTON	SO	2.00m	6-6%	4/20	

2	Rowan		8.20m	26-10¾		
LW: --				<i>average 2.05m</i>	6-8%	
1	Jeffrey Jon TUCKER	SR	2.17m	7-1½	4/13	
4	Harrison ESCOFFERY	SR	2.10m	6-10%	4/20	
26	Jason THOUBOURNE	FR	2.00m	6-6%	3/15	
74	Earnest DANIEL	FR	1.93m	6-4	4/6	

3	MIT		7.90m	25-11		
LW: --				<i>average 1.98m</i>	6-5%	
4	Alec REDUKER	SO	2.10m	6-10%	3/31	
22	Chris WASHINGTON	SO	2.01m	6-7	4/13	
101	Steven SPECK	SO	1.91m	6-3%	4/13	
141	Sope EWEJE	JR	1.88m	6-2	4/21	

4	George Fox		7.70m	25-3		
LW: --				<i>average 1.93m</i>	6-3%	
10	Jacoby WOLFE	JR	2.07m	6-9%	3/22	
113	Alex CANCHOLA	SR	1.90m	6-2%	4/9	
136	Bryant WOOD	FR	1.89m	6-2%	3/17	
207	Jon PROCTOR	SR	1.84m	6-½	4/9	

5	Centre		7.67m	25-2		
LW: --				<i>average 1.92m</i>	6-3%	
37	Thomas BURKEY	SO	1.98m	6-6	4/20	
74	Demontre LEWIS	JR	1.93m	6-4	4/20	
74	Patrick GAGO	FR	1.93m	6-4	4/20	
210	Henry GUNNER	SO	1.83m	6-0	4/20	

6	UW-Whitewater		7.66m	25-1½		
LW: --				<i>average 1.92m</i>	6-3%	
20	DuVaun GOODLOW	SR	2.02m	6-7½	4/20	
113	Dylan FERGER	JR	1.90m	6-2%	4/12	
136	Greg HATZINGER	SO	1.89m	6-2%	4/20	
183	Jake LAUTENSCHLAGER	FR	1.85m	6-¾	4/12	

7		Bridgewater (Va.)		7.65m	25-1¼	
LW: --				<i>average 1.91m</i>	6-3%	
26	Ryan SHEPARD	JR	2.00m	6-6%	4/13	
68	Rashon DAVIS	SO	1.94m	6-4%	4/20	
101	Brandon CHRISTIAN	JR	1.91m	6-3%	4/20	
--	John GIESELER	SO	1.80m	5-10%	4/13	

7	Stockton		7.65m	25-1¼		
LW: --				<i>average 1.91m</i>	6-3%	
26	Donavan BRYAN-FRANK	SO	2.00m	6-6%	4/20	
93	James BOWBLISS	SO	1.92m	6-3%	3/31	
113	Andrew KELLY	FR	1.90m	6-2%	4/20	
210	Hunter DALY	FR	1.83m	6-0	4/13	

9	Hope		7.63m	25-¼		
LW: --				<i>average 1.91m</i>	6-3	
56	Joshua IZENBART	SO	1.95m	6-4%	3/23	
74	Brandon MAURICE	SO	1.93m	6-4	3/16	
141	Ethan LARSON	FR	1.88m	6-2	3/16	
164	Jared LOWE	FR	1.87m	6-1½	4/7	

10	Dubuque		7.56m	24-9½		
LW: --				<i>average 1.89m</i>	6-2%	
93	Darrion MORGAN	FR	1.92m	6-3½	4/4	
113	Kortez PICKETT	JR	1.90m	6-2%	4/12	
164	David JOHNSON	SO	1.87m	6-1½	4/4	
164	Sirrus BIER	FR	1.87m	6-1½	4/4	

10	Southern Maine		7.56m	24-9½		
LW: --				<i>average 1.89m</i>	6-2%	
113	Justin PIERCE	JR	1.90m	6-2%	4/14	
113	Drew GAMAGE	JR	1.90m	6-2%	4/14	
141	Donivyn HARMS	FR	1.88m	6-2	4/21	
141	Jack RICKER	FR	1.88m	6-2	4/21	

12	SUNY Cortland		7.54m	24-8¾		
LW: --				<i>average 1.89m</i>	6-2%	
68	Nick VACHON	SR	1.94m	6-4%	4/13	
93	Isaiah BROOKS	FR	1.92m	6-3½	4/21	
136	Zachary KASHMER	SO	1.89m	6-2%	4/12	
--	Jesse HAYNES	FR	1.79m	5-10½	4/13	

13	Washington and Lee		7.51m	24-7½		
LW: --				<i>average 1.88m</i>	6-1%	
101	Davis TURNER	SR	1.91m	6-3%	4/20	
136	Jack TEAGLE	FR	1.89m	6-2%	3/16	
141	Dan KUNTZ	FR	1.88m	6-2	4/20	
210	Ellis ROBINSON	FR	1.83m	6-0	4/20	

14		WPI		7.47m	24-6	
LW: --				<i>average 1.87m</i>	6-1%	
74	Brandon HOGHAUG	SR	1.93m	6-4	4/14	
74	Jack DEVINE	SR	1.93m	6-4	3/31	
210	Garth HULL	SO	1.83m	6-0	4/7	
--	Parker SIMPSON	FR	1.78m	5-10	4/7	

15	Wartburg		7.40m	24-3¼		
LW: --				<i>average 1.85m</i>	6-¾	
49	Nathan KECK	JR	1.97m	6-5½	4/4	
74	Devante PEARSON	SO	1.93m	6-4	4/21	
--	Daelin LOCKMAN	FR	1.78m	5-10	4/21	
--	Ben CUVELIER	SR	1.72m	5-7%	4/4	

16	RPI		7.39m	24-3		
LW: --				<i>average 1.85m</i>	6-¾	
52	Terrence LAWRENCE	SR	1.96m	6-5	4/14	
101	Max MARITATO	SR	1.91m	6-3%	4/14	
--	Eddie MAXWELL	JR	1.77m	5-9%	4/19	
--	Hunter BORWICK	FR	1.75m	5-8%	4/19	



2018 Outdoor Track & Field, Week #4

Men's Pole Vault

1	UW-Oshkosh	18.99m	62-3½
LW: --		average 4.75m	15-6¾
5	Devan GERTSCHEN	SR	5.00m 16-4¾ 4/12
14	Joe VILS	SO	4.78m 15-8¾ 4/21
34	Mitchell HASEY	SR	4.63m 15-2¾ 4/21
47	Zach EMMER	SO	4.58m 15-¾ 4/12

2	UW-Stout	18.91m	62-½
LW: --		average 4.73m	15-6
7	Noah ZASTROW	FR	4.95m 16-2¾ 3/16
11	Christian LUCCHESI	SR	4.88m 16-0 4/21
34	Josh FREYHOLTZ	JR	4.63m 15-2¾ 4/21
62	Robert MESENBURG	SR	4.45m 14-7¾ 4/12

3	Ithaca	18.66m	61-2½
LW: --		average 4.67m	15-3¾
25	David DORSEY	SR	4.70m 15-5 4/7
25	Joey NALLY	SO	4.70m 15-5 4/7
32	Martin DESMERY	JR	4.65m 15-3 4/14
39	Connor FLORCZYK	SO	4.61m 15-1½ 4/21

3	UW-La Crosse	18.66m	61-2½
LW: --		average 4.67m	15-3¾
8	Wes EVANSEN	SR	4.90m 16-¾ 4/12
34	Eli TEMANSEN	JR	4.63m 15-2¾ 4/21
34	Lucas MCCORMICK	FR	4.63m 15-2¾ 4/21
54	Noah MEETEER	JR	4.50m 14-9 4/21

5	UW-Whitewater	18.35m	60-2½
LW: --		average 4.59m	15-¾
5	Zach JASINSKI	SO	5.00m 16-4¾ 4/20
49	Adam SCHOMMER	SO	4.55m 14-11 4/20
74	Alex FISKE	SR	4.40m 14-5¾ 4/20
74	Aron SCHWARTZ	SR	4.40m 14-5¾ 4/20

6	LeTourneau	17.95m	58-10¾
LW: --		average 4.49m	14-8¾
8	Austin PARRISH	FR	4.90m 16-¾ 4/5
18	Alex HINDMAN	FR	4.75m 15-7 4/5
101	Cole IRONSIDE	FR	4.30m 14-1¾ 4/20
196	Arvin HRUSHKA	FR	4.00m 13-1¾ 4/20

7	Claremont-Mudd-Scrip	17.70m	58-¾
LW: --		average 4.43m	14-6¾
8	Michael WAGENVELD	JR	4.90m 16-¾ 4/14
40	Walker QUINN	SO	4.60m 15-1 4/20
119	Jackson COONEY	SR	4.25m 13-11¼ 3/3
218	Lincoln BERNARD	FR	3.95m 12-11½ 4/14

8	MIT	17.45m	57-3
LW: --		average 4.36m	14-3¾
25	Scott CAMERON	JR	4.70m 15-5 4/7
74	Bobby UPTON	SO	4.40m 14-5¾ 4/21
119	Raja RAJIC	SO	4.25m 13-11¼ 4/7
165	Everett BRANDYBERRY	FR	4.10m 13-5¾ 4/7

9	Bluffton	17.34m	56-10¾
LW: --		average 4.34m	14-2¾
25	Gabe MAKIN	FR	4.70m 15-5 3/16
30	Kyle KNEZOVICH	SR	4.69m 15-4¾ 4/14
111	Justin KAUFFMAN	SO	4.29m 14-¾ 4/14
--	Michael HILDEBRANDT	FR	3.66m 12-0 4/20

10	UW-Platteville	17.33m	56-10¾
LW: --		average 4.33m	14-2¾
74	Josh MILLER	SR	4.40m 14-5¾ 4/20
74	Jacob HIRSBRUNNER	JR	4.40m 14-5¾ 4/20
74	Cody FAUST	JR	4.40m 14-5¾ 4/20
156	Greg VOGT	JR	4.13m 13-6¾ 4/12

11	Wheaton (Ill.)	17.10m	56-1¼
LW: --		average 4.28m	14-¾
54	Peter BRADLEY	SO	4.50m 14-9 4/21
92	David BRADLEY	FR	4.35m 14-3¾ 4/21
140	Leif VAN GRINSVEN	JR	4.20m 13-9¾ 4/21
183	Nathan CRUZ	JR	4.05m 13-3¾ 4/21

11	Williams	17.10m	56-1¼
LW: --		average 4.28m	14-¾
49	Pierceson BROWN	SR	4.55m 14-11 4/21
101	Tommy RILEY	SR	4.30m 14-1¾ 3/31
101	Tobias MUELLERS	SR	4.30m 14-1¾ 3/31
218	Marshall BORRUS	SO	3.95m 12-11½ 4/21

13	Rose-Hulman	17.05m	55-11¼
LW: --		average 4.26m	13-11¾
18	Nick PALMER	JR	4.75m 15-7 4/20
40	Cameron PRISBY	SO	4.60m 15-1 4/20
196	Kristian ZADLO	FR	4.00m 13-1½ 4/20
--	Mikey HOLTZ	FR	3.70m 12-1½ 4/7

13	SUNY Cortland	17.05m	55-11¼
LW: --		average 4.26m	13-11¾
54	Matthew DELORENZO	SO	4.50m 14-9 4/21
74	Matthew GREENLAW	JR	4.40m 14-5¾ 3/30
140	Ryan LAWLESS	FR	4.20m 13-9¾ 4/21
218	Zachary KASHMER	SO	3.95m 12-11½ 4/12

15	St. Thomas (Minn.)	16.94m	55-7
LW: --		average 4.24m	13-10¾
18	Connor O'NEILL	SR	4.75m 15-7 4/20
59	Michael BURY	SO	4.49m 14-8¾ 4/19
140	Preston HUDDLESTON	SR	4.20m 13-9¾ 4/19
--	Evan TEYNOR	FR	3.50m 11-5¾ 4/12

16	Augustana (Ill.)	16.48m	54-¾
LW: --		average 4.12m	13-6¾
101	Arthur ATWELL	JR	4.30m 14-1¾ 3/29
119	Patrick CROMPTON	JR	4.25m 13-11¼ 4/20
165	Kyle BAUS	FR	4.10m 13-5¾ 4/20
--	Kevin DONOVAN	SO	3.83m 12-6¾ 4/7



2018 Outdoor Track & Field, Week #4

Men's Long Jump

1	Rowan	27.22m	89-3³/₄
LW: --		average 6.81m	22-4
16	Jeffrey Jon TUCKER	SR	7.09m 23-3 ³ / ₄ (-0.1) 4/6
47	Jason THOUBOURNE	FR	6.81m 22-4 ¹ / ₂ (0.6) 3/30
87	John OWENS	FR	6.66m 21-10 ¹ / ₂ (0.7) 4/13
87	Francis RICHARD	FR	6.66m 21-10 ¹ / ₂ (0.3) 4/20

2	SUNY Cortland	27.11m	88-11¹/₂
LW: --		average 6.78m	22-3
12	Devlen WILLIAMS	SR	7.19m 23-7 ¹ / ₂ (0.3) 4/13
38	Dawan JONES	SR	6.88m 22-7 (1.7) 4/21
121	Wendell BRAND	SO	6.58m 21-7 ¹ / ₂ (0.0) 3/30
189	Zachary KASHMER	SO	6.46m 21-2 ¹ / ₂ (-0.1) 4/12

3	George Fox	26.85m	88-1¹/₄
LW: --		average 6.71m	22- ³ / ₄
16	Alex CANCHOLA	SR	7.09m 23-3 ³ / ₄ (1.3) 4/20
27	Noah LAMADRID	JR	6.94m 22-9 ¹ / ₂ (1.5) 4/20
136	Berkley HILL	FR	6.55mw 21-6 (2.2) 4/9
--	Brock ROGERS	FR	6.27m 20-7 (0.0) 3/22

4	La Verne	26.80m	87-11¹/₄
LW: --		average 6.70m	21-11 ³ / ₄
27	Kyle AMBAT	JR	6.94m 22-9 ¹ / ₂ (1.4) 3/31
56	Anthony CARTER	JR	6.77m 22-2 ¹ / ₂ (0.1) 4/14
59	Nicholas FREEMAN	FR	6.75m 22-1 ¹ / ₂ (0.6) 4/14
--	Hunter POWERS	JR	6.34m 20-9 ¹ / ₂ (0.0) 4/14

5	Bowdoin	26.78m	87-10¹/₂
LW: --		average 6.70m	21-11 ³ / ₄
43	Brian GREENBERG	SR	6.85m 22-5 ¹ / ₂ (0.0) 4/21
53	Reid BRAWER	FR	6.78mw 22-3 (3.3) 4/21
75	Joseph STAUDT	JR	6.69mw 21-11 ¹ / ₂ (3.4) 4/21
189	Reed FOSTER	FR	6.46mw 21-2 ¹ / ₂ (2.7) 4/21

6	Augustana (Ill.)	26.68m	87-6¹/₂
LW: --		average 6.67m	21-10 ³ / ₄
25	Travon ALDRIDGE	SR	6.96mw 22-10 (2.6) 4/20
56	Evan MURPHY	SR	6.77m 22-2 ¹ / ₂ (1.5) 4/20
59	Tyler RUBARTS	SR	6.75m 22-1 ¹ / ₂ (1.8) 4/20
--	Tyler BURNS	JR	6.20m 20-4 ¹ / ₂ (2.0) 4/7

7	UW-La Crosse	26.65m	87-5¹/₄
LW: --		average 6.66m	21-10 ³ / ₄
14	Jacob TEUNAS	SO	7.13mw 23-4 ¹ / ₂ (2.2) 4/12
96	Samuel SADOWSKI	SO	6.64m 21-9 ¹ / ₂ (-1.0) 4/21
164	Noah MEETEER	JR	6.50mw 21-4 (3.1) 4/21
229	Arran HICKCOX	FR	6.38m 20-11 ¹ / ₄ (1.9) 4/21

7	UW-Whitewater	26.65m	87-5¹/₄
LW: --		average 6.66m	21-10 ³ / ₄
24	Alex DUFF	SO	6.97mw 22-10 ¹ / ₂ (2.1) 4/20
40	Matt GREEN	JR	6.87m 22-6 ¹ / ₂ (1.7) 4/12
175	O HENDERSON-ZINTZ	SO	6.48mw 21-3 ¹ / ₂ (2.4) 4/12
--	Dylan FERGER	JR	6.33m 20-9 ¹ / ₂ (1.1) 4/12

9	MIT	26.63m	87-4¹/₂
LW: --		average 6.66m	21-10 ¹ / ₂
27	Yorai SHAOUL	FR	6.94m 22-9 ¹ / ₂ (1.8) 4/13
80	William RUSCHEL	SR	6.68m 21-11 (1.9) 3/31
121	Mac GREGG	FR	6.58m 21-7 ¹ / ₂ (2.0) 3/31
205	Chris WASHINGTON	SO	6.43m 21-1 ¹ / ₂ (0.0) 4/7

10	Bethany (W.Va.)	26.56m	87-1³/₄
LW: --		average 6.64m	21-9 ¹ / ₂
20	B SALLAH-MOHAMMED	SO	7.06m 23-2 (1.0) 4/18
48	Michael SPEEDY	FR	6.80mw 22-3 ³ / ₄ (3.4) 4/14
164	Lee SANDERS	JR	6.50m 21-4 (1.7) 4/14
--	Malik ELLIS	FR	6.20m 20-4 ¹ / ₂ (1.0) 4/18

11	Nebraska Wesleyan	26.51m	86-11³/₄
LW: --		average 6.63m	21-9
6	Malik MORRIS	SR	7.27mw 23-10 ¹ / ₂ (3.8) 4/5
10	Trent KOEHLER	SO	7.23mw 23-8 ¹ / ₂ (3.6) 4/13
--	Nolin LINEBAUGH	JR	6.29m 20-7 ¹ / ₂ (1.4) 4/21
--	Aaron POPPERT	FR	5.72mw 18-9 ¹ / ₂ (2.5) 4/13

12	Tufts	26.20m	85-11¹/₂
LW: --		average 6.55m	21-6
80	Matthew MANTEIGA	FR	6.68mw 21-11 (2.3) 4/21
110	James GREGOIRE	JR	6.60m 21-8 (1.0) 3/31
185	Linus GORDON	SR	6.47m 21-2 ¹ / ₂ (0.0) 4/14
194	Stefan DUVIVIER	SR	6.45m 21-2 (1.5) 3/31

13	Trinity (Texas)	26.18m	85-10³/₄
LW: --		average 6.55m	21-5 ¹ / ₂
8	Cody HALL	SR	7.24m 23-9 (1.5) 3/31
229	Naim BARNETT	FR	6.38mw 20-11 ¹ / ₂ (3.5) 3/31
240	Griffin LAY	SO	6.37mw 20-10 ¹ / ₂ (3.2) 3/23
--	Ezra CHAPOLA	FR	6.19mw 20-3 ¹ / ₂ (2.3) 3/31

14	Salisbury	26.16m	85-10
LW: --		average 6.54m	21-5 ¹ / ₂
37	Jeffrey MCINNIS	SO	6.90m 22-7 ¹ / ₂ (0.4) 4/14
164	Chis LEBY	SO	6.50mw 21-4 (3.5) 3/31
215	Matthew ADEDEJI	SR	6.41mw 21- ¹ / ₂ (2.3) 3/31
--	Donovan BECKETT-SIMMS	FR	6.35mw 20-10 (2.6) 4/14




15	Penn State Harrisburg	26.04m	85-5¹/₄
LW: --		average 6.51m	21-4 ¹ / ₂
19	Alex WHITE	SO	7.07mw 23-2 ¹ / ₂ (2.2) 4/18
27	Josiah OWHE	SR	6.94m 22-9 ¹ / ₂ (1.8) 4/18
75	Rodeo THOMPSON	SO	6.69m 21-11 ¹ / ₂ (1.6) 4/18
--	Daniel PARKER	SO	5.34m 17-6 ¹ / ₂ (-0.4) 3/31

16	UW-Eau Claire	26.03m	85-5
LW: --		average 6.51m	21-4 ¹ / ₂
87	Adam LEMBKE	FR	6.66m 21-10 ¹ / ₂ (-0.5) 4/21
127	Jed LORENZ	FR	6.57mw 21-6 ¹ / ₂ (2.7) 4/21
144	Michael AMERLAN	SR	6.54mw 21-5 ¹ / ₂ (3.0) 4/12
--	TJ LUI	SO	6.26m 20-6 ¹ / ₂ (0.6) 4/21



2018 Outdoor Track & Field, Week #4

Men's Triple Jump

1	MIT		57.09m	187-3	
LW: --			<i>average 14.27m</i>	46-10	
5	Yorai SHAOUL	FR	14.73m	48-4 (1.4)	4/7
20	William RUSCHEL	SR	14.32m	46-11½ (1.3)	3/31
34	Ryan PRINSTER	JR	14.08m	46-2½ (0.0)	4/21
42	Jason VILLANUEVA	JR	13.96mw	45-9¾ (2.9)	4/7
2	SUNY Cortland		56.48m	185-3	
LW: --			<i>average 14.12m</i>	46-4	
2	Dawan JONES	SR	14.84m	48-8¾ (1.5)	4/13
16	Christopher WHITE	JR	14.40m	47-3 (2.0)	4/21
72	Kwaku OFOSU	FR	13.68m	44-10¾ (0.2)	4/13
81	Wendell BRAND	SO	13.56m	44-6 (0.0)	4/13
3	UW-Whitewater		55.51m	182-1	
LW: --			<i>average 13.88m</i>	45-6½	
3	Matt GREEN	JR	14.82mw	48-7½ (2.2)	4/20
49	Tanner STEPHENS	JR	13.88m	45-6¾ (1.1)	4/12
68	Lucas SKAALAND	FR	13.71mw	44-11¾ (2.1)	4/20
141	Eric NEUENSCHWANDER	FR	13.10m	42-11¾ (0.1)	4/12
4	Augustana (Ill.)		54.29m	178-1	
LW: --			<i>average 13.57m</i>	44-6½	
18	Evan MURPHY	SR	14.36mw	47-1½ (2.1)	4/20
21	Travon ALDRIDGE	SR	14.26mw	46-9¾ (2.5)	4/20
52	Mason WRIGHT	FR	13.85mw	45-5¾ (3.7)	4/20
--	Brandon KELEHER	SO	11.82m	38-9¾ (0.0)	3/29
5	 Albion		54.22m	177-10	
LW: --			<i>average 13.56m</i>	44-5¾	
9	Jephte JEAN CLAUDE	JR	14.64m	48-½ (1.8)	4/13
52	Richard ANNORAT	JR	13.85m	45-5¾ (0.0)	4/20
186	Trevor KNOWLES	FR	12.87m	42-2¾ (0.0)	4/20
190	Marcus FREEMAN	FR	12.86m	42-2¾ (0.0)	4/20
6	Salisbury		53.99m	177-1	
LW: --			<i>average 13.50m</i>	44-3½	
12	Donovan BECKETT-SIMMS	FR	14.47m	47-5¾ (0.7)	4/14
59	Matthew ADEDEJI	SR	13.80mw	45-3¾ (3.9)	3/15
135	Jeffrey MCINNIS	SO	13.14mw	43-1½ (2.4)	3/15
--	Chis LEBY	SO	12.58mw	41-3¾ (2.5)	4/14
7	Carnegie Mellon		53.95m	177-0	
LW: --			<i>average 13.49m</i>	44-3	
38	Frederick DAUPHIN	SO	14.04m	46-¾ (0.7)	4/14
72	Eloy FERNANDEZ	SR	13.68m	44-10¾ (-1.1)	4/14
133	Matthew SLOAN	FR	13.15m	43-1¾ (-0.9)	4/14
146	Reed FARBBER	JR	13.08mw	42-11 (3.5)	4/19
8	Pomona-Pitzer		53.70m	176-2	
LW: --			<i>average 13.43m</i>	44-½	
36	Ethan HARDACRE	SO	14.05m	46-1¼ (0.2)	3/3
64	Lucas WHITE MOON	SO	13.73m	45-½ (1.6)	4/14
126	Cal NEIKIRK	JR	13.23m	43-5 (1.2)	3/3
231	Thomas CAREY	FR	12.69m	41-7¾ (-1.0)	3/24
9	Redlands		53.46m	175-4	
LW: --			<i>average 13.37m</i>	43-10¾	
10	Wyatt PANNABECKER	SR	14.52m	47-7¾ (1.9)	3/31
52	Mykel CAMPOS	SO	13.85m	45-5¾ (0.6)	3/3
158	Andrew CLARK	FR	13.03m	42-9 (0.6)	4/14
--	Mason FERRER	FR	12.06m	39-7 (2.0)	3/31
10	Stockton		53.45m	175-4	
LW: --			<i>average 13.36m</i>	43-10¾	
1	Jared LEWIS	SR	15.25m	50-½ (0.3)	4/13
116	James BOWBLISS	SO	13.27m	43-6¾ (0.0)	4/13
151	Brenden O'BRIEN	FR	13.07mw	42-10¾ (3.4)	4/6
--	Andrew KELLY	FR	11.86m	38-11 (1.7)	4/13
11	Brockport		53.39m	175-2	
LW: --			<i>average 13.35m</i>	43-9¾	
28	Taj SHAW	SO	14.16mw	46-5½ (2.2)	4/21
89	Johnny ZHANG	JR	13.53mw	44-4¾ (2.7)	4/21
141	Damian FENDER	SR	13.10m	42-11¾ (-0.3)	4/14
--	Marquise RIDDICK	SR	12.60m	41-4¾ (0.3)	4/14
12	 Bridgewater (Va.)		53.20m	174-6	
LW: --			<i>average 13.30m</i>	43-7¾	
51	Brandon CHRISTIAN	JR	13.86m	45-5¾ (-0.3)	4/20
92	Chase ROSENTHAL	FR	13.52m	44-4¾ (0.9)	4/20
167	Rashon DAVIS	SO	12.97m	42-6¾ (1.3)	4/13
195	Ryan SHEPARD	JR	12.85m	42-2 (-1.4)	4/20
13	Tufts		52.85m	173-4	
LW: --			<i>average 13.21m</i>	43-4¾	
77	Michael MECHA	FR	13.61m	44-8 (2.0)	4/21
97	Linus GORDON	SR	13.48m	44-2¾ (0.5)	4/21
174	Daeseob LIM	FR	12.93m	42-5¾ (1.5)	4/14
198	James GREGOIRE	JR	12.83m	42-1¼ (0.9)	4/21
14	Rose-Hulman		52.75m	173-0	
LW: --			<i>average 13.19m</i>	43-3¾	
36	Trey SYKES	JR	14.05m	46-1¼ (0.0)	3/30
138	David GONCHAROV	FR	13.13mw	43-1 (2.3)	4/7
190	Aaron STARLIN	SR	12.86m	42-2¾ (0.0)	4/14
228	Josh HENNIG	SR	12.71m	41-8¾ (-0.3)	4/20
15	 Bridgewater State		52.51m	172-3	
LW: --			<i>average 13.13m</i>	43-1	
17	Cameron WILLIAMSON	SR	14.38m	47-2¾ (-0.4)	3/31
186	Joshua MOORE	FR	12.87m	42-2¾ (1.2)	4/20
248	Andrew CHEN	FR	12.65m	41-6 (1.4)	4/14
--	Olivier NDIKUMANA	SO	12.61m	41-4¾ (0.0)	4/14
16	RPI		52.44m	172-0	
LW: --			<i>average 13.11m</i>	43-¾	
5	Matt VITAGLIANO	SR	14.73m	48-4 (2.0)	4/14
108	Luca SCHEUER	SR	13.38mw	43-10¾ (3.0)	4/19
214	Joseph OSAHANI	JR	12.75mw	41-10 (2.9)	4/19
--	Orry NIHANGAME	SO	11.58m	38-0 (1.7)	4/19



2018 Outdoor Track & Field, Week #4

Men's Shot Put

1	Dubuque	63.36m	207-10		
LW: --		average 15.84m	51-11%		
3	Blaze MURFIN	JR	17.00m	55-9%	4/12
11	Ron BROWN	JR	16.05m	52-8	4/12
38	Jackson HARKNESS	FR	15.34m	50-4	4/21
48	Josh MATHIS	SO	14.97m	49-1%	4/12
2	UW-Stout	60.68m	199-1		
LW: --		average 15.17m	49-9%		
4	Sam ELSNER	SR	16.95m	55-7%	3/16
51	Anton PROKSCH	SR	14.95m	49-%	3/16
80	Kevin RUECHEL	FR	14.47m	47-5%	3/16
89	Alec BENZINGER	FR	14.31m	46-11%	4/21
3	Hamline	59.60m	195-6		
LW: --		average 14.90m	48-10%		
14	Travis JACOBSON	SR	15.92m	52-2%	3/16
21	Eric DOLS	JR	15.61m	51-2%	3/16
114	Mitchell MADAY	JR	14.07m	46-2	3/16
125	Dylan LARSON	SO	14.00m	45-11%	4/21
4	Rose-Hulman	59.55m	195-4		
LW: --		average 14.89m	48-10%		
12	Josh HIMES	SR	16.03m	52-7%	4/14
69	Eric FIACABLE	JR	14.63m	48-0	4/14
69	Jacob SPARKS	SO	14.63m	48-0	4/14
97	Nathan SCHRADER	SO	14.26m	46-9%	4/14
5	Augustana (Ill.)	59.35m	194-8		
LW: --		average 14.84m	48-8%		
2	Ethan EHLERS	SR	17.03m	55-10%	3/29
22	Kevin BARBIAN	SR	15.58m	51-1%	4/20
174	Keith Jr. KING	SR	13.53m	44-4%	4/7
231	Cody WHEELER	JR	13.21m	43-4%	4/20
6	Brockport	58.87m	193-1		
LW: --		average 14.72m	48-3%		
19	Tony DEYOUNG	SO	15.69m	51-5%	4/21
54	Gunner RAPONE	JR	14.91m	48-11	4/14
61	Christian JOHNSON	SO	14.70m	48-2%	4/14
169	Matt FAULISE	SO	13.57m	44-6%	4/14
7	UW-Whitewater	58.56m	192-1		
LW: --		average 14.64m	48-%		
24	Julio PEREZ	SO	15.52m	50-11	4/20
44	Jason D'AMICO	SR	15.12m	49-7%	4/20
113	Landon ZIMMERMAN	SO	14.09m	46-2%	4/20
138	Keegan RICHARDS	SO	13.83m	45-4%	4/12
8	Mount Union	58.54m	192-0		
LW: --		average 14.64m	48-%		
40	Seth CALHOUN	SO	15.22m	49-11%	4/13
74	Connor BROGAN	SO	14.55m	47-9	4/21
81	Matt FITCHET	SR	14.44m	47-4%	4/13
86	Lucas COOPER	SO	14.33m	47-%	4/13
9	UW-La Crosse	58.01m	190-4		
LW: --		average 14.50m	47-7		
8	Daniel GRAF	SO	16.25m	53-3%	4/12
59	Nick SWOGER	FR	14.78m	48-6	4/21
77	Kyle PULVERMACHER	SO	14.51m	47-7%	4/12
--	Michael LAMPMAN	FR	12.47m	40-11	4/12
10	UW-Eau Claire	57.88m	189-10		
LW: --		average 14.47m	47-5%		
1	David KORNACK	JR	18.14m	59-6%	4/12
104	Brad STOLL	SR	14.20m	46-7%	4/21
174	Thomas JENSEN	SO	13.53m	44-4%	3/23
--	Chris ANDERSON	FR	12.01m	39-5	4/12
11	UW-Stevens Point	57.27m	187-10		
LW: --		average 14.32m	46-11%		
34	Brent REIERSON	SR	15.36m	50-4%	4/12
92	Dylan DELANEY	SO	14.28m	46-10%	4/20
108	Blake ORR	FR	14.13m	46-4%	4/7
182	Logan GARSKI	SO	13.50m	44-3%	4/20
12	Christopher Newport	57.06m	187-2		
LW: --		average 14.27m	46-9%		
15	Brendon BURROWS	SR	15.75m	51-8%	4/5
58	Legend HAYES	SR	14.80m	48-6%	3/31
120	Carlos BAZAN ALFARO	JR	14.02m	46-0	3/31
--	Samuel JOHNSON	FR	12.49m	40-11%	4/20
13	Utica	56.28m	184-7		
LW: --		average 14.07m	46-2		
47	Keanu HEEDRAM	SO	15.05m	49-4%	4/14
107	Tyler MOSHER	SO	14.14m	46-4%	3/31
142	Zack LEADER	FR	13.80m	45-3%	4/14
221	Jude MANFORD	SR	13.29m	43-7%	4/14
14	Nebraska Wesleyan	56.25m	184-6		
LW: --		average 14.06m	46-1%		
72	Georg NIIT	SR	14.59m	47-10%	4/21
78	Seth LINDGREN	SR	14.49m	47-6%	4/21
144	Sam LINDGREN	FR	13.77m	45-2%	4/5
197	Travis HARTWIG	JR	13.40m	43-11%	4/13
15	Worcester State	55.25m	181-3		
LW: --		average 13.81m	45-3%		
52	Elmer ACUNA	SO	14.94m	49-%	4/21
154	Anthony CHRISTO	JR	13.67m	44-10%	4/14
159	Marcus VIEIRA	JR	13.63m	44-8%	3/23
--	Jacob ROUMANOS	SR	13.01m	42-8%	4/21
16	Bowdoin	55.10m	180-9		
LW: --		average 13.78m	45-2%		
45	John PIETRO	SR	15.09m	49-6%	4/21
185	Vincent LAROVERE	SR	13.48m	44-2%	4/7
203	A BALASUBRAMANYAM	FR	13.37m	43-10%	4/13
236	Michael DONOVAN	FR	13.16m	43-2%	4/21



2018 Outdoor Track & Field, Week #4

Men's Discus

Rank	Team	Total	Average	Count
1	UW-Stout	186.90	46.73m	613-2
LW: --				
2	Sam ELSNER SR	55.04m	180-7	4/21
23	Anton PROKSCH SR	47.82m	156-10	3/16
89	Kevin RUECHEL FR	44.11m	144-8	4/21
247	Alec BENZINGER FR	39.93m	131-0	4/12
2	Dubuque	184.63	46.16m	605-9
LW: --				
7	Blaze MURFIN JR	50.20m	164-8	4/21
41	Jackson HARKNESS FR	46.43m	152-4	4/21
61	Ronald BROWN JR	45.49m	149-3	4/4
136	Aidan CARR SO	42.51m	139-5	4/21
3	Augustana (Ill.)	184.03	46.01m	603-9
LW: --				
9	Kevin BARBIAN SR	49.85m	163-6	4/20
31	Ethan EHLERS SR	47.30m	155-2	3/29
56	Nick STEICHMANN SR	45.73m	150-0	4/20
195	Keith Jr. KING SR	41.15m	135-0	4/20
4	Christopher Newport	182.79	45.70m	599-8
LW: --				
4	Legend HAYES SR	53.42m	175-3	4/20
6	Brendon BURROWS SR	51.90m	170-3	4/20
225	Carlos BAZAN ALFARO JR	40.40m	132-6	4/14
--	AJ PALMER FR	37.07m	121-7	3/31
5	UW-Platteville	182.51	45.63m	598-9
LW: --				
29	Cole EASTLICK SO	47.35m	155-4	4/20
57	Alexander WALECHKA SO	45.68m	149-10	4/20
73	Branden DREWS FR	44.95m	147-5	4/20
81	Ty OSTER FR	44.53m	146-1	4/20
6	UW-Stevens Point	180.48	45.12m	592-1
LW: --				
15	Brent REIERSON SR	48.94m	160-6	4/7
61	Kyle NOWAK SR	45.49m	149-3	4/20
115	Dylan DELANEY SO	43.13m	141-6	4/20
124	Blake ORR FR	42.92m	140-9	4/20
7	Mount Union	180.37	45.09m	591-9
LW: --				
21	Lucas COOPER SO	48.05m	157-7	4/7
72	Connor BROGAN SO	45.04m	147-9	3/30
79	Austin AIKINS SO	44.58m	146-3	4/13
129	Seth CALHOUN SO	42.70m	140-1	4/13
8	UW-Whitewater	178.09	44.52m	584-3
LW: --				
39	Jason D'AMICO SR	46.70m	153-2	4/20
58	Landon ZIMMERMAN SO	45.64m	149-9	4/20
85	Julio PEREZ SO	44.40m	145-8	4/12
185	Keegan RICHARDS SO	41.35m	135-8	4/20
9	Rose-Hulman	177.22	44.31m	581-5
LW: --				
46	Josh HIMES SR	46.30m	151-11	3/30
84	Eric FIACABLE JR	44.51m	146-0	4/7
94	Jonah YATES FR	43.86m	143-10	4/7
134	Jacob SPARKS SO	42.55m	139-7	4/7
10	Nebraska Wesleyan	176.02	44.01m	577-6
LW: --				
49	Charles GOODMAN JR	45.99m	150-10	4/13
50	Georg NIIT SR	45.97m	150-10	4/21
128	Jared POHLMANN SO	42.74m	140-2	4/13
187	Seth LINDGREN SR	41.32m	135-6	4/13
11	Worcester State	175.38	43.85m	575-4
LW: --				
17	Marcus VIEIRA JR	48.74m	159-11	3/31
105	Elmer ACUNA SO	43.46m	142-7	4/14
142	Jacob ROUMANOS SR	42.38m	139-0	4/21
204	Anthony CHRISTO JR	40.80m	133-10	4/14
12	Central (Iowa)	174.86	43.72m	573-8
LW: --				
18	Nathan FITZGERALD SO	48.45m	158-11	4/5
70	Ryan KRUSE SR	45.07m	147-10	4/5
116	Patrick NOREM JR	43.11m	141-5	4/5
--	Michael FIRKINS JR	38.23m	125-5	3/29
13	George Fox	173.63	43.41m	569-8
LW: --				
3	Caleb DALZELL JR	53.98m	177-1	3/31
148	Collin ALTENEDER SO	42.19m	138-5	4/20
158	Alex HORN SO	42.05m	137-11	3/22
--	Paul VAN ROSEN SO	35.41m	116-2	3/2
14	UW-La Crosse	173.59	43.40m	569-6
LW: --				
24	Kyle PULVERMACHER SO	47.65m	156-4	4/21
155	Daniel GRAF SO	42.10m	138-1	4/21
160	Michael LAMPMAN FR	42.02m	137-10	4/21
168	Nathan BERG SR	41.82m	137-2	4/21
15	Pacific (Ore.)	173.01	43.25m	567-7
LW: --				
38	Jacob DUVAL SO	46.81m	153-7	3/24
42	Josh HUFFMAN JR	46.41m	152-3	3/2
171	Chase PATTERSON SR	41.76m	137-0	3/10
--	Chris BUTCHER FR	38.03m	124-9	4/20
16	Bates	172.69	43.17m	566-7
LW: --				
12	Adedire FAKOREDE SR	49.18m	161-4	4/13
96	Thomas ENDEAN SR	43.84m	143-10	4/21
--	John REX FR	39.85m	130-9	4/14
--	Tyler HARRINGTON JR	39.82m	130-7	4/13



2018 Outdoor Track & Field, Week #4

Men's Hammer

1	UW-La Crosse	217.47	713-6
LW: --		average 54.37m	178-4
14	Christian MORZINSKI JR	55.77m	182-11 4/12
19	Andrew JARRETT SO	55.08m	180-8 4/21
27	Nathan BERG SR	53.54m	175-8 4/21
30	Justin DONKIN SO	53.08m	174-1 4/12

2	Hamline	212.53	697-3
LW: --		average 53.13m	174-4
2	Eric DOLS JR	60.99m	200-1 4/21
25	Mitchell MADAY JR	53.94m	176-11 4/21
59	Ray CULP SR	50.51m	165-8 4/12
109	Dylan LARSON SO	47.09m	154-6 4/21

3	Dubuque	200.83	658-10
LW: --		average 50.21m	164-8
12	Blaze MURFIN JR	55.86m	183-3 4/21
50	Ron BROWN JR	51.35m	168-5 4/21
117	Josh MATHIS SO	46.89m	153-10 4/21
120	Scott TAYLOR SR	46.73m	153-3 4/21

4	Bates	198.90	652-6
LW: --		average 49.73m	163-1
10	Adedire FAKOREDE SR	56.27m	184-7 4/21
59	John REX FR	50.51m	165-8 4/14
75	Zack CAMPBELL JR	49.22m	161-5 4/21
244	Tyler HARRINGTON JR	42.90m	140-9 4/21

5	Buena Vista	197.52	648-0
LW: --		average 49.38m	162-0
51	Shelmund MERCALINA JR	51.31m	168-4 4/20
67	Garrett ROHLK SR	49.42m	162-1 4/12
83	Drew BEALL JR	48.69m	159-9 4/20
90	Chase BONNER JR	48.10m	157-9 4/20

6	UW-Stout	196.15	643-6
LW: --		average 49.04m	160-10
4	Sam ELSNER SR	59.71m	195-10 3/16
38	Anton PROKSCH SR	52.27m	171-6 4/21
211	Duncan MAGERL SR	43.70m	143-4 3/16
--	Kevin RUECHEL FR	40.47m	132-9 4/12

7	St. Thomas (Minn.)	194.75	638-11
LW: --		average 48.69m	159-9
9	Eric HOLST JR	56.36m	184-11 4/20
31	Austin JOCHUM SR	53.05m	174-0 4/20
241	David DANHAUER JR	42.94m	140-10 4/21
--	Gage O'BRIEN SO	42.40m	139-1 4/12

8	UW-Stevens Point	193.91	636-2
LW: --		average 48.48m	159-0
53	Brent REIERSON SR	51.17m	167-10 4/12
89	Dylan DELANEY SO	48.16m	158-0 4/12
101	Caleb RHEINSCHMIDT JR	47.54m	155-11 4/20
112	Isaiah YAROCH SO	47.04m	154-4 4/12

9	Rhode Island College	193.84	635-11
LW: --		average 48.46m	159-0
43	Shamar SPRUILL JR	52.09m	170-10 4/21
55	Jake BRIERLY JR	50.86m	166-10 4/14
125	Seth LARBI SR	46.61m	152-11 3/31
192	Joseph PALAZZO SO	44.28m	145-3 4/14

10	Monmouth (Ill.)	192.16	630-5
LW: --		average 48.04m	157-7
34	John HINTZ JR	52.69m	172-10 3/31
81	Joe KRALL SO	48.78m	160-0 4/14
140	Drew THAXTON FR	45.97m	150-10 3/31
174	Ben STILLWELL SR	44.72m	146-8 4/20

11	Brockport	190.28	624-3
LW: --		average 47.57m	156-1
56	John FLEMING SO	50.83m	166-9 4/21
87	Gunner RAPONE JR	48.40m	158-9 4/21
121	Christian JOHNSON SO	46.71m	153-3 4/14
191	Matt FAULISE SO	44.34m	145-5 4/14

12	Loras	190.23	624-1
LW: --		average 47.56m	156-0
52	Jake BERG JR	51.29m	168-3 4/12
78	Garrett HAMMOND JR	48.96m	160-7 4/4
104	John MESKIMEN JR	47.41m	155-6 4/20
--	Nic YOUNG JR	42.57m	139-8 3/28

13	Defiance	189.79	622-8
LW: --		average 47.45m	155-8
34	Joshua PETRO SR	52.69m	172-10 4/14
80	Javier CASTILLO JR	48.89m	160-5 4/20
130	Andrew FAHLER JR	46.44m	152-4 4/20
--	James BARANOSKI JR	41.77m	137-0 3/30

14	Augustana (Ill.)	187.94	616-7
LW: --		average 46.99m	154-2
3	Cody WHEELER JR	60.68m	199-1 4/20
115	Kevin BARBIAN SR	46.99m	154-2 4/7
--	Joe BELLAFFIORE SR	41.96m	137-8 3/29
--	Keneniah SAUNDERS SR	38.31m	125-8 4/20

15	Rose-Hulman	186.73	612-7
LW: --		average 46.68m	153-2
21	Eric FIACABLE JR	55.02m	180-6 4/20
190	Josh HIMES SR	44.39m	145-7 3/17
206	Jacob SPARKS SO	43.78m	143-7 4/20
218	David WALBRING JR	43.54m	142-10 4/20

16	Nebraska Wesleyan	185.77	609-5
LW: --		average 46.44m	152-4
16	Georg NIIT SR	55.70m	182-9 4/21
106	Seth LINDGREN SR	47.29m	155-2 4/13
--	Jared POHLMANN SO	41.56m	136-4 4/5
--	Zach HELLIE FR	41.22m	135-3 4/13



2018 Outdoor Track & Field, Week #4

Men's Javelin

1	UMass Dartmouth	230.73	757-0
LW: --		average 57.68m	189-3
4	Jordan ENTWISTLE	SO	66.34m 217-8 3/31
11	Steve TENCATI	JR	61.80m 202-9 4/14
105	John KLECZKOWSKI	SR	51.67m 169-6 4/14
123	Mike VOLKMANN	FR	50.92m 167-0 3/31

2	George Fox	227.95	747-10
LW: --		average 56.99m	186-11
1	Seth NONNENMACHER	SR	71.48m 234-6 4/20
25	Alex CANCHOLA	SR	57.14m 187-5 3/31
69	Jose IGNACIO	FR	53.17m 174-5 4/20
--	Berkley HILL	FR	46.16m 151-5 3/17

3	Bridgewater State	218.52	716-11
LW: --		average 54.63m	179-2
20	Joshua MOORE	FR	58.12m 190-8 4/20
48	Ryan BAIN	SO	54.90m 180-1 4/14
74	Brandon HOULE	JR	53.03m 173-11 4/7
88	John CHRETIEN	FR	52.47m 172-1 4/14

4	Mount Union	216.96	711-9
LW: --		average 54.24m	177-11
5	Jaquill SCOTT	SR	65.48m 214-10 4/14
40	Bryce BISKUP	SO	55.62m 182-5 4/7
205	Jeremiah GYULAI	FR	48.05m 157-7 4/13
212	Garrett DANIELLO	FR	47.81m 156-10 4/21

5	Stockton	216.62	710-8
LW: --		average 54.16m	177-8
9	Steven JERNEE	FR	62.67m 205-7 4/20
66	Ryan SZELC	SR	53.59m 175-10 4/13
127	Mark MITCHELL	JR	50.82m 166-8 4/6
164	Jordan AUGHENBAUGH	SR	49.54m 162-6 4/20

6	Stevens	212.89	698-5
LW: --		average 53.22m	174-7
36	Tanner LYONS	SR	56.20m 184-4 3/31
41	Dalton NEWMAN	SO	55.34m 181-6 4/14
113	Ryan LOCKE	SO	51.37m 168-6 4/6
147	Parker DIMOCK	JR	49.98m 163-11 4/21

7	Whitworth	211.56	694-1
LW: --		average 52.89m	173-6
2	Andrew BLOOM	SR	69.92m 229-4 4/20
18	Nicholas MCGILL	SO	59.11m 193-11 4/20
--	Al-Amin YUSUF	SO	41.93m 137-6 4/6
--	Joseph TINGSTAD	FR	40.60m 133-2 3/17

8	Springfield (Mass.)	210.76	691-5
LW: --		average 52.69m	172-10
28	Thomas CALLIS	SO	56.98m 186-11 4/7
28	Whitton DEVAUX	SR	56.98m 186-11 4/7
30	Matthew BLANCHETTE	SR	56.80m 186-4 4/7
--	Jonathan WEAVER	SR	40.00m 131-3 4/21

9	RPI	206.76	678-4
LW: --		average 51.69m	169-7
27	Joe GRELLA	SR	57.08m 187-3 4/19
123	Eddie MAXWELL	JR	50.92m 167-0 4/19
149	Joseph VETERE	JR	49.89m 163-8 4/7
182	Frank DITOMMASO	FR	48.87m 160-4 4/7

10	Birmingham-Southern	205.76	675-0
LW: --		average 51.44m	168-9
10	Luke BALLARD	FR	62.47m 204-11 4/20
33	CJ LECROY	FR	56.44m 185-2 4/20
179	Connor JARECKI	SR	49.05m 160-11 4/20
--	Kameren MORGAN	JR	37.80m 124-0 4/20

11	Central (Iowa)	204.97	672-5
LW: --		average 51.24m	168-1
13	Ryan KRUSE	SR	61.23m 200-10 3/29
129	Will DANIELS	SO	50.79m 166-7 4/18
238	Nathan FITZGERALD	SO	46.88m 153-9 4/5
--	Michael FIRKINS	JR	46.07m 151-1 3/29

12	Williams	204.15	669-9
LW: --		average 51.04m	167-5
89	Tobias MUELLERS	SR	52.43m 172-0 3/22
101	James HEINL	JR	51.97m 170-6 3/31
144	Ian MOOK	SR	50.06m 164-3 3/24
156	Dan RENWICK	FR	49.69m 163-0 3/24

13	Montclair State	203.66	668-2
LW: --		average 50.92m	167-0
12	Rob MELILLO	JR	61.59m 202-1 3/31
84	Damien VALENTINE	FR	52.58m 172-6 3/31
213	Troy PERESSINI	FR	47.78m 156-9 4/21
--	Jameer HOWARD-SCOTT	SO	41.71m 136-10 4/21

14	Ursinus	199.91	655-10
LW: --		average 49.98m	163-11
80	Mike FELIX	FR	52.73m 173-0 3/31
121	Connor LENT	SR	51.05m 167-6 3/31
122	Austin BITTENBENDER	SO	50.96m 167-2 3/31
--	Riley GROURKE	FR	45.17m 148-2 4/13

15	Pacific (Ore.)	199.52	654-7
LW: --		average 49.88m	163-7
64	Dylan KNOSTMAN	SO	53.65m 176-0 3/10
75	Aukai KEA	JR	52.92m 173-7 3/2
244	Zach HEWSON	SR	46.76m 153-5 3/31
--	Kristian BUMANLAG	FR	46.19m 151-6 4/14

16	Rowan	198.72	651-11
LW: --		average 49.68m	163-0
32	Dan MCALEAVEY	FR	56.57m 185-7 4/20
145	Cameron DALEY	JR	50.00m 164-0 4/13
205	Anthony SOZZI	JR	48.05m 157-7 4/20
--	Cameron MCIVER	SO	44.10m 144-8 4/6

**2018 Outdoor Track & Field, Week #4****Men's Decathlon**

1	George Fox	24,220	
LW: --		<i>average 6,055</i>	
1	Alex CANCHOLA	SR 6,752	3/22
21	Jon PROCTOR	SR 5,977	4/9
24	Thomas HUGHES	JR 5,835	3/22
34	Berkley HILL	FR 5,656	3/22
2	SUNY Cortland	22,326	
LW: --		<i>average 5,582</i>	
18	Zachary KASHMER	SO 6,128	4/12
37	Isaiah BROOKS	FR 5,591	4/12
47	Easton REAGAN	FR 5,384	4/21
61	Kellen MARTIN	FR 5,223	4/21
3	UW-Eau Claire	20,514	
LW: --		<i>average 5,129</i>	
15	Michael AMERLAN	SR 6,240	4/21
69	Jed LORENZ	FR 4,966	4/21
74	Nathan WILEY	SO 4,827	4/21
94	Jordan LACEY	FR 4,481	4/21
4	Luther	18,612	
LW: --		<i>average 4,653</i>	
44	Elijah KANE	SR 5,420	4/20
84	Jackson HENDRICKS	SR 4,688	4/20
97	Robert SMEDSRUD	SO 4,406	4/20
104	Eric SMEDSRUD	FR 4,098	4/20



2018 Outdoor Track & Field, Week #4

Women's 100 Meters

1	George Fox	49.23
LW: --		average 12.31

9	Sara TURNER	FR	12.13	(0.1)	3/22
12	Kennedy TAUBE	FR	12.20	(0.1)	3/22
21	Sarah KING	JR	12.28	(0.8)	3/31
107	Lis LARSEN	JR	12.62	(0.0)	4/20

2	Claremont-Mudd-Scrip	49.72
LW: --		average 12.43

1	Tyra ABRAHAM	SR	11.65	(2.0)	3/24
30	Nirel JONESMITCHELL	SO	12.33	(1.8)	4/14
76	Danielle HONAN	FR	12.55w	(2.3)	3/16
--	Carolyn WEISMAN	FR	13.19	(0.6)	3/31

3	Mount Union	49.87
LW: --		average 12.47

8	Rachael ADAMS	SO	12.12	(1.0)	4/13
55	Katie GOEDECKE	SR	12.48	(0.5)	4/21
66	Dajiana JOHNSON	SO	12.51	(0.5)	4/21
164	Steph DONLEY	SR	12.76	(0.0)	4/21

4	UMass Boston	49.97
LW: --		average 12.49

2	Wadeline JONATHAS	SO	11.66w	(2.2)	4/21
74	Taylor DRIGGERS	SR	12.54w	(2.2)	4/21
226	Abigail JEAN-BAPTISTE	FR	12.88	(1.8)	4/14
232	Lexy BEAN	SR	12.89	(0.6)	4/7

5	Rowan	49.98
LW: --		average 12.50

20	Aaniyah ROBINSON	SO	12.27	(0.8)	4/20
74	s MCLEOD-WHITENER	FR	12.54	(-0.6)	4/20
87	Darielle CROSS	SO	12.58	(0.7)	4/20
91	Aspen MCMILLAN	JR	12.59w	(2.6)	3/15

6	Birmingham-Southern	50.19
LW: --		average 12.55

4	Karmin SHUTE	SR	11.82	(0.8)	3/30
68	Tamrah TUCKER	FR	12.52w	(2.2)	3/16
248	Deja HULBERT	JR	12.92	(2.0)	3/16
--	Taylor TROTMAN	FR	12.93	(1.1)	4/20

7	Redlands	50.22
LW: --		average 12.56

10	Chyenne KIMBLE	SO	12.15	(1.8)	4/14
101	Hannah ALBRECHT	FR	12.61w	(2.3)	3/16
111	Sophie BROOKS	SR	12.63	(1.8)	4/14
200	Andrea LYON	FR	12.83	(1.8)	4/14

8	Trinity (Conn.)	50.34
LW: --		average 12.59

23	K MARLOW-BENEDICK	SO	12.30w	(3.1)	4/7
69	Morgan HALLOW	JR	12.53w	(3.9)	4/21
111	Emma BUCKLEY	FR	12.63w	(3.1)	4/7
226	Samantha MARCH	FR	12.88w	(3.9)	4/21

9	SUNY Geneseo	50.46
LW: --		average 12.62

28	Camille WUTZ	SR	12.32	(1.8)	3/31
91	Lauren BAMFORD	SR	12.59w	(3.5)	3/31
91	Hannah MADDEN	JR	12.59	(1.8)	3/31
--	Jenna STRICKLAND	FR	12.96	(-1.2)	4/14

10	Rhode Island College	50.49
LW: --		average 12.62

30	Eleni GRAMMAS	JR	12.33w	(2.2)	4/21
116	Nicole GRAMMAS	JR	12.64w	(2.2)	4/21
119	Emma LANDROCHE	SO	12.65	(0.3)	4/14
220	Jacklyn XAVIER	SO	12.87w	(2.2)	4/21

11	Brockport	50.51
LW: --		average 12.63

55	Taryn PRUTSMAN	SR	12.48	(1.8)	3/31
69	Molly SCARPELLO	SO	12.53w	(2.1)	4/21
139	Cynthia JOHN-OGAM	JR	12.69w	(3.5)	3/31
185	Ayana REID	FR	12.81w	(2.1)	4/21

12	UW-Stout	50.55
LW: --		average 12.64

43	Tymesia MCFADDEN	JR	12.42	(-0.4)	4/21
54	Kaitlin MALLEK	JR	12.47w	(2.4)	4/12
142	Davia CLARKE	FR	12.70w	(2.2)	3/16
--	Nicole NELSON	SO	12.96	(1.9)	4/12

13	UW-Eau Claire	50.59
LW: --		average 12.65

61	Kelsey WORACHEK	SR	12.49	(1.5)	4/12
66	Amy CHEN	FR	12.51w	(3.9)	4/21
107	Ashleigh BUERGI	SR	12.62	(1.7)	4/12
--	Katie HENSCHHELL	FR	12.97w	(3.2)	4/21

14	Otterbein	50.60
LW: --		average 12.65

55	Carmen D'IPPOLITO	JR	12.48	(0.9)	3/15
81	Raquel WARNER	SO	12.56	(1.3)	4/20
154	Macie WRIGHT	FR	12.74	(1.3)	4/14
190	Shyla CUMMINGS	SR	12.82	(1.2)	4/20

15	Roanoke	50.65
LW: --		average 12.66

3	Quinn HARLAN	FR	11.78w	(3.6)	4/6
69	Claire AURAND	SO	12.53w	(3.6)	4/6
--	Alison MOREAU	FR	13.02	(0.0)	4/20
--	Bailey PARKS	FR	13.32w	(3.2)	4/6

16	UW-Oshkosh	50.68
LW: --		average 12.67

69	Emily REICHENBERGER	JR	12.53	(0.4)	4/12
101	Lauren WRENSCH	JR	12.61	(1.4)	4/21
139	Taylor PRALLE	SO	12.69	(0.4)	4/12
211	Olivia SEELEY	JR	12.85	(1.7)	4/12



2018 Outdoor Track & Field, Week #4

Women's 200 Meters

1	George Fox	1:39.77			
LW: --		average 24.94			
7	Sarah KING	JR 24.76	(0.2)	3/31	
8	Kennedy TAUBE	FR 24.77	(0.9)	4/20	
12	Sara TURNER	FR 24.95	(0.9)	4/20	
26	Annie WRIGHT	JR 25.29	(0.9)	4/20	
2	UMass Boston	1:41.94			
LW: --		average 25.49			
1	Wadeline JONATHAS	SO 23.29	(0.8)	3/16	
100	Taylor DRIGGERS	SR 25.93w	(2.9)	3/16	
130	Lexy BEAN	SR 26.10	(1.0)	4/14	
--	Olivia BURNES	SO 26.62	(1.0)	4/21	
3	Occidental	1:42.60			
LW: --		average 25.65			
6	LaShauna PORTER	SO 24.70w	(2.2)	4/7	
45	Emma YUDELEVITCH	JR 25.53w	(2.2)	4/14	
79	Jada NEWKIRK	FR 25.74w	(2.2)	4/14	
--	Isabelle DUNNE	SR 26.63	(1.0)	4/7	
4	UW-Eau Claire	1:42.85			
LW: --		average 25.71			
23	Sarah GLIDDEN	SR 25.21	(1.1)	4/21	
43	Ashleigh BUERGI	SR 25.51	(0.4)	4/21	
100	Kelsey WORACHEK	SR 25.93	(0.4)	4/21	
151	Amy CHEN	FR 26.20	(0.9)	4/21	
5	Nebraska Wesleyan	1:42.96			
LW: --		average 25.74			
13	Aspen ROLFES	FR 25.03	(1.6)	4/13	
16	Elizabeth JONES	JR 25.11	(1.6)	4/13	
184	Anna FRAZIER	JR 26.36	(0.8)	4/21	
211	Kaylee JONES	JR 26.46	(1.2)	4/21	
6	Claremont-Mudd-Scrip	1:42.99			
LW: --		average 25.75			
3	Tyra ABRAHAM	SR 24.58	(0.6)	4/7	
39	Nirel JONESMITCHELL	SO 25.41	(1.9)	3/31	
190	Danielle HONAN	FR 26.39	(0.0)	3/3	
247	Grace PRATT	FR 26.61	(1.2)	3/31	
7	Mount Union	1:43.03			
LW: --		average 25.76			
4	Rachael ADAMS	SO 24.62	(0.2)	4/13	
86	Katie GOEDECKE	SR 25.83	(0.0)	4/13	
145	Megan BAILEY	FR 26.17	(0.0)	4/13	
194	Steph DONLEY	SR 26.41	(0.0)	4/13	
8	Rowan	1:43.43			
LW: --		average 25.86			
58	Aaniyah ROBINSON	SO 25.62	(1.7)	4/20	
61	Darielle CROSS	SO 25.63	(0.4)	3/30	
100	myiah STURDIVANT	FR 25.93	(0.4)	3/30	
161	Melina JOHNSON	SO 26.25	(0.9)	4/13	
9	Wesley	1:43.47			
LW: --		average 25.87			
77	Rakiya TAYLOR	FR 25.73	(-0.7)	4/14	
82	Evelina SLOBOH	SO 25.80	(-0.7)	4/14	
90	Maysha FOSTER	FR 25.88	(1.1)	4/20	
121	Briana ARTIS	JR 26.06	(1.7)	4/20	
10	Whitworth	1:43.56			
LW: --		average 25.89			
56	Kameha MEDALLADA	SO 25.59	(0.9)	4/20	
81	Isabel CLARK	JR 25.77	(0.4)	3/22	
97	Sarah MARTINEZ	SR 25.92	(0.9)	4/20	
165	Sarah COOL	SO 26.28	(0.9)	4/20	
11	Williams	1:43.57			
LW: --		average 25.89			
36	Kennedy GREEN	JR 25.38	(1.1)	3/24	
52	Megan POWELL	SO 25.57	(1.1)	4/13	
89	Davis COLLISON	FR 25.86	(1.1)	4/13	
--	Caitlin UBL	JR 26.76	(-2.1)	3/22	
12	Ohio Wesleyan	1:43.82			
LW: --		average 25.96			
61	Emily BROWN	SR 25.63	(2.0)	4/14	
113	Cirrus ROBINSON	SO 26.02	(1.2)	4/14	
113	Megan SIEVERS	SO 26.02	(2.0)	4/14	
138	Jalayah ATKINSON	SO 26.15w	(3.0)	4/21	
13	Emory	1:44.04			
LW: --		average 26.01			
5	Dani BLAND	JR 24.66w	(3.1)	3/30	
136	Rebekah BONDI	FR 26.13	(-1.0)	3/30	
177	Erica GOLDMAN	SR 26.31w	(3.9)	4/6	
--	Julia LEVENTHAL	SR 26.94	(-2.0)	4/13	
14	Trinity (Texas)	1:44.05			
LW: --		average 26.01			
30	Nkolika NWEKE	SR 25.34w	(2.2)	4/13	
55	Elizabeth PETERS	SR 25.58w	(3.4)	4/13	
214	Triniti LEMMONS	FR 26.47	(0.3)	4/7	
--	Andy GARZA	SO 26.66w	(2.9)	4/13	
15	TCNJ	1:44.07			
LW: --		average 26.02			
45	Samantha GORMAN	SO 25.53	(-0.7)	4/14	
77	Danielle CELESTIN	SR 25.73w	(3.6)	4/5	
137	Jada GRISSON	FR 26.14	(0.3)	3/17	
--	Jenna ELLENBACHER	SR 26.67	(2.0)	4/6	
16	Trinity (Conn.)	1:44.10			
LW: --		average 26.03			
21	K MARLOW-BENEDICK	SO 25.20w	(2.8)	4/7	
106	Emma BUCKLEY	FR 25.97	(1.8)	3/31	
134	Morgan HALLOW	JR 26.12	(0.2)	4/14	
--	Katie LAZUR	SO 26.81	(1.3)	4/14	



2018 Outdoor Track & Field, Week #4

Women's 400 Meters

1	UW-Whitewater	3:52.54
LW: --		average 58.14

8	Abbie FELTON	JR	56.28	4/20
26	Ashley TIJERINA	SO	57.77	4/20
43	Enyo AMET	JR	58.35	4/20
149	Megan HERING	SO	1:00.14	4/20

2	Nebraska Wesleyan	3:53.11
LW: --		average 58.28

3	Elizabeth JONES	JR	55.82	4/13
33	Kaylee JONES	JR	58.11	4/21
63	Anna FRAZIER	JR	58.90	4/13
162	Devine GINES	SO	1:00.28	4/13

3	Washington (Mo.)	3:55.51
LW: --		average 58.88

18	Annalise WAGNER	SR	57.29	4/20
62	Nicky ALTHOFF	SO	58.88	4/20
96	Sara MESIANO	SO	59.50	4/20
120	Sophie GRIGAUX	FR	59.84	3/31

4	George Fox	3:55.81
LW: --		average 58.95

2	Sarah KING	JR	55.78	3/22
100	Macadia CALAVAN	SO	59.61	4/20
138	Kiana RASUBALA	SO	1:00.02	3/22
170	Katie JAMES	FR	1:00.40	4/14

5	Emory	3:55.96
LW: --		average 58.99

5	Erica GOLDMAN	SR	56.13	3/23
29	Kaitlyn LEONARD	SO	58.04	3/23
108	Ari NEWHOUSE	JR	59.72	3/23
--	Michelle ROSENBLUM	FR	1:02.07	3/30

6	Augustana (Ill.)	3:56.06
LW: --		average 59.02

4	Katie EASTBURN	SO	55.98	4/20
93	Sydney ZARAGOZA	SR	59.45	4/7
160	Valeria MELO	SR	1:00.27	4/20
164	Madi GLATZ	SO	1:00.36	3/29

7	UMass Boston	3:57.42
LW: --		average 59.36

1	Wadeline JONATHAS	SO	53.18	3/29
140	Lexy BEAN	SR	1:00.05	3/16
--	Olivia BURNES	SO	1:02.04	3/16
--	Taylor DRIGGERS	SR	1:02.15	4/7

8	SUNY Geneseo	3:57.56
LW: --		average 59.39

39	Erin MACDOUGALL	JR	58.20	4/21
110	Laura ZOPF	FR	59.73	4/14
114	Kayla BARBER	FR	59.77	4/14
126	Hannah MADDEN	JR	59.86	4/21

9	Bethel (Minn.)	3:57.73
LW: --		average 59.43

16	Delia LABATT	SO	56.88	4/11
32	Hannah SANKEY	FR	58.06	4/20
72	AddieKay JOHNSON	JR	58.98	4/20
--	Lydia HERATH	JR	1:03.81	4/20

10	Middlebury	3:57.83
LW: --		average 59.46

6	Kate MCCLUSKEY	SR	56.18	3/31
107	Lucy LANG	JR	59.71	4/21
194	Kai MILICI	FR	1:00.71	4/21
241	Kate HOLLY	FR	1:01.23	3/31

11	John Carroll	3:58.21
LW: --		average 59.55

48	Ashura POWELL	JR	58.54	3/30
95	Kendall MILLER	SO	59.47	3/30
105	Noelle SALUAN	SR	59.70	4/14
178	Rachel SCHUBERT	SO	1:00.50	4/14

12	TCNJ	3:58.57
LW: --		average 59.64

27	Samantha GORMAN	SO	57.81	4/14
101	Dana DELUCA	FR	59.63	4/14
168	Katie LACAPRIA	SO	1:00.38	3/31
199	Emily HIRSCH	FR	1:00.75	4/20

13	Wartburg	3:58.71
LW: --		average 59.68

37	Betsy DUEHR	SR	58.18	4/12
81	Taylor JONES	JR	59.21	4/4
175	Erica RITTGERS	SO	1:00.46	4/12
208	Jarika EISENTRAGER	FR	1:00.86	4/12

14	Wesleyan (Conn.)	3:58.75
LW: --		average 59.69

42	Jenny AGUIAR	JR	58.34	4/21
45	Ananya SUBRAHMANIAN	SR	58.41	4/21
145	Allegra FILS-AIME	JR	1:00.09	3/31
--	Julia CELLA	FR	1:01.91	4/21

15	Whitworth	3:59.03
LW: --		average 59.76

25	Sarah MARTINEZ	SR	57.72	4/20
89	Sarah COOL	SO	59.40	4/20
164	Kameha MEDALLADA	SO	1:00.36	4/6
--	Kathryn JENTZ	SR	1:01.55	4/20

16	Mount Union	3:59.70
LW: --		average 59.93

63	Sarah MASON	SO	58.90	4/21
98	Megan BAILEY	FR	59.59	4/13
105	Lindsay THUT	SO	59.70	4/21
--	Hailey MILLER	FR	1:01.51	4/7



2018 Outdoor Track & Field, Week #4

Women's 800 Meters

1	MIT		9:00.97	
LW: --		average 2:15.24		
11	Bailey TREGONING	JR	2:14.17	4/21
15	Katie WILLIAMS	FR	2:15.00	4/20
21	Margaret TRAUTNER	SO	2:15.30	4/21
42	Marissa MCPHILLIPS	SO	2:16.50	4/20
2	Washington (Mo.)		9:05.32	
LW: --		average 2:16.33		
3	Annalise WAGNER	SR	2:09.87	4/14
25	Sophie GRIGAUX	FR	2:15.46	4/14
53	Sara MESIANO	SO	2:17.15	4/14
240	Elizabeth HAGSTROM	SO	2:22.84	4/14
3	Middlebury		9:06.37	
LW: --		average 2:16.59		
8	Anna WILLIG	SO	2:12.73	3/31
31	Katie GLEW	FR	2:15.87	3/31
78	Meg WILSON	SO	2:18.42	4/21
102	Lucy LANG	JR	2:19.35	3/31
4	Johns Hopkins		9:08.01	
LW: --		average 2:17.00		
27	Therese OLSHANSKI	FR	2:15.56	4/20
36	Erin BRUSH	JR	2:16.08	4/20
54	Caroline SMITH	SR	2:17.18	4/20
96	Gina D'ADDARIO	JR	2:19.19	4/6
5	UW-La Crosse		9:09.16	
LW: --		average 2:17.29		
17	Rachel ATCHISON	SR	2:15.13	4/12
37	Kacy FISHER	FR	2:16.15	4/21
74	Abbey ENGEL	FR	2:18.31	4/21
107	Libby BRUGGER	SO	2:19.57	4/12
6	Ohio Northern		9:09.37	
LW: --		average 2:17.34		
1	Emily RICHARDS	SR	2:02.84	4/5
48	Avery EWING	JR	2:17.01	3/30
--	Lauren TURNER	FR	2:23.82	4/20
--	Michaela FOX	JR	2:25.70	4/14
7	Otterbein		9:10.65	
LW: --		average 2:17.66		
23	Katy FOLTZ	JR	2:15.41	4/20
51	Heather SANDVIK	JR	2:17.12	4/7
91	Sarah BEDELL	JR	2:18.84	4/20
100	Gina KOWALEWICZ	FR	2:19.28	4/20
8	UW-Stevens Point		9:12.20	
LW: --		average 2:18.05		
29	Brooke WELLHAUSEN	FR	2:15.66	4/20
33	Michelle PETKOVSEK	SO	2:15.89	4/20
68	Emily SCHLEBECKER	SR	2:18.02	4/20
234	Makani PETERS	SO	2:22.63	4/20
9	Wartburg		9:14.02	
LW: --		average 2:18.50		
18	Betsy DUEHR	SR	2:15.16	4/18
63	Belle TYNNISMAA	SO	2:17.63	4/18
127	Erica RITTGERS	SO	2:20.09	4/21
171	Aubree TAYLOR	SR	2:21.14	4/4
10	Williams		9:14.15	
LW: --		average 2:18.54		
24	Anna PASSANNANTE	SO	2:15.43	3/31
83	Anna HARLEEN	SR	2:18.60	4/21
124	Eliza MATT	SR	2:19.97	3/24
129	Brianna BOURNE	FR	2:20.15	4/21
11	Bowdoin		9:14.90	
LW: --		average 2:18.73		
14	Sarah KELLEY	SR	2:14.63	4/20
41	Claire TRAUM	FR	2:16.36	4/20
158	Caroline SHIPLEY	SO	2:20.69	4/20
--	Abigael OSMANSKI	FR	2:23.22	4/20
12	Chicago		9:15.38	
LW: --		average 2:18.85		
58	Megan VERNER-CRIST	SR	2:17.40	4/21
75	Emma DYER	FR	2:18.35	4/21
108	Maddie DEVOE	FR	2:19.58	3/29
126	Katie JASMINSKI	FR	2:20.05	4/21
13	Tufts		9:15.57	
LW: --		average 2:18.89		
26	Rhemi TOTH	SO	2:15.55	4/7
77	Lauren DIAZ	SO	2:18.40	4/21
135	Emily MURRAY	FR	2:20.30	4/7
179	Brittany BOWMAN	SR	2:21.32	4/21
14	WPI		9:15.88	
LW: --		average 2:18.97		
2	Sydney PACKARD	SO	2:09.34	3/16
10	Lea STRANGIO	SR	2:14.09	3/16
--	Lauren KAIJA	FR	2:26.00	3/31
--	Callie SCHADT	SO	2:26.45	4/14
15	Claremont-Mudd-Scrip		9:16.63	
LW: --		average 2:19.16		
19	Bryn MCKILLOP	SR	2:15.21	3/3
43	Kyleigh MANN	SR	2:16.55	4/14
146	Abby JOHNSON	FR	2:20.44	3/23
--	Roselyn CANTU	SR	2:24.43	3/31
16	Linfield		9:17.63	
LW: --		average 2:19.41		
28	Kaelia NEAL	SR	2:15.62	4/14
111	Emma KNUDSON	SR	2:19.64	4/14
151	Jaime RODDEN	SR	2:20.52	4/14
204	Courtney BEARD	JR	2:21.85	3/10



2018 Outdoor Track & Field, Week #4

Women's 1500 Meters

1		Johns Hopkins	18:31.6
LW: --		average 4:37.90	
14	Therese OLSHANSKI	FR 4:36.00	3/30
17	Caroline SMITH	SR 4:37.08	4/14
22	Gina D'ADDARIO	JR 4:37.88	4/20
48	Caelyn REILLY	SO 4:40.66	3/30

2		Claremont-Mudd-Scrip	18:38.4
LW: --		average 4:39.61	
2	Bryn MCKILLOP	SR 4:26.72	3/24
31	Kyleigh MANN	SR 4:39.06	4/19
75	Roselyn CANTU	SR 4:43.35	3/3
161	Abby JOHNSON	FR 4:49.32	4/7

3		Middlebury	18:41.3
LW: --		average 4:40.33	
26	Katie GLEW	FR 4:38.50	3/24
33	Abigail NADLER	JR 4:39.16	3/31
46	Kate MACCARY	JR 4:40.60	4/21
69	Anna WILLIG	SO 4:43.07	4/21

4		MIT	18:41.8
LW: --		average 4:40.45	
24	Katie BACHER	SO 4:38.23	4/20
29	Marissa MCPHILLIPS	SO 4:38.85	4/20
34	Margaret TRAUTNER	SO 4:39.19	4/7
107	Katie WILLIAMS	FR 4:45.53	4/7

5		Williams	18:45.3
LW: --		average 4:41.33	
30	Audrey RUSTAD	SO 4:38.88	3/31
44	Stella WORTERS	SR 4:40.37	3/31
57	Anna PASSANNANTE	SO 4:41.50	3/24
95	Eliza MATT	SR 4:44.59	3/24

6		Linfield	18:45.4
LW: --		average 4:41.37	
9	Kaelia NEAL	SR 4:33.35	4/20
18	Courtney BEARD	JR 4:37.45	4/20
54	Emma KNUDSON	SR 4:41.28	3/10
224	Nicole BISSEY	FR 4:53.38	4/20

7		Otterbein	18:48.6
LW: --		average 4:42.16	
5	Claire LAMB	JR 4:30.43	3/15
12	Heather SANDVIK	JR 4:35.78	3/15
81	Katy FOLTZ	JR 4:43.74	4/14
--	Sydney SMITH	FR 4:58.70	4/20

8		Chicago	18:52.7
LW: --		average 4:43.18	
35	Cassidy MCPHERSON	SR 4:39.21	4/21
61	Khia KURTENBACH	SR 4:42.18	4/21
99	Megan VERNER-CRIST	SR 4:44.75	4/13
118	Maddie DEVOE	FR 4:46.56	4/21

9		Washington (Mo.)	18:53.1
LW: --		average 4:43.29	
41	Alison LINDSAY	SR 4:39.92	3/31
59	Annalise WAGNER	SR 4:41.93	3/24
95	Elizabeth HAGSTROM	SO 4:44.59	4/20
120	Abigail MARTIN	JR 4:46.73	4/20

10		Tufts	18:54.7
LW: --		average 4:43.68	
32	Rhemi TOTH	SO 4:39.09	4/14
52	Brittany BOWMAN	SR 4:41.01	3/23
116	Kelsey TIERNEY	JR 4:46.20	4/21
147	Nicole KERRIGAN	SO 4:48.40	4/14

11		SUNY Geneseo	18:55.7
LW: --		average 4:43.93	
27	Elise RAMIREZ	JR 4:38.51	4/20
42	Allie FERNANDEZ	JR 4:40.01	4/14
78	Dana CEBULSKI	JR 4:43.57	4/20
232	Annibel COOLICAN	SO 4:53.63	4/14

12		UW-Eau Claire	18:59.0
LW: --		average 4:44.77	
23	Mel BECKER	SR 4:37.94	4/21
76	Hanna REED	JR 4:43.46	4/21
127	Emma DRANGSTVEIT	FR 4:47.21	4/21
174	Taylor LATHER	SR 4:50.48	4/21

13		Ohio Northern	19:01.5
LW: --		average 4:45.39	
1	Emily RICHARDS	SR 4:15.77	3/30
185	Avery EWING	JR 4:51.22	4/7
236	Ashlie BAUMANN	JR 4:54.06	3/23
--	Chyanne RETCHER	FR 5:00.52	4/14

14		Haverford	19:02.8
LW: --		average 4:45.71	
16	Katie SULLIVAN	SR 4:36.86	4/14
74	Nicole GIANNETTI	SR 4:43.29	4/14
103	Sophia DREW	JR 4:45.11	4/14
--	Hannah DOLL	FR 4:57.56	4/14

15		UW-La Crosse	19:05.3
LW: --		average 4:46.34	
51	Rachel ATCHISON	SR 4:40.94	4/21
103	Libby BRUGGER	SO 4:45.11	4/21
133	Sadie KROLL	SR 4:47.51	4/21
198	Mallory THARP	SR 4:51.80	4/21

16		Brandeis	19:08.1
LW: --		average 4:47.03	
19	Emily BRYSON	JR 4:37.57	4/14
60	Julia BRYSON	JR 4:42.14	3/31
216	Kyra SHREEVE	SR 4:53.07	4/14
--	Meaghan BARRY	JR 4:55.34	4/21



2018 Outdoor Track & Field, Week #4

Women's Steeplechase

1	Whitworth	44:25.1		
LW: --		average 11:06.28		
1	Marissa MOUNT	SO	10:25.87	4/20
4	Kayla LELAND	SR	10:42.92	4/12
8	Bailey SCOTT	SR	10:49.49	4/20
218	Hailey CLEAVENGER	FR	12:26.84	4/20
2	Johns Hopkins	45:24.0		
LW: --		average 11:21.00		
7	Lauren JACOB	SO	10:48.92	4/20
34	Caroline SMITH	SR	11:16.08	4/6
63	Ava KELLEY	FR	11:34.78	4/20
82	Sam LEVY	SO	11:44.22	4/6
3	Nebraska Wesleyan	45:30.7		
LW: --		average 11:22.68		
22	Ellie BEIERMANN	SO	11:07.38	4/21
25	Hanna HEGEMANN	JR	11:09.53	4/21
31	Hannah AWTRY	JR	11:14.83	4/5
129	Camryn LARSEN	FR	11:58.98	4/21
4	Williams	45:34.2		
LW: --		average 11:23.57		
10	Victoria KINGHAM	SR	10:52.44	4/13
11	Emily SUNDQUIST	SR	10:52.59	3/31
97	Emily HARRIS	JR	11:48.07	3/31
135	Tyra WYNN	FR	12:01.17	4/13
5	Wheaton (Ill.)	45:37.6		
LW: --		average 11:24.41		
17	Hannah ROESKE	FR	11:01.81	4/13
23	Ellie HAWTHORNE	SR	11:07.48	3/29
60	Laura BARNES	JR	11:32.26	3/29
121	Anna Joy SETRAN	FR	11:56.09	4/13
6	Washington (Mo.)	45:39.2		
LW: --		average 11:24.81		
35	Abigail MARTIN	JR	11:16.64	3/31
44	Anna MAURER	SR	11:25.73	3/31
48	Molly SHEPHERD	JR	11:27.37	4/14
52	Payton FORS	SO	11:29.50	3/31
7	Centre	46:33.1		
LW: --		average 11:38.30		
6	Annie RODENFELS	JR	10:46.26	4/6
53	Courtney GIBSON	SO	11:29.93	4/6
100	Alison ANDERSON	FR	11:49.69	4/20
219	Olivia HONAKER	SO	12:27.31	4/20
8	UW-Eau Claire	47:07.7		
LW: --		average 11:46.94		
80	Karen GOMEZ-RUIZ	JR	11:43.46	4/21
93	Teagan MONFILS	FR	11:47.95	4/21
94	Hannah LAMACK	FR	11:48.04	4/21
98	Katie GEORGE	JR	11:48.32	4/12
9	TCNJ	47:08.9		
LW: --		average 11:47.23		
14	Erin HOLZBAUR	JR	10:54.36	4/5
102	Gabriella DEVITO	SO	11:50.06	4/20
130	Abigail FAITH	JR	11:59.16	4/14
215	Hailey BOOKWALTER	SO	12:25.32	4/20
10	North Central (Ill.)	47:14.7		
LW: --		average 11:48.68		
29	Madelyn SCOPP	SO	11:13.45	4/13
76	Alexis HENZ	FR	11:41.04	4/13
127	Dianne BARAJAS	JR	11:58.36	4/21
200	Jamie ROHN	SR	12:21.88	4/21
11	UW-Stevens Point	47:33.9		
LW: --		average 11:53.48		
43	Bailey WOLF	SO	11:25.71	4/7
79	Kara HOIER	SR	11:43.14	4/20
153	Georgia HARRISON	SO	12:08.11	4/7
184	Erinn OLMSTED	SO	12:16.95	4/20
12	Hope	47:46.9		
LW: --		average 11:56.74		
86	Alicia BOSTWICK	JR	11:45.38	3/23
103	Anna FRAZEE	SO	11:51.06	3/23
141	Abby COUWENHOVEN	JR	12:04.51	4/20
146	Jacinda COLE	FR	12:06.03	4/20
13	Tufts	47:51.2		
LW: --		average 11:57.82		
55	Sarah PERKINS	JR	11:30.86	4/14
133	Alexandra WOLF	FR	12:01.09	4/14
142	Emma DZWIERZYNSKI	FR	12:04.75	4/7
173	Danielle SKUFCA	SR	12:14.59	4/14
14	Wartburg	48:18.2		
LW: --		average 12:04.57		
64	Nicole BREITBACH	JR	11:37.04	4/21
90	Meghan SILBERNAGEL	SR	11:47.54	4/21
188	Haley HARMS	JR	12:18.23	4/12
246	Kylie KELCHEN	SO	12:35.47	4/21
15	Willamette	48:41.8		
LW: --		average 12:10.45		
5	Hannah SWANSON	SR	10:44.86	4/20
108	Emily EVANS	JR	11:53.29	4/20
244	Risa SHUTZ	SO	12:34.94	4/20
--	Isabel DUXBURY	FR	13:28.71	3/15
16	Case Western Reserve	48:46.6		
LW: --		average 12:11.67		
2	Danielle KULPINS	SR	10:40.17	4/14
220	Cara GIANNUZZI	FR	12:27.72	4/14
247	Claire PLUNKETT	SR	12:35.88	4/14
--	Kate ERICKSON	SR	13:02.90	4/14



2018 Outdoor Track & Field, Week #4

Women's 5000 Meters

1	SUNY Geneseo	1:9:34.
LW: --		average 17:23.68
12	Kristen HOMEYER SR	16:58.83 4/14
16	Elise RAMIREZ JR	17:06.00 4/14
56	Genny CORCORAN FR	17:42.23 4/14
64	Dana CEBULSKI JR	17:47.65 4/14

2	Johns Hopkins	1:9:45.
LW: --		average 17:26.32
22	Ellie CLAWSON JR	17:13.81 3/30
23	Rebecca GRUSBY SO	17:14.34 4/14
31	Lauren JACOB SO	17:21.75 4/14
87	Emily STAHL JR	17:55.39 3/30

3	Williams	1:10:23
LW: --		average 17:35.95
18	Victoria KINGHAM SR	17:06.86 4/21
37	Audrey RUSTAD SO	17:26.35 4/13
61	Emma HERRMANN SO	17:47.17 4/13
110	Emily SUNDQUIST SR	18:03.40 4/13

4	Wartburg	1:10:32
LW: --		average 17:38.21
8	Ashlyn BAGGE SR	16:53.17 4/12
28	Carina COLLET FR	17:18.89 4/12
52	Cassidy CHRISTOPHER FR	17:39.25 4/12
--	Nicole BREITBACH JR	18:41.53 4/12

5	Claremont-Mudd-Scrip	1:10:49
LW: --		average 17:42.42
5	Bryn MCKILLOP SR	16:45.75 4/19
91	Lauren STANISLAW SR	17:56.32 4/7
100	Roselyn CANTU SR	17:59.19 3/10
130	Ellen BERKLEY SR	18:08.44 3/31

6	UW-La Crosse	1:11:01
LW: --		average 17:45.31
24	Rebecca VOSS JR	17:16.62 4/12
27	Sadie KROLL SR	17:18.78 4/12
125	Mackenzie KELLER-MILLER SR	18:07.43 4/12
172	Ellie MILLER JR	18:18.41 4/7

7	Tufts	1:11:01
LW: --		average 17:45.37
3	Brittany BOWMAN SR	16:42.30 4/14
60	Kelsey TIERNEY JR	17:46.43 3/31
99	Margot RASHBA SR	17:59.17 4/14
248	Olivia NICHOLSON SR	18:33.57 4/14

8	UW-Eau Claire	1:11:12
LW: --		average 17:48.10
29	Sam SLATTERY SO	17:19.37 4/12
55	Callie FISCHER SR	17:41.62 4/12
117	Lizzy CISEWSKI FR	18:05.49 4/12
120	Mel BECKER SR	18:05.91 4/12

9	Washington (Mo.)	1:11:14
LW: --		average 17:48.61
36	Sophie WATTERSON SO	17:26.33 3/31
49	Lisa GORHAM JR	17:38.31 3/31
66	Martha GOTTBATH SR	17:48.07 3/31
186	Katie SNODGRASS FR	18:21.71 4/20

10	Dickinson	1:11:27
LW: --		average 17:51.77
34	Kelsey HOROWITZ SR	17:25.24 4/14
45	Sofia CANNING SR	17:34.13 3/24
104	Tessa CASSIDY SO	18:00.21 3/28
214	Sarah HOUSE SO	18:27.51 4/20

11	Haverford	1:11:33
LW: --		average 17:53.48
30	Amelia KEYSER-GIBSON SR	17:21.64 4/20
44	Nicole GIANNETTI SR	17:32.80 4/6
144	Sophia DREW JR	18:12.76 4/20
208	Hannah DOLL FR	18:26.70 4/20

12	Carleton	1:11:37
LW: --		average 17:54.34
50	Emily KAEGI SR	17:38.42 4/11
75	Amanda MOSBORG FR	17:50.61 4/21
90	Samantha SCHNIRRING JR	17:56.31 4/11
141	Emma GREENLEE FR	18:12.04 3/17

13	MIT	1:11:43
LW: --		average 17:55.93
19	Mary ECCLES SR	17:09.62 4/7
69	Jenna MELANSON SO	17:48.82 4/7
107	Katie BACHER SO	18:02.40 4/7
--	Bailee MARGOLIS JR	18:42.89 4/13

14	Chicago	1:11:54
LW: --		average 17:58.69
17	Khia KURTENBACH SR	17:06.32 4/12
149	Claire COSTELLOE SR	18:14.36 4/13
160	Abigail SHOEMAKER FR	18:16.31 3/29
170	Claire BROCKWAY SO	18:17.76 4/13

15	Bates	1:11:55
LW: --		average 17:58.80
7	Katherine COOK SR	16:49.10 4/7
163	Olivia LAMARCHE SO	18:16.87 4/7
202	Abby HAMILTON FR	18:24.52 4/7
204	Vanessa PAOLELLA FR	18:24.72 4/20

16	Hope	1:12:00
LW: --		average 18:00.22
42	Emily HAMILTON JR	17:32.52 4/12
97	Avery LOWE JR	17:58.39 3/16
105	Alexis GUTTILLA SR	18:01.49 4/12
220	Anna FRAZEE SO	18:28.49 4/7



2018 Outdoor Track & Field, Week #4

Women's 10,000 Meters

1		Johns Hopkins	2:28:12
LW: --		average 37:03.00	
4	Ellie CLAWSON	JR	35:12.93 4/14
15	Felicia KOERNER	JR	36:44.29 4/14
35	Emily STAHL	JR	38:00.09 4/20
41	Allison ROSEN	SO	38:14.69 4/20

2		UW-Eau Claire	2:29:54
LW: --		average 37:28.55	
10	Sam SLATTERY	SO	35:54.28 4/21
14	Callie FISCHER	SR	36:32.38 4/21
34	Joanne REINERS	SR	37:58.77 4/21
88	Lexie TREMBLE	JR	39:28.76 4/21

3		UW-La Crosse	2:30:04
LW: --		average 37:31.14	
11	Rebecca VOSS	JR	35:55.16 4/21
33	Annie BREKKEN	JR	37:58.38 4/21
38	Madeline SWEENEY	FR	38:03.21 4/21
40	Ellie MILLER	JR	38:07.80 4/21

4		Misericordia	2:32:50
LW: --		average 38:12.72	
2	Clare SCHOEN	SO	34:53.15 4/14
58	Meredith HARTZ	JR	38:40.12 4/14
86	Jordyn DONNELLY	JR	39:27.87 4/14
105	Emma FEDERINKO	SR	39:49.72 4/14

5		Rochester (N.Y.)	2:35:53
LW: --		average 38:58.31	
26	Rachel BARGABOS	JR	37:29.56 4/14
57	Kelly REESE	SO	38:39.79 4/20
80	Clara WOLFE	SR	39:19.85 4/20
128	Ariane HASBROUCK	JR	40:24.04 4/20

6		UW-Platteville	2:38:16
LW: --		average 39:34.14	
31	Katie WARDINSKI	JR	37:55.63 4/21
83	Camille FELTON	SR	39:23.54 4/20
116	Mariah BROWN	SR	40:08.82 4/20
158	Kimberly GUTIERREZ	SR	40:48.55 4/20

7		Dickinson	2:38:23
LW: --		average 39:35.92	
12	Sofia CANNING	SR	36:06.18 4/14
37	Tessa CASSIDY	SO	38:02.32 4/14
112	Katie MONTGOMERY	SR	39:57.45 4/20
--	Mallorey FITZGERALD	SO	44:17.73 4/20

8		Whitworth	2:41:40
LW: --		average 40:25.16	
8	Kayla LELAND	SR	35:33.62 4/6
132	Krystal ROBERTS	FR	40:26.51 4/20
190	Sara DAWES	JR	41:32.92 3/3
--	Emily LEINWEBER	JR	44:07.58 3/3

9		Berry	2:42:01
LW: --		average 40:30.37	
46	Abby CARROLL	SO	38:22.76 3/15
74	Bethany TERPIN	JR	39:06.34 4/20
178	Elise BARRON	JR	41:13.69 4/20
--	Alexa BILSKY	JR	43:18.68 3/15

10		St. Norbert	2:42:32
LW: --		average 40:38.14	
126	Sarah PARBS	SR	40:21.93 3/29
133	Gretchen PRICE	JR	40:26.74 3/29
138	Kelly HENIFF	JR	40:31.71 3/29
176	Alyssa WEGNER	JR	41:12.17 4/7

11		Rhodes	2:43:11
LW: --		average 40:47.98	
36	Ashley LITOFF	SR	38:00.16 4/20
54	Reagan ALLEY	SR	38:37.37 4/20
194	Katie GAFFNEY	FR	41:34.78 4/20
--	Christine GOUGH	FR	44:59.63 4/20

12		Centre	2:43:55
LW: --		average 40:58.97	
51	Hallie SEARCY	FR	38:28.30 4/20
166	Marisa MOORE	SR	40:56.08 4/20
200	Emma STOWE	FR	41:43.82 4/20
244	Amelia LORREY	FR	42:47.66 4/20

13		Redlands	2:44:32
LW: --		average 41:08.00	
25	Maria RAMIREZ	SO	37:23.88 3/10
151	Emily DABROW	JR	40:43.31 3/10
188	Sarah SHIPWAY	SO	41:30.29 3/10
--	Greta JURSCH	FR	44:54.52 3/10

14		Elizabethtown	2:46:54
LW: --		average 41:43.66	
28	Colleen KERNAN	JR	37:44.72 4/14
196	Kaitlin DONAHUE	FR	41:38.17 4/7
230	Emily NELSON	SO	42:28.32 4/7
--	Justine ITTERLY	SO	45:03.43 3/16

15		Brockport	2:47:44
LW: --		average 41:56.15	
66	Krista KICSAK	JR	38:55.20 4/20
192	Kortnie DEMERS	FR	41:34.42 4/20
237	Brooke VAN SLYKE	FR	42:42.21 4/20
--	Alyssa SOETHOUT	JR	44:32.77 4/20

16		Linfield	2:47:46
LW: --		average 41:56.63	
24	Emma KNUDSON	SR	37:19.40 3/2
--	Courtney BEARD	JR	43:28.80 4/7
--	Kelly ROTH	SO	43:29.07 4/7
--	Kaelia NEAL	SR	43:29.25 4/7



2018 Outdoor Track & Field, Week #4

Women's 100 Meter Hurdles

1	SUNY Geneseo	59.83
LW: --		average 14.96
6	Erin MACDOUGALL JR	14.62w (2.4) 3/31
18	Shayna HELD JR	14.79 (2.0) 3/31
50	Hannah MADDEN JR	15.18 (-2.2) 4/14
57	Emily LAVARNWAY FR	15.24 (2.0) 4/21

2	Rowan	1:00.22
LW: --		average 15.06
5	Aspen MCMILLAN JR	14.61w (2.3) 3/15
8	Darielle CROSS SO	14.71 (0.5) 4/20
42	Jackie ANSONG SO	15.08 (0.8) 4/13
136	Kim JOHNSON SR	15.82 (1.2) 4/20

3	UW-La Crosse	1:00.60
LW: --		average 15.15
29	Isabelle KICK SO	14.95 (1.6) 4/21
35	Clair SHEPARDSON FR	15.00 (1.6) 4/21
41	Erin ZAIC SO	15.07 (1.6) 4/21
92	Rebecca BREYER SO	15.58w (2.6) 4/21

4	Williams	1:00.93
LW: --		average 15.23
23	Izabelle ITH FR	14.90 (-1.7) 3/31
33	Kate KENNEDY JR	14.98 (1.1) 4/21
50	Caitlin UBL JR	15.18 (1.3) 3/22
145	Emma EGAN SO	15.87 (0.7) 3/22

5	Wheaton (Ill.)	1:01.56
LW: --		average 15.39
35	Favor EZEWUZIE SO	15.00 (-0.6) 4/21
74	Abby Grace MCGEE JR	15.41w (3.6) 4/7
88	Tess SUTTON FR	15.53 (2.0) 4/7
97	Nicole KITCHEN SR	15.62w (3.6) 4/7

6	Redlands	1:01.69
LW: --		average 15.42
8	Chyenne KIMBLE SO	14.71w (2.5) 3/16
10	Jessica FIELDS SO	14.73w (2.5) 3/16
103	Kara ROMANI JR	15.67 (0.1) 4/7
--	Keren LEE SO	16.58w (2.8) 3/16

7	Washington (Mo.)	1:01.73
LW: --		average 15.43
24	Caira WATSON-HAYNES FR	14.91 (1.6) 4/6
57	Caitlin CHEESEBORO SR	15.24 (1.2) 4/14
67	J'Laan PITTMAN JR	15.36 (-0.4) 4/20
200	Josephine SIMON FR	16.22 (-0.1) 3/31

8	George Fox	1:02.09
LW: --		average 15.52
7	Dakota BUHLER SR	14.67 (1.9) 4/20
44	Annie WRIGHT JR	15.13 (-1.4) 4/20
118	Alissa SWILLEY SO	15.75 (1.9) 4/20
--	Mckenna LANDRY SO	16.54 (-1.4) 4/20

9	UW-Eau Claire	1:02.67
LW: --		average 15.67
27	Sarah GLIDDEN SR	14.93 (1.4) 4/21
86	Tommie BRENNER JR	15.51 (1.1) 4/12
168	Amber HARRIS SR	15.97 (1.0) 4/21
208	Megan WALLACE FR	16.26 (1.0) 4/21

10	TCNJ	1:02.78
LW: --		average 15.70
31	Kaila CARTER SO	14.96 (1.7) 4/6
113	Meagan MCGOURTY SR	15.71 (1.1) 4/20
123	Annette WANJIKU FR	15.77 (1.4) 3/17
218	Abigail RIZZO JR	16.34 (-0.1) 4/14

11	Tufts	1:02.92
LW: --		average 15.73
12	Annalisa DEBARI SR	14.75 (1.2) 4/21
78	Nehalem KUNKLE-READ SO	15.45w (2.9) 3/23
170	Kylene DESMITH JR	15.98w (2.6) 4/7
--	Brigid HORAN FR	16.74 (1.2) 4/21

12	Stockton	1:02.94
LW: --		average 15.74
44	Kaitlyn DERMEN SR	15.13 (0.5) 4/20
65	Joanna CARLUCCIO SR	15.35 (1.2) 4/20
71	Rachael LEYRER FR	15.40 (0.7) 4/20
--	Kristina RAYLMAN FR	17.06 (1.7) 4/6

13	Claremont-Mudd-Scrip	1:03.14
LW: --		average 15.79
24	Sabrina GRIFFITH SO	14.91 (0.2) 4/19
110	Aubrey EGERTER FR	15.70 (-1.2) 4/14
115	Deyana MARSH FR	15.72w (2.8) 3/16
--	Bailey MKNELLY FR	16.81w (2.6) 3/16

13	Johns Hopkins	1:03.14
LW: --		average 15.79
76	Maya HAMMONDS JR	15.44 (0.7) 4/12
90	Jenn SU SR	15.57 (1.2) 4/20
168	Lauren ROBERTS SR	15.97w (3.4) 4/14
190	Daniela TORRES FR	16.16 (0.4) 4/14

15	Whitworth	1:03.31
LW: --		average 15.83
21	Isabel CLARK JR	14.82 (0.0) 3/22
161	Sarah COOL SO	15.94 (1.0) 4/9
189	Sarah MARTINEZ SR	16.14w (2.5) 4/9
228	Kayla BRASE SR	16.41 (0.0) 4/9

16	Southern Maine	1:03.39
LW: --		average 15.85
26	Emily CLOSE SR	14.92 (0.3) 4/7
54	Jhanel POTTS SO	15.21 (-0.1) 3/16
234	Samantha DOW SO	16.44 (-0.1) 4/20
--	Caitlin LALLY FR	16.82 (0.5) 3/30



2018 Outdoor Track & Field, Week #4

Women's 400 Meter Hurdles

1	Williams	4:19.82	
LW: --		average 1:04.95	
3	Kate KENNEDY	JR 1:01.65	3/24
6	Kayley MCGONAGLE	SR 1:02.01	4/13
71	Sierra LOOMIS	SO 1:06.10	3/24
242	Leah ROSENFELD	SO 1:10.06	4/13
2	UW-Eau Claire	4:22.65	
LW: --		average 1:05.66	
2	Sarah GLIDDEN	SR 1:00.68	4/12
16	Ashleigh BUERGI	SR 1:03.31	4/12
93	Amber HARRIS	SR 1:06.80	4/12
--	Mandie BULTMAN	JR 1:11.86	4/12
3	Rhodes	4:25.28	
LW: --		average 1:06.32	
20	Leda ST CYR	SO 1:03.46	4/20
39	Sara Kate CAPEL	SO 1:04.42	4/20
88	Laurel SHARP	SR 1:06.59	4/20
--	Kendall GASNER	SO 1:10.81	4/20
4	Whitworth	4:25.78	
LW: --		average 1:06.44	
13	Isabel CLARK	JR 1:03.19	4/20
42	Sarah MARTINEZ	SR 1:04.63	3/3
179	Anna Belle SCHWEIGER	FR 1:08.82	4/20
198	Marisol DELCID	FR 1:09.14	4/20
5	TCNJ	4:27.74	
LW: --		average 1:06.94	
14	Jenna ELLENBACHER	SR 1:03.22	4/14
118	Christine WOODS	SO 1:07.51	4/14
142	Meagan MCGOURTY	SR 1:08.02	4/20
187	Nicole TAMPONE	SO 1:08.99	4/14
6	SUNY Geneseo	4:27.81	
LW: --		average 1:06.95	
43	Lauren BAMFORD	SR 1:04.76	4/14
51	Julianna LAURICELLA	JR 1:05.14	4/14
171	Hannah MADDEN	JR 1:08.62	4/14
208	Angela CALABRESE	FR 1:09.29	4/14
7	St. Thomas (Minn.)	4:27.85	
LW: --		average 1:06.96	
78	Brielle BIERMAN	SR 1:06.32	4/11
79	Hannah HELSTAD	SR 1:06.33	4/11
99	Mallory ADAMSON	JR 1:06.88	4/20
154	Keely SMITH	SR 1:08.32	4/19
8	Wartburg	4:28.64	
LW: --		average 1:07.16	
19	Aubree TAYLOR	SR 1:03.36	4/18
119	Maddie CARLSEN	SR 1:07.52	4/18
165	Allison YUSKA	FR 1:08.52	4/12
205	Jossie SANN	JR 1:09.24	4/21
9	Widener	4:29.52	
LW: --		average 1:07.38	
69	Aishah DUKES	JR 1:06.03	4/14
72	Allison GALLAGHER	SR 1:06.12	4/20
107	Rachel PARR	FR 1:07.11	4/20
--	Claire BURKERT	SO 1:10.26	3/30
10	John Carroll	4:29.95	
LW: --		average 1:07.49	
63	Emma HARVEY	SR 1:05.90	4/14
110	Jessica SWISHER	SR 1:07.15	4/7
144	Antonia PIAZZA	SO 1:08.07	3/30
180	Alainna SCHMIDT	JR 1:08.83	4/14
11	Johns Hopkins	4:32.78	
LW: --		average 1:08.19	
76	Lauren ROBERTS	SR 1:06.25	4/20
102	Daniela TORRES	FR 1:06.96	4/6
128	Hannah MILLER	JR 1:07.74	4/14
--	Cati WAIN	JR 1:11.83	4/20
12	Mount Union	4:33.21	
LW: --		average 1:08.30	
49	Aamirah HOWARD	SO 1:05.10	4/13
116	Tori BLANDINE	FR 1:07.44	3/30
138	Annie ROSSI	SO 1:07.95	4/13
--	Megan LOETZ	SR 1:12.72	4/13
13	Loras	4:33.71	
LW: --		average 1:08.43	
10	Bella SOLIS	JR 1:02.82	4/12
190	Taylor SCHAEFERS	JR 1:09.04	4/20
203	Rachel KILBURG	SR 1:09.23	3/28
--	Devin HASSON	SR 1:12.62	4/20
14	Ithaca	4:33.82	
LW: --		average 1:08.45	
50	Britney SWARTHOUT	JR 1:05.12	4/20
122	Jessica COMPETIELLO	SO 1:07.60	4/21
234	Sydney STRELEC	FR 1:09.82	4/13
--	Emily CARMICHAEL	FR 1:11.28	4/6
15	Bates	4:33.84	
LW: --		average 1:08.46	
129	Amanda KAUFMAN	FR 1:07.75	4/20
135	Jenny MARTIN	FR 1:07.90	4/20
184	Megan SEYMOUR	SO 1:08.90	4/14
208	Paige RABB	SO 1:09.29	4/7
16	Trinity (Texas)	4:34.93	
LW: --		average 1:08.73	
15	Andy GARZA	SO 1:03.27	4/7
28	Abigail SCHNEEBECK	JR 1:03.77	4/7
192	Rylie EDWARDS	FR 1:09.05	3/31
--	Rachel HANES	SR 1:18.84	3/15



2018 Outdoor Track & Field, Week #4

Women's High Jump

1	UW-Eau Claire	6.46m	21-2¼
LW: --		<i>average 1.62m</i>	5-3½
4	Sarah GLIDDEN	SR 1.68m	5-6 4/21
16	Marin MUNOS	FR 1.65m	5-5 4/21
46	Bailey WALDHAUSER	FR 1.60m	5-3 4/12
155	Megan WALLACE	FR 1.53m	5-¼ 4/21

2	George Fox	6.41m	21-¼
LW: --		<i>average 1.60m</i>	5-3
12	Stacy KOZLOWSKI	SO 1.66m	5-5¼ 3/22
41	Victoria SCHROEDER	JR 1.61m	5-3¾ 4/20
84	Annie WRIGHT	JR 1.58m	5-2½ 4/9
102	Alissa SWILLEY	SO 1.56m	5-1¼ 3/22

3	Springfield (Mass.)	6.40m	21-0
LW: --		<i>average 1.60m</i>	5-3
23	Caroline HITCHCOCK	FR 1.64m	5-4¼ 4/14
71	Katherine STRAIN	SO 1.59m	5-2½ 4/14
71	Taylor NOGIEC	FR 1.59m	5-2½ 4/14
84	Mia FACCHINI	SO 1.58m	5-2¼ 3/30

4	Williams	6.38m	20-11¼
LW: --		<i>average 1.60m</i>	5-2¾
1	Emma EGAN	SO 1.73m	5-8 3/22
23	Helene HALL	SR 1.64m	5-4¼ 4/13
169	Caitlin UBL	JR 1.52m	4-11¼ 3/22
--	Izabelle ITH	FR 1.49m	4-10¼ 3/22

5	Chicago	6.34m	20-9½
LW: --		<i>average 1.59m</i>	5-2¼
4	Laura DARCEY	SO 1.68m	5-6 4/21
46	Ade AYOOLA	SR 1.60m	5-3 3/29
84	Alexandra THOMPSON	JR 1.58m	5-2¼ 4/21
--	Ella PARKER	FR 1.48m	4-10¼ 4/21

6	St. Thomas (Minn.)	6.31m	20-8½
LW: --		<i>average 1.58m</i>	5-2
4	Grace BORDSON	JR 1.68m	5-6 4/11
110	Mariah TERHAAR	SO 1.55m	5-1 4/21
110	Matilda MCFERSON	SO 1.55m	5-1 4/21
155	Sidney SEVERSON	JR 1.53m	5-¼ 4/11

7	Millsaps	6.24m	20-5½
LW: --		<i>average 1.56m</i>	5-1¼
32	Shelby WILSON	FR 1.62m	5-3¾ 4/20
46	Eleanor SWAGLER	FR 1.60m	5-3 4/13
110	Essence DAVIS	FR 1.55m	5-1 4/13
--	Anna WILSON	SO 1.47m	4-9¾ 3/3

8	UW-Whitewater	6.22m	20-4¾
LW: --		<i>average 1.56m</i>	5-1¼
46	Raevin PEEK	FR 1.60m	5-3 4/12
110	Liz LISKA	SO 1.55m	5-1 4/12
110	Rachel HOLK	SO 1.55m	5-1 4/12
169	Enyo AMET	JR 1.52m	4-11¼ 4/20

9	Ohio Wesleyan	6.21m	20-4½
LW: --		<i>average 1.55m</i>	5-1
7	Cirrus ROBINSON	SO 1.67m	5-5¼ 4/6
16	Tiffany MOORE	SO 1.65m	5-5 4/14
--	Courtney OWENS	FR 1.46m	4-9¾ 4/7
--	Nicole ROZSA	SR 1.43m	4-8¼ 3/31

10	Bridgewater (Va.)	6.18m	20-3¼
LW: --		<i>average 1.55m</i>	5-¾
46	Courtney ADAMS	SR 1.60m	5-3 3/9
92	Katie MCELROY	SO 1.57m	5-1¼ 4/20
155	Felicia CLEMENTS	SO 1.53m	5-¼ 3/16
--	Kylie STOUT	FR 1.48m	4-10¼ 4/13

11	UW-Stevens Point	6.18m	20-3¼
LW: --		<i>average 1.55m</i>	5-¾
32	Briana SIMONIS	SO 1.62m	5-3¾ 4/7
102	Sylviani MOMONT	SO 1.56m	5-1¼ 4/20
202	Anna HOGAN	SR 1.50m	4-11 4/12
202	Makenzie WARD	SO 1.50m	4-11 4/20

12	Redlands	6.16m	20-2½
LW: --		<i>average 1.54m</i>	5-½
7	Vanessa BLANCHARD	SR 1.67m	5-5¼ 3/31
169	Kara ROMANI	JR 1.52m	4-11¼ 4/14
202	Hannah ALBRECHT	FR 1.50m	4-11 4/7
--	Chyenne KIMBLE	SO 1.47m	4-9¾ 4/7

13	Nebraska Wesleyan	6.14m	20-1¾
LW: --		<i>average 1.54m</i>	5-½
102	Jill BRICHACEK	SR 1.56m	5-1¼ 4/13
102	Addy VINTON	FR 1.56m	5-1¼ 4/13
102	Toree HEMPSTEAD	JR 1.56m	5-1¼ 4/13
--	Mary ANDREW	SR 1.46m	4-9¾ 4/13

14	SUNY Geneseo	6.11m	20-½
LW: --		<i>average 1.53m</i>	5-0
46	Alexa LAPIERRE	SO 1.60m	5-3 4/14
155	Laura PIAZZA	SO 1.53m	5-¼ 3/31
169	Emily LAVARNWAY	FR 1.52m	4-11¼ 4/21
--	Shayna HELD	JR 1.46m	4-9¾ 4/21

15	Occidental	6.11m	20-½
LW: --		<i>average 1.53m</i>	5-0
16	Cora DAVIES	JR 1.65m	5-5 4/14
196	Koyote FEE	FR 1.51m	4-11¼ 3/31
202	Naomi MIYAMOTO	FR 1.50m	4-11 3/3
--	Brighten WINN	FR 1.45m	4-9 3/3

16	Bates	6.09m	19-11¾
LW: --		<i>average 1.52m</i>	5-0
46	Shelby BURNS	JR 1.60m	5-3 4/14
46	Molly MCCOOLE	FR 1.60m	5-3 4/14
202	Lindsey BEAUREGARD	SR 1.50m	4-11 4/20
--	Amanda KAUFMAN	FR 1.39m	4-6¾ 4/7

**2018 Outdoor Track & Field, Week #4****Women's High Jump**

16		Roger Williams	6.09m	19-11³/₄	
LW: --			<i>average 1.52m</i>	5-0	
32	S FOX TREE-MCGRATH	JR	1.62m	5-3 ³ / ₄	4/7
131	Siobhan MITCHELL	FR	1.54m	5- ¹ / ₂	4/14
--	Madison FANCHER	FR	1.49m	4-10 ¹ / ₂	4/14
--	Victoria STODDARD	FR	1.44m	4-8 ¹ / ₂	3/30
16		Whitworth	6.09m	19-11³/₄	
LW: --			<i>average 1.52m</i>	5-0	
102	Olivia LYTLE	JR	1.56m	5-1 ¹ / ₂	4/20
110	Kayla BRASE	SR	1.55m	5-1	4/20
169	Sarah COOL	SO	1.52m	4-11 ¹ / ₂	3/22
--	Isabel CLARK	JR	1.46m	4-9 ¹ / ₂	3/22



2018 Outdoor Track & Field, Week #4

Women's Pole Vault

1	Ithaca	14.37m	47-1³/₄
LW: --		average 3.59m	11-9 ¹ / ₂
1	Katherine PITMAN	SR	4.22m 13-10 3/31
24	Julia NOMBERG	FR	3.55m 11-7 ¹ / ₂ 4/7
48	Juliann TERRY	FR	3.40m 11-1 ¹ / ₂ 4/7
110	Emily CAREY	FR	3.20m 10-6 4/13

2	Ohio Northern	14.34m	47-1¹/₂
LW: --		average 3.59m	11-9
3	Madison REED	JR	3.92m 12-10 ¹ / ₂ 4/14
16	Maggie KRAUSE	SO	3.70m 12-1 ¹ / ₂ 4/20
22	Kelly WOLLENSLEGEL	SR	3.57m 11-8 ¹ / ₂ 4/14
131	Allison STEVENS	SO	3.15m 10-4 3/30

3	MIT	14.22m	46-7³/₄
LW: --		average 3.56m	11-8
8	Kari STROMHAUG	SO	3.77m 12-4 ¹ / ₂ 4/13
24	Jacqueline AHRENS	FR	3.55m 11-7 ¹ / ₂ 3/31
34	Makenzie PATARINO	JR	3.50m 11-5 ¹ / ₂ 4/13
48	Lila WINE	FR	3.40m 11-1 ¹ / ₂ 4/13

4	Otterbein	14.15m	46-5
LW: --		average 3.54m	11-7 ¹ / ₂
2	Harmony KOLLING	SR	4.05m 13-3 ¹ / ₂ 4/20
41	Dana SHOFF	JR	3.45m 11-3 ¹ / ₂ 3/30
41	Julia SWALLOWS	FR	3.45m 11-3 ¹ / ₂ 3/30
110	Kathleen KENNEDY	FR	3.20m 10-6 4/20

5	UW-La Crosse	13.99m	45-10³/₄
LW: --		average 3.50m	11-5 ¹ / ₂
29	Sophia SCHUESSLER	JR	3.53m 11-7 4/21
29	Kaitlyn GANRUDE	JR	3.53m 11-7 4/21
29	Rachel ZASTROW	JR	3.53m 11-7 4/21
48	Hannah POSICK	JR	3.40m 11-1 ¹ / ₂ 4/12

6	Washington (Mo.)	13.82m	45-4
LW: --		average 3.46m	11-4
5	Heidi NASSOS	JR	3.80m 12-5 ¹ / ₂ 4/14
22	Julia DANNENBAUM	FR	3.57m 11-8 ¹ / ₂ 4/20
41	Dominique MEYER	JR	3.45m 11-3 ¹ / ₂ 3/31
204	Nicole THRAUM	JR	3.00m 9-10 3/31

7	Augustana (Ill.)	13.49m	44-3
LW: --		average 3.37m	11- ³ / ₄
8	Mackenzie BUTCHER	JR	3.77m 12-4 ¹ / ₂ 4/20
48	Leah FLANAGAN	SO	3.40m 11-1 ¹ / ₂ 3/29
89	Ashley TALKEN	JR	3.25m 10-8 3/29
162	Jordan MACNEIL	FR	3.07m 10- ³ / ₄ 4/20

8	Brockport	13.40m	43-11¹/₂
LW: --		average 3.35m	10-11 ¹ / ₂
34	Claire FISHER	JR	3.50m 11-5 ¹ / ₂ 4/21
34	Kelcey WATSON	SO	3.50m 11-5 ¹ / ₂ 4/21
110	Emily GALLAGHER	FR	3.20m 10-6 4/21
110	Gabby MERCURIO	JR	3.20m 10-6 4/21

8	Emory	13.40m	43-11¹/₂
LW: --		average 3.35m	10-11 ¹ / ₂
19	Isabel SARIDAKIS	JR	3.65m 11-11 ¹ / ₂ 4/6
34	Andi BREITOWICH	FR	3.50m 11-5 ¹ / ₂ 3/30
110	Dara LISS	SR	3.20m 10-6 3/23
171	Erin YUDER	FR	3.05m 10-0 4/13

10	Johns Hopkins	13.11m	43-0
LW: --		average 3.28m	10-9
69	Helen GIROD	SR	3.35m 10-11 ¹ / ₂ 4/14
87	Annie GUTIERREZ	FR	3.26m 10-8 ¹ / ₂ 4/20
89	Caiti WAIN	JR	3.25m 10-8 4/6
89	Sophia CORTAZZO	SO	3.25m 10-8 4/6

10	Redlands	13.11m	43-0
LW: --		average 3.28m	10-9
10	Amanda WIDEN	SR	3.76m 12-4 4/14
24	Gabriella GOULD	SO	3.55m 11-7 ¹ / ₂ 3/31
171	Claire JAMISON	FR	3.05m 10-0 4/14
--	Helena DERSCH	FR	2.75m 9- ¹ / ₂ 4/14

12	UW-Stout	13.08m	42-11
LW: --		average 3.27m	10-8 ¹ / ₂
69	Kristen TEUPEL	JR	3.35m 10-11 ¹ / ₂ 3/16
89	Sierra COONTS	SO	3.25m 10-8 4/12
89	Heather BEECHER	SO	3.25m 10-8 4/12
96	Demi FLOOR	FR	3.23m 10-7 4/21

13	Centre	12.84m	42-1¹/₂
LW: --		average 3.21m	10-6 ¹ / ₂
13	Sarah HAYHURST	SR	3.71m 12-2 4/13
110	Taylor SINGLETON	JR	3.20m 10-6 4/6
128	Camille MANGOLD	SO	3.18m 10-5 ¹ / ₂ 4/20
--	Cheyenne BUNNER	JR	2.75m 9- ¹ / ₂ 4/13

13	Chicago	12.84m	42-1¹/₂
LW: --		average 3.21m	10-6 ¹ / ₂
41	Isabel GARON	SO	3.45m 11-3 ¹ / ₂ 4/13
57	Sidney LAMPERT	FR	3.38m 11-1 4/21
96	Angel FLUET	SR	3.23m 10-7 4/21
--	Miabella TRENT	FR	2.78m 9-1 ¹ / ₂ 4/21

15	Williams	12.80m	42-0
LW: --		average 3.20m	10-6
24	Maggie MURPHY	JR	3.55m 11-7 ¹ / ₂ 3/31
48	Kelsie HAO	FR	3.40m 11-1 ¹ / ₂ 3/31
225	Stephanie BOULGER	SR	2.95m 9-8 4/13
--	Sierra DIAZ	SO	2.90m 9-6 ¹ / ₂ 4/7

16	UW-Oshkosh	12.74m	41-9¹/₂
LW: --		average 3.19m	10-5 ¹ / ₂
7	Megan LEAHY	JR	3.78m 12-4 ¹ / ₂ 4/7
96	Sydney RAU	SO	3.23m 10-7 4/21
246	Theresa RICHARDS	SO	2.93m 9-7 ¹ / ₂ 4/21
--	Alicia MOON	JR	2.80m 9-2 ¹ / ₂ 4/7



2018 Outdoor Track & Field, Week #4

Women's Long Jump

1	Ohio Wesleyan	22.23m	72-11¼	
LW: --		average 5.56m	18-2¾	
6	Megan SIEVERS	SO	5.73m	18-9¾ (3.5) 4/14
19	Amanda CLAY	SR	5.59m	18-4¾ (1.8) 4/14
35	Alyssa ACEVEDO	JR	5.52m	18-1½ (0.5) 4/14
62	Emily BROWN	SR	5.39m	17-8¾ (2.0) 4/14
2	Williams	21.91m	71-10¾	
LW: --		average 5.48m	17-11¾	
9	Izabelle ITH	FR	5.67m	18-7¼ (0.0) 3/22
31	Emma EGAN	SO	5.54m	18-2¾ (2.0) 3/31
65	Kelsie HAO	FR	5.37m	17-7½ (1.7) 4/21
82	Caitlin UBL	JR	5.33m	17-6 (-0.5) 3/22
3	UW-La Crosse	21.54m	70-8	
LW: --		average 5.39m	17-8	
41	Maddie NELSON	SO	5.48m	17-11¾ (2.0) 4/12
52	Marissa WUSTRACK	SR	5.42m	17-9¾ (2.6) 4/12
78	Natalie WISSING	JR	5.34m	17-6¼ (1.8) 4/12
97	Crystal HILL	FR	5.30m	17-4¾ (1.4) 4/12
4	Illinois Wesleyan	21.46m	70-5	
LW: --		average 5.37m	17-7¼	
3	Amelia GLUECK	SR	5.82m	19-1¼ (2.4) 3/16
68	Nia LEE	FR	5.36m	17-7 (2.4) 3/16
146	Rachel OSOBA	JR	5.19m	17-½ (1.8) 3/16
195	Cora WILKINSON	FR	5.09m	16-8½ (-0.8) 4/14
5	SUNY Geneseo	21.44m	70-4¼	
LW: --		average 5.36m	17-7	
22	Camille WUTZ	SR	5.58m	18-3¾ (0.5) 4/14
48	Shayna HELD	JR	5.44m	17-10¼ (0.0) 4/21
124	Katy TOTH	SO	5.23m	17-2 (2.0) 4/21
146	Madeline HAMMER	SR	5.19m	17-½ (0.8) 4/14
6	George Fox	21.33m	69-11¾	
LW: --		average 5.33m	17-6	
10	Dakota BUHLER	SR	5.65m	18-6½ (-0.1) 3/22
104	Alissa SWILLEY	SO	5.27m	17-3¾ (1.1) 4/20
130	Kenna MEINHART	JR	5.22m	17-1½ (3.8) 4/7
146	Erin ROWLAND	JR	5.19m	17-½ (0.0) 3/22
7	MIT	21.29m	69-10¼	
LW: --		average 5.32m	17-5¾	
12	Nneoma OKONKWO	SR	5.64m	18-6 (1.5) 4/7
33	Haley STROUF	SR	5.53m	18-1¼ (0.0) 3/31
203	Jasmine JIN	SO	5.08m	16-8 (0.7) 4/13
229	Elizabeth WEEKS	FR	5.04m	16-6½ (0.5) 4/7
8	UMass Boston	21.28m	69-9¾	
LW: --		average 5.32m	17-5¾	
1	Wadeline JONATHAS	SO	5.84m	19-2 (1.1) 4/21
19	Taylor DRIGGERS	SR	5.59m	18-4¼ (0.1) 4/14
--	Annie APPOLON	SO	5.00m	16-5 (1.6) 4/14
--	Abigail JEAN-BAPTISTE	FR	4.85m	15-11 (3.9) 4/21
9	Linfield	20.94m	68-8½	
LW: --		average 5.24m	17-2¼	
12	Mehana SABADO-HALPERN	JR	5.64m	18-6 (1.6) 4/20
50	Maddie SHIRLEY	JR	5.43m	17-9¾ (1.4) 4/20
182	Desirae DESROSIERS	FR	5.12m	16-9¾ (1.5) 4/20
--	Olivia MCDANIEL	JR	4.75m	15-7 (-1.8) 3/2
10	Brockport	20.90m	68-7	
LW: --		average 5.23m	17-1¼	
31	Chanyce POWELL	FR	5.54m	18-2¼ (3.5) 4/21
41	Lisa HUYNH	JR	5.48m	17-11¼ (0.0) 3/31
135	Kathleen IRWIN	JR	5.21m	17-1¼ (0.0) 3/31
--	Mia CALLAHAN	FR	4.67m	15-4 (2.6) 4/21
11	UW-Oshkosh	20.89m	68-6½	
LW: --		average 5.22m	17-1¼	
52	Lauren WRENSCH	JR	5.42m	17-9¾ (-0.8) 4/21
68	Karina MARCHAN	SR	5.36m	17-7 (1.1) 4/21
159	Cara VOLZ	SO	5.16m	16-11¼ (1.0) 4/21
--	Sadie HUTH	FR	4.95m	16-3 (2.1) 4/21
12	Nebraska Wesleyan	20.81m	68-3¼	
LW: --		average 5.20m	17-1	
52	Lindsey WISNIESKI	JR	5.42m	17-9¾ (3.0) 4/13
82	Allison OSTDIEK	SR	5.33m	17-6 (2.3) 4/13
195	Macy GUSTAFSON	FR	5.09m	16-8½ (1.7) 4/13
--	Abigail ALLEN	FR	4.97m	16-3¾ (1.0) 4/5
12	UW-Eau Claire	20.81m	68-3¼	
LW: --		average 5.20m	17-1	
82	Sarah GLIDDEN	SR	5.33m	17-6 (0.3) 4/21
90	Megan WALLACE	FR	5.32m	17-5½ (-0.2) 4/12
97	Ashley AGRIMSON	FR	5.30m	17-4¾ (-1.6) 4/12
--	Bailey WALDHAUSER	FR	4.86m	15-11¼ (-0.6) 4/12
14	CCNY	20.79m	68-2½	
LW: --		average 5.20m	17-¾	
4	Avery MAILLET	FR	5.80m	19-¾ (0.7) 4/22
175	Angeles ANUNAGBA	SR	5.13m	16-10 (0.0) 3/30
--	Lucy PIACENTINI	SO	4.97m	16-3¾ (0.5) 4/22
--	Irish IYYADURAI	FR	4.89m	16-½ (0.9) 4/22
15	SUNY Oswego	20.68m	67-10¼	
LW: --		average 5.17m	16-11½	
7	T MCCARTHY-WALKER	SO	5.72m	18-9¾ (2.1) 4/13
62	Sarah YENSAN	SO	5.39m	17-8¼ (1.2) 4/21
--	Catarina BURKE	SO	4.84m	15-10½ (2.0) 4/21
--	Vanessa WILTSIE	JR	4.73m	15-6¼ (0.0) 4/13
16	Johns Hopkins	20.63m	67-8¼	
LW: --		average 5.16m	16-11	
18	Maya HAMMONDS	JR	5.60m	18-4½ (0.8) 4/20
130	Jenn SU	SR	5.22m	17-1½ (0.8) 4/12
--	Helen GIROD	SR	4.98m	16-4¼ (2.4) 4/6
--	Cait WAIN	JR	4.83m	15-10¼ (1.1) 4/12



2018 Outdoor Track & Field, Week #4

Women's Triple Jump

1	UW-La Crosse	46.29m	151-10
LW: --		average 11.57m	37-11½
5	Elizabeth HARLOS	JR	11.80m 38-8¾ (1.8) 4/21
10	Maddie NELSON	SO	11.67m 38-3¾ (0.0) 4/12
14	Betsy SCHREIER	JR	11.55m 37-10¾ (0.2) 4/12
42	Tess MILLER	JR	11.27m 36-11¾ (1.1) 4/12

2	Brockport	44.96m	147-6
LW: --		average 11.24m	36-10½
26	Chanyce POWELL	FR	11.41m 37-5¼ (-1.9) 4/14
39	Brianna RICHARDSON	SR	11.32m 37-1¾ (0.9) 4/21
50	Lisa HUYNH	JR	11.14m 36-6¾ (1.5) 4/21
60	Kathleen IRWIN	JR	11.09m 36-4¾ (0.2) 4/21

3	George Fox	44.34m	145-5
LW: --		average 11.09m	36-4¾
6	Dakota BUHLER	SR	11.75m 38-6¾ (-0.7) 4/20
77	Haley STROWBRIDGE	SO	10.99m 36-¾ (-1.1) 4/20
97	Kyla NORELL	SO	10.90m 35-9¾ (0.2) 3/10
132	Erin ROWLAND	JR	10.70m 35-1¼ (1.6) 3/2

4	Williams	44.32m	145-5
LW: --		average 11.08m	36-4¾
25	Izabelle ITH	FR	11.43m 37-6 (0.4) 3/31
74	Sierra DIAZ	SO	11.01m 36-1½ (0.0) 4/21
85	Kene ODENIGBO	JR	10.96mw 35-11½ (2.3) 4/13
95	Cailin STOLLAR	FR	10.92m 35-10 (1.0) 4/13

5	Washington (Mo.)	44.14m	144-9
LW: --		average 11.04m	36-2¾
33	Eka JOSE	FR	11.37m 37-3¾ (0.6) 3/31
48	Heidi NASSOS	JR	11.20m 36-9 (1.2) 4/6
110	Elise CHAO	FR	10.81m 35-5¾ (-0.1) 4/20
121	Rachel NOVICK	FR	10.76mw 35-3¾ (3.0) 4/14

6	MIT	43.96m	144-2
LW: --		average 10.99m	36-¾
17	Jasmine JIN	SO	11.49m 37-8½ (1.1) 3/31
41	Elizabeth WEEKS	FR	11.29m 37-½ (0.0) 4/21
135	Lucy LEE	FR	10.69m 35-1 (0.0) 4/21
185	Sarah ISHAMUDDIN	FR	10.49m 34-5 (0.9) 3/31

7	Southern Maine	43.69m	143-4
LW: --		average 10.92m	35-10
8	Adela KALILWA	SO	11.74mw 38-6¾ (2.4) 3/30
40	Rachel INGRAM	SR	11.30mw 37-1 (1.3) 4/20
204	Ashley JOYNER	SO	10.40mw 34-1½ (2.6) 4/20
--	Samantha ROUND	SO	10.25m 33-7¾ (1.1) 4/20

8	Claremont-Mudd-Scrip	43.62m	143-1
LW: --		average 10.91m	35-9¾
16	Amanda MELL	SO	11.50mw 37-8¾ (3.3) 4/7
52	Carolyn WEISMAN	FR	11.13m 36-6¾ (-1.8) 4/7
126	Michelle LILLY	SO	10.73m 35-2½ (-1.4) 4/7
247	Kelly WATANABE	SO	10.26m 33-8 (-0.1) 3/3

9	SUNY Geneseo	43.52m	142-9
LW: --		average 10.88m	35-8¾
44	Camille WUTZ	SR	11.26m 36-11½ (0.0) 3/31
68	Hannah MADDEN	JR	11.04mw 36-2¾ (2.3) 4/21
154	Lauryn KRUPA	FR	10.61m 34-9¾ (0.8) 3/31
154	Jennifer JOSEPH	SO	10.61mw 34-9¾ (2.8) 4/14

10	Rowan	43.29m	142-0
LW: --		average 10.82m	35-6¾
21	Angel ROWE	SO	11.46m 37-7¼ (0.0) 4/20
135	Dominique PETERS	SO	10.69m 35-1 (0.4) 4/20
135	Laniece BROWN	FR	10.69mw 35-1 (2.6) 3/15
195	Michelle MCCAULEY	JR	10.45m 34-3¾ (-0.1) 4/6

11	CCNY	43.11m	141-5
LW: --		average 10.78m	35-4¾
45	Angeles ANUNAGBA	SR	11.24m 36-10½ (0.0) 3/30
132	Irish IYYADURAI	FR	10.70m 35-1¼ (0.8) 4/6
150	Avery MAILLET	FR	10.64m 34-11 (0.5) 4/22
177	Lucy PIACENTINI	SO	10.53m 34-6¾ (0.1) 3/30

12	Beloit	43.00m	141-1
LW: --		average 10.75m	35-3¾
28	Eva LAUN-SMITH	FR	11.40mw 37-5 (2.2) 3/15
52	Aleeshah HEINZEN	JR	11.13m 36-6¾ (0.6) 4/21
--	Sydney CROCKETT	FR	10.25m 33-7½ (1.9) 3/15
--	Lena RAMSEY	FR	10.22mw 33-6½ (3.6) 4/7

13	Nebraska Wesleyan	42.66m	139-11
LW: --		average 10.67m	35-0
17	Hannah MANLEY	SR	11.49mw 37-8½ (2.1) 4/21
119	Macy GUSTAFSON	FR	10.77mw 35-4 (2.9) 4/13
191	Jamie KNIGHT	SR	10.47mw 34-4¾ (2.9) 4/5
--	Haleigh BENSON	FR	9.93mw 32-7 (2.9) 4/13

14	Albion	42.47m	139-4
LW: --		average 10.62m	34-10
23	Nia THOMAS	JR	11.45m 37-6¾ (0.1) 3/9
59	Kimberly BARBER	JR	11.10m 36-5 (0.1) 3/9
188	Megan WINKLER	SR	10.48m 34-4¾ (0.0) 4/20
--	T'ana SMITH	JR	9.44m 30-11¾ (1.5) 4/13

15	Millikin	42.46m	139-3
LW: --		average 10.62m	34-10
6	Brea BLACKWELL	FR	11.75m 38-6¾ (2.0) 3/30
82	Brianna NIEBRUGGE	FR	10.97m 36-0 (1.6) 4/14
106	Maddie MEYER	FR	10.83mw 35-6½ (3.6) 4/14
--	Haylie LADING	SR	8.91m 29-2¾ (1.1) 4/7

16	Middlebury	42.41m	139-1
LW: --		average 10.60m	34-9¾
112	Mimi SOULE	SO	10.80m 35-5¼ (1.7) 4/21
129	Kisha KALRA	SR	10.72mw 35-2 (2.6) 3/31
164	Emily ALLARDI	FR	10.57mw 34-8¾ (3.2) 4/21
229	Simone AMEER	FR	10.32m 33-10¼ (0.0) 4/21



2018 Outdoor Track & Field, Week #4

Women's Shot Put

1	Oberlin		51.84m	170-1	
LW: --			<i>average 12.96m</i>	42-6½	
2	Monique NEWTON	SR	14.46m	47-5½	4/14
17	Naeisha MCCLAIN	SO	13.33m	43-9	3/22
63	Jasmine KEEGAN	SO	12.22m	40-1¼	4/21
100	Ana RICHARDSON	SR	11.83m	38-9½	3/22
2	Nebraska Wesleyan		51.65m	169-5	
LW: --			<i>average 12.91m</i>	42-4½	
4	Dayton DOLINCHECK	SO	14.14m	46-4¾	4/5
11	SteaVen BECKER	SR	13.54m	44-5½	4/5
65	Jodi KOELLNER	SR	12.19m	40-0	4/13
108	Linnaea KONFRST	SO	11.78m	38-7½	4/5
2	UW-Eau Claire		51.65m	169-5	
LW: --			<i>average 12.91m</i>	42-4½	
5	JoHannah THEISEN	SR	13.95m	45-9½	4/21
16	Erica OAWSTER	JR	13.34m	43-9½	3/23
34	Kassandra LUECK	SO	12.85m	42-2	4/21
151	Kalyssa WATTERS	SO	11.51m	37-9½	3/23
4	Dubuque		50.61m	166-0	
LW: --			<i>average 12.65m</i>	41-6¼	
3	Tanasha ATWATER	SR	14.19m	46-6¾	4/12
60	Adahja WEATHERS	SO	12.33m	40-5½	4/21
74	Kayla SLOWICK	FR	12.07m	39-7½	4/21
77	Kayla SCHLICHTING	SO	12.02m	39-5½	4/21
5	Brockport		50.54m	165-9	
LW: --			<i>average 12.64m</i>	41-5½	
1	Victoire KOTHOR	SR	15.76m	51-8½	3/31
25	Audrey MILLER	SR	13.01m	42-8½	3/31
250	Mady DIBBLE	SO	10.97m	36-0	4/21
--	Holly BUCCHERI	SO	10.80m	35-5½	4/21
6	Carthage		50.45m	165-6	
LW: --			<i>average 12.61m</i>	41-4¾	
19	Elizabeth WILLIS	SO	13.20m	43-3¾	4/20
33	Mia BENNETT	SR	12.88m	42-3¾	4/20
35	Sarah SCHMIDT	SO	12.82m	42-¾	4/7
145	Alicia NICOLAU	SR	11.55m	37-10½	4/20
7	Pacific (Ore.)		50.12m	164-5	
LW: --			<i>average 12.53m</i>	41-1½	
30	Karen DU	JR	12.92m	42-4¾	3/31
37	Megan WESEL	JR	12.70m	41-8	3/31
56	Dianna CHURCH	SR	12.37m	40-7	4/20
69	Emily DEYOUNG	FR	12.13m	39-9½	4/14
8	Ithaca		49.01m	160-9	
LW: --			<i>average 12.25m</i>	40-2½	
28	Ariyahna BERNARD	FR	12.95m	42-6	4/6
32	Samantha HEALY	FR	12.89m	42-3¾	4/13
104	Kendall WELLAUER	SO	11.79m	38-8½	4/6
172	Caitlin NOONAN	SR	11.38m	37-4	4/21
9	UW-La Crosse		47.65m	156-4	
LW: --			<i>average 11.91m</i>	39-1	
51	Mackenzie BOEHLKE	FR	12.42m	40-9	4/12
63	Brianna SCHYVINCK	SO	12.22m	40-1¼	4/12
148	Kara GILMEISTER	SO	11.53m	37-10	4/12
155	Brittney KEACH	SR	11.48m	37-8	4/21
10	UW-Oshkosh		47.59m	156-1	
LW: --			<i>average 11.90m</i>	39-½	
8	Isabella SAMUELS	JR	13.64m	44-9	4/21
121	Kahley LOGAN	FR	11.70m	38-4¾	4/12
211	Allie MARINEAU	FR	11.16m	36-7½	4/7
227	Taya FLEISCHMAN	FR	11.09m	36-4¾	4/12
11	Aurora		47.41m	155-6	
LW: --			<i>average 11.85m</i>	38-10¾	
24	Hannah MEAGER	SR	13.08m	42-11	4/7
73	Katie GONTERMAN	FR	12.09m	39-8	3/29
157	Jocelyn OCON	SO	11.46m	37-7½	4/20
--	Auset KHERU	FR	10.78m	35-4½	4/20
12	Whitworth		47.26m	155-0	
LW: --			<i>average 11.82m</i>	38-9¾	
20	Chloe QUINNETT	SR	13.17m	43-2½	4/12
47	Danielle OPENIANO	SR	12.49m	40-11¾	4/20
139	Isabel CLARK	JR	11.57m	37-11½	4/9
--	Taya DEFRANCE	SO	10.03m	32-11	3/3
13	UW-Stout		46.92m	153-11	
LW: --			<i>average 11.73m</i>	38-6	
57	Morgan DENTON	FR	12.36m	40-6¾	4/12
100	Ash PATTERSON	FR	11.83m	38-9½	4/12
168	Demi FLOOR	FR	11.40m	37-5	4/12
186	Taylor BAKER	FR	11.33m	37-2¼	4/21
14	Wartburg		46.74m	153-4	
LW: --			<i>average 11.69m</i>	38-4	
50	Sam HOLTZ	SR	12.43m	40-9½	4/4
109	Emma JACOBS	FR	11.76m	38-7	4/21
125	Abbie HAUPERT	SR	11.66m	38-3¾	4/21
--	Anna REHBERG	SO	10.89m	35-8½	4/4
15	Manchester		46.48m	152-6	
LW: --			<i>average 11.62m</i>	38-1½	
96	Whitney WHITE	SR	11.88m	38-11¾	3/31
111	Jacey CAUHORN	SR	11.75m	38-6¾	4/14
159	Laina BOGGS	JR	11.45m	37-6¾	4/7
168	Katlyn KENNEDY	SO	11.40m	37-5	4/14
16	Bridgewater State		46.22m	151-7	
LW: --			<i>average 11.56m</i>	37-11	
20	Kira GILBREATH	JR	13.17m	43-2½	4/14
132	Molly DEWAR	SO	11.61m	38-1¼	4/14
222	Julianna DEVITO	SR	11.11m	36-5½	4/20
--	Jamelah FOSTER	FR	10.33m	33-10¾	4/14



2018 Outdoor Track & Field, Week #4

Women's Discus

1		Carthage		174.60	572-10	
LW: --				<i>average 43.65m</i>	143-2	
2	Mia BENNETT	SR	46.80m	153-6	4/20	
17	Elizabeth WILLIS	SO	42.73m	140-2	4/20	
19	Sarah SCHMIDT	SO	42.58m	139-8	4/7	
20	Elanta SLOWEK	SR	42.49m	139-5	4/7	
2		Oberlin		170.29	558-8	
LW: --				<i>average 42.57m</i>	139-8	
1	Monique NEWTON	SR	47.08m	154-5	4/14	
16	Ana RICHARDSON	SR	42.77m	140-4	4/7	
31	Jasmine KEEGAN	SO	41.67m	136-8	4/14	
82	Maya ENGLISH	SO	38.77m	127-2	4/21	
3		UW-Stout		169.32	555-6	
LW: --				<i>average 42.33m</i>	138-10	
9	Heidi LIEFFORT	SR	44.83m	147-1	4/12	
12	Lydia MEIER	SR	43.77m	143-7	3/16	
41	Ash PATTERSON	FR	40.85m	134-0	4/12	
59	Kayla PABST	SR	39.87m	130-9	4/21	
4		Dubuque		168.70	553-5	
LW: --				<i>average 42.18m</i>	138-4	
13	Abigail WILLIS	SR	43.71m	143-5	4/21	
21	Shelby LANE	JR	42.38m	139-0	4/12	
26	Rebecca BURMAHL	JR	41.90m	137-5	4/21	
44	Kayla SLOWICK	FR	40.71m	133-6	4/12	
5		Texas Lutheran		156.92	514-10	
LW: --				<i>average 39.23m</i>	128-8	
36	Hannah KIPP	FR	41.31m	135-6	3/31	
72	Brielle BROWN	SR	39.24m	128-9	4/7	
72	Dejah CARR	FR	39.24m	128-9	3/23	
128	Jada JACKSON	FR	37.13m	121-10	3/23	
6		Aurora		156.88	514-8	
LW: --				<i>average 39.22m</i>	128-8	
15	Hannah MEAGER	SR	43.46m	142-7	4/7	
55	Jocelyn OCON	SO	40.02m	131-3	4/20	
117	Auset KHERU	FR	37.34m	122-6	4/20	
170	Katie GONTERMAN	FR	36.06m	118-3	4/20	
7		Nebraska Wesleyan		155.97	511-8	
LW: --				<i>average 38.99m</i>	127-11	
22	SteaVen BECKER	SR	42.30m	138-9	4/5	
28	Linnaea KONFRST	SO	41.78m	137-1	4/5	
121	Maddie FITZGIBBONS	JR	37.27m	122-3	4/13	
240	Jodi KOELLNER	SR	34.62m	113-7	4/5	
8		UW-Eau Claire		154.75	507-8	
LW: --				<i>average 38.69m</i>	126-11	
3	Erica OAWSTER	JR	46.48m	152-6	3/23	
125	JoHannah THEISEN	SR	37.23m	122-1	4/21	
147	Kassandra LUECK	SO	36.62m	120-1	4/12	
248	Josie BURNS	SR	34.42m	112-11	4/12	

9		Hamline		152.74	501-1	
LW: --				<i>average 38.19m</i>	125-3	
5	Jessie JUENEMANN	SO	45.37m	148-10	4/21	
65	Savanna KEISER	SO	39.67m	130-2	4/21	
89	Nyjah WILLIS	FR	38.55m	126-5	4/21	
--	Jayda BAGSTAD	FR	29.15m	95-7½	3/16	
10		Baldwin Wallace		152.24	499-5	
LW: --				<i>average 38.06m</i>	124-10	
34	Brooke BUCKHANNON	SO	41.35m	135-8	4/7	
102	Carol FOSTER	FR	38.24m	125-5	3/23	
120	Jillian ROBERTS	SO	37.30m	122-4	3/17	
203	Breeanna KARAM	SO	35.35m	115-11	4/21	
11		Central (Iowa)		151.57	497-3	
LW: --				<i>average 37.89m</i>	124-4	
23	Gillian STREIT	FR	42.04m	137-11	4/5	
83	Kennedy MORRIS	FR	38.74m	127-1	4/5	
156	Emily BURT	SO	36.41m	119-5	4/21	
--	Lillian SMITHSON	SO	34.38m	112-9	4/21	
12		Brockport		149.97	492-0	
LW: --				<i>average 37.49m</i>	123-0	
49	Mady DIBBLE	SO	40.50m	132-10	4/21	
61	Victoire KOTHOR	SR	39.82m	130-7	3/31	
71	Lelly HOOSE	JR	39.33m	129-0	4/21	
--	Michelle VAYNER	SO	30.32m	99-5¾	4/14	
13		UT Tyler		148.75	488-0	
LW: --				<i>average 37.19m</i>	122-0	
29	Katie MOORE	FR	41.73m	136-11	4/14	
67	Emma SNYDER	SO	39.48m	129-6	4/20	
75	Michaela MCGEARY	FR	39.17m	128-6	4/14	
--	Baylee COCHRAN	SO	28.37m	93-1	4/20	
14		Loras		148.36	486-9	
LW: --				<i>average 37.09m</i>	121-8	
32	Carly FISCHER	FR	41.53m	136-3	4/20	
187	Anna HEDGES	JR	35.72m	117-2	4/20	
190	Esther JOHNSON	JR	35.65m	116-11	4/12	
199	Megan GRONAU	FR	35.46m	116-4	4/20	
15		UW-La Crosse		147.22	483-0	
LW: --				<i>average 36.81m</i>	120-9	
42	Amanda SABOURIN	FR	40.75m	133-8	4/21	
132	Mackenzie BOEHLKE	FR	37.00m	121-4	4/21	
174	Anna AUTEN	SO	35.95m	117-11	4/21	
--	Morgan LEMKE	FR	33.52m	109-11	4/21	
16		Defiance		146.41	480-4	
LW: --				<i>average 36.60m</i>	120-1	
48	Brooke WAIDELICH	SR	40.52m	132-11	4/20	
64	Hannah WILLIAMS	SR	39.70m	130-3	4/20	
210	Madison BOWMAN	SO	35.25m	115-7	4/20	
--	Cassidy SANTEN	SR	30.94m	101-6	4/20	



2018 Outdoor Track & Field, Week #4

Women's Hammer

1	Rhode Island College	198.17	650-2
LW: -- average 49.54m 162-6			
5	Chelsea YANG	FR 53.34m	175-0 4/14
10	Destinee BARRETT	SR 51.84m	170-1 4/14
49	Funmibi YUSUFF	SO 46.71m	153-3 4/7
54	Melissa MEIJA	FR 46.28m	151-10 4/7
2	Carthage	195.42	641-1
LW: -- average 48.86m 160-3			
3	Mia BENNETT	SR 57.55m	188-9 4/20
34	Elizabeth WILLIS	SO 47.73m	156-7 4/20
41	Sarah SCHMIDT	SO 47.26m	155-0 4/7
119	Alicia NICOLAU	SR 42.88m	140-8 4/13
3	Dubuque	193.37	634-5
LW: -- average 48.34m 158-7			
8	Rebecca BURMAHL	JR 52.22m	171-4 4/21
15	Tanasha ATWATER	SR 51.32m	168-4 4/21
75	Lauren EGNARSKI	SR 45.10m	147-11 4/4
81	Shelby LANE	JR 44.73m	146-9 4/21
4	UW-Stout	192.25	630-9
LW: -- average 48.06m 157-8			
2	Lydia MEIER	SR 58.95m	193-5 3/16
12	Kayla PABST	SR 51.82m	170-0 4/21
125	Kami SAWTELLE	FR 42.69m	140-0 4/21
248	Alyson WILCOX	JR 38.79m	127-3 4/21
5	Oberlin	186.49	611-10
LW: -- average 46.62m 152-11			
16	Ana RICHARDSON	SR 51.22m	168-0 4/14
28	Maya ENGLISH	SO 48.24m	158-3 4/14
50	Jasmine KEEGAN	SO 46.67m	153-1 4/14
190	Cecelia LONGO	SO 40.36m	132-5 4/14
6	Loras	182.08	597-4
LW: -- average 45.52m 149-4			
26	Esther JOHNSON	JR 48.78m	160-0 4/12
68	Carly FISCHER	FR 45.39m	148-11 3/28
87	Savannah NESVIK	JR 44.50m	146-0 4/20
105	Anna HEDGES	JR 43.41m	142-5 4/20
7	UT Tyler	177.71	583-0
LW: -- average 44.43m 145-9			
25	Lexie PETTY	SO 48.81m	160-1 4/14
77	Michaela MCGEARY	FR 44.97m	147-6 4/20
106	Baylee COCHRAN	SO 43.36m	142-3 3/23
185	Sydney MAKOWSKI	SO 40.57m	133-1 4/14
8	Ithaca	177.38	581-11
LW: -- average 44.35m 145-6			
51	Caitlin NOONAN	SR 46.50m	152-6 4/13
60	Charis LU	SR 45.95m	150-9 4/13
102	Kendall WELLAUER	SO 43.56m	142-11 3/31
156	Samantha HEALY	FR 41.37m	135-8 4/21

9	Manchester	176.31	578-5
LW: -- average 44.08m 144-7			
42	Kara BREUCKMAN	SR 47.23m	154-11 3/31
85	Austin JONES	SO 44.57m	146-2 4/7
97	Jacey CAUHORN	SR 43.82m	143-9 3/31
181	Katlyn KENNEDY	SO 40.69m	133-6 4/14
10	UW-La Crosse	175.86	576-11
LW: -- average 43.97m 144-3			
43	Brianna SCHYVINCK	SO 47.13m	154-7 4/21
72	Mackenzie BOEHLKE	FR 45.28m	148-6 4/12
76	Kara GILMEISTER	SO 45.04m	147-9 4/21
--	Julie FLEEGAL	FR 38.41m	126-0 4/21
11	Baldwin Wallace	174.84	573-7
LW: -- average 43.71m 143-5			
19	Brooke BUCKHANNON	SO 50.49m	165-7 4/14
45	Madeline ZICCARDI	SR 47.01m	154-2 4/14
193	Jillian ROBERTS	SO 40.24m	132-0 4/21
--	Madison PHILLIPS	SR 37.10m	121-8 3/17
12	Brockport	174.76	573-4
LW: -- average 43.69m 143-4			
12	Victoire KOTHOR	SR 51.82m	170-0 4/14
95	Lelly HOOSE	JR 44.09m	144-8 4/21
180	Olivia GEORGE	FR 40.71m	133-6 4/14
--	Carly ANTONUCCI	FR 38.14m	125-1 4/14
13	Nebraska Wesleyan	173.02	567-8
LW: -- average 43.26m 141-11			
22	Jodi KOELLNER	SR 49.22m	161-5 4/21
84	Maddie FITZGIBBONS	JR 44.71m	146-8 4/13
173	Linnaea KONFRST	SO 40.99m	134-5 4/13
--	Dayton DOLINCHECK	SO 38.10m	125-0 4/13
14	Stockton	172.36	565-6
LW: -- average 43.09m 141-4			
47	Emily HIGBEE	SR 46.94m	154-0 4/20
96	Isabel BARSCH	JR 43.99m	144-4 4/13
135	Charlotte LEON	FR 42.19m	138-5 4/6
229	Allyson PANIKOWSKI	SR 39.24m	128-9 4/13
15	WPI	169.44	555-11
LW: -- average 42.36m 138-11			
64	Faye GAUTHIER	SO 45.84m	150-4 4/14
85	Kendra O'MALLEY	JR 44.57m	146-2 3/31
163	Kirsten HERCHENRODER	SR 41.22m	135-3 4/21
--	Aleye MOMODU	SO 37.81m	124-0 4/14
16	Wilmington (Ohio)	168.98	554-4
LW: -- average 42.25m 138-7			
20	Lauren STACY	SR 50.34m	165-2 4/21
116	Zara ZELLER	SO 42.94m	140-10 4/21
176	Kayli SULLIVAN	FR 40.83m	133-11 4/14
--	Calla HENRY	SR 34.87m	114-5 3/30



2018 Outdoor Track & Field, Week #4

Women's Javelin

1	George Fox	153.47	503-6		
LW: --		average 38.37m		125-10	
18	Annie WRIGHT	JR	40.18m	131-10	3/22
26	Demi GUILD	FR	39.54m	129-8	4/20
54	Elizabeth CRUICKSHANK	JR	37.63m	123-5	3/22
82	Haley STROWBRIDGE	SO	36.12m	118-6	3/10
2	Pacific Lutheran	149.60	490-9		
LW: --		average 37.40m		122-8	
9	Machaela GRADDY	SR	42.11m	138-2	4/20
46	Olga MOGEN	JR	38.00m	124-8	3/2
76	Carlie KILCUP	SO	36.31m	119-1	3/10
162	Emma PETERS	SO	33.18m	108-10	3/10
3	Middlebury	146.81	481-8		
LW: --		average 36.70m		120-5	
42	Devon PLAYER	SR	38.44m	126-1	4/7
53	Julia LOTHROP	JR	37.65m	123-6	3/24
87	Helene ROWLAND	SO	35.92m	117-10	3/31
110	Rebecca GORMAN	SO	34.80m	114-2	4/14
4	Calvin	142.92	468-10		
LW: --		average 35.73m		117-2	
10	Allison ROZELL	SO	41.67m	136-8	3/23
37	Brooke VAN LENTEN	FR	38.91m	127-8	3/23
223	Annika STAAL	SO	31.45m	103-2	4/20
248	Annaka EDIGER	FR	30.89m	101-4	4/20
5	Linfield	140.81	461-11		
LW: --		average 35.20m		115-6	
11	Dana BROOKS	FR	41.08m	134-9	4/20
99	Maddie SHIRLEY	JR	35.29m	115-9	3/2
103	Morgan CHAMBERLAIN	SO	35.12m	115-2	3/17
--	Mehana SABADO-HALPERN	JR	29.32m	96-2½	4/9
6	Whitworth	140.68	461-6		
LW: --		average 35.17m		115-4	
24	Isabel CLARK	JR	39.82m	130-7	3/17
91	Sarah COOL	SO	35.73m	117-2	3/17
122	Kayla BRASE	SR	34.41m	112-10	4/9
--	Taya DEFRANCE	SO	30.72m	100-9	3/3
7	Connecticut College	139.75	458-6		
LW: --		average 34.94m		114-7	
17	Aly SAPERSTEIN	SR	40.19m	131-10	4/14
60	Olivia VENER	SR	37.36m	122-7	3/31
188	Emily SENATORE	JR	32.48m	106-6	4/14
--	Shannon KENNEDY	JR	29.72m	97-6¼	4/14
8	Moravian	139.41	457-4		
LW: --		average 34.85m		114-4	
3	Mary Kate DUNCAN	SR	45.30m	148-7	4/13
132	Emma BLADES	SO	34.13m	111-11	4/13
--	Hailee YODER	SO	30.22m	99-1¼	3/17
--	Jordan LUCIANO	JR	29.76m	97-7¾	4/20
9	Dubuque	136.35	447-4		
LW: --		average 34.09m		111-10	
5	Abigail WILLIS	SR	43.44m	142-6	4/12
152	Kelsey BETTHAUSER	JR	33.52m	109-11	4/12
--	Aleyha SLATTER	JR	30.21m	99-1½	4/4
--	Emily SCHWENDINGER	SO	29.18m	95-9	4/21
10	Luther	135.95	446-0		
LW: --		average 33.99m		111-6	
98	Marta SPRINGER	JR	35.38m	116-1	4/20
118	Jessica JUNKER	FR	34.54m	113-4	4/20
135	Sarah HOLTZ	SO	34.02m	111-7	4/12
197	Aubrey HIGHUM	SO	32.01m	105-0	4/5
11	Rutgers-Camden	133.87	439-2		
LW: --		average 33.47m		109-9	
71	Jordan ERSKINE	SO	36.57m	119-11	4/6
128	Kyleigh STEVENSON	SO	34.29m	112-6	4/13
214	Lorraine MAHONEY	FR	31.54m	103-5	4/6
220	Nicole DEMARCO	SO	31.47m	103-3	3/31
12	Hendrix	133.45	437-10		
LW: --		average 33.36m		109-5	
30	Bradi RYAN	JR	39.37m	129-2	4/20
69	Leah BOEHL	JR	36.70m	120-5	3/30
--	Kiersten HUITT	SO	29.20m	95-9¾	3/30
--	Allison LONG	FR	28.18m	92-5½	4/20
13	UW-La Crosse	132.79	435-8		
LW: --		average 33.20m		108-11	
64	Amanda SABOURIN	FR	37.12m	121-9	4/12
109	Sarah GILLES	SR	34.83m	114-3	4/12
206	Kaitlyn GANRUDE	JR	31.85m	104-6	4/12
--	Betsy SCHREIER	JR	28.99m	95-1½	4/12
14	Illinois Wesleyan	131.68	432-0		
LW: --		average 32.92m		108-0	
6	Karly GOODMAN	SR	43.30m	142-0	4/20
168	Rebekah EHRESMAN	SR	33.06m	108-5	4/14
--	Sydni MCSTRAVICK	SO	28.54m	93-7¾	4/14
--	Susan TONIN	SR	26.78m	87-10½	4/7
15	Stockton	131.48	431-4		
LW: --		average 32.87m		107-10	
81	Emily HIGBEE	SR	36.17m	118-8	4/13
133	Victoria CAIAZZO	JR	34.10m	111-10	3/31
192	Brianna FIORENTINO	FR	32.21m	105-8	4/13
--	Dana BIBEAL	SO	29.00m	95-1¼	4/13
16	Johns Hopkins	130.21	427-2		
LW: --		average 32.55m		106-9	
22	Veronica MONTANE	FR	40.00m	131-3	4/14
155	Kelsey HARPER	SR	33.50m	109-11	4/14
--	Jenn SU	SR	30.37m	99-7¾	4/12
--	Maya HAMMONDS	JR	26.34m	86-5	3/30



2018 Outdoor Track & Field, Week #4

Women's Heptathlon

1	Whitworth	17,445
LW: --		<i>average 4,361</i>

3	Isabel CLARK	JR	4,704	4/9
18	Kayla BRASE	SR	4,328	4/9
20	Sarah COOL	SO	4,304	4/9
27	Sarah MARTINEZ	SR	4,109	4/9

2	SUNY Geneseo	16,938
LW: --		<i>average 4,235</i>

4	Shayna HELD	JR	4,685	4/21
13	Emily LAVARNWAY	FR	4,390	4/21
22	Madeline HAMMER	SR	4,246	4/21
61	Julianna LAURICELLA	JR	3,617	4/21

3	UW-Eau Claire	16,713
LW: --		<i>average 4,178</i>

2	Sarah GLIDDEN	SR	4,918	4/21
21	Megan WALLACE	FR	4,252	4/21
47	Mandie BULTMAN	JR	3,836	4/21
54	Amber HARRIS	SR	3,707	4/21

4	UW-La Crosse	15,851
LW: --		<i>average 3,963</i>

8	Amanda WIEBKE	SO	4,470	4/21
30	Sarah GILLES	SR	4,063	4/21
43	Ariel MALVITZ	FR	3,893	4/21
78	Kemmesha THOMAS	SO	3,425	4/21

5	 Johns Hopkins	15,755
LW: --		<i>average 3,939</i>

11	Jenn SU	SR	4,405	4/12
12	Maya HAMMONDS	JR	4,397	4/12
66	Catt WAIN	JR	3,539	4/12
83	Annie GUTIERREZ	FR	3,414	4/12

6	Luther	14,827
LW: --		<i>average 3,707</i>

33	Marta SPRINGER	JR	4,025	4/20
44	Morgan SAMMONS	SR	3,880	4/20
67	Sarah HOLTZ	SO	3,522	4/20
86	Jessica JUNKER	FR	3,400	4/20

7	Central (Iowa)	14,500
LW: --		<i>average 3,625</i>

25	Mary GRAY	FR	4,142	4/18
34	Kiki PINGEL	FR	4,010	4/18
82	Merissa LARSON	JR	3,417	3/29
117	Courtney KRUTHOFF	FR	2,931	3/29

8	Utica	14,055
LW: --		<i>average 3,514</i>

64	Shannon GLEASON	FR	3,584	4/12
70	Michelle RODRIGUEZ	JR	3,497	4/21
70	Brittany CHARLONNE	JR	3,497	4/21
76	Stephanie FEATHERS	FR	3,477	4/21

9	UW-Stevens Point	14,037
LW: --		<i>average 3,509</i>

32	Sylvian MOMONT	SO	4,037	4/20
50	Alex GRUBBS	SO	3,785	4/20
105	Makenzie WARD	SO	3,160	4/20
110	Alexia BEECHER	JR	3,055	4/20

10	Fontbonne	9,690
LW: --		<i>average 2,423</i>

124	Katie GOSSER	SO	2,837	3/23
129	Emily BAY	SO	2,680	3/23
138	Jaylah JONES	SO	2,100	3/23
139	Colleen GOSSER	SO	2,073	3/23