



# 2018 Outdoor Track & Field, Week #7

## Men's 100 Meters

**1 UW-La Crosse 42.88**  
 LW: -- average 10.72

1	Ernest WINTERS	SR	10.42	(1.9)	5/4
20	Josh KOENECKE	FR	10.67	(1.9)	5/4
72	Rob WILLISON	SO	10.86	(1.9)	5/4
106	Jim HOESLEY	SO	10.93	(1.9)	5/4

**2 John Carroll 43.43**  
 LW: -- average 10.86

20	Hayden SNOW	SO	10.67w	(2.1)	4/14
48	Deven WARD	FR	10.79	(1.9)	5/11
56	Cole WEIRICH	JR	10.81w	(2.1)	4/14
--	Austin MCILVAINE	SR	11.16	(1.4)	5/11

**3 Texas Lutheran 43.51**  
 LW: -- average 10.88

43	Paris FOSTER	SO	10.77w	(3.1)	3/31
56	Darren JONES	SO	10.81	(1.6)	4/27
120	Michael WONG	FR	10.96	(1.5)	4/27
130	Bryce JOHNSON	SR	10.97	(1.5)	4/27

**4 Redlands 43.55**  
 LW: -- average 10.89

3	Luke BOHLINGER	JR	10.43w	(3.2)	4/27
106	MJ WHEELER	FR	10.93w	(2.6)	3/16
202	Jason GONSALVES	JR	11.07w	(3.6)	4/27
246	Domanick MURRAY	FR	11.12w	(2.2)	4/27

**5 Wesley 43.56**  
 LW: -- average 10.89

30	Christian SAULSBURY	FR	10.72	(1.2)	3/31
72	Greg TAYLOR	SR	10.86	(-0.3)	5/4
82	John HERIOT	FR	10.88w	(3.7)	3/31
233	Aaron GAITHER	FR	11.10w	(2.9)	4/29

**6 UW-Oshkosh 43.57**  
 LW: -- average 10.89

5	Erik SCHWANDT	FR	10.52w	(3.6)	4/24
77	Ryan POWERS	JR	10.87w	(3.7)	4/28
150	Robert OGBULI	FR	11.00w	(2.6)	5/4
--	Nolan PETERSON	SR	11.18w	(3.1)	4/21

**7 UW-Whitewater 43.59**  
 LW: -- average 10.90

1	Parker WITT	SR	10.42w	(3.2)	4/28
184	Tyreik THOMAS	FR	11.05	(2.0)	4/28
184	Dwayne FORD	FR	11.05w	(3.7)	4/28
202	Jake SCHNEIDER	SO	11.07	(1.0)	4/20

**8 Dubuque 43.62**  
 LW: -- average 10.91

24	Kyle THOMAS	FR	10.68	(1.4)	5/10
77	Clayton GRAY	SR	10.87	(0.6)	5/4
167	Isaiah ELLIS	JR	11.03	(0.5)	4/21
176	Maurice CUSHION-LEWIS	SO	11.04w	(2.5)	4/21

**9 Virginia Wesleyan 43.66**  
 LW: -- average 10.92

27	Jordan ARD	FR	10.71	(1.6)	4/20
69	Keyontae NORFLEET	SO	10.85	(1.4)	5/13
77	Curtis DUDLEY	SO	10.87w	(2.5)	5/2
--	Armon ARDILA	JR	11.23	(0.4)	3/31

**10 Illinois College 43.70**  
 LW: -- average 10.93

36	Gregary CROSS	JR	10.75	(0.3)	5/11
116	Chris MOORE	JR	10.95	(0.3)	5/11
150	Nife WILLIAMS	SO	11.00	(0.3)	5/11
150	Brett PEIFER	JR	11.00	(0.1)	5/5

**11 Stevenson 43.71**  
 LW: -- average 10.93

36	Kendall BELSER	JR	10.75	(1.0)	5/3
98	Dereck DAVIS	FR	10.92	(1.0)	5/3
150	Matt RIGGINS	JR	11.00	(0.0)	5/3
176	Morgan CHEATHAM	JR	11.04	(1.0)	5/3

**11 UMass Boston 43.71**  
 LW: -- average 10.93

8	Dominic NDA	SR	10.57w	(2.3)	5/3
143	Stefan POWELL	SO	10.99	(1.8)	5/3
202	Bless AMEDOADZI	JR	11.07	(-1.1)	4/28
214	Garth MIRIYOGA	SR	11.08	(1.1)	4/14

**13 Rowan 43.76**  
 LW: -- average 10.94

40	Julian PRATT	SO	10.76	(1.2)	5/5
120	Shai MUMFORD	JR	10.96	(-1.9)	4/6
157	Jonathan RAMIREZ	SR	11.01w	(2.4)	3/15
167	Steven JONES	SR	11.03	(1.2)	5/5

**14 Buffalo State 43.81**  
 LW: -- average 10.95

27	Robert LIEBEL	SR	10.71w	(3.4)	5/4
72	Eric VASSELL	FR	10.86w	(3.4)	5/4
160	Blaine BILLINGS	JR	11.02w	(3.4)	5/4
--	Elijah LAWAL	SR	11.22	(1.2)	5/11

**15 George Fox 43.82**  
 LW: -- average 10.96

36	Vernon LOTT	SR	10.75	(0.1)	3/22
96	Kenny MAY	JR	10.91	(0.1)	3/22
135	Colin HYATT	SO	10.98	(0.1)	3/22
--	Brock ROGERS	FR	11.18w	(2.3)	5/11





**15 Saint John's (Minn.) 43.82**  
 LW: -- average 10.96

8	Ryan MILLER	FR	10.57w	(2.1)	5/11
72	Drew SCHOENBAUER	JR	10.86w	(3.8)	5/11
160	Nick GANNON	FR	11.02	(0.9)	5/5
--	Randall CLINTSMAN	SO	11.37w	(2.1)	5/11



## 2018 Outdoor Track &amp; Field, Week #7

## Men's 200 Meters

<b>1</b>	<b>UW-La Crosse</b>	<b>1:26.88</b>			
LW: --		average 21.72			
3	Ernest WINTERS	SR 21.14	(-0.2)	5/4	
28	Josh KOENECKE	FR 21.63w	(2.1)	5/13	
96	Jim HOESLEY	SO 22.03w	(3.5)	4/24	
109	Seth HOLDEN	FR 22.08w	(2.1)	5/13	
<b>2</b>	<b>George Fox</b>	<b>1:27.26</b>			
LW: --		average 21.82			
13	Vernon LOTT	SR 21.45	(0.9)	5/11	
23	Kenny MAY	JR 21.59	(0.9)	5/11	
86	Colin HYATT	SO 21.99	(0.2)	3/22	
166	Chris POLK	JR 22.23	(0.3)	3/10	
<b>3</b>	<b>Dubuque</b>	<b>1:27.62</b>			
LW: --		average 21.91			
29	Kyle THOMAS	FR 21.65w	(2.9)	5/10	
68	Isaiah ELLIS	JR 21.91	(0.5)	5/10	
75	Clayton GRAY	SR 21.94	(-0.4)	5/4	
125	Jeremiah STEED	FR 22.12	(1.8)	4/21	
<b>4</b>	 <b>Buffalo State</b>	<b>1:27.74</b>			
LW: --		average 21.94			
25	Robert LIEBEL	SR 21.61	(0.9)	5/4	
62	Eric VASSELL	FR 21.87	(0.9)	5/4	
82	Benjamin FAIRWEATHER	JR 21.97	(0.9)	5/4	
186	Blaine BILLINGS	JR 22.29	(0.9)	5/4	
<b>5</b>	 <b>Illinois College</b>	<b>1:27.76</b>			
LW: --		average 21.94			
21	Brett PEIFER	JR 21.56w	(2.4)	5/11	
32	Gregary CROSS	JR 21.69w	(2.3)	5/11	
132	Chris MOORE	JR 22.14	(0.5)	5/11	
209	Dominic AIELLO	SR 22.37w	(2.3)	5/11	
<b>6</b>	<b>Redlands</b>	<b>1:27.87</b>			
LW: --		average 21.97			
2	Luke BOHLINGER	JR 21.08w	(2.2)	4/27	
138	MJ WHEELER	FR 22.15	(0.3)	3/31	
167	Maliq CHAMPION	SO 22.24w	(3.4)	4/27	
223	Nick BURCHETT	JR 22.40	(1.7)	3/16	
<b>7</b>	<b>Wesley</b>	<b>1:27.88</b>			
LW: --		average 21.97			
24	Thomas KALIETA JR	FR 21.60	(0.7)	4/14	
42	Tysean COUSAR	FR 21.77	(-1.9)	5/4	
121	John HERIOT	FR 22.11w	(2.5)	3/31	
223	Greg TAYLOR	SR 22.40	(-1.9)	5/4	
<b>8</b>	<b>Rowan</b>	<b>1:28.07</b>			
LW: --		average 22.02			
19	Shai MUMFORD	JR 21.53w	(2.1)	4/13	
54	Francis TERRY	SO 21.82w	(3.1)	3/15	
143	Jonathan RAMIREZ	SR 22.17w	(3.1)	3/15	
--	Steven JONES	SR 22.55	(-0.5)	5/5	
<b>9</b>	<b>Occidental</b>	<b>1:28.10</b>			
LW: --		average 22.03			
36	Hugh PEGAN	SR 21.71w	(2.2)	4/27	
88	Rio CHIBA	JR 22.00w	(2.2)	4/14	
138	Tyler WEBB	SO 22.15w	(2.2)	4/27	
167	Charles MARKS	FR 22.24	(1.7)	4/27	
<b>10</b>	<b>Texas Lutheran</b>	<b>1:28.12</b>			
LW: --		average 22.03			
61	Marquis BROWN	SR 21.85	(-1.1)	5/12	
82	Michael WONG	FR 21.97	(1.8)	3/31	
91	Paris FOSTER	SO 22.01	(-1.3)	4/27	
186	Eli AUGUSTA	FR 22.29	(1.8)	3/31	
<b>11</b>	<b>Virginia Wesleyan</b>	<b>1:28.24</b>			
LW: --		average 22.06			
38	Jordan ARD	FR 21.72w	(2.1)	4/14	
50	Keyontae NORFLEET	SO 21.80	(0.0)	3/31	
131	Curtis DUDLEY	SO 22.13	(0.9)	5/13	
--	Armon ARDILA	JR 22.59	(-0.2)	3/31	
<b>12</b>	<b>Middlebury</b>	<b>1:28.24</b>			
LW: --		average 22.06			
20	Nick HENDRIX	SO 21.54	(1.6)	3/24	
45	Jimmy MARTINEZ	JR 21.78	(1.6)	3/24	
202	Jackson BOCK	SR 22.35w	(3.1)	5/3	
--	William ROBERTSON	FR 22.57w	(4.0)	4/21	
<b>13</b>	 <b>Pacific Lutheran</b>	<b>1:28.29</b>			
LW: --		average 22.07			
15	Carson KETTER	JR 21.48	(1.3)	4/20	
45	Garrett HITTNER	SR 21.78	(1.3)	4/20	
159	Richard JOHNSON	SR 22.21	(1.3)	4/20	
--	Myles BARROW	JR 22.82w	(3.4)	4/14	
<b>14</b>	<b>UW-Whitewater</b>	<b>1:28.53</b>			
LW: --		average 22.13			
11	Parker WITT	SR 21.42w	(3.3)	4/28	
86	Jake SCHNEIDER	SO 21.99w	(3.3)	4/28	
230	Alec MASTERS	SO 22.42w	(3.0)	5/4	
--	Justin PROSTINAK	SO 22.70w	(2.9)	4/28	
<b>15</b>	<b>Trinity (Texas)</b>	<b>1:28.59</b>			
LW: --		average 22.15			
42	Christian MATTA	FR 21.77w	(3.0)	5/13	
102	Blair WALKER	JR 22.05w	(3.5)	4/13	
104	Raphael MARTIN	SO 22.06w	(3.5)	5/13	
--	Christopher STEWART	FR 22.71	(0.3)	4/7	
<b>16</b>	 <b>Nebraska Wesleyan</b>	<b>1:28.73</b>			
LW: --		average 22.18			
25	Mamer MAMER	JR 21.61w	(3.3)	4/13	
132	Craig TIMMONS	SR 22.14w	(3.3)	4/13	
227	Chase KELLER	FR 22.41	(1.7)	5/5	
--	Trent KOEHLER	SO 22.57w	(4.0)	4/5	



## 2018 Outdoor Track &amp; Field, Week #7

## Men's 400 Meters

<b>1</b>	<b>Bethel (Minn.)</b>	<b>3:13.57</b>		
LW: --		average 48.39		
2	Carl KLAMM JR	47.24	5/11	
5	Karl OLSEN JR	47.47	4/20	
20	Isaac ERICKSON SO	48.19	5/11	
--	Brandon LOVERUDE FR	50.67	5/11	
<b>2</b>	<b>Texas Lutheran</b>	<b>3:14.14</b>		
LW: --		average 48.54		
7	Marquis BROWN SR	47.75	3/22	
49	Zach VELASQUEZ SR	48.69	4/27	
58	Michael WONG FR	48.80	5/10	
64	Eli AUGUSTA FR	48.90	4/27	
<b>3</b>	<b>UW-Eau Claire</b>	<b>3:15.68</b>		
LW: --		average 48.92		
12	KJ MUNN SO	48.00	5/4	
19	Dietrich SCHWOERER FR	48.18	5/4	
148	Hunter HENK SO	49.68	4/12	
166	Jordan LIJEWSKI FR	49.82	5/13	
<b>4</b>	<b>Mount Union</b>	<b>3:15.71</b>		
LW: --		average 48.93		
20	James ROTH SO	48.19	4/27	
30	A.J. DIGBY SO	48.33	5/11	
129	Samuel PRINTY JR	49.57	4/27	
136	Tyler NEFF SR	49.62	5/11	
<b>5</b>	<b>Rowan</b>	<b>3:15.76</b>		
LW: --		average 48.94		
24	Francis TERRY SO	48.22	4/20	
76	Justin BISHOP FR	49.07	5/5	
89	Hunter BARBIERI FR	49.20	5/5	
97	Jamil JACKSON SR	49.27	4/20	
<b>6</b>	<b>Wesley</b>	<b>3:15.88</b>		
LW: --		average 48.97		
23	Dominic MCANULTY SR	48.20	5/4	
35	Thomas KALIETA JR FR	48.43	4/14	
41	Tysean COUSAR FR	48.55	5/4	
--	John HERIOT FR	50.70	4/29	
<b>7</b>	<b>North Central (Ill.)</b>	<b>3:16.11</b>		
LW: --		average 49.03		
43	Daniel SPACCAPANICCIA SR	48.59	5/4	
54	Michael STANLEY FR	48.78	5/4	
61	Ben NORDMAN SR	48.82	5/4	
183	Maceo FINDLAY SO	49.92	5/10	
<b>8</b>	<b>Augustana (Ill.)</b>	<b>3:16.46</b>		
LW: --		average 49.12		
26	Kyle HUCKER SR	48.25	5/4	
28	Alex LAMENDOLA SR	48.30	5/4	
120	Jeffrey SWANSON SR	49.51	5/4	
--	Andrew ADAMS SR	50.40	4/20	
<b>9</b>	<b>Loras</b>	<b>3:16.77</b>		
LW: --		average 49.19		
1	Patrick MIKEL SO	47.00	4/20	
62	Shamari SCOTT SO	48.87	5/10	
--	Anakin HALL JR	50.32	5/10	
--	Evan GRADOVILLE JR	50.58	5/10	
<b>10</b>	<b>WPI</b>	<b>3:16.78</b>		
LW: --		average 49.20		
18	Alex RUS SO	48.17	4/28	
34	Warren STAVER SR	48.38	5/11	
100	Paul-Henry SCHOENHAGEN SR	49.30	4/28	
--	Benjamin STEEVES FR	50.93	4/14	
<b>11</b>	<b>Salisbury</b>	<b>3:17.23</b>		
LW: --		average 49.31		
33	Ethan BINNIX FR	48.37	5/4	
69	Mickey VAN GIESON SO	48.96	5/4	
114	Alex HARDMAN SR	49.45	5/4	
--	Tyler HARDMAN SR	50.45	5/4	
<b>12</b>	<b>Middlebury</b>	<b>3:17.32</b>		
LW: --		average 49.33		
9	Jimmy MARTINEZ JR	47.78	3/24	
127	James MULLIKEN SR	49.56	4/21	
163	William ROBERTSON FR	49.80	4/28	
225	Josh HOWARD JR	50.18	3/31	
<b>13</b>	<b>Buffalo State</b>	<b>3:17.59</b>		
LW: --		average 49.40		
12	Cody SIKORA SO	48.00	5/4	
120	Robert LIEBEL SR	49.51	4/23	
131	Benjamin FAIRWEATHER JR	49.58	5/4	
--	Parris STRICKLAND SO	50.50	4/13	
<b>14</b>	<b>Carleton</b>	<b>3:17.61</b>		
LW: --		average 49.40		
42	Zach KULSTAD FR	48.56	5/11	
111	Bryan RICHTER SO	49.37	4/28	
158	Joey COOK-GALLARDO SO	49.77	3/17	
180	Ben SCHWARTZ SO	49.91	5/2	
<b>15</b>	<b>Occidental</b>	<b>3:18.21</b>		
LW: --		average 49.55		
38	Rio CHIBA JR	48.49	3/31	
46	Charles MARKS FR	48.63	5/12	
200	Caldwell BIDDLE JR	50.03	4/27	
--	Ethan VU SR	51.06	4/7	
<b>16</b>	<b>Wartburg</b>	<b>3:18.55</b>		
LW: --		average 49.64		
68	Alex TEIG SO	48.95	5/10	
148	Cody SNIDER SR	49.68	5/4	
155	Levi DOLPHIN SR	49.73	5/10	
228	Casey ROBERTS JR	50.19	5/4	



# 2018 Outdoor Track & Field, Week #7

## Men's 800 Meters

<b>1</b>	<b>Middlebury</b>	<b>7:31.05</b>
LW: --		average 1:52.76

10	James MULLIKEN	SR	1:51.35	4/28
13	Nathan HILL	SO	1:51.63	4/28
17	Kevin SERRAO	SR	1:51.96	3/31
155	Sawyer TADANO	FR	1:56.11	4/21

<b>2</b>	<b>Greenville</b>	<b>7:33.59</b>
LW: --		average 1:53.40

1	Andrew SHARP	SR	1:49.79	5/4
14	Nathan POTTS	SR	1:51.70	5/4
87	Jaylen SHELTON	SR	1:54.89	4/20
242	John MANGOLD	JR	1:57.21	4/27

<b>3</b>	<b>Tufts</b>	<b>7:36.08</b>
LW: --		average 1:54.02

40	Hiroto WATANABE	JR	1:53.36	5/3
47	Matt D'ANIERI	SO	1:53.70	5/11
60	Tom DEPALMA	SR	1:54.16	4/28
85	Jackson MIHM	SO	1:54.86	4/28

<b>4</b>	<b>Williams</b>	<b>7:37.16</b>
LW: --		average 1:54.29

6	Kevin LAFLECHE	SO	1:51.10	4/28
74	Tristan COLAIZZI	SO	1:54.64	3/31
111	Nick GANNON	SO	1:55.35	4/28
151	Benjamin HEARON	SO	1:56.07	5/3

<b>5</b>	<b>Wartburg</b>	<b>7:37.35</b>
LW: --		average 1:54.34

12	Casey ROBERTS	JR	1:51.60	4/25
60	Cody SNIDER	SR	1:54.16	4/18
117	Sam MCMICHAEL	JR	1:55.43	5/10
157	Mark SCHULZ	JR	1:56.16	5/10

<b>6</b>	<b>Washington (Mo.)</b>	<b>7:37.38</b>
LW: --		average 1:54.34

31	Nick MATTEUCCI	SO	1:52.82	5/10
43	John Harry WAGNER	FR	1:53.50	4/20
72	Thomas GALES	SR	1:54.57	4/20
178	Jon FLEMING	SO	1:56.49	4/20

<b>7</b>	<b>Christopher Newport</b>	<b>7:38.32</b>
LW: --		average 1:54.58

7	Cullen MONAHAN	JR	1:51.13	4/20
27	Cavanaugh MCGAW	SO	1:52.66	4/20
238	Peyton ARTZ	JR	1:57.15	4/20
--	Jason PUTNAM	SO	1:57.38	4/20

<b>8</b>	 <b>Amherst</b>	<b>7:39.01</b>
LW: --		average 1:54.75

5	Kristian SOGAARD	JR	1:50.95	4/28
59	Ralph SKINNER	SO	1:54.13	4/28
87	Estevan VELEZ	SO	1:54.89	4/28
--	Jacob SILVERMAN	JR	1:59.04	4/7

<b>9</b>	<b>Pomona-Pitzer</b>	<b>7:39.30</b>
LW: --		average 1:54.82

23	Carter FLOYD	FR	1:52.37	4/19
113	Kellen BROWNING	SO	1:55.40	4/19
128	Nathan GALLATIN	JR	1:55.75	4/14
130	Ian EMLET	FR	1:55.78	4/7

<b>10</b>	<b>Carleton</b>	<b>7:39.39</b>
LW: --		average 1:54.85

4	Donson COOK-GALLARDO	SR	1:50.83	4/25
46	Joey COOK-GALLARDO	SO	1:53.66	5/11
210	Camden SIKES	SR	1:56.83	5/11
--	Nick BRUSILOW	FR	1:58.07	5/2

<b>11</b>	<b>UW-Stevens Point</b>	<b>7:39.61</b>
LW: --		average 1:54.90

38	Nico LABRACKE	SO	1:53.22	4/12
76	Nick LAWSON	SO	1:54.71	4/12
121	Travis WOLLENBERG	JR	1:55.49	4/12
160	Alex EGBERT	JR	1:56.19	4/20

<b>12</b>	<b>Chicago</b>	<b>7:39.83</b>
LW: --		average 1:54.96


18	Joe PREVIDI	SO	1:52.00	5/10
98	Jacob AMIRI	SR	1:55.10	5/10
146	Owen MELIA	JR	1:56.01	5/4
199	Kiyan TAVANGAR	FR	1:56.72	5/4

<b>13</b>	<b>North Central (Ill.)</b>	<b>7:39.85</b>
LW: --		average 1:54.96

68	Chris SUDA	SO	1:54.42	5/4
82	Brendon SEBASTIAN	FR	1:54.81	3/31
101	James MCQUALITY	SR	1:55.12	5/4
122	Chris BUECHNER	JR	1:55.50	5/4

<b>14</b>	<b>Central (Iowa)</b>	<b>7:40.27</b>
LW: --		average 1:55.07

32	Kyle PAPE	JR	1:52.88	4/19
124	Preston KIZER	SO	1:55.58	4/19
129	Jon SPECHT	SO	1:55.76	4/19
147	Mark FAIRLEY	SR	1:56.05	3/29

<b>15</b>	 <b>Bowdoin</b>	<b>7:40.36</b>
LW: --		average 1:55.09

15	Conor DONAHUE	SR	1:51.89	5/11
47	John KENNEALY	SR	1:53.70	4/28
225	Dylan WELCH	FR	1:57.01	4/13
--	Liam NICOLL	SR	1:57.76	4/21

<b>16</b>	<b>UW-Whitewater</b>	<b>7:40.38</b>
LW: --		average 1:55.10

22	Brian KUEHL	FR	1:52.31	4/12
52	Alec MEIXELSPERGER	SR	1:53.94	5/4
223	Jonah NELSON	SR	1:57.00	4/28
233	Clinton WOERISHOFER	SO	1:57.13	4/12



# 2018 Outdoor Track & Field, Week #7

## Men's 1500 Meters

<b>1</b>	<b>Washington (Mo.)</b>	<b>15:30.7</b>
LW: --		average 3:52.68
3	Nick MATTEUCCI	SO 3:45.86 5/4
6	Elvir SARAJLIC	SR 3:50.41 5/4
71	Ethan BRODEUR	SR 3:56.46 5/10
98	Tucker CERA	FR 3:57.99 4/20

<b>2</b>	<b>Wartburg</b>	<b>15:37.6</b>
LW: --		average 3:54.41
9	Sam PINKOWSKI	FR 3:50.55 4/21
13	Casey ROBERTS	JR 3:51.88 4/21
79	Caleb APPLETON	SO 3:56.97 5/10
102	Sam LORIMER	FR 3:58.24 4/21

<b>3</b>	<b>Middlebury</b>	<b>15:38.0</b>
LW: --		average 3:54.51
15	Kevin SERRAO	SR 3:52.20 4/28
16	Nathan HILL	SO 3:52.30 5/11
28	Jon PERLMAN	JR 3:53.66 5/11
155	Will MEYER	SO 3:59.88 4/28

<b>4</b>	<b>North Central (Ill.)</b>	<b>15:38.3</b>
LW: --		average 3:54.59
30	Michael ANDERSON	JR 3:53.82 5/10
33	Zach HIRD	SR 3:53.87 5/4
38	Chris BUECHNER	JR 3:54.58 5/10
65	Dhruvil PATEL	JR 3:56.09 4/21

<b>5</b>	<b>UW-La Crosse</b>	<b>15:39.3</b>
LW: --		average 3:54.84
8	Sam HINZ	JR 3:50.54 5/4
10	Joshua SCHRAEDER	SO 3:50.58 4/21
121	Brian HANSFORD	SO 3:59.00 4/21
132	Austin ZAJKOWSKI	SR 3:59.25 4/21

<b>6</b>	<b>SUNY Geneseo</b>	<b>15:39.6</b>
LW: --		average 3:54.90
1	Isaac GARCIA-CASSANI	SR 3:43.47c (4:01.35(1)) 4/20
56	Luke HOLTZMAN	JR 3:55.60 4/14
130	Brendan MURPHY	FR 3:59.15 4/14
205	Justin HOELZL	SO 4:01.38 4/20

<b>7</b>	<b>Williams</b>	<b>15:41.5</b>
LW: --		average 3:55.39
17	Tristan COLAIZZI	SO 3:52.87 5/11
46	Lucas ESTRADA	JR 3:55.02 4/28
72	Peter KIRGIS	SO 3:56.53 5/3
82	Benjamin HEARON	SO 3:57.16 5/11

<b>8</b>	<b>Pomona-Pitzer</b>	<b>15:44.3</b>
LW: --		average 3:56.08
45	Daniel ROSEN	SO 3:54.84 4/7
68	Peter DAVIS	JR 3:56.28 3/3
69	Carter FLOYD	FR 3:56.40 3/31
75	Andy REISCHLING	JR 3:56.81 3/24

<b>9</b>	<b>Haverford</b>	<b>15:45.2</b>
LW: --		average 3:56.30
22	Greg MORGAN	JR 3:52.99 4/20
35	Dylan GEARINGER	JR 3:54.08 3/30
115	Henry WOODS	SR 3:58.72 3/30
136	James BARKER	SO 3:59.42 4/20

<b>10</b>	<b>Christopher Newport</b>	<b>15:45.9</b>
LW: --		average 3:56.48
4	Jeffrey DOVER	JR 3:47.81 4/5
119	Jason PUTNAM	SO 3:58.91 4/5
131	Peyton ARTZ	JR 3:59.16 3/31
160	Daniel READ	SR 4:00.03 3/31

<b>11</b>	<b>TCNJ</b>	<b>15:48.3</b>
LW: --		average 3:57.09
55	Dale JOHNSON	SR 3:55.50 4/27
76	Robert ABRAMS	FR 3:56.83 4/27
90	Luke PROTHERO	JR 3:57.50 5/5
109	John WOOD	JR 3:58.53 4/14

<b>12</b>	<b>RPI</b>	<b>15:50.0</b>
LW: --		average 3:57.50
48	Noah FALASCO	SO 3:55.13 4/14
54	James ANDERSON	SR 3:55.42 4/14
129	Grant O'CONNOR	JR 3:59.14 5/4
167	Vince PUTRINO	SO 4:00.33 4/29

<b>13</b>	<b>Central (Iowa)</b>	<b>15:51.4</b>
LW: --		average 3:57.85
34	Mark FAIRLEY	SR 3:54.07 4/19
57	Jon SPECHT	SO 3:55.70 5/10
162	Kyle PAPE	JR 4:00.13 5/5
210	Preston KIZER	SO 4:01.51 5/5

<b>14</b>	<b>Messiah</b>	<b>15:51.7</b>
LW: --		average 3:57.94
43	Benjamin SCHOTT	JR 3:54.80 5/3
67	Alex SCHEIB	SO 3:56.15 5/3
133	Tyler MCFEATERS	JR 3:59.36 5/3
206	Jack FRANCESCHINA	FR 4:01.46 5/3

<b>15</b>	<b>Claremont-Mudd-Scrip</b>	<b>15:52.4</b>
LW: --		average 3:58.11
86	Ben ITEN	JR 3:57.32 4/27
95	Wilson IVES	SO 3:57.75 4/19
111	Kevin HUANG	SR 3:58.65 3/3
114	Evan HASSMAN	FR 3:58.71 5/5

<b>16</b>	<b>Tufts</b>	<b>15:52.7</b>
LW: --		average 3:58.20
20	Colin RAPOSO	JR 3:52.98 4/28
31	Christian SWENSON	JR 3:53.84 5/11
239	Matt D'ANIERI	SO 4:02.32 4/7
--	Samuel LITTLE	SR 4:03.65 4/28





## 2018 Outdoor Track &amp; Field, Week #7

## Men's Steeplechase

<b>1</b>	<b>Williams</b>	<b>37:28.3</b>	
LW: --		average 9:22.09	
34	Kenneth MARSHALL	SO 9:20.40	5/11
36	Peter KIRGIS	SO 9:20.74	4/28
40	Jacob KAHRS	JR 9:22.59	4/28
46	Jake LANGE	FR 9:24.61	5/11
<b>2</b>	<b>Washington (Mo.)</b>	<b>37:28.8</b>	
LW: --		average 9:22.20	
18	Marco QUARONI	SO 9:14.61	5/10
41	Dillon WILLIAMS	SR 9:22.75	5/10
48	Thomas FRUHAUF	JR 9:25.69	5/10
49	Jack SEBOK	SO 9:25.76	4/14
<b>3</b>	<b>Pomona-Pitzer</b>	<b>37:43.1</b>	
LW: --		average 9:25.79	
5	Daniel ROSEN	SO 9:05.48	3/31
25	Nicholas BEATTY	JR 9:18.21	4/27
75	J DEGROOT-LUTZNER	JR 9:32.76	3/31
149	Ethan ASHBY	FR 9:46.72	3/31
<b>4</b>	<b>North Central (Ill.)</b>	<b>37:45.4</b>	
LW: --		average 9:26.36	
12	Dan O'KEEFE	SR 9:11.28	5/4
44	Ian IRVINE	SO 9:23.93	5/10
79	Zack MICHAEL	SO 9:33.89	5/4
92	Nick LICARI	SO 9:36.34	4/21
<b>5</b>	<b>Wabash</b>	<b>37:59.2</b>	
LW: --		average 9:29.81	
45	Colin RINNE	SR 9:23.97	5/10
56	Luke DOUGHTY	SR 9:27.30	4/14
59	Jonah WOODS	SR 9:28.98	4/26
107	Aaron TINCHER	SR 9:39.00	3/24
<b>6</b>	<b>Central (Iowa)</b>	<b>38:02.5</b>	
LW: --		average 9:30.64	
1	Mark FAIRLEY	SR 8:57.39	4/19
67	Tanner RATHJE	SR 9:31.91	5/10
76	Jordan TOOMEY	JR 9:33.30	5/10
236	Jon SPECHT	SO 9:59.97	5/5
<b>7</b>	<b>Claremont-Mudd-Scrip</b>	<b>38:05.3</b>	
LW: --		average 9:31.34	
6	Thomas D'ANIERI	SO 9:06.64	3/23
21	Evan HASSMAN	FR 9:17.18	5/12
77	Will KIMBALL	FR 9:33.46	4/27
--	Arjun NATARAJAN	FR 10:08.07	4/27
<b>8</b>	<b>Calvin</b>	<b>38:32.0</b>	
LW: --		average 9:38.00	
28	Caleb FERGUSON	SO 9:18.93	4/26
105	Matt BOELENS	SR 9:38.70	4/20
127	Addison SMITH	SO 9:43.04	5/10
181	Tyler JOHNSON	SO 9:51.35	3/23
<b>9</b>	<b>Wheaton (Ill.)</b>	<b>38:37.6</b>	
LW: --		average 9:39.41	
57	Seth SPYKSTRA	SR 9:27.98	5/10
86	Seth MASSOT	SO 9:35.35	5/4
109	Jonah JONES	FR 9:39.47	5/10
200	Luke ANDERSEN	SR 9:54.85	5/4
<b>10</b>	<b>RPI</b>	<b>38:45.5</b>	
LW: --		average 9:41.39	
31	Sean O'CONNOR	JR 9:19.44	4/26
119	Erik LACOURT	FR 9:41.77	4/14
179	Danny NAPORA	SO 9:50.82	4/7
192	Johnny CAPOBIANCO	SO 9:53.55	5/4
<b>11</b>	<b>Johns Hopkins</b>	<b>38:45.7</b>	
LW: --		average 9:41.44	
88	Marshall DEMAREE	SR 9:35.60	5/4
124	Andrew KING	SO 9:42.68	5/4
131	Alex DORAN	JR 9:43.45	4/20
135	Jared PANGALLOZZI	FR 9:44.04	4/20
<b>12</b>	<b>Otterbein</b>	<b>38:47.5</b>	
LW: --		average 9:41.88	
24	Jacob THOMPSON	SO 9:18.18	4/27
33	Ian KELLOGG	JR 9:20.08	4/27
237	Seth VIPPERMAN	SO 10:00.11	4/14
--	Nick SNABES	SR 10:09.16	4/14
<b>13</b>	<b>Christopher Newport</b>	<b>38:53.1</b>	
LW: --		average 9:43.29	
37	Daniel CRETNEY	SO 9:20.85	5/4
116	Trejon EDMONDS	SO 9:41.33	3/23
138	Peyton ARTZ	JR 9:44.38	4/5
--	Joshua SPEIER	JR 10:06.59	4/20
<b>14</b>	<b>UC Santa Cruz</b>	<b>38:54.7</b>	
LW: --		average 9:43.70	
63	Nick KLEIBER	FR 9:30.08	4/27
90	Tyler RULE	SO 9:36.22	3/16
157	Ralph BALAOING	JR 9:47.72	4/27
243	Sean RIEDEL	FR 10:00.77	3/30
<b>15</b>	<b>Haverford</b>	<b>38:55.3</b>	
LW: --		average 9:43.84	
25	Graham PEET	JR 9:18.21	5/4
71	James STADLER	SR 9:32.37	5/4
89	Lincoln SATTERTHWAITTE	SR 9:35.93	5/4
--	Matt WILLIG	SR 10:28.85	4/14
<b>16</b>	<b>UW-Whitewater</b>	<b>38:57.1</b>	
LW: --		average 9:44.28	
27	Brett HARMS	SR 9:18.31	5/10
112	David FASSBENDER	FR 9:39.94	5/10
215	Seth ZIMDARS	SO 9:56.47	4/12
--	Kyle NEUROTH	FR 10:02.40	5/10



## 2018 Outdoor Track &amp; Field, Week #7

## Men's 5000 Meters

<b>1</b>	<b>North Central (Ill.)</b>	<b>57:32.8</b>
LW: --		average 14:23.20
1	Dhruvil PATEL JR	13:58.27 4/25
12	Matthew NORVELL JR	14:28.49 4/12
17	Zach HIRD SR	14:32.85 5/10
19	Nolan MCKENNA JR	14:33.19 5/10

<b>2</b>	<b>Haverford</b>	<b>58:08.8</b>
LW: --		average 14:32.21
4	Dylan GEARINGER JR	14:14.68 4/26
10	Henry WOODS SR	14:26.94 4/26
33	Greg MORGAN JR	14:37.02 3/30
58	Graham PEET JR	14:50.21 4/20

<b>3</b>	<b>UW-La Crosse</b>	<b>58:56.6</b>
LW: --		average 14:44.15
22	Thomas SCHULTZ JR	14:34.49 5/10
28	Joshua SCHRAEDER SO	14:36.19 5/10
37	Austin ZAJKOWSKI SR	14:41.64 4/12
126	Z SHOEMAKER-ALLEN JR	15:04.30 4/12

<b>4</b>	<b>Cornell College</b>	<b>59:00.0</b>
LW: --		average 14:45.00
30	Mason WICKER JR	14:36.46 4/12
43	Cuyler GABRIEL JR	14:43.94 4/12
55	Austin BACH JR	14:49.56 4/12
56	Caleb WILSON JR	14:50.05 4/12

<b>5</b>	<b>Williams</b>	<b>59:00.9</b>
LW: --		average 14:45.24
11	Griffin COLAIZZI SR	14:28.36 5/11
31	Ben DECKER SR	14:36.75 4/20
89	Will MCGOVERN SO	14:57.22 3/24
96	Ryan COX SO	14:58.64 3/24

<b>6</b>	<b>Pomona-Pitzer</b>	<b>59:17.0</b>
LW: --		average 14:49.27
2	Andy REISCHLING JR	14:07.91 5/12
95	Owen WOO FR	14:58.53 4/7
128	Ethan ASHBY FR	15:04.63 3/10
136	Adin BECKER SO	15:06.02 3/10

<b>7</b>	<b>Christopher Newport</b>	<b>59:21.8</b>
LW: --		average 14:50.47
6	Jeffrey DOVER JR	14:21.61 4/14
53	Grayson REID JR	14:49.35 4/5
130	Peyton ARTZ JR	15:04.77 5/4
139	Daniel CRETNEY SO	15:06.13 3/31

<b>8</b>	<b>RPI</b>	<b>59:24.9</b>
LW: --		average 14:51.23
3	Grant O'CONNOR JR	14:10.60 4/26
29	Sean O'CONNOR JR	14:36.26 4/14
204	Jake KLOMAN SO	15:14.80 4/7
--	Henry JAQUES FR	15:23.24 4/7

<b>9</b>	<b>Amherst</b>	<b>59:37.9</b>
LW: --		average 14:54.48
18	Cosmo BROSSY JR	14:33.14 5/11
62	Clark RICCIARDELLI SO	14:50.80 4/14
81	S FERGUSON-DRYDEN SO	14:55.41 5/11
230	Jack WESLEY SR	15:18.58 4/28

<b>10</b>	<b>Wartburg</b>	<b>59:38.7</b>
LW: --		average 14:54.69
14	Sam PINKOWSKI FR	14:30.31 4/25
92	Caleb APPLETON SO	14:57.97 5/10
112	Joe FREIBURGER FR	15:01.45 5/10
155	Eli KACZINSKI SR	15:09.03 5/10

<b>11</b>	<b>Calvin</b>	<b>59:44.7</b>
LW: --		average 14:56.20
50	Tyler JOHNSON SO	14:46.26 5/10
93	Andrew PHILIPOSE SR	14:58.45 5/10
97	Jamison KOEMAN JR	14:58.74 4/20
110	Justin VARINEAU FR	15:01.34 5/10

<b>12</b>	<b>SUNY Geneseo</b>	<b>59:47.0</b>
LW: --		average 14:56.77
7	Isaac GARCIA-CASSANI SR	14:23.79 4/26
59	Matt JORGENSEN SR	14:50.27 4/20
210	Matthew SAYRE FR	15:16.02 4/14
216	Griffin HESS SO	15:17.01 5/4

<b>13</b>	<b>Middlebury</b>	<b>59:54.1</b>
LW: --		average 14:58.54
63	Connor EVANS JR	14:50.96 3/24
85	Harrison KNOWLTON JR	14:56.41 3/24
117	Matt D'AQUILA FR	15:02.62 3/24
125	Theo HENDERSON SO	15:04.16 5/3

<b>14</b>	<b>Johns Hopkins</b>	<b>59:57.7</b>
LW: --		average 14:59.44
78	Oliver HICKSON JR	14:54.93 4/20
84	Jared PANGALLOZZI FR	14:56.21 5/4
119	Alex GLAVIN SO	15:03.24 4/20
120	Alex DORAN JR	15:03.36 4/14

<b>15</b>	<b>Rhodes</b>	<b>59:57.8</b>
LW: --		average 14:59.45
25	Spencer FIELDS JR	14:35.72 3/31
133	Ryan PHILLIPS SR	15:05.02 3/31
137	Benjamin FREEMAN SO	15:06.04 5/10
175	Dominic VOEHLER JR	15:11.03 3/16

<b>16</b>	<b>Carleton</b>	<b>1:0:01.</b>
LW: --		average 15:00.25
47	Tris DODGE JR	14:45.84 4/12
57	Lucas MUELLER FR	14:50.17 5/11
71	Matthew WILKINSON FR	14:53.42 4/12
--	Cameron MEIKLE SO	15:31.59 5/11



# 2018 Outdoor Track & Field, Week #7

## Men's 10,000 Meters

**1 North Central (Ill.)** 2:0:02.  
 LW: -- average 30:00.64

3	Dhruvil PATEL	JR	29:52.83	3/31
5	Matthew NORVELL	JR	30:02.05	3/31
6	Nolan MCKENNA	JR	30:03.68	3/31
7	AI BALDONADO	SO	30:04.01	3/31

**2 Williams** 2:2:45.  
 LW: -- average 30:41.44

9	Ben DECKER	SR	30:07.27	5/11
16	Ryan COX	SO	30:20.31	5/11
44	Will MCGOVERN	SO	31:02.97	5/11
50	Zachary DULABON	JR	31:15.22	4/28

**3 Haverford** 2:3:12.  
 LW: -- average 30:48.17

14	Dylan GEARINGER	JR	30:17.22	4/6
35	Henry WOODS	SR	30:53.52	4/6
37	Graham PEET	JR	30:55.77	4/6
46	Ryan HERLIHY	JR	31:06.17	4/6

**4 SUNY Geneseo** 2:4:09.  
 LW: -- average 31:02.48

17	Alfredo MAZZUCA	SR	30:20.59	4/14
29	Alex BURKS	SR	30:37.14	4/14
60	Jackson TATE	SO	31:24.46	4/14
82	Colin KERN	SR	31:47.74	4/14

**5 Pomona-Pitzer** 2:4:18.  
 LW: -- average 31:04.63

2	Andy REISCHLING	JR	29:51.75	4/19
36	Adin BECKER	SO	30:53.55	4/19
73	Owen WOO	FR	31:41.75	3/31
88	Nathan STRINGHAM	SO	31:51.47	4/27

**6 RPI** 2:4:54.  
 LW: -- average 31:13.71

1	Grant O'CONNOR	JR	29:19.53	4/14
70	Jake KLOMAN	SO	31:37.43	4/14
93	Joe PISACANO	SO	31:52.26	4/14
113	Jacob DAVIS	FR	32:05.63	4/14

**7 UW-La Crosse** 2:5:13.  
 LW: -- average 31:18.35

12	Thomas SCHULTZ	JR	30:15.35	4/21
22	Tyler NAULT	SO	30:26.25	4/21
126	Matt BOURLAND	SO	32:12.03	5/4
138	Brandon PUSER	SR	32:19.78	4/21

**8 Loras** 2:5:40.  
 LW: -- average 31:25.21

31	Mason TOPE	SR	30:42.11	4/25
62	Justin ADAMS	JR	31:28.93	5/10
76	Preston KAUDER	JR	31:44.69	4/20
79	Patrick WOLAK	SO	31:45.12	5/10

**9 Johns Hopkins** 2:5:44.  
 LW: -- average 31:26.23

27	Oliver HICKSON	JR	30:36.52	4/14
38	Tyler WOLFE	SR	30:56.99	4/14
108	Charles THORNTON	SR	32:02.27	4/14
122	Louis LEVINE	SR	32:09.15	4/14

**10 Washington (Mo.)** 2:5:50.  
 LW: -- average 31:27.59

25	David O'GARA	SR	30:34.37	3/31
34	Peter JOHNSRUD	JR	30:51.92	3/31
110	Joe STOVER	FR	32:04.01	4/28
139	Ben GERSH	SO	32:20.07	3/31

**11 UW-Platteville** 2:6:23.  
 LW: -- average 31:35.80

18	Walker RYNES	SR	30:20.90	4/21
85	Kyle HERBRAND	JR	31:49.31	4/20
86	Logan STEINHOFF	SR	31:49.44	4/20
145	Isaac SCHUETZ	JR	32:23.53	4/20

**12 Carleton** 2:6:25.  
 LW: -- average 31:36.34

24	Tris DODGE	JR	30:34.17	4/21
32	Lucas MUELLER	FR	30:46.92	4/21
53	Matthew WILKINSON	FR	31:15.52	4/21
--	Ben SCHNIEDERS	FR	33:48.73	5/11

**13 Wartburg** 2:7:04.  
 LW: -- average 31:46.24

45	Eli KACZINSKI	SR	31:05.65	5/10
71	Joe FREIBURGER	FR	31:40.24	5/10
109	Ali ALI	FR	32:03.73	4/21
132	Mitchell BLACK	SR	32:15.33	4/21

**14 Amherst** 2:7:20.  
 LW: -- average 31:50.20

11	Clark RICCIARDELLI	SO	30:14.33	5/11
94	Tucker MEIJER	JR	31:52.41	4/28
112	Justin BARRY	SR	32:04.40	5/11
--	Jamie MAZZOLA	FR	33:09.65	3/31

**15 Rhodes** 2:7:52.  
 LW: -- average 31:58.22

15	Spencer FIELDS	JR	30:18.59	5/10
65	Ryan PHILLIPS	SR	31:31.17	5/10
239	Reece STEVENS	JR	33:01.46	4/20
240	Benjamin FREEMAN	SO	33:01.65	4/20

**16 John Carroll** 2:8:33.  
 LW: -- average 32:08.42

20	Matt ANDREWS	SR	30:24.89	4/14
158	Ross MARTIN	SR	32:29.36	3/31
168	Matt HALLGARTH	SO	32:33.77	3/31
249	Jack KAWALEC	SO	33:05.66	4/27





## 2018 Outdoor Track &amp; Field, Week #7

## Men's 110 Meter Hurdles

<b>1</b>	<b>UW-Whitewater</b>	<b>59.56</b>			
LW: --		<i>average 14.89</i>			
2	Christian JACKSON	SO	14.27	(1.3)	4/20
7	Alex DUFF	SO	14.39	(-0.2)	5/10
84	Robert MARTIN	SR	15.24w	(2.5)	5/4
158	Quentin MENDEZ	SO	15.66	(1.9)	5/4

<b>2</b>	<b>SUNY Cortland</b>	<b>59.75</b>			
LW: --		<i>average 14.94</i>			
3	Storm MALONE	JR	14.29w	(2.1)	5/4
21	Micheal OUTING	SO	14.62	(0.0)	4/24
89	John MARTIN	FR	15.28w	(2.1)	5/4
136	Isaiah BROOKS	FR	15.56	(1.0)	4/12

<b>3</b>	<b>Dubuque</b>	<b>1:00.23</b>			
LW: --		<i>average 15.06</i>			
27	Kelshawn JOHNSON	FR	14.73	(1.9)	5/10
29	Clayton GRAY	SR	14.74w	(2.1)	5/10
39	Kelvon JOHNSON	FR	14.83	(1.1)	5/4
215	Tyler FOWLER	JR	15.93	(1.9)	5/10

<b>4</b>	<b>UW-Platteville</b>	<b>1:00.84</b>			
LW: --		<i>average 15.21</i>			
26	Charlie GIFFORD	SO	14.68	(1.9)	5/4
36	Matt HOKANSON	SO	14.81w	(2.6)	4/28
150	Sean KOMRO	FR	15.62	(0.8)	4/20
173	Cole GORE	SO	15.73	(1.9)	5/4

<b>5</b>	<b>UW-La Crosse</b>	<b>1:00.86</b>			
LW: --		<i>average 15.22</i>			
9	Austin BATES	SR	14.44	(0.3)	5/13
68	Jim HOESLEY	SO	15.13w	(3.1)	4/21
81	Dillon MURMAN	FR	15.21	(1.9)	5/4
--	Andrew PISCHKE	FR	16.08w	(3.1)	4/21

<b>6</b>	<b>Wabash</b>	<b>1:01.14</b>			
LW: --		<i>average 15.29</i>			
13	RaShawn JONES	SO	14.51	(1.5)	4/20
94	Satchel BURTON	SO	15.30w	(3.7)	4/7
115	Josh WIGGINS	FR	15.42w	(3.9)	4/14
210	Johnny DOTLICH	SR	15.91w	(3.9)	4/14

<b>7</b>	<b>Mount Union</b>	<b>1:01.46</b>			
LW: --		<i>average 15.37</i>			
5	Mason PLANT	SO	14.33	(-0.3)	4/20
103	Malik BRITT	FR	15.35	(0.5)	4/27
180	Jermaine FRANCIS	SO	15.77	(1.2)	4/13
231	Adam WHITE	FR	16.01	(1.5)	3/30

<b>8</b>	<b>WPI</b>	<b>1:01.63</b>			
LW: --		<i>average 15.41</i>			
33	Oliver THOMAS	FR	14.77w	(3.4)	5/3
59	Fabian GAZIANO	SO	15.08w	(2.4)	5/11
177	Mark BRAY	FR	15.75	(-0.2)	4/28
239	Quinton SCHIMMEL	SO	16.03	(0.5)	4/28

<b>9</b>	<b>Wartburg</b>	<b>1:01.87</b>			
LW: --		<i>average 15.47</i>			
49	Famiek COOK	JR	14.98	(0.0)	5/10
59	Dallas WRIGHT	FR	15.08w	(3.1)	4/24
179	James NIEMANN	JR	15.76w	(2.8)	4/12
242	Riley BARRETT	FR	16.05w	(2.3)	5/4

<b>10</b>	<b>George Fox</b>	<b>1:01.90</b>			
LW: --		<i>average 15.48</i>			
75	Cody WEBB	FR	15.16	(-1.3)	4/20
98	Brock ROGERS	FR	15.32	(-1.3)	4/20
166	Jon PROCTOR	SR	15.71	(-0.1)	4/9
166	Gabriel LUCKEY	SR	15.71	(-0.9)	4/14

<b>11</b>	<b>St. Thomas (Minn.)</b>	<b>1:02.25</b>			
LW: --		<i>average 15.56</i>			
115	Austin COATES	SO	15.42	(1.8)	5/11
115	Connor O'NEILL	SR	15.42	(1.8)	5/11
160	Evan TEYNOR	FR	15.67	(1.8)	5/11
174	Jonah SCHOENFELDER	SO	15.74	(1.0)	5/5

<b>12</b>	<b>UW-Stevens Point</b>	<b>1:02.30</b>			
LW: --		<i>average 15.58</i>			
68	Jared SCHRANG	FR	15.13w	(2.6)	4/28
71	Tom KOHN	FR	15.15	(-0.9)	4/12
206	Clayton SHEARS	FR	15.90w	(2.6)	4/28
--	Michael POSANSKI	SR	16.12w	(2.6)	4/28

<b>13</b>	<b>Texas Lutheran</b>	<b>1:02.39</b>			
LW: --		<i>average 15.60</i>			
25	Paris FOSTER	SO	14.66w	(2.5)	3/23
174	Jonathan HILMAN	SR	15.74w	(3.1)	3/23
192	Travis ROBERTS	SO	15.82w	(3.1)	3/23
--	Nathaniel HOWELL	FR	16.17w	(2.2)	3/15

<b>14</b>	<b>Middlebury</b>	<b>1:02.46</b>			
LW: --		<i>average 15.62</i>			
21	Mike PALLOZZI	SR	14.62	(2.0)	4/28
81	Tyler FARRELL	SR	15.21	(2.0)	4/28
--	Munya MUNYATI	SO	16.20	(0.6)	4/28
--	Jonathan FISHER	SO	16.43	(2.0)	3/24

<b>15</b>	<b>Christopher Newport</b>	<b>1:02.48</b>			
LW: --		<i>average 15.62</i>			
11	Ryan SCOTT	SR	14.46	(0.9)	5/4
49	Lewis FOLLI	SR	14.98	(0.9)	5/4
203	Hunter SUTLIFF	SR	15.88	(0.9)	5/4
--	Samuel AKERS	FR	17.16	(-2.2)	5/4

<b>16</b>	<b>Redlands</b>	<b>1:02.53</b>			
LW: --		<i>average 15.63</i>			
43	Afari LA-ANYANE	SR	14.85w	(2.1)	4/27
124	Andrew CLARK	FR	15.47	(1.6)	4/27
--	John PEASE	JR	16.09	(1.6)	4/27
--	Jason WATERS	FR	16.12	(1.6)	4/27



## 2018 Outdoor Track &amp; Field, Week #7

## Men's 400 Meter Hurdles

<b>1</b>	<b>Augustana (Ill.)</b>	<b>3:37.78</b>		
LW: --		average 54.45		
2	Josh YAMAMOTO	SR 51.84		5/4
18	Clayton SOMMERS	JR 53.22		5/4
74	Matthew HENRY	SR 55.24		5/4
206	Nic CERVANTES	SO 57.48		4/20
<b>2</b>	<b>Wartburg</b>	<b>3:39.71</b>		
LW: --		average 54.93		
24	Dallas WRIGHT	FR 53.57		5/10
52	Dillon DEMOTT	SR 54.85		5/4
64	Nick KENNICKER	SO 55.07		5/10
137	Eli BARRETT	FR 56.22		4/21
<b>3</b>	<b>North Central (Ill.)</b>	<b>3:40.38</b>		
LW: --		average 55.10		
4	Peyton PIRON	JR 51.98		5/4
86	Kyle HILTON	JR 55.40		5/4
123	Gavin CERNEK	SO 55.91		5/4
183	Erik MUSGRAVE	SO 57.09		4/7
<b>4</b>	<b>Stockton</b>	<b>3:40.68</b>		
LW: --		average 55.17		
25	Olivier PAUL	FR 53.88		5/5
32	Omar DOGBEY	SR 54.13		5/5
79	Brenden O'BRIEN	FR 55.31		4/28
200	Mark CHERY	SO 57.36		4/20
<b>5</b>	<b>Saint John's (Minn.)</b>	<b>3:41.90</b>		
LW: --		average 55.48		
27	Max MARTIN	JR 53.94		5/11
44	Mitch PECK	SR 54.51		5/11
55	Brady LABINE	FR 54.90		5/11
--	Theodore KAINZ	JR 58.55		4/12
<b>6</b>	<b>UW-Whitewater</b>	<b>3:42.63</b>		
LW: --		average 55.66		
14	Alex DUFF	SO 53.08		5/4
118	Noah VERHEYDEN	JR 55.83		5/4
134	Joe LABS	SO 56.19		5/4
209	Joe BULLIS	SO 57.53		4/20
<b>7</b>	<b>UW-Platteville</b>	<b>3:43.39</b>		
LW: --		average 55.85		
12	Matt HOKANSON	SO 53.05		5/10
129	Cole GORE	SO 56.03		5/4
165	Jacob DEBONIS	JR 56.70		4/12
214	Sean KOMRO	FR 57.61		4/12
<b>8</b>	<b>SUNY Cortland</b>	<b>3:43.66</b>		
LW: --		average 55.92		
51	Noah SERRETTE	SO 54.73		5/4
77	Austen JOHNSON	JR 55.26		5/4
94	Adam PERILLI	FR 55.48		4/24
--	Jonny POLO RANKIN	FR 58.19		5/4
<b>9</b>	<b>Otterbein</b>	<b>3:44.16</b>		
LW: --		average 56.04		
21	Cwinn FEBUS	SO 53.29		5/11
105	Tanner SIPE	SO 55.65		4/27
159	Brandon SHADE	JR 56.62		4/27
--	Mackenzie CONLON	SO 58.60		4/20
<b>10</b>	<b>Texas Lutheran</b>	<b>3:44.81</b>		
LW: --		average 56.20		
68	Ian HONS	JR 55.19		4/27
81	Chris TORRES	SO 55.36		4/27
137	Trevor ROBERTS	SO 56.22		4/27
--	Travis ROBERTS	SO 58.04		3/31
<b>11</b>	<b>Middlebury</b>	<b>3:46.03</b>		
LW: --		average 56.51		
36	Tyler FARRELL	SR 54.25		4/28
80	Jonathan FISHER	SO 55.35		4/28
190	Paul MALLOY	SR 57.17		3/31
--	Masa SAKAMOTO	JR 59.26		4/7
<b>12</b>	<b>Washington (Mo.)</b>	<b>3:46.12</b>		
LW: --		average 56.53		
25	Andrew WHITAKER	FR 53.88		5/10
37	Michael BILLINGTON	SR 54.32		4/28
248	Samuel LASOTA	JR 58.02		3/31
--	Christopher THEUERKAUF	FR 59.90		4/20
<b>13</b>	<b>Tufts</b>	<b>3:46.45</b>		
LW: --		average 56.61		
11	Andrew DIMAITI	SR 52.95		3/24
97	Billy WITROCK	SO 55.50		4/28
239	Henry HINTERMEISTER	JR 57.87		3/31
--	Avery BARNES	FR 1:00.13		3/24
<b>14</b>	<b>St. Thomas (Minn.)</b>	<b>3:46.82</b>		
LW: --		average 56.71		
74	Jonah SCHOENFELDER	SO 55.24		5/11
150	Evan TEYNOR	FR 56.50		5/11
201	Austin COATES	SO 57.38		5/5
222	Jordan O'REILLY	SR 57.70		5/11
<b>15</b>	<b>Monmouth (Ill.)</b>	<b>3:46.97</b>		
LW: --		average 56.74		
48	Vaughn GENTZLER	SR 54.63		5/11
111	Tyler BLAND	JR 55.75		5/11
191	Carl O'CONNOR	JR 57.20		5/5
--	Alex CUTRIGHT	FR 59.39		4/24
<b>16</b>	<b>UW-La Crosse</b>	<b>3:47.29</b>		
LW: --		average 56.82		
74	Charlie HANDRICK	FR 55.24		5/4
158	Trysten POWELL	SO 56.60		4/21
197	Will SEESER	SO 57.33		4/28
--	Andrew PISCHKE	FR 58.12		4/21



# 2018 Outdoor Track & Field, Week #7

## Men's High Jump

<b>1</b>	<b>Rowan</b>	<b>8.31m</b>	<b>27-3</b>				
LW: --		average 2.08m		6-9%			
1	Jeffrey Jon TUCKER	SR	2.19m	7-2%	4/27		
6	Harrison ESCOFFERY	SR	2.10m	6-10%	4/20		
29	Earnest DANIEL	FR	2.02m	6-7%	5/5		
38	Jason THOUBOURNE	FR	2.00m	6-6%	3/15		
<b>2</b>	<b>Adrian</b>	<b>8.21m</b>	<b>26-11¼</b>				
LW: --		average 2.05m		6-8%			
11	Nicholas JACKSON	FR	2.08m	6-9%	4/20		
11	Jordan DAVIS	JR	2.08m	6-9%	4/20		
24	Dazmond LAWRENCE	FR	2.05m	6-8%	4/20		
38	John HAMILTON	SO	2.00m	6-6%	4/20		
<b>3</b>	<b>UW-Whitewater</b>	<b>7.91m</b>	<b>25-11¼</b>				
LW: --		average 1.98m		6-5%			
2	DuVaun GOODLOW	SR	2.12m	6-11%	5/4		
80	Quinn HALVERSEN	FR	1.95m	6-4%	5/4		
80	Dylan FERGER	JR	1.95m	6-4%	5/4		
168	Greg HATZINGER	SO	1.89m	6-2%	4/20		
<b>4</b>	<b>MIT</b>	<b>7.90m</b>	<b>25-11</b>				
LW: --		average 1.98m		6-5%			
6	Alec REDUKER	SO	2.10m	6-10%	3/31		
34	Chris WASHINGTON	SO	2.01m	6-7	4/13		
136	Steven SPECK	SO	1.91m	6-3%	4/13		
174	Sope EWEJE	JR	1.88m	6-2	4/21		
<b>5</b>	<b>Stockton</b>	<b>7.87m</b>	<b>25-9¾</b>				
LW: --		average 1.97m		6-5%			
5	Donavan BRYAN-FRANK	SO	2.11m	6-11	4/28		
63	Andrew KELLY	FR	1.97m	6-5%	5/5		
123	James BOWBLISS	SO	1.92m	6-3%	3/31		
200	Hunter DALY	FR	1.87m	6-1%	5/5		
<b>6</b>	<b>George Fox</b>	<b>7.70m</b>	<b>25-3</b>				
LW: --		average 1.93m		6-3%			
14	Jacoby WOLFE	JR	2.07m	6-9%	3/22		
148	Alex CANCHOLA	SR	1.90m	6-2%	4/9		
168	Bryant WOOD	FR	1.89m	6-2%	3/17		
--	Jon PROCTOR	SR	1.84m	6-½	4/9		
<b>7</b>	<b>Hope</b>	<b>7.69m</b>	<b>25-2¾</b>				
LW: --		average 1.92m		6-3%			
34	Joshua IZENBART	SO	2.01m	6-7	4/26		
100	Brandon MAURICE	SO	1.93m	6-4	3/16		
174	Ethan LARSON	FR	1.88m	6-2	3/16		
200	Jared LOWE	FR	1.87m	6-1½	4/7		
<b>7</b>	<b>Southern Maine</b>	<b>7.69m</b>	<b>25-2¾</b>				
LW: --		average 1.92m		6-3%			
50	Justin PIERCE	JR	1.98m	6-6	4/28		
100	Jack RICKER	FR	1.93m	6-4	4/28		
148	Drew GAMAGE	JR	1.90m	6-2%	4/14		
174	Donivyn HARMS	FR	1.88m	6-2	4/21		
<b>9</b>	<b>Centre</b>	<b>7.67m</b>	<b>25-2</b>				
LW: --		average 1.92m		6-3½			
50	Thomas BURKEY	SO	1.98m	6-6	4/20		
100	Demontre LEWIS	JR	1.93m	6-4	4/20		
100	Patrick GAGO	FR	1.93m	6-4	4/20		
--	Henry GUNNER	SO	1.83m	6-0	4/20		
<b>10</b>	<b>St. Thomas (Minn.)</b>	<b>7.66m</b>	<b>25-1½</b>				
LW: --		average 1.92m		6-3%			
48	Jake KELLY	FR	1.99m	6-6%	5/11		
148	Bill LICHLITER	SO	1.90m	6-2%	5/11		
148	Connor O'NEILL	SR	1.90m	6-2%	5/11		
200	Conor WHITE	JR	1.87m	6-1½	5/11		
<b>11</b>	<b>Bridgewater (Va.)</b>	<b>7.65m</b>	<b>25-1¼</b>				
LW: --		average 1.91m		6-3%			
38	Ryan SHEPARD	JR	2.00m	6-6%	4/13		
95	Rashon DAVIS	SO	1.94m	6-4%	4/20		
136	Brandon CHRISTIAN	JR	1.91m	6-3%	4/20		
--	John GIESELER	SO	1.80m	5-10%	4/13		
<b>12</b>	<b>SUNY Cortland</b>	<b>7.61m</b>	<b>24-11½</b>				
LW: --		average 1.90m		6-2%			
80	Zachary KASHMER	SO	1.95m	6-4%	5/4		
95	Nick VACHON	SR	1.94m	6-4%	4/13		
123	Isaiah BROOKS	FR	1.92m	6-3½	4/21		
--	Jesse HAYNES	FR	1.80m	5-10%	5/4		
<b>13</b>	<b>Dubuque</b>	<b>7.61m</b>	<b>24-11½</b>				
LW: --		average 1.90m		6-2%			
63	Darrion MORGAN	FR	1.97m	6-5%	4/27		
148	Kortez PICKETT	JR	1.90m	6-2%	4/12		
200	David JOHNSON	SO	1.87m	6-1%	4/4		
200	Sirrus BIER	FR	1.87m	6-1%	4/4		
<b>14</b>	<b>Texas Lutheran</b>	<b>7.59m</b>	<b>24-10¾</b>				
LW: --		average 1.90m		6-2%			
63	Dalton MASTERS	SO	1.97m	6-5%	4/27		
174	Heath MCDONOUGH	FR	1.88m	6-2	3/23		
200	Christopher FRANK	JR	1.87m	6-1½	4/27		
200	Travis ROBERTS	SO	1.87m	6-1½	4/27		
<b>15</b>	<b>WPI</b>	<b>7.55m</b>	<b>24-9¼</b>				
LW: --		average 1.89m		6-2%			
71	Brandon HOGHAUG	SR	1.96m	6-5	5/11		
100	Jack DEVINE	SR	1.93m	6-4	3/31		
174	Garth HULL	SO	1.88m	6-2	4/28		
--	Parker SIMPSON	FR	1.78m	5-10	4/7		
<b>16</b>	<b>Washington and Lee</b>	<b>7.51m</b>	<b>24-7½</b>				
LW: --		average 1.88m		6-1%			
136	Davis TURNER	SR	1.91m	6-3%	4/20		
168	Jack TEAGLE	FR	1.89m	6-2%	3/16		
174	Dan KUNTZ	FR	1.88m	6-2	4/20		
--	Ellis ROBINSON	FR	1.83m	6-0	4/20		



## 2018 Outdoor Track &amp; Field, Week #7

## Men's Pole Vault

<b>1</b>	<b>UW-Oshkosh</b>	<b>19.45m</b>	<b>63-9<sup>3</sup>/<sub>4</sub></b>
LW: --		<i>average 4.86m</i>	15-11 <sup>1</sup> / <sub>2</sub>
6	Devan GERTSCHEN	SR	5.10m 16-8 <sup>3</sup> / <sub>4</sub> 5/4
12	Joe VILS	SO	4.90m 16- <sup>3</sup> / <sub>4</sub> 4/28
23	Mitchell HASEY	SR	4.80m 15-9 4/28
46	Zach EMMER	SO	4.65m 15-3 4/28

<b>1</b>	<b>UW-Stout</b>	<b>19.45m</b>	<b>63-9<sup>3</sup>/<sub>4</sub></b>
LW: --		<i>average 4.86m</i>	15-11 <sup>1</sup> / <sub>2</sub>
9	Noah ZASTROW	FR	5.00m 16-4 <sup>3</sup> / <sub>4</sub> 5/4
16	Christian LUCCHESI	SR	4.89m 16- <sup>1</sup> / <sub>2</sub> 5/13
21	Josh FREYHOLTZ	JR	4.81m 15-9 <sup>1</sup> / <sub>2</sub> 4/28
29	Robert MESENBURG	SR	4.75m 15-7 5/4

<b>3</b>	<b>UW-La Crosse</b>	<b>19.44m</b>	<b>63-9<sup>1</sup>/<sub>4</sub></b>
LW: --		<i>average 4.86m</i>	15-11 <sup>1</sup> / <sub>2</sub>
7	Wes EVANSEN	SR	5.04m 16-6 <sup>1</sup> / <sub>2</sub> 5/13
8	Eli TEMANSEN	JR	5.01m 16-5 <sup>1</sup> / <sub>2</sub> 4/24
29	Lucas MCCORMICK	FR	4.75m 15-7 5/4
49	Tyler KRAEGER	SR	4.64m 15-2 <sup>3</sup> / <sub>4</sub> 4/24

<b>4</b>	<b>Ithaca</b>	<b>18.66m</b>	<b>61-2<sup>1</sup>/<sub>2</sub></b>
LW: --		<i>average 4.67m</i>	15-3 <sup>1</sup> / <sub>2</sub>
34	David DORSEY	SR	4.70m 15-5 4/7
34	Joey NALLY	SO	4.70m 15-5 4/7
46	Martin DESMERY	JR	4.65m 15-3 4/14
51	Connor FLORCZYK	SO	4.61m 15-1 <sup>1</sup> / <sub>2</sub> 4/21

<b>5</b>	<b>UW-Whitewater</b>	<b>18.52m</b>	<b>60-9</b>
LW: --		<i>average 4.63m</i>	15-2 <sup>3</sup> / <sub>4</sub>
4	Zach JASINSKI	SO	5.11m 16-9 <sup>1</sup> / <sub>2</sub> 5/10
67	Adam SCHOMMER	SO	4.55m 14-11 4/20
85	Aron SCHWARTZ	SR	4.46m 14-7 <sup>1</sup> / <sub>2</sub> 5/10
99	Alex FISKE	SR	4.40m 14-5 <sup>1</sup> / <sub>2</sub> 4/20

<b>6</b>	<b>LeTourneau</b>	<b>18.10m</b>	<b>59-4<sup>1</sup>/<sub>2</sub></b>
LW: --		<i>average 4.53m</i>	14-10
12	Alex HINDMAN	FR	4.90m 16- <sup>3</sup> / <sub>4</sub> 5/13
12	Austin PARRISH	FR	4.90m 16- <sup>3</sup> / <sub>4</sub> 4/5
137	Cole IRONSIDE	FR	4.30m 14-1 <sup>1</sup> / <sub>2</sub> 4/20
238	Arvin HRUSHKA	FR	4.00m 13-1 <sup>1</sup> / <sub>2</sub> 4/20

<b>7</b>	<b>MIT</b>	<b>18.00m</b>	<b>59-1<sup>1</sup>/<sub>2</sub></b>
LW: --		<i>average 4.50m</i>	14-9
23	Scott CAMERON	JR	4.80m 15-9 5/3
99	Max HARDY	FR	4.40m 14-5 <sup>1</sup> / <sub>2</sub> 5/3
99	Bobby UPTON	SO	4.40m 14-5 <sup>1</sup> / <sub>2</sub> 4/21
99	Everett BRANDYBERRY	FR	4.40m 14-5 <sup>1</sup> / <sub>2</sub> 4/28

<b>8</b>	<b>St. Thomas (Minn.)</b>	<b>17.94m</b>	<b>58-10<sup>1</sup>/<sub>4</sub></b>
LW: --		<i>average 4.49m</i>	14-8 <sup>1</sup> / <sub>2</sub>
10	Connor O'NEILL	SR	4.95m 16-2 <sup>3</sup> / <sub>4</sub> 4/25
83	Michael BURY	SO	4.49m 14-8 <sup>1</sup> / <sub>2</sub> 4/19
137	Adam RIKKERS	SO	4.30m 14-1 <sup>1</sup> / <sub>2</sub> 5/11
176	Preston HUDDLESTON	SR	4.20m 13-9 <sup>1</sup> / <sub>2</sub> 4/19

<b>9</b>	<b>Wheaton (Ill.)</b>	<b>17.77m</b>	<b>58-3<sup>1</sup>/<sub>2</sub></b>
LW: --		<i>average 4.44m</i>	14-6 <sup>1</sup> / <sub>2</sub>
51	David BRADLEY	FR	4.61m 15-1 <sup>1</sup> / <sub>2</sub> 5/4
67	Peter BRADLEY	SO	4.55m 14-11 4/28
129	Nathan CRUZ	JR	4.31m 14-1 <sup>1</sup> / <sub>2</sub> 5/4
137	Leif VAN GRINSVEN	JR	4.30m 14-1 <sup>1</sup> / <sub>2</sub> 5/4

<b>10</b>	<b>Claremont-Mudd-Scrip</b>	<b>17.71m</b>	<b>58-1<sup>1</sup>/<sub>4</sub></b>
LW: --		<i>average 4.43m</i>	14-6 <sup>1</sup> / <sub>2</sub>
12	Michael WAGENVELD	JR	4.90m 16- <sup>3</sup> / <sub>4</sub> 4/14
57	Walker QUINN	SO	4.60m 15-1 4/20
152	Jackson COONEY	SR	4.26m 13-11 <sup>1</sup> / <sub>2</sub> 4/27
--	Lincoln BERNARD	FR	3.95m 12-11 <sup>1</sup> / <sub>2</sub> 4/14

<b>11</b>	<b>RIT</b>	<b>17.56m</b>	<b>57-7<sup>1</sup>/<sub>4</sub></b>
LW: --		<i>average 4.39m</i>	14-4 <sup>1</sup> / <sub>2</sub>
27	Ethan MAGUIRE	JR	4.76m 15-7 <sup>1</sup> / <sub>2</sub> 5/10
99	Thomas JAMES	FR	4.40m 14-5 <sup>1</sup> / <sub>2</sub> 4/28
158	Nicholas JOHN	FR	4.25m 13-11 <sup>1</sup> / <sub>2</sub> 5/10
189	Grant CROFT	FR	4.15m 13-7 <sup>1</sup> / <sub>2</sub> 5/4

<b>12</b>	<b>Bluffton</b>	<b>17.55m</b>	<b>57-7</b>
LW: --		<i>average 4.39m</i>	14-4 <sup>1</sup> / <sub>2</sub>
11	Gabe MAKIN	FR	4.91m 16-1 <sup>1</sup> / <sub>2</sub> 4/27
44	Kyle KNEZOVICH	SR	4.69m 15-4 <sup>1</sup> / <sub>2</sub> 4/14
149	Justin KAUFFMAN	SO	4.29m 14- <sup>3</sup> / <sub>4</sub> 4/14
--	Michael HILDEBRANDT	FR	3.66m 12-0 4/20

<b>13</b>	<b>UW-Platteville</b>	<b>17.32m</b>	<b>56-9<sup>3</sup>/<sub>4</sub></b>
LW: --		<i>average 4.33m</i>	14-2 <sup>3</sup> / <sub>4</sub>
62	Josh MILLER	SR	4.59m 15- <sup>3</sup> / <sub>4</sub> 5/13
99	Jacob HIRSBRUNNER	JR	4.40m 14-5 <sup>1</sup> / <sub>2</sub> 4/20
176	Cody FAUST	JR	4.20m 13-9 <sup>1</sup> / <sub>2</sub> 4/20
197	Greg VOGT	JR	4.13m 13-6 <sup>1</sup> / <sub>2</sub> 4/12

<b>14</b>	<b>Williams</b>	<b>17.30m</b>	<b>56-9</b>
LW: --		<i>average 4.33m</i>	14-2 <sup>3</sup> / <sub>4</sub>
67	Pierceson BROWN	SR	4.55m 14-11 4/21
99	Tommy RILEY	SR	4.40m 14-5 <sup>1</sup> / <sub>2</sub> 4/28
99	Tobias MUELLERS	SR	4.40m 14-5 <sup>1</sup> / <sub>2</sub> 5/11
--	Marshall BORRUS	SO	3.95m 12-11 <sup>1</sup> / <sub>2</sub> 4/21

<b>15</b>	<b>Augustana (Ill.)</b>	<b>17.27m</b>	<b>56-8</b>
LW: --		<i>average 4.32m</i>	14-2
51	Arthur ATWELL	JR	4.61m 15-1 <sup>1</sup> / <sub>2</sub> 5/4
129	Mark VANDERHEYDEN	JR	4.31m 14-1 <sup>1</sup> / <sub>2</sub> 5/4
158	Patrick CROMPTON	JR	4.25m 13-11 <sup>1</sup> / <sub>2</sub> 4/20
202	Kyle BAUS	FR	4.10m 13-5 <sup>1</sup> / <sub>2</sub> 4/20

<b>16</b>	<b>Rose-Hulman</b>	<b>17.25m</b>	<b>56-7</b>
LW: --		<i>average 4.31m</i>	14-1 <sup>1</sup> / <sub>2</sub>
29	Nick PALMER	JR	4.75m 15-7 4/20
46	Cameron PRISBY	SO	4.65m 15-3 4/27
189	Kristian ZADLO	FR	4.15m 13-7 <sup>1</sup> / <sub>2</sub> 4/27
--	Mikey HOLTZ	FR	3.70m 12-1 <sup>1</sup> / <sub>2</sub> 4/7



## 2018 Outdoor Track &amp; Field, Week #7

## Men's Long Jump

Rank	Team	Score	Average	Range
<b>1</b>	<b>UW-Whitewater</b>	27.48m	90-2	27.07m 88-9 <sup>3</sup> / <sub>4</sub>
LW: -- average 6.87m 22-6 <sup>1</sup> / <sub>2</sub>				
52	Alex DUFF	SO	6.97mw	22-10 <sup>1</sup> / <sub>2</sub> (2.1) 4/20
56	Dylan FERGER	JR	6.95m	22-9 <sup>1</sup> / <sub>2</sub> (0.9) 5/4
56	Matt GREEN	JR	6.95mw	22-9 <sup>1</sup> / <sub>2</sub> (2.9) 5/4
181	Tanner STEPHENS	JR	6.61mw	21-8 <sup>1</sup> / <sub>2</sub> (2.9) 4/28
<b>2</b>	<b>Rowan</b>	27.46m	90-1 <sup>1</sup> / <sub>4</sub>	27.03m 88-8 <sup>1</sup> / <sub>4</sub>
LW: -- average 6.87m 22-6 <sup>1</sup> / <sub>2</sub>				
18	Jeffrey Jon TUCKER	SR	7.20m	23-7 <sup>1</sup> / <sub>2</sub> (0.0) 5/5
87	Jason THOUBOURNE	FR	6.81m	22-4 <sup>1</sup> / <sub>2</sub> (0.6) 3/30
106	Harrison ESCOFFERY	SR	6.76m	22-2 <sup>1</sup> / <sub>2</sub> (0.0) 5/5
132	Francis RICHARD	FR	6.69m	21-11 <sup>1</sup> / <sub>2</sub> (1.4) 5/5
<b>3</b>	<b>Nebraska Wesleyan</b>	27.43m	90-0	26.99m 88-6 <sup>3</sup> / <sub>4</sub>
LW: -- average 6.86m 22-6				
11	Malik MORRIS	SR	7.27mw	23-10 <sup>1</sup> / <sub>2</sub> (3.8) 4/5
16	Trent KOEHLER	SO	7.23mw	23-8 <sup>3</sup> / <sub>4</sub> (3.6) 4/13
--	Nolinh LINEBAUGH	JR	6.47mw	21-2 <sup>1</sup> / <sub>2</sub> (3.0) 4/26
--	Matt WINTER	FR	6.46m	21-2 <sup>1</sup> / <sub>2</sub> (1.2) 5/10
<b>4</b>	<b>RIT</b>	27.40m	39-10 <sup>3</sup> / <sub>4</sub>	26.94m 88-4 <sup>3</sup> / <sub>4</sub>
LW: -- average 6.85m 22-5 <sup>3</sup> / <sub>4</sub>				
31	Daniel GIULIANO	SO	7.09mw	23-3 <sup>1</sup> / <sub>4</sub> (3.8) 5/4
40	Jeff WALTER	FR	7.04mw	23-1 <sup>1</sup> / <sub>2</sub> (4.0) 5/4
146	Devante MARSHALL	SO	6.67m	21-10 <sup>1</sup> / <sub>2</sub> (0.0) 4/24
183	Stephen MORRISSEY	FR	6.60m	21-8 (1.1) 4/24
<b>5</b>	<b>UW-La Crosse</b>	27.32m	89-7 <sup>3</sup> / <sub>4</sub>	26.93m 88-4 <sup>1</sup> / <sub>4</sub>
LW: -- average 6.83m 22-5				
6	Jacob TEUNAS	SO	7.31m	23-11 <sup>1</sup> / <sub>2</sub> (1.4) 5/4
52	Samuel SADOWSKI	SO	6.97m	22-10 <sup>1</sup> / <sub>2</sub> (0.4) 5/4
218	Sean BROIHIER	SO	6.54m	21-5 <sup>1</sup> / <sub>2</sub> (0.3) 5/13
247	Noah MEETEER	JR	6.50mw	21-4 (3.1) 4/21
<b>6</b>	<b>SUNY Cortland</b>	27.24m	89-4 <sup>1</sup> / <sub>2</sub>	26.91m 88-3 <sup>1</sup> / <sub>2</sub>
LW: -- average 6.81m 22-4 <sup>1</sup> / <sub>2</sub>				
20	Devlen WILLIAMS	SR	7.19m	23-7 <sup>1</sup> / <sub>2</sub> (0.3) 4/13
50	Dawan JONES	SR	6.99m	22-11 <sup>1</sup> / <sub>2</sub> (1.6) 5/4
183	Wendell BRAND	SO	6.60mw	21-8 (2.7) 5/4
--	Zachary KASHMER	SO	6.46m	21-2 <sup>1</sup> / <sub>2</sub> (-0.1) 4/12
<b>7</b>	<b>MIT</b>	27.13m	89-1 <sup>1</sup> / <sub>4</sub>	26.88m 88-2 <sup>1</sup> / <sub>4</sub>
LW: -- average 6.78m 22-3				
37	Yorai SHAOUL	FR	7.06m	23-2 (1.1) 5/3
37	William RUSCHEL	SR	7.06m	23-2 (1.0) 5/3
196	Mac GREGG	FR	6.58m	21-7 <sup>1</sup> / <sub>2</sub> (2.0) 3/31
--	Chris WASHINGTON	SO	6.43m	21-1 <sup>1</sup> / <sub>2</sub> (0.0) 4/7
<b>8</b>	<b>Bethany (W.Va.)</b>	27.12m	38-11 <sup>3</sup> / <sub>4</sub>	26.86m 88-1 <sup>1</sup> / <sub>2</sub>
LW: -- average 6.78m 22-3				
7	B SALLAH-MOHAMMED	SO	7.30m	23-11 <sup>1</sup> / <sub>2</sub> (0.1) 5/11
92	Michael SPEEDY	FR	6.80mw	22-3 <sup>1</sup> / <sub>4</sub> (3.4) 4/14
206	Lee SANDERS	JR	6.56m	21-6 <sup>1</sup> / <sub>2</sub> (0.5) 4/25
--	Malik ELLIS	FR	6.46m	21-2 <sup>1</sup> / <sub>2</sub> (0.0) 4/25
<b>9</b>	<b>Brockport</b>	27.07m	88-9 <sup>3</sup> / <sub>4</sub>	26.99m 88-6 <sup>3</sup> / <sub>4</sub>
LW: -- average 6.77m 22-2 <sup>1</sup> / <sub>2</sub>				
61	Rutchlor LOUIS	FR	6.94m	22-9 <sup>1</sup> / <sub>2</sub> (-0.8) 4/14
113	Taj SHAW	SO	6.73m	22-1 (1.7) 4/28
123	Marquise RIDDICK	SR	6.71mw	22- <sup>1</sup> / <sub>2</sub> (2.3) 5/4
132	Raphael ABEL	SO	6.69m	21-11 <sup>1</sup> / <sub>2</sub> (0.7) 4/28
<b>10</b>	<b>Salisbury</b>	27.03m	88-8 <sup>1</sup> / <sub>4</sub>	26.99m 88-6 <sup>3</sup> / <sub>4</sub>
LW: -- average 6.76m 22-2				
52	Jeffrey MCINNIS	SO	6.97mw	22-10 <sup>1</sup> / <sub>2</sub> (2.2) 5/4
72	Donovan BECKETT-SIMMS	FR	6.90mw	22-7 <sup>1</sup> / <sub>2</sub> (4.0) 5/4
160	Chis LEBY	SO	6.65mw	21-10 (3.3) 5/4
242	Matthew ADEDEJI	SR	6.51mw	21-4 <sup>1</sup> / <sub>2</sub> (3.6) 5/4
<b>11</b>	<b>St. Thomas (Minn.)</b>	26.99m	88-6 <sup>3</sup> / <sub>4</sub>	26.94m 88-4 <sup>3</sup> / <sub>4</sub>
LW: -- average 6.75m 22-1 <sup>1</sup> / <sub>4</sub>				
56	Conor WHITE	JR	6.95mw	22-9 <sup>1</sup> / <sub>2</sub> (3.0) 4/26
113	Nicholas SPANN	JR	6.73m	22-1 (1.5) 4/19
149	Preston HUDDLESTON	SR	6.66m	21-10 <sup>1</sup> / <sub>2</sub> (-0.7) 5/3
160	Connor O'NEILL	SR	6.65m	21-10 (0.0) 5/5
<b>12</b>	<b>George Fox</b>	26.94m	88-4 <sup>3</sup> / <sub>4</sub>	26.93m 88-4 <sup>1</sup> / <sub>4</sub>
LW: -- average 6.74m 22-1 <sup>1</sup> / <sub>4</sub>				
31	Alex CANCHOLA	SR	7.09m	23-3 <sup>1</sup> / <sub>4</sub> (1.3) 4/20
61	Noah LAMADRID	JR	6.94m	22-9 <sup>1</sup> / <sub>2</sub> (1.5) 4/20
165	Berkley HILL	FR	6.64mw	21-9 <sup>1</sup> / <sub>2</sub> (2.7) 5/11
--	Brock ROGERS	FR	6.27m	20-7 (0.0) 3/22
<b>13</b>	<b>Augustana (Ill.)</b>	26.93m	88-4 <sup>1</sup> / <sub>4</sub>	26.91m 88-3 <sup>1</sup> / <sub>2</sub>
LW: -- average 6.73m 22-1 <sup>1</sup> / <sub>4</sub>				
26	Travon ALDRIDGE	SR	7.11m	23-4 (1.2) 5/4
92	Tyler RUBARTS	SR	6.80m	22-3 <sup>1</sup> / <sub>4</sub> (0.8) 5/4
102	Evan MURPHY	SR	6.77m	22-2 <sup>1</sup> / <sub>2</sub> (1.5) 4/20
--	Andrew ADAMS	SR	6.25m	20-6 <sup>1</sup> / <sub>2</sub> (1.5) 5/4
<b>14</b>	<b>Bowdoin</b>	26.91m	88-3 <sup>1</sup> / <sub>2</sub>	26.88m 88-2 <sup>1</sup> / <sub>4</sub>
LW: -- average 6.73m 22-1				
75	Brian GREENBERG	SR	6.89mw	22-7 <sup>1</sup> / <sub>2</sub> (3.1) 5/3
97	Reid BRAWER	FR	6.78mw	22-3 (3.3) 4/21
132	Joseph STAUDT	JR	6.69mw	21-11 <sup>1</sup> / <sub>2</sub> (3.4) 4/21
210	Jared PRIOR	SO	6.55mw	21-6 (2.3) 5/3
<b>15</b>	<b>La Verne</b>	26.88m	88-2 <sup>1</sup> / <sub>4</sub>	26.86m 88-1 <sup>1</sup> / <sub>2</sub>
LW: -- average 6.72m 22- <sup>1</sup> / <sub>4</sub>				
55	Kyle AMBAT	JR	6.96m	22-10 (1.5) 5/10
102	Anthony CARTER	JR	6.77m	22-2 <sup>1</sup> / <sub>2</sub> (0.1) 4/14
107	Nicholas FREEMAN	FR	6.75m	22-1 <sup>1</sup> / <sub>2</sub> (0.6) 4/14
--	Hunter POWERS	JR	6.40m	21-0 (1.9) 4/27
<b>16</b>	<b>Tufts</b>	26.86m	88-1 <sup>1</sup> / <sub>2</sub>	26.86m 88-1 <sup>1</sup> / <sub>2</sub>
LW: -- average 6.72m 22- <sup>1</sup> / <sub>2</sub>				
81	Matthew MANTEIGA	FR	6.86m	22-6 <sup>1</sup> / <sub>2</sub> (0.0) 4/28
97	James GREGOIRE	JR	6.78mw	22-3 (2.9) 5/3
127	Stefan DUVIVIER	SR	6.70m	21-11 <sup>1</sup> / <sub>2</sub> (0.3) 4/28
239	Linus GORDON	SR	6.52m	21-4 <sup>1</sup> / <sub>2</sub> (0.6) 4/28





## 2018 Outdoor Track &amp; Field, Week #7

## Men's Triple Jump

<b>1</b>	<b>MIT</b>		<b>57.93m</b>	<b>190-0</b>	
LW: --			<i>average 14.48m</i>	<i>47-6%</i>	
4	Yorai SHAOUL	FR	15.06m	49-5 (1.5)	5/3
10	William RUSCHEL	SR	14.74m	48-4½ (1.2)	5/3
42	Ryan PRINSTER	JR	14.17m	46-6 (1.2)	5/3
62	Jason VILLANUEVA	JR	13.96mw	45-9¾ (2.9)	4/7
<b>2</b>	<b>SUNY Cortland</b>		<b>57.04m</b>	<b>187-1</b>	
LW: --			<i>average 14.26m</i>	<i>46-9½</i>	
8	Dawan JONES	SR	14.84m	48-8¾ (1.5)	4/13
31	Christopher WHITE	JR	14.40m	47-3 (2.0)	4/21
70	Kwaku OFOSU	FR	13.90mw	45-7¾ (2.3)	5/4
70	Wendell BRAND	SO	13.90mw	45-7¾ (2.3)	5/4
<b>3</b>	<b>Augustana (Ill.)</b>		<b>56.18m</b>	<b>184-4</b>	
LW: --			<i>average 14.05m</i>	<i>46-1</i>	
11	Evan MURPHY	SR	14.71m	48-3¾ (1.4)	5/10
21	Travon ALDRIDGE	SR	14.51m	47-7¾ (0.4)	5/4
58	Mason WRIGHT	FR	14.01mw	45-11¾ (2.1)	5/4
219	Tyler RUBARTS	SR	12.95m	42-6 (0.5)	5/4
<b>4</b>	<b>UW-Whitewater</b>		<b>55.94m</b>	<b>183-6</b>	
LW: --			<i>average 13.99m</i>	<i>45-10%</i>	
7	Matt GREEN	JR	14.88mw	48-10 (2.2)	4/20
51	Tanner STEPHENS	JR	14.06m	46-1½ (0.8)	5/4
70	Lucas SKAALAND	FR	13.90m	45-7¾ (1.7)	5/4
183	Eric NEUENSCHWANDER	FR	13.10m	42-11¾ (0.1)	4/12
<b>5</b>	<b>Benedictine (Ill.)</b>		<b>55.50m</b>	<b>182-1</b>	
LW: --			<i>average 13.88m</i>	<i>45-6%</i>	
1	Luther NEWBURN	SO	15.33m	50-3¾ (-3.1)	4/25
65	Juwuan WELLS	JR	13.93m	45-8¾ (0.0)	4/21
107	DJ ANDERSON	FR	13.62mw	44-8¾ (3.2)	5/4
--	Anthony DRIVER	FR	12.62m	41-5 (0.0)	4/24
<b>6</b>	<b>St. Thomas (Minn.)</b>		<b>55.11m</b>	<b>180-9</b>	
LW: --			<i>average 13.78m</i>	<i>45-2½</i>	
54	Luke VANZUILEN	SR	14.04m	46-¾ (0.0)	5/11
83	Nicholas SPANN	JR	13.76m	45-1¾ (-0.1)	5/11
92	Connor O'NEILL	SR	13.71m	44-11¾ (0.0)	5/11
111	Conor WHITE	JR	13.60m	44-7½ (0.0)	5/11
<b>7</b>	<b>Salisbury</b>		<b>55.01m</b>	<b>180-5</b>	
LW: --			<i>average 13.75m</i>	<i>45-1%</i>	
6	Donovan BECKETT-SIMMS	FR	14.90m	48-10¾ (1.4)	5/4
39	Matthew ADEDEJI	SR	14.19m	46-6¾ (1.3)	5/4
177	Jeffrey MCINNIS	SO	13.14mw	43-1½ (2.4)	3/15
--	Chis LEBY	SO	12.78m	41-11¾ (1.3)	5/4
<b>8</b>	<b>Rowan</b>		<b>54.78m</b>	<b>179-8</b>	
LW: --			<i>average 13.70m</i>	<i>44-11%</i>	
56	Harrison ESCOFFERY	SR	14.03mw	46-½ (3.0)	4/27
60	Earnest DANIEL	FR	14.00m	45-11¾ (-1.9)	3/30
73	Francis RICHARD	FR	13.89mw	45-7 (2.4)	5/5
250	John OWENS	FR	12.86m	42-2¾ (0.0)	4/20
<b>9</b>	<b>Utica</b>		<b>54.66m</b>	<b>179-4</b>	
LW: --			<i>average 13.67m</i>	<i>44-10</i>	
13	Ka'Sean WATLINGTON	SO	14.69m	48-2½ (1.1)	5/4
81	Justin BRISTER	JR	13.78m	45-2½ (0.3)	5/4
183	Sean MURPHY	SO	13.10m	42-11¾ (0.5)	5/4
187	Kalif WALLACE	SO	13.09m	42-11¾ (1.5)	4/21
<b>10</b>	<b>Brockport</b>		<b>54.39m</b>	<b>178-5</b>	
LW: --			<i>average 13.60m</i>	<i>44-7%</i>	
43	Taj SHAW	SO	14.16mw	46-5½ (2.2)	4/21
123	Johnny ZHANG	JR	13.53mw	44-4¾ (2.7)	4/21
145	Marquise RIDDICK	SR	13.37m	43-10½ (0.0)	4/24
148	Damian FENDER	SR	13.33mw	43-9 (2.9)	5/4
<b>11</b>	<b>Albion</b>		<b>54.22m</b>	<b>177-10</b>	
LW: --			<i>average 13.56m</i>	<i>44-5%</i>	
15	Jephte JEAN CLAUDE	JR	14.64m	48-½ (1.8)	4/13
76	Richard ANNORAT	JR	13.85m	45-5¾ (0.0)	4/20
245	Trevor KNOWLES	FR	12.87m	42-2¾ (0.0)	4/20
250	Marcus FREEMAN	FR	12.86m	42-2¾ (0.0)	4/20
<b>12</b>	<b>RPI</b>		<b>53.97m</b>	<b>177-1</b>	
LW: --			<i>average 13.49m</i>	<i>44-3%</i>	
5	Matt VITAGLIANO	SR	14.94mw	49-¾ (2.9)	5/4
103	Luca SCHEUER	SR	13.64mw	44-9 (2.8)	5/4
200	Joseph OSAHANI	JR	13.03mw	42-9 (3.0)	5/4
--	Orry NIHANGAME	SO	12.36mw	40-6¾ (3.4)	5/4
<b>13</b>	<b>Rose-Hulman</b>		<b>53.95m</b>	<b>177-0</b>	
LW: --			<i>average 13.49m</i>	<i>44-3</i>	
9	Trey SYKES	JR	14.81m	48-7¾ (0.6)	5/4
172	Josh HENNIG	SR	13.15m	43-1¾ (0.0)	4/27
181	David GONCHAROV	FR	13.13mw	43-1 (2.3)	4/7
250	Aaron STARLIN	SR	12.86m	42-2¾ (0.0)	4/14
<b>14</b>	<b>Carnegie Mellon</b>		<b>53.95m</b>	<b>177-0</b>	
LW: --			<i>average 13.49m</i>	<i>44-3</i>	
54	Frederick DAUPHIN	SO	14.04m	46-¾ (0.7)	4/14
97	Eloy FERNANDEZ	SR	13.68m	44-10¾ (-1.1)	4/14
172	Matthew SLOAN	FR	13.15m	43-1¾ (-0.9)	4/14
191	Reed FARBER	JR	13.08mw	42-11 (3.5)	4/19
<b>15</b>	<b>Redlands</b>		<b>53.94m</b>	<b>176-11</b>	
LW: --			<i>average 13.49m</i>	<i>44-3</i>	
19	Wyatt PANNABECKER	SR	14.57m	47-9¾ (1.7)	4/27
34	Mykel CAMPOS	SO	14.28mw	46-10¾ (3.3)	4/27
200	Andrew CLARK	FR	13.03m	42-9 (0.6)	4/14
--	Mason FERRER	FR	12.06m	39-7 (2.0)	3/31
<b>16</b>	<b>Tufts</b>		<b>53.90m</b>	<b>176-10</b>	
LW: --			<i>average 13.48m</i>	<i>44-2%</i>	
39	Michael MECHA	FR	14.19m	46-6¾ (1.9)	5/3
133	Linus GORDON	SR	13.48m	44-2¾ (0.5)	4/21
151	James GREGOIRE	JR	13.30m	43-7¾ (-0.3)	5/11
224	Daeseob LIM	FR	12.93m	42-5¾ (1.5)	4/14



## 2018 Outdoor Track &amp; Field, Week #7

## Men's Shot Put

<b>1</b>	<b>Dubuque</b>	<b>64.84m</b>	<b>212-8</b>			<b>9</b>	<b>Brockport</b>	<b>59.68m</b>	<b>195-9</b>		
LW: --		average 16.21m		53-2½		LW: --		average 14.92m		48-11½	
2	Blaze MURFIN	JR	17.30m	56-9%	5/10	25	Tony DEYOUNG	SO	15.84m	51-11½	5/4
8	Ron BROWN	JR	16.48m	54-1	4/27	68	Gunner RAPONE	JR	15.10m	49-6½	4/26
32	Josh MATHIS	SO	15.64m	51-3%	5/10	90	Christian JOHNSON	SO	14.70m	48-2%	4/14
49	Jackson HARKNESS	FR	15.42m	50-7%	5/10	149	Matt FAULISE	SO	14.04m	46-¾	4/24
<b>2</b>	<b>Augustana (Ill.)</b>	<b>63.29m</b>	<b>207-7</b>			<b>10</b>	<b>UW-Stevens Point</b>	<b>59.63m</b>	<b>195-7</b>		
LW: --		average 15.82m		51-11		LW: --		average 14.91m		48-11	
3	Ethan EHLERS	SR	17.03m	55-10%	3/29	46	Brent REIERSON	SR	15.48m	50-9½	5/4
12	Kevin BARBIAN	SR	16.41m	53-10%	5/4	72	Dylan DELANEY	SO	15.00m	49-2½	5/4
19	Keith Jr. KING	SR	16.03m	52-7%	4/28	92	Blake ORR	FR	14.68m	48-2	5/4
183	Cody WHEELER	JR	13.82m	45-4%	5/4	109	Logan GARSKI	SO	14.47m	47-5¾	5/4
<b>3</b>	<b>Hamline</b>	<b>62.84m</b>	<b>206-2</b>			<b>11</b>	<b>UW-La Crosse</b>	<b>59.42m</b>	<b>194-11</b>		
LW: --		average 15.71m		51-6½		LW: --		average 14.86m		48-9	
9	Eric DOLS	JR	16.46m	54-0	5/11	7	Daniel GRAF	SO	16.60m	54-5½	5/4
14	Travis JACOBSON	SR	16.27m	53-4%	5/4	71	Kyle PULVERMACHER	SO	15.01m	49-3	5/4
59	Mitchell MADAY	JR	15.33m	50-3%	5/4	84	Nick SWOGER	FR	14.78m	48-6	4/21
84	Dylan LARSON	SO	14.78m	48-6	5/11	--	Nathan BERG	SR	13.03m	42-9	4/28
<b>4</b>	<b>UW-Stout</b>	<b>62.03m</b>	<b>203-6</b>			<b>12</b>	<b>Utica</b>	<b>58.45m</b>	<b>191-9</b>		
LW: --		average 15.51m		50-10½		LW: --		average 14.61m		47-11½	
4	Sam ELSNER	SR	16.95m	55-7%	3/16	17	Keanu HEEDRAM	SO	16.06m	52-8½	5/10
26	Kevin RUECHEL	FR	15.82m	51-11	5/13	81	Tyler MOSHER	SO	14.80m	48-6¾	5/10
75	Anton PROKSCH	SR	14.95m	49-¾	3/16	186	Zack LEADER	FR	13.80m	45-3½	4/14
125	Alec BENZINGER	FR	14.31m	46-11½	4/21	188	Thomas EDIC	SR	13.79m	45-3	5/4
<b>5</b>	<b>Mount Union</b>	<b>61.44m</b>	<b>201-7</b>			<b>13</b>	<b>Nebraska Wesleyan</b>	<b>57.92m</b>	<b>190-0</b>		
LW: --		average 15.36m		50-4¾		LW: --		average 14.48m		47-6¾	
13	Sean SHERMAN	SO	16.36m	53-8%	5/11	54	Georg NIIT	SR	15.38m	50-5½	5/10
61	Seth CALHOUN	SO	15.22m	49-11%	4/13	106	Seth LINDGREN	SR	14.49m	47-6½	4/21
72	Connor BROGAN	SO	15.00m	49-2%	4/27	144	Travis HARTWIG	JR	14.08m	46-2½	5/5
79	Austin AIKINS	SO	14.86m	48-9	4/27	161	Sam LINDGREN	FR	13.97m	45-10	4/26
<b>6</b>	<b>UW-Eau Claire</b>	<b>60.93m</b>	<b>199-11</b>			<b>14</b>	<b>Monmouth (Ill.)</b>	<b>57.82m</b>	<b>189-8</b>		
LW: --		average 15.23m		49-11¾		LW: --		average 14.46m		47-5¾	
1	David KORNACK	JR	18.14m	59-6%	4/12	70	John HINTZ	JR	15.03m	49-3¾	5/5
78	Brad STOLL	SR	14.87m	48-9%	4/28	81	Joe KRALL	SO	14.80m	48-6¾	5/11
118	Chris ANDERSON	FR	14.39m	47-2%	5/4	147	Ben STILLWELL	SR	14.06m	46-1½	5/5
227	Thomas JENSEN	SO	13.53m	44-4%	3/23	168	Drew THAXTON	FR	13.93m	45-8½	4/27
<b>7</b>	<b>UW-Whitewater</b>	<b>60.87m</b>	<b>199-8</b>			<b>15</b>	<b>Buena Vista</b>	<b>57.24m</b>	<b>187-9</b>		
LW: --		average 15.22m		49-11¾		LW: --		average 14.31m		46-11½	
23	Julio PEREZ	SO	15.98m	52-5%	5/4	39	Chase BONNER	JR	15.52m	50-11	4/20
53	Landon ZIMMERMAN	SO	15.39m	50-6	5/4	52	Drew BEALL	JR	15.41m	50-6%	5/10
66	Jason D'AMICO	SR	15.12m	49-7%	4/20	231	Garrett ROHLK	SR	13.51m	44-4	4/27
119	Keegan RICHARDS	SO	14.38m	47-2%	4/28	--	Erik KILLGORE	FR	12.80m	42-0	5/10
<b>8</b>	<b>Rose-Hulman</b>	<b>60.41m</b>	<b>198-2</b>			<b>16</b>	<b>Christopher Newport</b>	<b>57.06m</b>	<b>187-2</b>		
LW: --		average 15.10m		49-6¾		LW: --		average 14.27m		46-9¾	
19	Josh HIMES	SR	16.03m	52-7%	4/14	29	Brendon BURROWS	SR	15.75m	51-8¾	4/5
69	Eric FIACABLE	JR	15.07m	49-5%	4/27	81	Legend HAYES	SR	14.80m	48-6¾	3/31
92	Nathan SCHRADER	SO	14.68m	48-2	4/27	154	Carlos BAZAN ALFARO	JR	14.02m	46-0	3/31
97	Jacob SPARKS	SO	14.63m	48-0	4/14	--	Samuel JOHNSON	FR	12.49m	40-11¾	4/20



## 2018 Outdoor Track &amp; Field, Week #7

## Men's Discus

<b>1</b>	<b>UW-Stout</b>	<b>198.97</b>	<b>652-9</b>
LW: --		average 49.74m	163-2
2	Sam ELSNER SR	55.36m	181-7 4/28
9	Kevin RUECHEL FR	50.91m	167-0 5/4
38	Anton PROKSCH SR	47.82m	156-10 3/16
99	Alec BENZINGER FR	44.88m	147-3 4/24

<b>2</b>	<b>UW-Whitewater</b>	<b>186.72</b>	<b>612-7</b>
LW: --		average 46.68m	153-1
18	Jason D'AMICO SR	49.42m	162-1 5/4
72	Keegan RICHARDS SO	46.03m	151-0 5/4
82	Landon ZIMMERMAN SO	45.64m	149-9 4/20
83	Julio PEREZ SO	45.63m	149-8 5/4

<b>3</b>	<b>UW-La Crosse</b>	<b>186.24</b>	<b>611-0</b>
LW: --		average 46.56m	152-9
24	Kyle PULVERMACHER SO	48.87m	160-4 5/4
63	Andrew JARRETT SO	46.56m	152-9 4/24
77	Michael LAMPMAN FR	45.78m	150-2 4/24
97	Christian MORZINSKI JR	45.03m	147-9 4/24

<b>4</b>	<b>UW-Platteville</b>	<b>186.15</b>	<b>610-8</b>
LW: --		average 46.54m	152-8
20	Alexander WALECHKA SO	49.32m	161-9 5/4
46	Cole EASTLICK SO	47.35m	155-4 4/20
98	Branden DREWS FR	44.95m	147-5 4/20
109	Ty OSTER FR	44.53m	146-1 4/20

<b>5</b>	<b>Dubuque</b>	<b>185.36</b>	<b>608-1</b>
LW: --		average 46.34m	152-0
12	Blaze MURFIN JR	50.20m	164-8 4/21
65	Jackson HARKNESS FR	46.43m	152-4 4/21
67	Ron BROWN JR	46.22m	151-7 4/27
167	Aidan CARR SO	42.51m	139-5 4/21

<b>6</b>	<b>Rose-Hulman</b>	<b>184.64</b>	<b>605-9</b>
LW: --		average 46.16m	151-5
17	Josh HIMES SR	49.78m	163-4 5/4
48	Eric FIACABLE JR	47.34m	155-3 4/27
105	Jonah YATES FR	44.59m	146-3 5/4
153	Nathan SCHRADER SO	42.93m	140-10 4/27

<b>7</b>	<b>Augustana (Ill.)</b>	<b>184.39</b>	<b>604-11</b>
LW: --		average 46.10m	151-3
15	Kevin BARIAN SR	49.85m	163-6 4/20
49	Ethan EHLERS SR	47.30m	155-2 3/29
79	Nick STEICHMANN SR	45.73m	150-0 4/20
212	Keith Jr. KING SR	41.51m	136-2 5/4

<b>8</b>	<b>Christopher Newport</b>	<b>183.28</b>	<b>601-3</b>
LW: --		average 45.82m	150-4
4	Legend HAYES SR	53.42m	175-3 4/20
7	Brendon BURROWS SR	51.90m	170-3 4/20
--	Carlos BAZAN ALFARO JR	40.40m	132-6 4/14
--	AJ PALMER FR	37.56m	123-2 5/4

<b>9</b>	<b>UW-Stevens Point</b>	<b>180.78</b>	<b>593-1</b>
LW: --		average 45.20m	148-3
23	Brent REIERSON SR	48.94m	160-6 4/7
88	Kyle NOWAK SR	45.49m	149-3 4/20
144	Blake ORR FR	43.22m	141-9 5/4
147	Dylan DELANEY SO	43.13m	141-6 4/20

<b>10</b>	<b>Mount Union</b>	<b>180.77</b>	<b>593-1</b>
LW: --		average 45.19m	148-3
28	Lucas COOPER SO	48.45m	158-11 5/11
96	Connor BROGAN SO	45.04m	147-9 3/30
106	Austin AIKINS SO	44.58m	146-3 4/13
159	Seth CALHOUN SO	42.70m	140-1 4/13

<b>11</b>	<b>Nebraska Wesleyan</b>	<b>179.41</b>	<b>588-7</b>
LW: --		average 44.85m	147-2
57	Georg NIIT SR	46.88m	153-9 5/10
73	Charles GOODMAN JR	45.99m	150-10 4/13
103	Jared POHLMANN SO	44.61m	146-4 5/10
197	Seth LINDGREN SR	41.93m	137-6 4/26

<b>12</b>	<b>Bates</b>	<b>177.44</b>	<b>582-2</b>
LW: --		average 44.36m	145-6
6	Adedire FAKOREDE SR	52.34m	171-8 5/3
89	Thomas ENDEAN SR	45.43m	149-0 5/3
--	John REX FR	39.85m	130-9 4/14
--	Tyler HARRINGTON JR	39.82m	130-7 4/13

<b>13</b>	<b>Central (Iowa)</b>	<b>176.79</b>	<b>580-0</b>
LW: --		average 44.20m	145-0
28	Nathan FITZGERALD SO	48.45m	158-11 4/5
53	Ryan KRUSE SR	47.00m	154-2 5/10
149	Patrick NOREM JR	43.11m	141-5 4/5
--	Michael FIRKINS JR	38.23m	125-5 3/29

<b>14</b>	<b>Hamline</b>	<b>176.72</b>	<b>579-9</b>
LW: --		average 44.18m	144-11
32	Mitchell MADAY JR	48.13m	157-11 4/26
69	Travis JACOBSON SR	46.16m	151-5 4/26
94	Joe MARTIN FR	45.17m	148-2 4/21
--	Ernest ROBINSON FR	37.26m	122-3 4/26

<b>15</b>	<b>Worcester State</b>	<b>176.17</b>	<b>578-0</b>
LW: --		average 44.04m	144-6
26	Marcus VIEIRA JR	48.74m	159-11 3/31
113	Elmer ACUNA SO	44.25m	145-2 5/3
174	Jacob ROUMANOS SR	42.38m	139-0 4/21
238	Anthony CHRISTO JR	40.80m	133-10 4/14

<b>16</b>	<b>McDaniel</b>	<b>175.60</b>	<b>576-1</b>
LW: --		average 43.90m	144-0
70	Billy EMERSON JR	46.05m	151-1 4/20
84	Ian ARMSTRONG SR	45.60m	149-7 4/29
114	Taylor WAGNER SO	44.22m	145-1 5/4
--	JR YANKOWSKI SO	39.73m	130-4 4/28



## 2018 Outdoor Track &amp; Field, Week #7

## Men's Hammer

<b>1</b>	<b>UW-La Crosse</b>	<b>224.04</b>	<b>735-0</b>		
LW: --		average 56.01m	183-9		
6	Andrew JARRETT	SO	59.75m	196-0	5/4
19	Christian MORZINSKI	JR	55.77m	182-11	4/12
31	Nathan BERG	SR	54.52m	178-10	5/4
37	Justin DONKIN	SO	54.00m	177-2	5/4
<b>2</b>	<b>Hamline</b>	<b>217.49</b>	<b>713-6</b>		
LW: --		average 54.37m	178-4		
3	Eric DOLS	JR	60.99m	200-1	4/21
26	Mitchell MADAY	JR	55.11m	180-9	5/4
48	Ray CULP	SR	53.02m	173-11	5/11
112	Dylan LARSON	SO	48.37m	158-8	5/4
<b>3</b>	<b>Dubuque</b>	<b>212.66</b>	<b>697-8</b>		
LW: --		average 53.17m	174-5		
11	Blaze MURFIN	JR	57.65m	189-1	5/10
29	Ron BROWN	JR	54.66m	179-4	5/10
61	John GREGORY	JR	52.13m	171-0	5/4
115	Scott TAYLOR	SR	48.22m	158-2	4/27
<b>4</b>	<b>Buena Vista</b>	<b>208.11</b>	<b>682-9</b>		
LW: --		average 52.03m	170-8		
51	Garrett ROHLK	SR	52.83m	173-4	4/27
53	Chase BONNER	JR	52.71m	172-11	5/10
67	Shelmund MERCALINA	JR	51.31m	168-4	4/20
69	Drew BEALL	JR	51.26m	168-2	5/10
<b>5</b>	<b>UW-Stevens Point</b>	<b>205.69</b>	<b>674-10</b>		
LW: --		average 51.42m	168-8		
22	Brent REIERSON	SR	55.48m	182-0	5/13
63	Logan GARSKI	SO	51.61m	169-4	5/13
87	Caleb RHEINSCHMIDT	JR	49.66m	162-11	5/4
99	Dylan DELANEY	SO	48.94m	160-6	5/4
<b>6</b>	<b>Monmouth (Ill.)</b>	<b>203.99</b>	<b>669-3</b>		
LW: --		average 51.00m	167-3		
21	John HINTZ	JR	55.53m	182-2	5/11
33	Joe KRALL	SO	54.25m	178-0	5/11
142	Drew THAXTON	FR	47.30m	155-2	4/27
153	Ben STILLWELL	SR	46.91m	153-11	5/5
<b>7</b>	<b>UW-Stout</b>	<b>201.26</b>	<b>660-3</b>		
LW: --		average 50.32m	165-1		
2	Sam ELSNER	SR	61.43m	201-6	5/4
57	Anton PROKSCH	SR	52.27m	171-6	4/21
147	Duncan MAGERL	SR	47.09m	154-6	5/4
--	Kevin RUECHEL	FR	40.47m	132-9	4/12
<b>8</b>	<b>Bates</b>	<b>201.04</b>	<b>659-7</b>		
LW: --		average 50.26m	164-10		
16	Adedire FAKOREDE	SR	56.27m	184-7	4/21
54	John REX	FR	52.65m	172-9	5/11
96	Zack CAMPBELL	JR	49.22m	161-5	4/21
--	Tyler HARRINGTON	JR	42.90m	140-9	4/21
<b>9</b>	<b>St. Thomas (Minn.)</b>	<b>199.23</b>	<b>653-7</b>		
LW: --		average 49.81m	163-5		
5	Eric HOLST	JR	60.29m	197-9	5/5
43	Austin JOCHUM	SR	53.23m	174-7	5/11
--	David DANHAUER	JR	42.94m	140-10	4/21
--	Gage O'BRIEN	SO	42.77m	140-4	5/11
<b>10</b>	<b>Nebraska Wesleyan</b>	<b>197.42</b>	<b>647-8</b>		
LW: --		average 49.36m	161-11		
10	Georg NIIT	SR	58.13m	190-8	5/10
118	Seth LINDGREN	SR	48.14m	157-11	4/26
176	Sam LINDGREN	FR	46.08m	151-2	5/10
204	Charles GOODMAN	JR	45.07m	147-10	5/10
<b>11</b>	<b>Rhode Island College</b>	<b>196.28</b>	<b>643-11</b>		
LW: --		average 49.07m	161-0		
50	Shamar SPRUILL	JR	52.84m	173-4	4/28
68	Jake BRIERLY	JR	51.30m	168-3	5/3
159	Seth LARBI	SR	46.61m	152-11	3/31
187	Joseph PALAZZO	SO	45.53m	149-4	4/28
<b>12</b>	<b>Loras</b>	<b>193.96</b>	<b>636-4</b>		
LW: --		average 48.49m	159-1		
33	Jake BERG	JR	54.25m	178-0	5/4
86	Garrett HAMMOND	JR	49.73m	163-2	5/4
139	John MESKIMEN	JR	47.41m	155-6	4/20
--	Nic YOUNG	JR	42.57m	139-8	3/28
<b>13</b>	<b>Brockport</b>	<b>193.72</b>	<b>635-6</b>		
LW: --		average 48.43m	158-10		
71	John FLEMING	SO	50.83m	166-9	4/21
89	Gunner RAPONE	JR	49.49m	162-4	5/4
121	Christian JOHNSON	SO	47.99m	157-5	5/11
196	Matt FAULISE	SO	45.41m	148-11	4/24
<b>14</b>	<b>Defiance</b>	<b>193.26</b>	<b>634-0</b>		
LW: --		average 48.32m	158-6		
35	Joshua PETRO	SR	54.19m	177-9	4/27
92	Javier CASTILLO	JR	49.39m	162-0	4/27
126	Andrew FAHLER	JR	47.91m	157-2	4/27
--	James BARANOSKI JR	JR	41.77m	137-0	3/30
<b>15</b>	<b>Coe</b>	<b>190.14</b>	<b>623-10</b>		
LW: --		average 47.54m	155-11		
44	Robbie PETERS	SR	53.22m	174-7	5/10
101	Jacob HAYES	SR	48.92m	160-6	5/4
145	Lotu AHOMANA	JR	47.20m	154-10	5/10
--	Josh SEYMOUR	SO	40.80m	133-10	5/4
<b>16</b>	<b>Rose-Hulman</b>	<b>188.64</b>	<b>618-10</b>		
LW: --		average 47.16m	154-8		
15	Eric FIACABLE	JR	56.93m	186-9	5/11
223	Josh HIMES	SR	44.39m	145-7	3/17
239	Jacob SPARKS	SO	43.78m	143-7	4/20
248	David WALBRING	JR	43.54m	142-10	4/20





## 2018 Outdoor Track &amp; Field, Week #7

## Men's Javelin

<b>1</b>	<b>UMass Dartmouth</b>	<b>248.66</b>	<b>815-9</b>		
LW: --		average 62.17m	203-11		
5	Steve TENCATI	JR	66.49m	218-1	5/3
6	Jordan ENTWISTLE	SO	66.34m	217-8	3/31
25	John KLECZKOWSKI	SR	58.82m	192-11	5/3
45	Mike VOLKMANN	FR	57.01m	187-0	5/3
<b>2</b>	<b>George Fox</b>	<b>230.40</b>	<b>755-11</b>		
LW: --		average 57.60m	188-11		
1	Seth NONNENMACHER	SR	71.48m	234-6	4/20
42	Alex CANCHOLA	SR	57.14m	187-5	3/31
89	Jose IGNACIO	FR	53.17m	174-5	4/20
232	Berkley HILL	FR	48.61m	159-5	5/11
<b>3</b>	<b>Mount Union</b>	<b>225.65</b>	<b>740-4</b>		
LW: --		average 56.41m	185-1		
4	Jaquill SCOTT	SR	67.27m	220-8	4/27
50	Bryce BISKUP	SO	56.78m	186-3	4/27
121	Garrett DANIELLO	FR	52.08m	170-10	4/27
205	Jeremiah GYULAI	FR	49.52m	162-5	4/27
<b>4</b>	<b>Bridgewater State</b>	<b>219.02</b>	<b>718-7</b>		
LW: --		average 54.76m	179-7		
31	Joshua MOORE	FR	58.42m	191-8	5/11
68	Ryan BAIN	SO	54.90m	180-1	4/14
88	Brandon HOULE	JR	53.23m	174-7	5/3
107	John CHRETIEN	FR	52.47m	172-1	4/14
<b>5</b>	<b>Stockton</b>	<b>218.82</b>	<b>717-11</b>		
LW: --		average 54.71m	179-5		
11	Steven JERNEE	FR	62.67m	205-7	4/20
59	Ryan SZELC	SR	55.79m	183-0	5/5
160	Mark MITCHELL	JR	50.82m	166-8	4/6
204	Jordan AUGHENBAUGH	SR	49.54m	162-6	4/20
<b>6</b>	<b>Springfield (Mass.)</b>	<b>217.19</b>	<b>712-6</b>		
LW: --		average 54.30m	178-1		
8	Whitton DEVAUX	SR	63.41m	208-0	4/28
47	Thomas CALLIS	SO	56.98m	186-11	4/7
49	Matthew BLANCHETTE	SR	56.80m	186-4	4/7
--	Jonathan WEAVER	SR	40.00m	131-3	4/21
<b>7</b>	<b>Stevens</b>	<b>214.26</b>	<b>702-11</b>		
LW: --		average 53.57m	175-9		
56	Tanner LYONS	SR	56.20m	184-4	3/31
61	Dalton NEWMAN	SO	55.34m	181-6	4/14
136	Ryan LOCKE	SO	51.37m	168-6	4/6
138	Parker DIMOCK	JR	51.35m	168-5	5/4
<b>8</b>	<b>Whitworth</b>	<b>212.73</b>	<b>697-11</b>		
LW: --		average 53.18m	174-5		
2	Andrew BLOOM	SR	69.92m	229-4	4/20
24	Nicholas MCGILL	SO	59.11m	193-11	4/20
--	Al-Amin YUSUF	SO	43.10m	141-5	5/9
--	Joseph TINGSTAD	FR	40.60m	133-2	3/17
<b>9</b>	<b>Central (Iowa)</b>	<b>212.16</b>	<b>696-0</b>		
LW: --		average 53.04m	174-0		
16	Ryan KRUSE	SR	61.23m	200-10	3/29
154	Michael FIRKINS	JR	50.96m	167-2	5/10
162	Will DANIELS	SO	50.79m	166-7	4/18
215	Nathan FITZGERALD	SO	49.18m	161-4	5/10
<b>10</b>	<b>Montclair State</b>	<b>211.66</b>	<b>694-5</b>		
LW: --		average 52.92m	173-7		
14	Rob MELILLO	JR	61.59m	202-1	3/31
60	Troy PERESSINI	FR	55.78m	183-0	5/5
103	Damien VALENTINE	FR	52.58m	172-6	3/31
--	Jameer HOWARD-SCOTT	SO	41.71m	136-10	4/21
<b>11</b>	<b>RPI</b>	<b>210.96</b>	<b>692-1</b>		
LW: --		average 52.74m	173-0		
44	Joe GRELLA	SR	57.08m	187-3	4/19
131	Frank DITOMMASO	FR	51.61m	169-4	5/4
138	Joseph VETERE	JR	51.35m	168-5	5/4
156	Eddie MAXWELL	JR	50.92m	167-0	4/19
<b>12</b>	<b>Ursinus</b>	<b>209.01</b>	<b>685-8</b>		
LW: --		average 52.25m	171-5		
87	Connor LENT	SR	53.26m	174-9	5/4
99	Mike FELIX	FR	52.73m	173-0	3/31
122	Riley GROURKE	FR	52.06m	170-9	5/4
154	Austin BITTENBENDER	SO	50.96m	167-2	3/31
<b>13</b>	<b>Concordia Moorhead</b>	<b>207.86</b>	<b>681-11</b>		
LW: --		average 51.97m	170-6		
37	Patrick GRIFFIN	FR	57.55m	188-9	4/28
152	Tyrell SETNESS	FR	51.02m	167-4	4/25
171	Matt BYE	SO	50.53m	165-9	5/11
227	Will BERNING	SO	48.76m	159-11	5/11
<b>14</b>	<b>Birmingham-Southern</b>	<b>205.76</b>	<b>675-0</b>		
LW: --		average 51.44m	168-9		
13	Luke BALLARD	FR	62.47m	204-11	4/20
53	CJ LECROY	FR	56.44m	185-2	4/20
220	Connor JARECKI	SR	49.05m	160-11	4/20
--	Kameren MORGAN	JR	37.80m	124-0	4/20
<b>15</b>	<b>Carleton</b>	<b>205.44</b>	<b>674-0</b>		
LW: --		average 51.36m	168-6		
77	Jack BUCKNER	SR	54.02m	177-2	5/11
148	Christian ZAYTOUN	JR	51.11m	167-8	5/2
150	Peter HAGSTROM	SO	51.05m	167-6	5/11
213	Mack JOURNELL	SO	49.26m	161-7	4/28
<b>16</b>	<b>Rowan</b>	<b>205.25</b>	<b>673-4</b>		
LW: --		average 51.31m	168-4		
29	Dan MCALEAVEY	FR	58.64m	192-4	5/5
109	Anthony SOZZI	JR	52.39m	171-10	4/27
183	Cameron DALEY	JR	50.12m	164-5	4/27
--	Cameron MCIVER	SO	44.10m	144-8	4/6



**2018 Outdoor Track & Field, Week #7****Men's Decathlon**

<b>1</b>	<b>George Fox</b>	<b>24,220</b>
LW: --		<i>average 6,055</i>
2	Alex CANCHOLA SR	6,752 3/22
29	Jon PROCTOR SR	5,977 4/9
35	Thomas HUGHES JR	5,835 3/22
49	Berkley HILL FR	5,656 3/22
<b>2</b>	<b>St. Thomas (Minn.)</b>	<b>22,857</b>
LW: --		<i>average 5,714</i>
9	Preston HUDDLESTON SR	6,446 5/3
59	Evan TEYNOR FR	5,547 5/3
68	Jordan JOHNSON SO	5,452 4/21
71	Tyler ADLER FR	5,412 5/3
<b>3</b>	<b>SUNY Cortland</b>	<b>22,778</b>
LW: --		<i>average 5,695</i>
24	Zachary KASHMER SO	6,128 4/12
39	Isaiah BROOKS FR	5,783 5/4
65	Kellen MARTIN FR	5,483 5/4
75	Easton REAGAN FR	5,384 4/21
<b>4</b>	<b>UW-Eau Claire</b>	<b>22,740</b>
LW: --		<i>average 5,685</i>
10	Michael AMERLAN SR	6,396 5/4
48	Jed LORENZ FR	5,665 5/4
56	Jordan LACEY FR	5,568 5/4
99	Tyler BOUCHARD JR	5,111 5/4
<b>5</b>	<b>Wartburg</b>	<b>20,219</b>
LW: --		<i>average 5,055</i>
54	Ben CUVELIER SR	5,595 4/25
57	Riley BARRETT FR	5,563 5/10
126	Mychael HOLLIDAY FR	4,807 5/10
154	Alexies ESCOTTO SR	4,254 5/10
<b>6</b>	<b>Luther</b>	<b>18,644</b>
LW: --		<i>average 4,661</i>
68	Elijah KANE SR	5,452 5/10
135	Jackson HENDRICKS SR	4,688 4/20
148	Robert SMEDSRUD SO	4,406 4/20
157	Eric SMEDSRUD FR	4,098 4/20
<b>7</b>	<b>Alfred State (N.Y.)</b>	<b>18,609</b>
LW: --		<i>average 4,652</i>
123	Tim BERRY SR	4,834 4/26
132	Alex BROWN SR	4,743 4/21
136	Joe RICHARDSON SR	4,654 4/26
151	Andrew RUEBENSTAHL SO	4,378 4/26



## 2018 Outdoor Track &amp; Field, Week #7

## Women's 100 Meters

<b>1</b>	<b>George Fox</b>	<b>49.01</b>
LW: --		average 12.25
8	Sara TURNER FR	12.00w (2.2) 4/27
16	Kennedy TAUBE FR	12.11w (2.2) 4/27
46	Sarah KING JR	12.28 (0.8) 3/31
164	Lis LARSEN JR	12.62 (0.0) 4/20

<b>2</b>	<b>Claremont-Mudd-Scrip</b>	<b>49.06</b>
LW: --		average 12.27
2	Tyra ABRAHAM SR	11.59w (3.0) 4/27
5	Nirel JONESMITCHELL SO	11.86w (3.0) 4/27
118	Danielle HONAN FR	12.55w (2.3) 3/16
--	Grace PRATT FR	13.06 (1.5) 5/5

<b>3</b>	<b>Rowan</b>	<b>49.44</b>
LW: --		average 12.36
12	Aaniyah ROBINSON SO	12.06 (0.7) 5/5
63	s MCLEOD-WHITENER FR	12.39 (0.7) 5/5
68	Darielle CROSS SO	12.40 (0.7) 5/5
143	Aspen MCMILLAN JR	12.59w (2.6) 3/15

<b>4</b>	<b>UMass Boston</b>	<b>49.60</b>
LW: --		average 12.40
1	Wadeline JONATHAS SO	11.41w (3.7) 5/3
114	Taylor DRIGGERS SR	12.54w (2.2) 4/21
230	Abigail JEAN-BAPTISTE FR	12.76w (2.3) 5/3
--	Lexy BEAN SR	12.89 (0.6) 4/7

<b>5</b>	<b>Mount Union</b>	<b>49.80</b>
LW: --		average 12.45
19	Rachael ADAMS SO	12.12 (1.0) 4/13
74	Daijana JOHNSON SO	12.44 (-0.1) 4/27
95	Katie GOEDECKE SR	12.48 (0.5) 4/21
230	Steph DONLEY SR	12.76 (0.0) 4/21

<b>6</b>	<b>Brockport</b>	<b>49.82</b>
LW: --		average 12.46
24	Taryn PRUTSMAN SR	12.16 (1.6) 5/4
110	Molly SCARPELLO SO	12.53w (2.1) 4/21
114	Cynthia JOHN-OGAM JR	12.54w (2.4) 4/28
143	Satin HOLMES SO	12.59 (2.0) 5/4

<b>7</b>	<b>UW-Stout</b>	<b>49.86</b>
LW: --		average 12.47
33	Tyesia MCFADDEN JR	12.22 (1.3) 5/4
37	Kaitlin MALLEK JR	12.24w (2.2) 5/4
193	Davia CLARKE FR	12.67 (1.6) 5/13
216	Emma BULLARD SO	12.73 (1.9) 5/13

<b>8</b>	<b>UW-La Crosse</b>	<b>49.93</b>
LW: --		average 12.48
37	Savannah RYGIIEWICZ FR	12.24 (1.5) 5/13
61	Brittany JAEGER SO	12.36 (1.9) 5/13
187	Sydney EMMERICH SO	12.66w (2.1) 4/24
193	Allison HAMPTON JR	12.67w (2.2) 5/4

<b>9</b>	<b>SUNY Geneseo</b>	<b>49.95</b>
LW: --		average 12.49
42	Camille WUTZ SR	12.25 (0.3) 5/10
105	Shayna HELD JR	12.52 (0.3) 5/10
143	Lauren BAMFORD SR	12.59w (3.5) 3/31
143	Hannah MADDEN JR	12.59 (1.8) 3/31

<b>10</b>	<b>Trinity (Texas)</b>	<b>50.08</b>
LW: --		average 12.52
13	Nkolika NWEKE SR	12.08w (4.0) 4/13
79	Elizabeth PETERS SR	12.45w (3.5) 4/13
182	Triniti LEMMONS FR	12.65w (2.9) 4/27
--	Britney SULLIVAN SR	12.90w (2.9) 4/27

<b>11</b>	<b>Wesley</b>	<b>50.11</b>
LW: --		average 12.53
55	Rakiya TAYLOR FR	12.33 (0.5) 5/4
61	Evelina SLOBOH SO	12.36 (-0.9) 4/14
79	Maysha FOSTER FR	12.45 (0.5) 5/4
--	Ashley MORRIS SR	12.97 (0.0) 4/14

<b>12</b>	<b>Birmingham-Southern</b>	<b>50.19</b>
LW: --		average 12.55
4	Karmin SHUTE SR	11.82 (0.8) 3/30
105	Tamrah TUCKER FR	12.52w (2.2) 3/16
--	Deja HULBERT JR	12.92 (2.0) 3/16
--	Taylor TROTMAN FR	12.93 (1.1) 4/20

<b>13</b>	<b>UW-Eau Claire</b>	<b>50.20</b>
LW: --		average 12.55
45	Kelsey WORACHEK SR	12.27 (1.5) 5/13
79	Ashleigh BUERGI SR	12.45 (1.3) 5/4
103	Amy CHEN FR	12.51w (3.9) 4/21
--	Katie HENSCHHELL FR	12.97w (3.2) 4/21

<b>14</b>	<b>Trinity (Conn.)</b>	<b>50.20</b>
LW: --		average 12.55
31	K MARLOW-BENEDICK SO	12.21w (3.7) 5/3
110	Morgan HALLOW JR	12.53w (3.9) 4/21
138	Emma BUCKLEY FR	12.58w (2.3) 5/3
--	Samantha MARCH FR	12.88w (3.9) 4/21

<b>15</b>	<b>Redlands</b>	<b>50.21</b>
LW: --		average 12.55
22	Chyenne KIMBLE SO	12.15 (1.8) 4/14
160	Hannah ALBRECHT FR	12.61w (2.3) 3/16
171	Sophie BROOKS SR	12.63 (1.8) 4/14
--	Andrea LYON FR	12.82w (2.8) 4/27

<b>16</b>	<b>Occidental</b>	<b>50.28</b>
LW: --		average 12.57
7	LaShauna PORTER SO	11.98w (3.0) 4/27
24	Emma YUDELEVITCH JR	12.16w (3.0) 4/27
--	Jada NEWKIRK FR	12.82 (-1.0) 3/31
--	Rachel COCKBURN JR	13.32w (2.8) 4/27



## 2018 Outdoor Track &amp; Field, Week #7

## Women's 200 Meters

<b>1</b>	<b>George Fox</b>	<b>1:39.52</b>
LW: --		average 24.88
7	Sarah KING JR	24.57 (0.7) 5/4
11	Kennedy TAUBE FR	24.71 (0.4) 5/11
25	Sara TURNER FR	24.95 (0.9) 4/20
58	Annie WRIGHT JR	25.29 (0.9) 4/20

<b>2</b>	<b>Nebraska Wesleyan</b>	<b>1:40.54</b>
LW: --		average 25.14
20	Elizabeth JONES JR	24.87 (0.0) 5/10
23	Aspen ROLFES FR	24.90w (2.6) 5/5
49	Anna FRAZIER JR	25.23 (0.0) 5/10
88	Kaylee JONES JR	25.54 (0.0) 5/10

<b>3</b>	<b>Occidental</b>	<b>1:41.23</b>
LW: --		average 25.31
10	LaShauna PORTER SO	24.68w (2.7) 4/27
18	Jada NEWKIRK FR	24.82w (2.7) 4/27
31	Emma YUDELEVITCH JR	25.10w (2.2) 4/27
--	Isabelle DUNNE SR	26.63 (1.0) 4/7

<b>4</b>	<b>Brockport</b>	<b>1:41.69</b>
LW: --		average 25.42
9	Taryn PRUTSMAN SR	24.67w (2.3) 5/4
29	Brianna LAWLESS FR	25.08w (2.3) 5/4
161	Cynthia JOHN-OGAM JR	25.92 (-0.6) 5/11
175	Molly SCARPELLO SO	26.02w (3.1) 5/4

<b>5</b>	<b>UMass Boston</b>	<b>1:41.74</b>
LW: --		average 25.44
1	Wadeline JONATHAS SO	23.29 (0.8) 3/16
128	Taylor DRIGGERS SR	25.73w (2.4) 5/3
196	Lexy BEAN SR	26.10 (1.0) 4/14
--	Olivia BURNES SO	26.62 (1.0) 4/21

<b>6</b>	<b>Claremont-Mudd-Scrip</b>	<b>1:42.06</b>
LW: --		average 25.52
3	Tyra ABRAHAM SR	24.32w (2.7) 4/27
14	Nirel JONESMITCHELL SO	24.74w (2.7) 4/27
--	Danielle HONAN FR	26.39 (0.0) 3/3
--	Grace PRATT FR	26.61 (1.2) 3/31

<b>7</b>	<b>Rowan</b>	<b>1:42.17</b>
LW: --		average 25.54
32	Aaniyah ROBINSON SO	25.12 (1.5) 5/5
40	myiah STURDIVANT FR	25.17 (1.5) 5/5
103	Darielle CROSS SO	25.63 (0.4) 3/30
241	Melina JOHNSON SO	26.25 (0.9) 4/13

<b>8</b>	<b>Augustana (Ill.)</b>	<b>1:42.55</b>
LW: --		average 25.64
6	Hannah WILLHITE SO	24.54 (1.0) 5/4
16	Katie EASTBURN SO	24.80 (0.0) 5/4
237	Amanda PETERSON FR	26.24 (-0.4) 5/4
--	Valeria MELO SR	26.97 (1.9) 3/29

<b>9</b>	<b>UW-Eau Claire</b>	<b>1:42.56</b>
LW: --		average 25.64
48	Sarah GLIDDEN SR	25.21 (1.1) 4/21
84	Ashleigh BUERGI SR	25.51 (0.4) 4/21
138	Kelsey WORACHEK SR	25.79w (2.5) 5/4
183	Megan WALLACE FR	26.05 (2.0) 5/13

<b>10</b>	<b>UW-Whitewater</b>	<b>1:42.63</b>
LW: --		average 25.66
4	Celeste MADDA JR	24.46w (3.5) 5/4
39	Abbie FELTON JR	25.16w (2.9) 4/28
237	Ashley TIJERINA SO	26.24w (2.8) 4/28
--	Enyo AMET JR	26.77w (2.9) 4/28

<b>11</b>	<b>Williams</b>	<b>1:42.79</b>
LW: --		average 25.70
36	Kennedy GREEN JR	25.15w (3.3) 4/28
62	Megan POWELL SO	25.31w (3.3) 4/28
149	Davis COLLISON FR	25.86 (1.1) 4/13
--	Caitlin UBL JR	26.47w (2.3) 5/11

<b>12</b>	<b>Mount Union</b>	<b>1:42.88</b>
LW: --		average 25.72
8	Rachael ADAMS SO	24.62 (0.2) 4/13
145	Katie GOEDECKE SR	25.83 (0.0) 4/13
214	Megan BAILEY FR	26.17 (0.0) 4/13
242	Steph DONLEY SR	26.26 (0.2) 4/27

<b>13</b>	<b>TCNJ</b>	<b>1:43.08</b>
LW: --		average 25.77
72	Danielle CELESTIN SR	25.37 (1.5) 5/5
86	Samantha GORMAN SO	25.53 (-0.7) 4/14
167	Jada GRISSON FR	25.95 (1.5) 5/5
233	Dana DELUCA FR	26.23 (0.3) 5/5

<b>14</b>	<b>Wheaton (Ill.)</b>	<b>1:43.08</b>
LW: --		average 25.77
32	Favor EZEWUZIE SO	25.12 (1.0) 5/4
131	Maggie DANSDILL SR	25.75 (-0.4) 5/4
193	Natasha BROWN JR	26.09 (-0.1) 5/4
204	Marissa HEATH SO	26.12w (2.6) 4/13

<b>15</b>	<b>Chicago</b>	<b>1:43.10</b>
LW: --		average 25.78
76	Nicole VACAGUZMAN JR	25.42w (2.5) 4/21
86	Alisha HARRIS SO	25.53w (2.5) 4/21
124	Mary MARTIN SO	25.72 (-0.1) 5/4
--	Olivia CATTAN SR	26.43 (-0.3) 5/4

<b>16</b>	<b>Wartburg</b>	<b>1:43.20</b>
LW: --		average 25.80
19	Taylor JONES JR	24.83 (0.0) 5/10
83	Betsy DUEHR SR	25.50w (2.9) 5/10
--	Amy BRANT SR	26.42w (2.1) 5/10
--	Jackie GANSHIRT FR	26.45 (1.6) 5/4



## 2018 Outdoor Track &amp; Field, Week #7

## Women's 400 Meters

<b>1</b>		<b>Nebraska Wesleyan</b>	<b>3:47.34</b>
LW: --		average 56.84	
3	Elizabeth JONES	JR 55.31	5/10
7	Kaylee JONES	JR 55.81	5/10
44	Anna FRAZIER	JR 57.66	5/10
84	Abigail ALLEN	FR 58.56	5/10

<b>2</b>		<b>UW-Whitewater</b>	<b>3:51.59</b>
LW: --		average 57.90	
12	Abbie FELTON	JR 56.22	5/4
34	Enyo AMET	JR 57.46	5/4
47	Ashley TIJERINA	SO 57.77	4/20
198	Megan HERING	SO 1:00.14	4/20

<b>3</b>		<b>Bethel (Minn.)</b>	<b>3:53.67</b>
LW: --		average 58.42	
10	Delia LABATT	SO 55.98	5/4
26	Hannah SANKEY	FR 56.84	5/11
27	AddieKay JOHNSON	JR 57.04	5/4
--	Lydia HERATH	JR 1:03.81	4/20

<b>4</b>		<b>SUNY Geneseo</b>	<b>3:53.82</b>
LW: --		average 58.46	
54	Lauren BAMFORD	SR 57.98	5/10
67	Erin MACDOUGALL	JR 58.20	4/21
91	Kayla BARBER	FR 58.68	5/4
109	Emily LAVARNWAY	FR 58.96	5/10

<b>5</b>		<b>Augustana (Ill.)</b>	<b>3:54.51</b>
LW: --		average 58.63	
9	Katie EASTBURN	SO 55.92	5/4
80	Sydney ZARAGOZA	SR 58.50	5/4
165	Madi GLATZ	SO 59.82	5/4
214	Valeria MELO	SR 1:00.27	4/20

<b>6</b>		<b>George Fox</b>	<b>3:54.74</b>
LW: --		average 58.69	
2	Sarah KING	JR 54.71	5/11
147	Macadia CALAVAN	SO 59.61	4/20
188	Kiana RASUBALA	SO 1:00.02	3/22
227	Katie JAMES	FR 1:00.40	4/14

<b>7</b>		<b>Wartburg</b>	<b>3:54.92</b>
LW: --		average 58.73	
33	Betsy DUEHR	SR 57.38	5/4
70	Taylor JONES	JR 58.28	5/4
117	Belle TYNISMMAA	SO 59.12	5/4
198	Jaderial STAEBLER	FR 1:00.14	5/10

<b>8</b>		<b>John Carroll</b>	<b>3:55.05</b>
LW: --		average 58.76	
28	Ashura POWELL	JR 57.11	4/27
94	Noelle SALUAN	SR 58.70	4/27
138	Kendall MILLER	SO 59.47	3/30
162	Rachel SCHUBERT	SO 59.77	4/27

<b>9</b>		<b>TCNJ</b>	<b>3:55.22</b>
LW: --		average 58.81	
48	Samantha GORMAN	SO 57.81	4/14
51	Jenna ELLENBACHER	SR 57.89	5/5
120	Dana DELUCA	FR 59.14	5/5
222	Katie LACAPRIA	SO 1:00.38	3/31

<b>10</b>		<b>Washington (Mo.)</b>	<b>3:55.26</b>
LW: --		average 58.82	
31	Annalise WAGNER	SR 57.29	4/20
88	Nicky ALTHOFF	SO 58.63	4/28
140	Sara MESIANO	SO 59.50	4/20
167	Sophie GRIGAUX	FR 59.84	4/20

<b>11</b>		<b>UMass Boston</b>	<b>3:55.76</b>
LW: --		average 58.94	
1	Wadeline JONATHAS	SO 53.18	3/29
189	Lexy BEAN	SR 1:00.05	3/16
222	Olivia BURNES	SO 1:00.38	5/3
--	Taylor DRIGGERS	SR 1:02.15	4/7

<b>12</b>		<b>Emory</b>	<b>3:55.86</b>
LW: --		average 58.97	
11	Erica GOLDMAN	SR 56.03	5/5
58	Kaitlyn LEONARD	SO 58.04	3/23
158	Ari NEWHOUSE	JR 59.72	3/23
--	Michelle ROSENBLUM	FR 1:02.07	3/30

<b>13</b>		<b>Concordia Chicago</b>	<b>3:56.36</b>
LW: --		average 59.09	
32	Kayla ARMSTRONG	FR 57.35	5/4
52	Simone WILSON	FR 57.92	5/10
98	Chelsee WILSON	SR 58.75	5/4
--	Crystal HOLDEN	FR 1:02.34	5/4

<b>14</b>		<b>UW-Eau Claire</b>	<b>3:56.62</b>
LW: --		average 59.16	
60	Ashleigh BUERGI	SR 58.05	5/13
72	Glory HECKER	SO 58.36	5/4
187	Lakyn KUMMER	SO 1:00.01	4/12
206	Sasha RILEY	SO 1:00.20	4/28

<b>15</b>		<b>Messiah</b>	<b>3:56.79</b>
LW: --		average 59.20	
24	Taylor WIEDERRECHT	SO 56.76	5/3
96	Rebecca CROSLY	FR 58.72	5/3
125	Leanne WEAVER	SO 59.25	4/20
--	Kelsie KENNEDY	SO 1:02.06	3/28

<b>16</b>		<b>SUNY Plattsburgh</b>	<b>3:56.87</b>
LW: --		average 59.22	
36	Marissa JONES	SO 57.48	5/4
56	Stephanie BOUCHER	SR 57.99	5/11
196	Janyll BARBER	FR 1:00.10	5/11
--	Ashlee ESTES	SR 1:01.30	4/21



## 2018 Outdoor Track &amp; Field, Week #7

## Women's 800 Meters

<b>1</b>	<b>MIT</b>	<b>8:54.18</b>		
LW: --		average 2:13.55		
6	Bailey TREGONING	JR	2:11.18	5/3
22	Margaret TRAUTNER	SO	2:13.39	5/11
23	Katie WILLIAMS	FR	2:13.44	5/11
69	Marissa MCPHILLIPS	SO	2:16.17	4/28
<b>2</b>	<b>Washington (Mo.)</b>	<b>8:54.24</b>		
LW: --		average 2:13.56		
2	Annalise WAGNER	SR	2:07.31	5/4
12	Sophie GRIGAUX	FR	2:12.23	5/4
44	Sara MESIANO	SO	2:15.38	4/28
147	Audrey WESTERN	SR	2:19.32	5/10
<b>3</b>	<b>Middlebury</b>	<b>9:02.06</b>		
LW: --		average 2:15.52		
18	Anna WILLIG	SO	2:12.73	3/31
57	Meg WILSON	SO	2:15.85	5/3
58	Katie GLEW	FR	2:15.87	3/31
99	Brianna BISSON	SR	2:17.61	4/28
<b>4</b>	<b>UW-La Crosse</b>	<b>9:04.92</b>		
LW: --		average 2:16.23		
11	Rachel ATCHISON	SR	2:12.15	5/4
62	Kacy FISHER	FR	2:15.99	5/4
87	Abbey ENGEL	FR	2:17.21	5/4
162	Libby BRUGGER	SO	2:19.57	4/12
<b>5</b>	<b>Wartburg</b>	<b>9:05.89</b>		
LW: --		average 2:16.47		
13	Betsy DUEHR	SR	2:12.27	4/25
79	Aubree TAYLOR	SR	2:16.89	5/4
87	Belle TYNISMMAA	SO	2:17.21	5/10
159	Natalie FOBER	SO	2:19.52	5/10
<b>6</b>	 <b>Johns Hopkins</b>	<b>9:08.01</b>		
LW: --		average 2:17.00		
48	Therese OLSHANSKI	FR	2:15.56	4/20
66	Erin BRUSH	JR	2:16.08	4/20
86	Caroline SMITH	SR	2:17.18	4/20
138	Gina D'ADDARIO	JR	2:19.19	4/6
<b>7</b>	<b>Ohio Northern</b>	<b>9:08.08</b>		
LW: --		average 2:17.02		
1	Emily RICHARDS	SR	2:02.84	4/5
52	Avery EWING	JR	2:15.72	5/10
--	Lauren TURNER	FR	2:23.82	4/20
--	Michaela FOX	JR	2:25.70	4/14
<b>8</b>	<b>Williams</b>	<b>9:10.14</b>		
LW: --		average 2:17.54		
17	Anna PASSANNANTE	SO	2:12.71	5/11
119	Anna HARLEEN	SR	2:18.60	4/21
130	Caitlin UBL	JR	2:18.86	5/11
185	Eliza MATT	SR	2:19.97	3/24
<b>9</b>	<b>Wheaton (Ill.)</b>	<b>9:10.17</b>		
LW: --		average 2:17.54		
29	Hannah ROESKE	FR	2:14.24	4/21
38	Erika JOHNSON	JR	2:14.89	5/10
125	Brianna HAWTHORNE	FR	2:18.75	5/4
--	Nicole KITCHEN	SR	2:22.29	5/4
<b>10</b>	<b>Otterbein</b>	<b>9:10.65</b>		
LW: --		average 2:17.66		
45	Katy FOLTZ	JR	2:15.41	4/20
84	Heather SANDVIK	JR	2:17.12	4/7
128	Sarah BEDELL	JR	2:18.84	4/20
143	Gina KOWALEWICZ	FR	2:19.28	4/20
<b>11</b>	<b>St. Thomas (Minn.)</b>	<b>9:10.74</b>		
LW: --		average 2:17.69		
14	Hannah HELSTAD	SR	2:12.36	4/19
94	Ali GLASSBRENNER	SR	2:17.43	4/19
190	Anna KROLL	FR	2:20.09	5/11
227	Paige CATER	FR	2:20.86	5/11
<b>12</b>	 <b>Amherst</b>	<b>9:10.93</b>		
LW: --		average 2:17.73		
10	Danielle GRIFFIN	SR	2:12.03	4/28
31	Leonie RAULS	SR	2:14.39	5/3
223	Sarah GAYER	FR	2:20.81	4/21
--	Jenny MAZZELLA	SO	2:23.70	4/28
<b>13</b>	<b>Chicago</b>	<b>9:11.13</b>		
LW: --		average 2:17.78		
78	Maddie DEVOE	FR	2:16.82	5/10
93	Megan VERNER-CRIST	SR	2:17.40	4/21
109	Emma DYER	FR	2:18.35	4/21
117	Cassidy MCPHERSON	SR	2:18.56	5/4
<b>14</b>	 <b>Bowdoin</b>	<b>9:11.68</b>		
LW: --		average 2:17.92		
21	Claire TRAUM	FR	2:13.14	5/3
33	Sarah KELLEY	SR	2:14.63	4/20
220	Caroline SHIPLEY	SO	2:20.69	4/20
--	Abigael OSMANSKI	FR	2:23.22	4/20
<b>15</b>	<b>UW-Stevens Point</b>	<b>9:11.74</b>		
LW: --		average 2:17.94		
40	Brooke WELLHAUSEN	FR	2:15.20	5/4
60	Michelle PETKOVSEK	SO	2:15.89	4/20
103	Emily SCHLEBECKER	SR	2:18.02	4/20
--	Makani PETERS	SO	2:22.63	4/20
<b>16</b>	 <b>Bates</b>	<b>9:12.34</b>		
LW: --		average 2:18.09		
24	Ayden EICKHOFF	JR	2:13.50	5/3
120	So KIM	FR	2:18.61	5/3
166	Imani BOGGAN	FR	2:19.61	5/3
219	Sarah ROTHMANN	JR	2:20.62	4/14





# 2018 Outdoor Track & Field, Week #7

## Women's 1500 Meters

<b>1</b>	<b>Middlebury</b>	<b>18:25.9</b>
LW: --		average 4:36.48
23	Tasha GREENE	FR 4:34.58 5/3
26	Katie GLEW	FR 4:35.22 4/28
29	Abigail NADLER	JR 4:35.52 5/3
75	Kate MACCARY	JR 4:40.60 4/21

<b>2</b>	<b>Williams</b>	<b>18:29.1</b>
LW: --		average 4:37.30
28	Brianna BOURNE	FR 4:35.37 5/11
35	Stella WORTERS	SR 4:36.42 4/28
53	Eliza MATT	SR 4:38.52 4/28
57	Audrey RUSTAD	SO 4:38.88 3/31

<b>3</b>	<b>MIT</b>	<b>18:30.5</b>
LW: --		average 4:37.63
9	Katie BACHER	SO 4:31.71 5/11
19	Marissa MCPHILLIPS	SO 4:34.09 5/11
59	Margaret TRAUTNER	SO 4:39.19 4/7
138	Katie WILLIAMS	FR 4:45.53 4/7

<b>4</b>	<b>Johns Hopkins</b>	<b>18:30.5</b>
LW: --		average 4:37.64
25	Therese OLSHANSKI	FR 4:34.93 5/4
42	Caroline SMITH	SR 4:37.08 4/14
49	Gina D'ADDARIO	JR 4:37.88 4/20
76	Caelyn REILLY	SO 4:40.66 3/30

<b>5</b>	<b>Claremont-Mudd-Scrip</b>	<b>18:36.1</b>
LW: --		average 4:39.05
2	Bryn MCKILLOP	SR 4:26.72 3/24
58	Kyleigh MANN	SR 4:39.06 4/19
109	Roselyn CANTU	SR 4:43.35 3/3
156	Abby JOHNSON	FR 4:47.06 4/27

<b>6</b>	<b>Haverford</b>	<b>18:41.4</b>
LW: --		average 4:40.36
21	Katie SULLIVAN	SR 4:34.36 4/27
55	Amelia KEYSER-GIBSON	SR 4:38.69 5/4
107	Nicole GIANNETTI	SR 4:43.29 4/14
135	Sophie DREW	JR 4:45.11 4/14

<b>7</b>	<b>Tufts</b>	<b>18:41.5</b>
LW: --		average 4:40.38
11	Brittany BOWMAN	SR 4:32.07 4/28
24	Rhemi TOTH	SO 4:34.85 5/11
145	Kelsey TIERNEY	JR 4:46.20 4/21
184	Nicole KERRIGAN	SO 4:48.40 4/14

<b>8</b>	<b>Linfield</b>	<b>18:43.8</b>
LW: --		average 4:40.97
10	Kaelia NEAL	SR 4:31.77 4/27
44	Courtney BEARD	JR 4:37.45 4/20
84	Emma KNUDSON	SR 4:41.28 3/10
--	Nicole BISSEY	FR 4:53.38 4/20

<b>9</b>	<b>SUNY Geneseo</b>	<b>18:45.6</b>
LW: --		average 4:41.41
33	Allie FERNANDEZ	JR 4:35.96 5/10
52	Elise RAMIREZ	JR 4:38.51 4/20
96	Dana CEBULSKI	JR 4:42.48 5/4
188	Taylor RETTIG	FR 4:48.70 5/4

<b>10</b>	<b>Washington (Mo.)</b>	<b>18:45.8</b>
LW: --		average 4:41.47
27	Alison LINDSAY	SR 4:35.28 5/10
91	Annalise WAGNER	SR 4:41.93 3/24
120	Audrey WESTERN	SR 4:44.07 5/10
128	Elizabeth HAGSTROM	SO 4:44.59 4/20

<b>11</b>	<b>Amherst</b>	<b>18:46.6</b>
LW: --		average 4:41.65
46	Sarah GAYER	FR 4:37.60 4/28
48	Leonie RAULS	SR 4:37.78 4/28
82	Christina SCARTELLI	JR 4:41.15 4/28
214	Danielle GRIFFIN	SR 4:50.08 4/7

<b>12</b>	<b>Otterbein</b>	<b>18:48.6</b>
LW: --		average 4:42.16
6	Claire LAMB	JR 4:30.43 3/15
30	Heather SANDVIK	JR 4:35.78 3/15
114	Katy FOLTZ	JR 4:43.74 4/14
--	Sydney SMITH	FR 4:58.70 4/20

<b>13</b>	<b>UW-La Crosse</b>	<b>18:49.4</b>
LW: --		average 4:42.37
70	Sadie KROLL	SR 4:40.25 5/4
80	Rachel ATCHISON	SR 4:40.94 4/21
88	Libby BRUGGER	SO 4:41.61 5/4
152	Mallory THARP	SR 4:46.69 5/4

<b>14</b>	<b>Bowdoin</b>	<b>18:49.9</b>
LW: --		average 4:42.50
3	Sarah KELLEY	SR 4:28.76 4/28
22	Caroline SHIPLEY	SO 4:34.56 4/28
--	Julia O'ROURKE	JR 4:52.96 4/13
--	Erin HOLLENBAUGH	SO 4:53.71 4/28

<b>15</b>	<b>Chicago</b>	<b>18:52.7</b>
LW: --		average 4:43.18
60	Cassidy MCPHERSON	SR 4:39.21 4/21
94	Khia KURTENBACH	SR 4:42.18 4/21
131	Megan VERNER-CRIST	SR 4:44.75 4/13
151	Maddie DEVOE	FR 4:46.56 4/21

<b>16</b>	<b>Carleton</b>	<b>18:53.7</b>
LW: --		average 4:43.45
44	Meg MATHISON	SO 4:37.45 4/25
72	Emily KAEGI	SR 4:40.36 5/2
149	Amanda MOSBORG	FR 4:46.39 5/2
205	Helen SCHUDA	SO 4:49.59 5/2



# 2018 Outdoor Track & Field, Week #7

## Women's Steeplechase

<b>1</b>	<b>Washington (Mo.)</b>	<b>43:48.7</b>
LW: --		average 10:57.19
6	Alison LINDSAY SR	10:42.71 4/28
10	Abigail MARTIN JR	10:45.14 5/10
34	Molly SHEPHERD JR	11:05.36 5/10
51	Anna MAURER SR	11:15.54 4/28

<b>2</b>	<b>Whitworth</b>	<b>43:59.6</b>
LW: --		average 10:59.92
1	Kayla LELAND SR	10:20.97 5/4
2	Marissa MOUNT SO	10:25.87 4/20
12	Bailey SCOTT SR	10:46.00 5/4
--	Hailey CLEAVENGER FR	12:26.84 4/20

<b>3</b>	<b>Johns Hopkins</b>	<b>44:12.8</b>
LW: --		average 11:03.21
15	Lauren JACOB SO	10:48.92 4/20
20	Caroline SMITH SR	10:52.51 4/26
26	Tasha FREED JR	10:56.62 4/26
86	Ava KELLEY FR	11:34.78 4/20

<b>4</b>	<b>Nebraska Wesleyan</b>	<b>44:24.9</b>
LW: --		average 11:06.23
9	Ellie BEIERMANN SO	10:45.11 5/10
23	Hanna HEGEMANN JR	10:54.11 5/10
41	Hannah AWTRY JR	11:11.14 4/25
83	Sydni HARRIS SR	11:34.56 5/10

<b>5</b>	<b>Wheaton (Ill.)</b>	<b>44:55.7</b>
LW: --		average 11:13.94
11	Hannah ROESKE FR	10:45.15 5/4
22	Ellie HAWTHORNE SR	10:52.87 5/4
79	Laura BARNES JR	11:32.26 3/29
121	Anna Joy SETRAN FR	11:45.47 5/4

<b>6</b>	<b>Williams</b>	<b>45:15.6</b>
LW: --		average 11:18.92
17	Victoria KINGHAM SR	10:48.94 4/28
21	Emily SUNDQUIST SR	10:52.59 3/31
80	Emily HARRIS JR	11:32.96 4/28
188	Tyra WYNN FR	12:01.17 4/13

<b>7</b>	<b>SUNY Geneseo</b>	<b>45:52.7</b>
LW: --		average 11:28.17
47	Brooke MADRY JR	11:14.66 5/4
61	Annibel COOLICAN SO	11:25.63 5/4
88	Dana CEBULSKI JR	11:34.96 4/28
94	Mariellen PENZER FR	11:37.45 4/24

<b>8</b>	<b>St. Olaf</b>	<b>46:06.2</b>
LW: --		average 11:31.57
33	Jena MOODY SR	11:04.28 5/11
54	Lisa FISHER SO	11:21.19 5/11
73	Lindsey KEMP SR	11:30.00 5/11
221	Rebecca WALTON JR	12:10.79 5/11

<b>9</b>	<b>North Central (Ill.)</b>	<b>46:17.7</b>
LW: --		average 11:34.42
38	Madelyn SCOPP SO	11:09.51 5/4
64	Dianne BARAJAS JR	11:26.57 5/10
103	Alexis HENZ FR	11:40.34 5/4
189	Jamie ROHN SR	12:01.28 5/4

<b>10</b>	<b>TCNJ</b>	<b>46:29.7</b>
LW: --		average 11:37.44
18	Erin HOLZBAUR JR	10:50.07 4/26
70	Gabriella DEVITO SO	11:28.75 5/5
180	Abigail FAITH JR	11:59.16 4/14
228	Hailey BOOKWALTER SO	12:11.77 5/5

<b>11</b>	<b>Centre</b>	<b>46:33.1</b>
LW: --		average 11:38.30
13	Annie RODENFELS JR	10:46.26 4/6
72	Courtney GIBSON SO	11:29.93 4/6
135	Alison ANDERSON FR	11:49.69 4/20
--	Olivia HONAKER SO	12:27.31 4/20

<b>12</b>	<b>UW-Eau Claire</b>	<b>46:43.6</b>
LW: --		average 11:40.91
75	Teagan MONFILS FR	11:31.16 5/13
106	Katie GEORGE JR	11:41.00 5/4
111	Karen GOMEZ-RUIZ JR	11:43.46 4/21
132	Hannah LAMACK FR	11:48.04 4/21

<b>13</b>	<b>UW-Stevens Point</b>	<b>47:03.1</b>
LW: --		average 11:45.80
62	Bailey WOLF SO	11:25.71 4/7
92	Kara HOIER SR	11:36.99 5/10
144	Emily SCHLEBECKER SR	11:52.37 5/10
212	Georgia HARRISON SO	12:08.11 4/7

<b>14</b>	<b>Hope</b>	<b>47:11.0</b>
LW: --		average 11:47.75
87	Alissa FRAZEE SR	11:34.95 4/26
119	Alicia BOSTWICK JR	11:45.38 3/23
124	Anna FRAZEE SO	11:46.16 5/10
199	Abby COUWENHOVEN JR	12:04.51 4/20

<b>15</b>	<b>Tufts</b>	<b>47:18.7</b>
LW: --		average 11:49.68
48	Sarah PERKINS JR	11:14.91 4/28
167	Emma DZWIERZYNSKI FR	11:57.05 4/28
187	Alexandra WOLF FR	12:01.09 4/14
205	Danielle SKUFCA SR	12:05.69 4/28

<b>16</b>	<b>John Carroll</b>	<b>47:19.0</b>
LW: --		average 11:49.76
39	Cassie SCHILLERO SR	11:10.53 5/11
169	Crystal HAJEK SR	11:57.18 3/30
193	Morgan KELLEY FR	12:03.79 5/11
211	Jamie AMOROSO SO	12:07.53 5/11



# 2018 Outdoor Track & Field, Week #7

## Women's 5000 Meters

<b>1</b>		<b>Johns Hopkins</b>	<b>1:8:10.</b>
LW: --		average 17:02.73	
18	Felicia KOERNER	JR	16:54.75 4/26
21	Ellie CLAWSON	JR	16:58.43 4/26
25	Rebecca GRUSBY	SO	17:00.89 4/26
37	Lauren JACOB	SO	17:16.86 4/26

<b>2</b>	<b>Washington (Mo.)</b>	<b>1:8:31.</b>
LW: --		average 17:07.81
10	Aly WAYNE	SR 16:51.50 5/10
12	Paige LAWLER	SO 16:53.07 4/28
35	Sophie WATTERSON	SO 17:15.17 5/10
52	Martha GOTTBRAH	SR 17:31.50 5/10

<b>3</b>	<b>SUNY Geneseo</b>	<b>1:9:34.</b>
LW: --		average 17:23.68
22	Kristen HOMEYER	SR 16:58.83 4/14
30	Elise RAMIREZ	JR 17:06.00 4/14
70	Genny CORCORAN	FR 17:42.23 4/14
79	Dana CEBULSKI	JR 17:47.65 4/14

<b>4</b>	<b>Wartburg</b>	<b>1:10:06</b>
LW: --		average 17:31.62
13	Ashlyn BAGGE	SR 16:53.17 4/12
40	Carina COLLET	FR 17:18.89 4/12
64	Cassidy CHRISTOPHER	FR 17:38.26 5/10
191	Beth MALLON	SR 18:16.14 5/10

<b>5</b>	<b>Williams</b>	<b>1:10:06</b>
LW: --		average 17:31.70
19	Victoria KINGHAM	SR 16:56.49 5/11
41	Audrey RUSTAD	SO 17:19.74 4/28
76	Emma HERRMANN	SO 17:47.17 4/13
132	Emily SUNDQUIST	SR 18:03.40 4/13

<b>6</b>	<b>Wheaton (Ill.)</b>	<b>1:10:21</b>
LW: --		average 17:35.42
9	Hannah ROESKE	FR 16:47.95 4/26
72	Aryn EMBRETSON	JR 17:43.26 3/29
107	Megan BAILEY	JR 17:55.14 5/10
108	Hannah OECHSLE	SO 17:55.32 5/10

<b>7</b>	<b>Brandeis</b>	<b>1:10:28</b>
LW: --		average 17:37.13
15	Emily BRYSON	JR 16:54.33 3/30
74	Danielle BERTAUX	SO 17:44.79 4/14
105	Niamh KENNEY	FR 17:54.63 5/11
106	Julia BRYSON	JR 17:54.77 4/28

<b>8</b>	<b>Chicago</b>	<b>1:10:38</b>
LW: --		average 17:39.53
20	Khia KURTENBACH	SR 16:57.09 5/10
60	Claire BROCKWAY	SO 17:36.28 5/10
103	Abigail SHOEMAKER	FR 17:53.90 5/10
167	Sophie ELGAMAL	FR 18:10.85 4/28

<b>9</b>	<b>UW-La Crosse</b>	<b>1:10:46</b>
LW: --		average 17:41.62
27	Sadie KROLL	SR 17:04.03 4/25
36	Rebecca VOSS	JR 17:16.62 4/12
153	Mackenzie KELLER-MILLER	SR 18:07.43 4/12
207	Ellie MILLER	JR 18:18.41 4/7

<b>10</b>	<b>Carleton</b>	<b>1:10:48</b>
LW: --		average 17:42.10
32	Emily KAEGI	SR 17:09.99 4/25
58	Amanda MOSBORG	FR 17:35.66 5/11
113	Samantha SCHNIRRING	JR 17:56.31 4/11
148	Helen SCHUDA	SO 18:06.43 5/11

<b>11</b>	<b>Claremont-Mudd-Scrip</b>	<b>1:10:49</b>
LW: --		average 17:42.42
7	Bryn MCKILLOP	SR 16:45.75 4/19
114	Lauren STANISLAW	SR 17:56.32 4/7
124	Roselyn CANTU	SR 17:59.19 3/10
159	Ellen BERKLEY	SR 18:08.44 3/31

<b>12</b>	<b>UW-Eau Claire</b>	<b>1:10:57</b>
LW: --		average 17:44.47
29	Sam SLATTERY	SO 17:04.87 5/10
69	Callie FISCHER	SR 17:41.62 4/12
143	Lizzy CISEWSKI	FR 18:05.49 4/12
146	Mel BECKER	SR 18:05.91 4/12

<b>13</b>	<b>Tufts</b>	<b>1:11:01</b>
LW: --		average 17:45.37
5	Brittany BOWMAN	SR 16:42.30 4/14
75	Kelsey TIERNEY	JR 17:46.43 3/31
123	Margot RASHBA	SR 17:59.17 4/14
--	Olivia NICHOLSON	SR 18:33.57 4/14

<b>14</b>	<b>Dickinson</b>	<b>1:11:12</b>
LW: --		average 17:48.01
43	Sofia CANNING	SR 17:22.91 4/26
45	Kelsey HOROWITZ	SR 17:25.24 4/14
115	Tessa CASSIDY	SO 17:56.37 5/4
246	Sarah HOUSE	SO 18:27.51 4/20

<b>15</b>		<b>Bates</b>	<b>1:11:27</b>
LW: --		average 17:51.75	
2	Katherine COOK	SR 16:34.68 5/11	
168	Daniella PASCUCCI	SO 18:10.93 4/28	
196	Olivia LAMARCHE	SO 18:16.87 4/7	
235	Abby HAMILTON	FR 18:24.52 4/7	

<b>16</b>		<b>Haverford</b>	<b>1:11:29</b>
LW: --		average 17:52.26	
38	Amelia KEYSER-GIBSON	SR 17:17.01 5/4	
55	Nicole GIANNETTI	SR 17:32.80 4/6	
175	Sophie DREW	JR 18:12.51 5/4	
240	Hannah DOLL	FR 18:26.70 4/20	



# 2018 Outdoor Track & Field, Week #7

## Women's 10,000 Meters

<b>1</b>	<b>Washington (Mo.)</b>	<b>2:25:05</b>
LW: --		average 36:16.36
6	Paige LAWLER	SO 35:20.53 3/31
8	Aly WAYNE	SR 35:26.38 3/31
39	Lisa GORHAM	JR 37:06.13 4/28
41	Martha GOTTBRAH	SR 37:12.38 4/28

<b>2</b>	<b>Johns Hopkins</b>	<b>2:28:12</b>
LW: --		average 37:03.00
5	Ellie CLAWSON	JR 35:12.93 4/14
32	Felicia KOERNER	JR 36:44.29 4/14
63	Emily STAHL	JR 38:00.09 4/20
75	Allison ROSEN	SO 38:14.69 4/20

<b>3</b>	<b>Chicago</b>	<b>2:28:31</b>
LW: --		average 37:07.90
7	Khia KURTENBACH	SR 35:24.57 4/28
37	Claire COSTELLOE	SR 37:00.86 4/28
48	Maggie BOUDREAU	SO 37:30.80 4/28
94	Taylor CAMPOS	SO 38:35.39 4/13

<b>4</b>	<b>UW-Eau Claire</b>	<b>2:29:54</b>
LW: --		average 37:28.55
16	Sam SLATTERY	SO 35:54.28 4/21
29	Callie FISCHER	SR 36:32.38 4/21
62	Joanne REINERS	SR 37:58.77 4/21
144	Lexie TREMBLE	JR 39:28.76 4/21

<b>5</b>	<b>UW-La Crosse</b>	<b>2:30:04</b>
LW: --		average 37:31.14
17	Rebecca VOSS	JR 35:55.16 4/21
61	Annie BREKKEN	JR 37:58.38 4/21
66	Madeline SWEENEY	FR 38:03.21 4/21
70	Ellie MILLER	JR 38:07.80 4/21

<b>6</b>	<b>Wartburg</b>	<b>2:30:17</b>
LW: --		average 37:34.36
10	Ashlyn BAGGE	SR 35:28.82 4/25
14	Carina COLLET	FR 35:41.10 5/10
106	Beth MALLON	SR 38:43.81 5/10
203	Shae MCENANY	JR 40:23.73 5/10

<b>7</b>	<b>Misericordia</b>	<b>2:32:48</b>
LW: --		average 38:12.01
3	Clare SCHOEN	SO 34:53.15 4/14
98	Meredith HARTZ	JR 38:37.30 5/3
141	Jordyn DONNELLY	JR 39:27.87 4/14
166	Emma FEDERINKO	SR 39:49.72 4/14

<b>8</b>	<b>Tufts</b>	<b>2:33:08</b>
LW: --		average 38:17.06
2	Brittany BOWMAN	SR 34:51.07 3/31
112	Kelsey TIERNEY	JR 38:54.69 4/28
128	Jennifer JACKSON	SO 39:14.83 4/28
184	Francesca BURGOS	SR 40:07.64 5/11

<b>9</b>	<b>Dickinson</b>	<b>2:35:17</b>
LW: --		average 38:49.27
21	Sofia CANNING	SR 36:06.18 4/14
65	Tessa CASSIDY	SO 38:02.32 4/14
175	Katie MONTGOMERY	SR 39:57.45 4/20
--	Sarah HOUSE	SO 41:11.14 5/4

<b>10</b>	<b>MIT</b>	<b>2:35:48</b>
LW: --		average 38:57.06
9	Mary ECCLES	SR 35:27.11 4/20
126	Bailee MARGOLIS	JR 39:14.66 5/3
197	Dhaman KAUR	FR 40:18.24 4/7
242	Emily FREEL	FR 40:48.24 4/28

<b>11</b>	<b>Rochester (N.Y.)</b>	<b>2:35:53</b>
LW: --		average 38:58.31
47	Rachel BARGABOS	JR 37:29.56 4/14
102	Kelly REESE	SO 38:39.79 4/20
132	Clara WOLFE	SR 39:19.85 4/20
204	Ariane HASBROUCK	JR 40:24.04 4/20

<b>12</b>	<b>Illinois Wesleyan</b>	<b>2:36:14</b>
LW: --		average 39:03.70
23	Victoria DRAKE	SR 36:17.69 5/10
107	Jillian COLE	SR 38:46.93 5/4
163	Monica MOCOGNI	SR 39:48.87 3/31
--	Katie NORTH	FR 41:21.32 5/4

<b>13</b>	<b>Mount Union</b>	<b>2:36:44</b>
LW: --		average 39:11.14
28	Hilary REIGLE	JR 36:31.74 5/11
92	Hannah REIGLE	JR 38:32.05 4/27
143	Nicole RINALDI	SR 39:28.53 4/27
--	Nicole LASKOWSKI	SO 42:12.24 4/27

<b>14</b>	<b>Wheaton (Ill.)</b>	<b>2:36:45</b>
LW: --		average 39:11.38
18	Aryn EMBRETSON	JR 35:59.38 4/26
93	Hannah OECHSLE	SO 38:35.12 5/4
137	Megan BAILEY	JR 39:24.27 5/4
--	Rachel REAMER	SR 42:46.75 5/4

<b>15</b>	<b>SUNY Geneseo</b>	<b>2:37:06</b>
LW: --		average 39:16.66
25	Kristen HOMEYER	SR 36:26.03 5/10
57	Genny CORCORAN	FR 37:48.29 4/21
--	Clare MCNERNEY	SO 41:25.71 5/4
--	Marisa GINGELLO	SR 41:26.60 5/4

<b>16</b>	<b>UW-Platteville</b>	<b>2:38:16</b>
LW: --		average 39:34.14
58	Katie WARDINSKI	JR 37:55.63 4/21
134	Camille FELTON	SR 39:23.54 4/20
185	Mariah BROWN	SR 40:08.82 4/20
243	Kimberly GUTIERREZ	SR 40:48.55 4/20



## 2018 Outdoor Track &amp; Field, Week #7

## Women's 100 Meter Hurdles

<b>1</b>	<b>SUNY Geneseo</b>	<b>58.56</b>
LW: --		average 14.64
4	Erin MACDOUGALL JR	14.25w (3.2) 5/4
11	Shayna HELD JR	14.36w (3.2) 5/4
29	Hannah MADDEN JR	14.71w (3.2) 5/4
87	Emily LAVARNWAY FR	15.24 (2.0) 4/21

<b>2</b>	<b>Rowan</b>	<b>59.05</b>
LW: --		average 14.76
15	Aspen MCMILLAN JR	14.42 (1.2) 5/5
17	Darielle CROSS SO	14.47 (1.2) 5/5
25	Jackie ANSONG SO	14.63 (1.2) 5/5
144	Nicole NOTARANNI FR	15.53 (0.0) 5/5

<b>3</b>	<b>UW-La Crosse</b>	<b>59.14</b>
LW: --		average 14.79
23	Clair SHEPARDSON FR	14.59w (2.3) 5/4
31	Jenna FRANZWA SR	14.72w (2.3) 5/4
46	Isabelle KICK SO	14.87w (2.3) 5/4
54	Erin ZAJC SO	14.96w (2.5) 4/24

<b>4</b>	<b>Redlands</b>	<b>1:00.38</b>
LW: --		average 15.10
2	Jessica FIELDS SO	14.07w (2.7) 4/27
18	Chyenne KIMBLE SO	14.53 (2.0) 4/27
112	Kara ROMANI JR	15.39 (2.0) 4/27
--	Hannah ALBRECHT FR	16.39 (0.5) 5/3

<b>5</b>	<b>Wheaton (Ill.)</b>	<b>1:00.42</b>
LW: --		average 15.11
13	Favor EZEWUZIE SO	14.37w (2.4) 5/9
81	Abby Grace MCGEE JR	15.20 (0.6) 5/4
102	Nicole KITCHEN SR	15.34w (2.2) 5/4
139	Tess SUTTON FR	15.51 (-1.5) 5/10

<b>5</b>	<b>Williams</b>	<b>1:00.42</b>
LW: --		average 15.11
20	Izabelle ITH FR	14.56w (2.9) 4/28
56	Kate KENNEDY JR	14.98 (1.1) 4/21
58	Caitlin UBL JR	15.01 (1.9) 5/11
202	Emma EGAN SO	15.87 (0.7) 3/22

<b>7</b>	<b>UW-Eau Claire</b>	<b>1:00.56</b>
LW: --		average 15.14
16	Sarah GLIDDEN SR	14.43w (3.0) 5/4
29	Tommie BRENNER JR	14.71w (3.1) 5/4
127	Megan WALLACE FR	15.45w (3.6) 5/4
216	Amber HARRIS SR	15.97 (1.0) 4/21

<b>8</b>	<b>Washington (Mo.)</b>	<b>1:01.28</b>
LW: --		average 15.32
43	Caira WATSON-HAYNES FR	14.83 (-1.3) 4/28
63	Caitlin CHEESEBORO SR	15.05 (-1.2) 5/10
79	J'Laan PITTMAN JR	15.18 (-1.5) 5/10
--	Josephine SIMON FR	16.22 (-0.1) 3/31

<b>9</b>	<b>Claremont-Mudd-Scrip</b>	<b>1:01.64</b>
LW: --		average 15.41
19	Sabrina GRIFFITH SO	14.55w (3.2) 4/27
74	Aubrey EGERTER FR	15.17w (2.7) 4/27
132	Deyana MARSH FR	15.48w (3.2) 4/27
--	Bailey MKNELLY FR	16.44 (0.5) 5/3

<b>10</b>	<b>George Fox</b>	<b>1:01.70</b>
LW: --		average 15.43
28	Dakota BUHLER SR	14.67 (1.9) 4/20
70	Annie WRIGHT JR	15.13 (-1.4) 4/20
108	Alissa SWILLEY SO	15.36w (2.7) 5/11
--	Mckenna LANDRY SO	16.54 (-1.4) 4/20

<b>11</b>	<b>TCNJ</b>	<b>1:01.84</b>
LW: --		average 15.46
25	Kaila CARTER SO	14.63 (1.2) 5/5
139	Meagan MCGOURTY SR	15.51 (0.0) 5/5
151	Annette WANJIKU FR	15.56 (-1.4) 4/27
245	Abigail RIZZO JR	16.14 (1.6) 5/5

<b>12</b>	<b>Wartburg</b>	<b>1:01.86</b>
LW: --		average 15.47
38	Maggi BJUSTROM SO	14.79w (2.7) 4/12
137	Aubree TAYLOR SR	15.50w (2.3) 5/10
168	Becca WALDMAN SR	15.70 (0.7) 5/10
202	Allison YUSKA FR	15.87 (0.7) 5/10

<b>13</b>	<b>Stockton</b>	<b>1:01.94</b>
LW: --		average 15.49
36	Kaitlyn DERMEN SR	14.77w (2.4) 4/28
58	Joanna CARLUCCIO SR	15.01 (1.6) 5/5
68	Rachael LEYRER FR	15.10w (3.0) 4/28
--	Kristina RAYLMAN FR	17.06 (1.7) 4/6

<b>14</b>	<b>Hamline</b>	<b>1:02.19</b>
LW: --		average 15.55
11	Gabrielle BROWN JR	14.36 (0.7) 5/11
22	Anna FUTTERER SR	14.57 (0.7) 5/11
--	Gabby MELE SR	16.61 (1.0) 5/2
--	Nia FORD FR	16.65w (2.8) 5/4

<b>15</b>	<b>Tufts</b>	<b>1:02.49</b>
LW: --		average 15.62
8	Annalisa DEBARI SR	14.32w (3.2) 4/28
127	Nehalem KUNKLE-READ SO	15.45w (2.9) 3/23
220	Kylene DESMITH JR	15.98w (2.6) 4/7
--	Brigid HORAN FR	16.74 (1.2) 4/21

<b>16</b>	<b>St. Thomas (Minn.)</b>	<b>1:02.50</b>
LW: --		average 15.63
27	Brielle BIERMAN SR	14.65 (0.7) 5/11
66	Laura EISCHENS SR	15.07 (0.7) 5/11
241	Ashley SHIMEK FR	16.12w (2.5) 5/2
--	Jordan SIFFERLE SO	16.66 (2.0) 4/11





# 2018 Outdoor Track & Field, Week #7

## Women's 400 Meter Hurdles

<b>1</b>	<b>SUNY Geneseo</b>	<b>4:13.98</b>
LW: -- <i>average 1:03.50</i>		
28	Lauren BAMFORD SR	1:02.66 4/24
32	Hannah MADDEN JR	1:02.96 5/10
45	Erin MACDOUGALL JR	1:03.68 5/10
67	Julianna LAURICELLA JR	1:04.68 5/10

<b>2</b>	<b>St. Thomas (Minn.)</b>	<b>4:18.89</b>
LW: -- <i>average 1:04.72</i>		
21	Mallory ADAMSON JR	1:02.51 5/11
52	Brielle BIERMAN SR	1:04.08 5/11
106	Keely SMITH SR	1:05.97 5/11
121	Hannah HELSTAD SR	1:06.33 4/11

<b>3</b>	<b>Williams</b>	<b>4:19.82</b>
LW: -- <i>average 1:04.95</i>		
13	Kate KENNEDY JR	1:01.65 3/24
17	Kayley MCGONAGLE SR	1:02.01 4/13
111	Sierra LOOMIS SO	1:06.10 3/24
--	Leah ROSENFELD SO	1:10.06 4/13

<b>4</b>	<b>UW-Eau Claire</b>	<b>4:19.94</b>
LW: -- <i>average 1:04.98</i>		
3	Sarah GLIDDEN SR	1:00.68 4/12
9	Ashleigh BUERGI SR	1:01.30 5/4
111	Amber HARRIS SR	1:06.10 4/28
--	Mandie BULTMAN JR	1:11.86 4/12

<b>5</b>	<b>Wartburg</b>	<b>4:21.53</b>
LW: -- <i>average 1:05.38</i>		
8	Aubree TAYLOR SR	1:01.25 5/10
108	Maddie CARLSEN SR	1:06.00 5/10
122	Allison YUSKA FR	1:06.36 5/10
188	Jossie SANN JR	1:07.92 5/10

<b>6</b>	<b>TCNJ</b>	<b>4:23.35</b>
LW: -- <i>average 1:05.84</i>		
29	Jenna ELLENBACHER SR	1:02.75 5/5
97	Meagan MCGOURTY SR	1:05.76 5/5
135	Christine WOODS SO	1:06.76 5/5
195	Nicole TAMPONE SO	1:08.08 5/5

<b>7</b>	<b>Whitworth</b>	<b>4:24.47</b>
LW: -- <i>average 1:06.12</i>		
38	Isabel CLARK JR	1:03.19 4/20
40	Sarah MARTINEZ SR	1:03.32 5/5
223	Anna Belle SCHWEIGER FR	1:08.82 4/20
240	Marisol DELCID FR	1:09.14 4/20

<b>8</b>	<b>Rhodes</b>	<b>4:24.76</b>
LW: -- <i>average 1:06.19</i>		
31	Leda ST CYR SO	1:02.94 5/10
61	Sara Kate CAPEL SO	1:04.42 4/20
131	Laurel SHARP SR	1:06.59 4/20
--	Kendall GASNER SO	1:10.81 4/20

<b>9</b>	<b>Widener</b>	<b>4:25.97</b>
LW: -- <i>average 1:06.49</i>		
46	Allison GALLAGHER SR	1:03.69 5/3
83	Aishah DUKES JR	1:05.29 5/3
153	Rachel PARR FR	1:07.11 4/20
--	Claire BURKERT SO	1:09.88 5/3

<b>10</b>	<b>John Carroll</b>	<b>4:26.14</b>
LW: -- <i>average 1:06.53</i>		
102	Emma HARVEY SR	1:05.90 4/14
117	Jessica SWISHER SR	1:06.25 4/27
119	Antonia PIAZZA SO	1:06.27 4/27
176	Alainna SCHMIDT JR	1:07.72 4/27


<b>11</b>	<b>Loras</b>	<b>4:28.96</b>
LW: -- <i>average 1:07.24</i>		
3	Bella SOLIS JR	1:00.68 5/10
173	Taylor SCHAEFERS JR	1:07.60 5/10
246	Rachel KILBURG SR	1:09.23 3/28
--	Devin HASSON SR	1:11.45 5/4

<b>12</b>	<b>Ithaca</b>	<b>4:28.99</b>
LW: -- <i>average 1:07.25</i>		
48	Britney SWARTHOUT JR	1:03.74 5/10
173	Jessica COMPETIELLO SO	1:07.60 4/21
181	Kassandra REAGAN SR	1:07.83 4/24
--	Sydney STRELEC FR	1:09.82 4/13

<b>13</b>	<b>St. Norbert</b>	<b>4:29.61</b>
LW: -- <i>average 1:07.40</i>		
70	Peyton MCCAULEY JR	1:04.80 5/11
100	Sarah WISEMAN SO	1:05.79 5/11
228	Graceanne TARSA JR	1:08.99 5/11
--	Haidyn MUELLER JR	1:10.03 5/11

<b>14</b>	<b>Webster</b>	<b>4:29.95</b>
LW: -- <i>average 1:07.49</i>		
24	Meghan ILLIG SR	1:02.52 4/21
53	Meredith SOWERS SO	1:04.10 5/10
--	Emma TESON SO	1:11.32 4/27
--	Vanessa JONES FR	1:12.01 4/27

<b>15</b>	 <b>Bates</b>	<b>4:30.37</b>
LW: -- <i>average 1:07.59</i>		
148	Amanda KAUFMAN FR	1:07.00 5/3
149	Paige RABB SO	1:07.02 4/28
186	Jenny MARTIN FR	1:07.90 4/20
208	Megan SEYMOUR SO	1:08.45 4/28

<b>16</b>	 <b>Johns Hopkins</b>	<b>4:31.57</b>
LW: -- <i>average 1:07.89</i>		
117	Lauren ROBERTS SR	1:06.25 4/20
127	Hannah MILLER JR	1:06.53 5/4
145	Daniela TORRES FR	1:06.96 4/6
--	Caitlin WAIN JR	1:11.83 4/20



## 2018 Outdoor Track &amp; Field, Week #7

## Women's High Jump

<b>1</b>	<b>Williams</b>	<b>6.56m</b>	<b>21-6¼</b>
LW: --		<i>average 1.64m</i>	5-4½
1	Emma EGAN	SO 1.73m	5-8 3/22
2	Helene HALL	SR 1.71m	5-7¼ 5/3
63	Summer-Solstice THOMAS	SO 1.60m	5-3 5/11
216	Caitlin UBL	JR 1.52m	4-11¼ 3/22

<b>2</b>	<b>UW-Eau Claire</b>	<b>6.50m</b>	<b>21-3¾</b>
LW: --		<i>average 1.63m</i>	5-4
8	Sarah GLIDDEN	SR 1.68m	5-6 4/21
23	Marin MUNOS	FR 1.65m	5-5 4/21
63	Bailey WALDHAUSER	FR 1.60m	5-3 4/12
115	Jillian MOSS	SO 1.57m	5-1¼ 5/4

<b>3</b>	<b>Chicago</b>	<b>6.45m</b>	<b>21-2</b>
LW: --		<i>average 1.61m</i>	5-3¾
8	Laura DARCEY	SO 1.68m	5-6 4/21
13	Ade AYOOLA	SR 1.67m	5-5¼ 5/10
105	Alexandra THOMPSON	JR 1.58m	5-2¼ 4/21
216	Taylor PADAK	SO 1.52m	4-11¼ 5/4

<b>4</b>	<b>Springfield (Mass.)</b>	<b>6.44m</b>	<b>21-1½</b>
LW: --		<i>average 1.61m</i>	5-3¾
34	Caroline HITCHCOCK	FR 1.64m	5-4¼ 4/14
43	Taylor NOGIEC	FR 1.62m	5-3¼ 5/3
87	Katherine STRAIN	SO 1.59m	5-2¼ 4/14
87	Mia FACCHINI	SO 1.59m	5-2¼ 4/28

<b>4</b>	<b>St. Thomas (Minn.)</b>	<b>6.44m</b>	<b>21-1½</b>
LW: --		<i>average 1.61m</i>	5-3¾
2	Grace BORDSON	JR 1.71m	5-7¼ 5/4
87	Mariah TERHAAR	SO 1.59m	5-2¼ 5/3
105	Sidney SEVERSON	JR 1.58m	5-2¼ 4/25
137	Matilda MCFERSON	SO 1.56m	5-1¼ 5/2

<b>6</b>	<b>George Fox</b>	<b>6.41m</b>	<b>21-¼</b>
LW: --		<i>average 1.60m</i>	5-3
18	Stacy KOZLOWSKI	SO 1.66m	5-5¼ 4/20
57	Victoria SCHROEDER	JR 1.61m	5-3¼ 4/20
105	Annie WRIGHT	JR 1.58m	5-2¼ 4/9
137	Alissa SWILLEY	SO 1.56m	5-1¼ 3/22

<b>7</b>	<b>UW-Whitewater</b>	<b>6.33m</b>	<b>20-9¼</b>
LW: --		<i>average 1.58m</i>	5-2¼
57	Enyo AMET	JR 1.61m	5-3¼ 5/10
63	Raevin PEEK	FR 1.60m	5-3 4/12
115	Rachel HOLK	SO 1.57m	5-1¼ 5/4
150	Liz LISKA	SO 1.55m	5-1 4/12

<b>8</b>	<b>UW-Stevens Point</b>	<b>6.28m</b>	<b>20-7¼</b>
LW: --		<i>average 1.57m</i>	5-1¼
43	Briana SIMONIS	SO 1.62m	5-3¼ 4/7
57	Sylviann MOMONT	SO 1.61m	5-3¼ 5/4
150	Anna HOGAN	SR 1.55m	5-1 4/28
--	Makenzie WARD	SO 1.50m	4-11 4/20

<b>9</b>	<b>Roger Williams</b>	<b>6.25m</b>	<b>20-6</b>
LW: --		<i>average 1.56m</i>	5-1½
23	S FOX TREE-MCGRATH	JR 1.65m	5-5 5/3
105	Madison FANCHER	FR 1.58m	5-2¼ 4/28
168	Siobhan MITCHELL	FR 1.54m	5-½ 4/14
--	Victoria STODDARD	FR 1.48m	4-10¼ 4/28


<b>10</b>	<b>Millsaps</b>	<b>6.24m</b>	<b>20-5½</b>
LW: --		<i>average 1.56m</i>	5-1¼
43	Shelby WILSON	FR 1.62m	5-3¼ 4/20
63	Eleanor SWAGLER	FR 1.60m	5-3 4/13
150	Essence DAVIS	FR 1.55m	5-1 4/13
--	Anna WILSON	SO 1.47m	4-9¼ 3/3


<b>10</b>	<b>Ohio Wesleyan</b>	<b>6.24m</b>	<b>20-5½</b>
LW: --		<i>average 1.56m</i>	5-1¼
4	Cirrus ROBINSON	SO 1.70m	5-7 4/27
23	Tiffany MOORE	SO 1.65m	5-5 4/14
--	Courtney OWENS	FR 1.46m	4-9¼ 4/7
--	Nicole ROZSA	SR 1.43m	4-8¼ 3/31

<b>10</b>	<b>Rowan</b>	<b>6.24m</b>	<b>20-5½</b>
LW: --		<i>average 1.56m</i>	5-1¼
43	Kailey GALLAGHER	SO 1.62m	5-3¼ 5/5
168	Brianna ANGELLELLA	SR 1.54m	5-½ 5/5
168	Dominique PETERS	SO 1.54m	5-½ 5/5
168	Alexis KRILEY	SO 1.54m	5-½ 5/5

<b>13</b>	<b>Wheaton (Ill.)</b>	<b>6.21m</b>	<b>20-4½</b>
LW: --		<i>average 1.55m</i>	5-1
23	Katie LINDQUIST	JR 1.65m	5-5 5/4
43	Nicole KITCHEN	SR 1.62m	5-3¼ 5/4
203	Charlotte MATZAL	SO 1.53m	5-¼ 4/24
--	Cassidy FOXHOVEN	JR 1.41m	4-7¼ 5/4

<b>14</b>	<b>SUNY Geneseo</b>	<b>6.18m</b>	<b>20-3¼</b>
LW: --		<i>average 1.55m</i>	5-¾
63	Alexa LAPIERRE	SO 1.60m	5-3 4/14
150	Emily LAVARNWAY	FR 1.55m	5-1 5/4
203	Laura PIAZZA	SO 1.53m	5-¾ 3/31
--	Shayna HELD	JR 1.50m	4-11 5/10

<b>15</b>	 <b>Bridgewater (Va.)</b>	<b>6.18m</b>	<b>20-3¼</b>
LW: --		<i>average 1.55m</i>	5-¾
63	Courtney ADAMS	SR 1.60m	5-3 3/9
115	Katie MCELROY	SO 1.57m	5-1¼ 4/20
203	Felicia CLEMENTS	SO 1.53m	5-¾ 3/16
--	Kylie STOUT	FR 1.48m	4-10¼ 4/13

<b>16</b>	 <b>Carthage</b>	<b>6.17m</b>	<b>20-2¾</b>
LW: --		<i>average 1.54m</i>	5-¾
23	Elanta SLOWEK	SR 1.65m	5-5 5/4
150	Tyrani WHITE	FR 1.55m	5-1 4/28
216	Aubrey TESCH	FR 1.52m	4-11¼ 4/20
--	Molly MCCARTHY	FR 1.45m	4-9 4/28



# 2018 Outdoor Track & Field, Week #7

## Women's High Jump

<b>16</b>	<b>Monmouth (Ill.)</b>		<b>6.17m</b>	<b>20-2<sup>3</sup>/<sub>4</sub></b>	
LW: --			<i>average 1.54m</i>	<i>5-<sup>3</sup>/<sub>4</sub></i>	
<b>87</b>	Aleeka GENTZLER	SO	1.59m	5-2 <sup>1</sup> / <sub>2</sub>	5/11
<b>87</b>	Madi SCHULENBERG	SR	1.59m	5-2 <sup>1</sup> / <sub>2</sub>	5/11
<b>168</b>	Darice BROOKS	SR	1.54m	5- <sup>1</sup> / <sub>2</sub>	5/11
--	Josie WELKER	FR	1.45m	4-9	4/27



## 2018 Outdoor Track &amp; Field, Week #7

## Women's Pole Vault

<b>1</b>	<b>Ohio Northern</b>	<b>14.81m</b>	<b>48-7</b>		
LW: --		<i>average 3.70m</i>	<i>12-1¾</i>		
3	Madison REED JR	4.01m	13-1¾	5/4	
7	Maggie KRAUSE SO	3.88m	12-8¾	5/4	
37	Kelly WOLLENSLEGEL SR	3.57m	11-8¾	4/14	
84	Allison STEVENS SO	3.35m	10-11¾	4/27	
<b>2</b>	<b>UW-La Crosse</b>	<b>14.66m</b>	<b>48-1</b>		
LW: --		<i>average 3.67m</i>	<i>12-¾</i>		
16	Rachel ZASTROW JR	3.76m	12-4	5/4	
20	Sophia SCHUESSLER JR	3.72m	12-2½	4/24	
31	Kaitlyn GANRUDE JR	3.61m	11-10	5/4	
37	Kayela CARROLL SO	3.57m	11-8¾	4/24	
<b>3</b>	<b>MIT</b>	<b>14.47m</b>	<b>47-5¾</b>		
LW: --		<i>average 3.62m</i>	<i>11-10¾</i>		
9	Jacqueline AHRENS FR	3.80m	12-5½	4/28	
13	Kari STROMHAUG SO	3.77m	12-4¾	4/13	
46	Makenzie PATARINO JR	3.50m	11-5¾	4/13	
71	Lila WINE FR	3.40m	11-1¾	4/13	
<b>4</b>	<b>Ithaca</b>	<b>14.46m</b>	<b>47-5¼</b>		
LW: --		<i>average 3.62m</i>	<i>11-10¾</i>		
1	Katherine PITMAN SR	4.31m	14-1¾	4/24	
41	Julia NOMBERG FR	3.55m	11-7¾	4/7	
71	Juliann TERRY FR	3.40m	11-1¾	4/7	
134	Nicole RAZZANO SR	3.20m	10-6	4/24	
<b>5</b>	<b>Washington (Mo.)</b>	<b>14.33m</b>	<b>47-¼</b>		
LW: --		<i>average 3.58m</i>	<i>11-9</i>		
5	Heidi NASSOS JR	3.92m	12-10¾	5/10	
11	Julia DANNENBAUM FR	3.78m	12-4¾	4/28	
30	Dominique MEYER JR	3.63m	11-10¾	4/28	
236	Karina MARIN FR	3.00m	9-10	3/31	
<b>6</b>	<b>Otterbein</b>	<b>14.20m</b>	<b>46-7</b>		
LW: --		<i>average 3.55m</i>	<i>11-7¾</i>		
2	Harmony KOLLING SR	4.05m	13-3¾	4/20	
57	Julia SWALLOWS FR	3.45m	11-3¾	3/30	
57	Dana SHOFF JR	3.45m	11-3¾	3/30	
114	Jaimie BLUNT FR	3.25m	10-8	4/27	
<b>7</b>	<b>Augustana (Ill.)</b>	<b>13.64m</b>	<b>44-9</b>		
LW: --		<i>average 3.41m</i>	<i>11-2¾</i>		
13	Mackenzie BUTCHER JR	3.77m	12-4¾	4/20	
51	Leah FLANAGAN SO	3.46m	11-4¾	5/4	
114	Ashley TALKEN JR	3.25m	10-8	3/29	
158	Jordan MACNEIL FR	3.16m	10-4¾	5/4	
<b>8</b>	<b>Brockport</b>	<b>13.51m</b>	<b>44-3¾</b>		
LW: --		<i>average 3.38m</i>	<i>11-1</i>		
35	Kelcey WATSON SO	3.60m	11-9¾	5/4	
46	Claire FISHER JR	3.50m	11-5¾	4/21	
132	Maya REINA SO	3.21m	10-6¾	4/28	
134	Emily GALLAGHER FR	3.20m	10-6	4/21	
<b>9</b>	<b>Emory</b>	<b>13.43m</b>	<b>44-¾</b>		
LW: --		<i>average 3.36m</i>	<i>11-¾</i>		
25	Isabel SARIDAKIS JR	3.68m	12-¾	4/28	
46	Andi BREITOWICH FR	3.50m	11-5¾	3/30	
134	Dara LISS SR	3.20m	10-6	4/13	
201	Erin YUDER FR	3.05m	10-0	4/13	
<b>10</b>	<b>UW-Stout</b>	<b>13.39m</b>	<b>43-11</b>		
LW: --		<i>average 3.35m</i>	<i>10-11¾</i>		
62	Sierra COONTS SO	3.42m	11-2¾	4/28	
84	Kristen TEUPEL JR	3.35m	10-11¾	3/16	
96	Jenna MYHRO JR	3.31m	10-10¾	5/4	
96	Heather BEECHER SO	3.31m	10-10¾	5/4	
<b>11</b>	<b>UW-Whitewater</b>	<b>13.31m</b>	<b>43-8</b>		
LW: --		<i>average 3.33m</i>	<i>10-11</i>		
61	Sydney DAVIDSON FR	3.44m	11-3¾	4/28	
96	Madison MCDONALD SO	3.31m	10-10¾	5/4	
96	Courtney POHLMAN SR	3.31m	10-10¾	5/4	
114	Baily HORNSTEIN SO	3.25m	10-8	5/10	
<b>12</b>	<b>Chicago</b>	<b>13.31m</b>	<b>43-8</b>		
LW: --		<i>average 3.33m</i>	<i>10-11</i>		
36	Isabel GARON SO	3.58m	11-9	4/28	
71	Angel FLUET SR	3.40m	11-1¾	5/10	
76	Sidney LAMPERT FR	3.38m	11-1	4/21	
250	Miabella TRENT FR	2.95m	9-8	5/4	
<b>13</b>	<b>St. Thomas (Minn.)</b>	<b>13.22m</b>	<b>43-4½</b>		
LW: --		<i>average 3.31m</i>	<i>10-10</i>		
41	Kendall NOVAK JR	3.55m	11-7¾	4/25	
51	Jalia ANDERSON JR	3.46m	11-4¾	5/11	
175	Jordan SIFFERLE SO	3.11m	10-2¾	4/19	
181	Mariah TERHAAR SO	3.10m	10-2	4/25	
<b>14</b>	<b>Johns Hopkins</b>	<b>13.19m</b>	<b>43-3¾</b>		
LW: --		<i>average 3.30m</i>	<i>10-9¾</i>		
84	Helen GIROD SR	3.35m	10-11¾	4/14	
92	Annie GUTIERREZ FR	3.34m	10-11¾	5/4	
114	Caitlin WAIN JR	3.25m	10-8	4/6	
114	Sophia CORTAZZO SO	3.25m	10-8	4/6	
<b>15</b>	<b>Redlands</b>	<b>13.15m</b>	<b>43-1¾</b>		
LW: --		<i>average 3.29m</i>	<i>10-9¾</i>		
16	Amanda WIDEN SR	3.76m	12-4	4/14	
41	Gabriella GOULD SO	3.55m	11-7¾	3/31	
192	Claire JAMISON FR	3.07m	10-¾	4/27	
--	Helena DERSCH FR	2.77m	9-1	4/27	
<b>16</b>	<b>Williams</b>	<b>13.10m</b>	<b>42-1¾</b>		
LW: --		<i>average 3.28m</i>	<i>10-9</i>		
24	Kelsie HAO FR	3.70m	12-1¾	4/28	
41	Maggie MURPHY JR	3.55m	11-7¾	3/31	
250	Stephanie BOULGER SR	2.95m	9-8	4/13	
--	Sierra DIAZ SO	2.90m	9-6¾	4/7	



## 2018 Outdoor Track &amp; Field, Week #7

## Women's Long Jump

<b>1</b>	<b>Ohio Wesleyan</b>	<b>22.53m</b>	<b>73-11</b>
LW: --		average 5.63m	18-5¾
13	Megan SIEVERS	SO	5.73mw 18-9¾ (3.5) 4/14
19	Emily BROWN	SR	5.69m 18-8 (1.3) 5/4
40	Amanda CLAY	SR	5.59m 18-4¾ (1.8) 4/14
60	Alyssa ACEVEDO	JR	5.52m 18-1½ (0.5) 4/14

<b>2</b>	<b>Illinois Wesleyan</b>	<b>22.15m</b>	<b>72-8</b>
LW: --		average 5.54m	18-2
1	Amelia GLUECK	SR	5.96m 19-6¾ (0.1) 5/4
54	Nia LEE	FR	5.53mw 18-1¾ (2.2) 5/4
66	Cora WILKINSON	FR	5.47mw 17-11½ (2.4) 5/4
193	Rachel OSOBA	JR	5.19m 17-¾ (1.8) 3/16

<b>3</b>	<b>Williams</b>	<b>21.91m</b>	<b>71-10¾</b>
LW: --		average 5.48m	17-11¾
21	Izabelle ITH	FR	5.67m 18-7¾ (0.0) 3/22
53	Emma EGAN	SO	5.54m 18-2¾ (2.0) 3/31
95	Kelsie HAO	FR	5.37m 17-7½ (1.7) 4/21
114	Caitlin UBL	JR	5.33m 17-6 (-0.5) 3/22

<b>4</b>	<b>SUNY Geneseo</b>	<b>21.83m</b>	<b>71-7½</b>
LW: --		average 5.46m	17-11
5	Camille WUTZ	SR	5.81m 19-¾ (1.0) 4/28
72	Shayna HELD	JR	5.46mw 17-11 (3.1) 5/4
114	Hannah MADDEN	JR	5.33m 17-6 (0.0) 4/28
164	Katy TOTH	SO	5.23m 17-2 (2.0) 4/21

<b>5</b>	<b>UW-La Crosse</b>	<b>21.82m</b>	<b>71-7¼</b>
LW: --		average 5.46m	17-10¾
33	Maddie NELSON	SO	5.62m 18-5¾ (0.5) 5/13
63	Natalie WISSING	JR	5.48mw 17-11¾ (2.2) 4/24
84	Marissa WUSTRACK	SR	5.42mw 17-9½ (2.6) 4/12
133	Crystal HILL	FR	5.30m 17-4¾ (1.4) 4/12

<b>6</b>	<b>George Fox</b>	<b>21.67m</b>	<b>71-1¼</b>
LW: --		average 5.42m	17-9¾
24	Dakota BUHLER	SR	5.65m 18-6½ (-0.1) 3/22
54	Annie WRIGHT	JR	5.53mw 18-1¾ (2.4) 4/27
143	Alissa SWILLEY	SO	5.27m 17-3½ (1.1) 4/20
169	Kenna MEINHART	JR	5.22mw 17-1½ (3.8) 4/7

<b>7</b>	<b>UMass Boston</b>	<b>21.65m</b>	<b>71-½</b>
LW: --		average 5.41m	17-9¾
2	Wadeline JONATHAS	SO	5.92mw 19-5¾ (2.7) 5/3
8	Taylor DRIGGERS	SR	5.77m 18-11¼ (1.9) 5/3
--	Annie APPOLON	SO	5.00m 16-5 (1.6) 4/14
--	Abigail JEAN-BAPTISTE	FR	4.96m 16-3¾ (-0.9) 4/28

<b>8</b>	<b>Rochester (N.Y.)</b>	<b>21.54m</b>	<b>70-8</b>
LW: --		average 5.39m	17-8
54	Lonnie GARRETT	SO	5.53mw 18-1¾ (2.3) 5/4
76	Kylee BARTLETT	JR	5.45m 17-10¾ (1.7) 5/4
106	Hannah DUTTWEILER	SO	5.35mw 17-6¾ (3.2) 5/4
179	Eileen BEQUETTE	FR	5.21mw 17-1¾ (2.5) 5/4

<b>9</b>	<b>UW-Eau Claire</b>	<b>21.46m</b>	<b>70-5</b>
LW: --		average 5.37m	17-7¾
60	Megan WALLACE	FR	5.52m 18-1½ (1.4) 5/4
95	Ashley AGRIMSON	FR	5.37m 17-7½ (1.5) 5/4
114	Sarah GLIDDEN	SR	5.33m 17-6 (0.3) 4/21
160	Bailey WALDHAUSER	FR	5.24m 17-2¾ (1.2) 4/28

<b>10</b>	<b>MIT</b>	<b>21.37m</b>	<b>70-1½</b>
LW: --		average 5.34m	17-6¾
24	Nneoma OKONKWO	SR	5.65mw 18-6¾ (3.1) 5/3
38	Haley STROUF	SR	5.60mw 18-4½ (3.3) 5/3
--	Jasmine JIN	SO	5.08m 16-8 (0.7) 4/13
--	Elizabeth WEEKS	FR	5.04m 16-6½ (0.5) 4/7

<b>11</b>	<b>UW-Oshkosh</b>	<b>21.32m</b>	<b>69-11½</b>
LW: --		average 5.33m	17-6
11	Lauren WRENSCH	JR	5.74m 18-10 (1.4) 5/13
100	Karina MARCHAN	SR	5.36m 17-7 (1.1) 4/21
217	Cara VOLZ	SO	5.16m 16-11¼ (1.0) 4/21
--	Sadie HUTH	FR	5.06m 16-7¾ (1.7) 5/4

<b>12</b>	<b>Chicago</b>	<b>21.27m</b>	<b>69-9½</b>
LW: --		average 5.32m	17-5¾
54	Laura DARCEY	SO	5.53m 18-1¾ (1.1) 4/28
89	Mary MARTIN	SO	5.41m 17-9 (-1.0) 5/4
155	Alisha HARRIS	SO	5.25m 17-2¾ (0.0) 4/28
--	Olivia CATTAN	SR	5.08m 16-8 (-3.4) 5/4

<b>13</b>	<b>Ithaca</b>	<b>21.26m</b>	<b>69-9</b>
LW: --		average 5.32m	17-5¾
19	Katherine PITMAN	SR	5.69mw 18-8 (3.2) 5/4
147	Amanda WETMORE	SO	5.26mw 17-3¾ (3.9) 5/4
160	Jordan BECKLEY	JR	5.24m 17-2¾ (0.0) 4/29
--	Kassandra REAGAN	SR	5.07m 16-7¾ (0.0) 4/29

<b>14</b>	<b>Brockport</b>	<b>21.17m</b>	<b>69-5½</b>
LW: --		average 5.29m	17-4¾
16	Chanyce POWELL	FR	5.71m 18-9 (1.7) 5/4
42	Lisa HUYNH	JR	5.58m 18-3¾ (1.1) 4/26
179	Kathleen IRWIN	JR	5.21m 17-1¾ (0.0) 3/31
--	Mia CALLAHAN	FR	4.67mw 15-4 (2.6) 4/21

<b>15</b>	<b>Stevenson</b>	<b>21.16m</b>	<b>69-5¼</b>
LW: --		average 5.29m	17-4¾
38	Kimberly HAMMOND	SO	5.60m 18-4½ (-0.4) 5/3
93	Dyonne HICKS	SO	5.39m 17-8¾ (-0.7) 5/3
203	Jordan MITCHELL	FR	5.18m 17-0 (1.7) 5/3
--	Rachel PANEK	FR	4.99m 16-4¾ (0.0) 5/3

<b>16</b>	<b>CCNY</b>	<b>21.12m</b>	<b>69-3½</b>
LW: --		average 5.28m	17-4
6	Avery MAILLET	FR	5.80m 19-½ (0.7) 4/22
193	Irish IYYADURAI	FR	5.19m 17-¾ (-1.1) 5/5
234	Angeles ANUNAGBA	SR	5.13m 16-10 (0.0) 3/30
--	Lucy PIACENTINI	SO	5.00m 16-5 (-0.7) 5/5





## 2018 Outdoor Track &amp; Field, Week #7

## Women's Triple Jump

<b>1</b>	<b>UW-La Crosse</b>	<b>47.00m</b>	<b>154-2</b>		
LW: --		<i>average</i>	<i>11.75m</i>	<i>38-6%</i>	
8	Marissa WUSTRACK	SR	11.80m	38-8% (1.5)	5/4
8	Elizabeth HARLOS	JR	11.80m	38-8% (1.8)	4/21
17	Tess MILLER	JR	11.71m	38-5 (0.6)	4/28
21	Maddie NELSON	SO	11.69mw	38-4% (2.1)	5/4
<b>2</b>	<b>Williams</b>	<b>45.65m</b>	<b>149-9</b>		
LW: --		<i>average</i>	<i>11.41m</i>	<i>37-5%</i>	
27	Kene ODENIGBO	JR	11.61mw	38-1% (3.7)	5/3
37	Sierra DIAZ	SO	11.48m	37-8 (1.7)	4/28
44	Izabelle ITH	FR	11.43m	37-6 (0.4)	3/31
88	Cailin STOLLAR	FR	11.13mw	36-6% (2.4)	5/3
<b>3</b>	<b>Washington (Mo.)</b>	<b>45.46m</b>	<b>149-1</b>		
LW: --		<i>average</i>	<i>11.37m</i>	<i>37-3%</i>	
24	Eka JOSE	FR	11.65m	38-2% (0.3)	5/4
25	Heidi NASSOS	JR	11.64m	38-2% (-0.6)	4/28
47	Elise CHAO	FR	11.41m	37-5% (1.5)	5/4
162	Rachel NOVICK	FR	10.76mw	35-3% (3.0)	4/14
<b>4</b>	<b>Brockport</b>	<b>45.11m</b>	<b>148-0</b>		
LW: --		<i>average</i>	<i>11.28m</i>	<i>37-0</i>	
33	Chanyce POWELL	FR	11.56m	37-11% (0.0)	5/4
62	Brianna RICHARDSON	SR	11.32m	37-1% (0.9)	4/21
86	Lisa HUYNH	JR	11.14m	36-6% (1.5)	4/21
96	Kathleen IRWIN	JR	11.09m	36-4% (0.2)	4/21
<b>5</b>	<b>George Fox</b>	<b>44.59m</b>	<b>146-3</b>		
LW: --		<i>average</i>	<i>11.15m</i>	<i>36-7</i>	
4	Dakota BUHLER	SR	12.00m	39-4% (1.8)	5/11
120	Haley STROWBRIDGE	SO	10.99m	36-% (-1.1)	4/20
133	Kyla NORELL	SO	10.90m	35-9% (0.2)	3/10
179	Erin ROWLAND	JR	10.70m	35-1% (1.6)	3/2
<b>6</b>	<b>MIT</b>	<b>44.45m</b>	<b>145-10</b>		
LW: --		<i>average</i>	<i>11.11m</i>	<i>36-5%</i>	
27	Jasmine JIN	SO	11.61mw	38-1% (3.2)	5/3
37	Elizabeth WEEKS	FR	11.48m	37-8 (-0.2)	5/3
140	Lucy LEE	FR	10.87mw	35-8 (3.5)	5/3
242	Sarah ISHAMUDDIN	FR	10.49m	34-5 (0.9)	3/31
<b>7</b>	<b>Millikin</b>	<b>44.42m</b>	<b>145-9</b>		
LW: --		<i>average</i>	<i>11.11m</i>	<i>36-5%</i>	
12	Brea BLACKWELL	FR	11.75m	38-6% (2.0)	3/30
124	Brianna NIEBRUGGE	FR	10.97m	36-0 (1.6)	4/14
140	Isabella NEWINGHAM	SO	10.87m	35-8 (1.0)	5/4
146	Maddie MEYER	FR	10.83mw	35-6% (3.6)	4/14
<b>8</b>	<b>SUNY Geneseo</b>	<b>44.24m</b>	<b>145-1</b>		
LW: --		<i>average</i>	<i>11.06m</i>	<i>36-3%</i>	
65	Camille WUTZ	SR	11.28m	37-% (1.2)	5/4
67	Hannah MADDEN	JR	11.22m	36-9% (1.0)	5/4
88	Jennifer JOSEPH	SO	11.13mw	36-6% (3.0)	5/4
195	Lauryn KRUPA	FR	10.61m	34-9% (0.8)	3/31
<b>9</b>	<b>Illinois Wesleyan</b>	<b>44.05m</b>	<b>144-6</b>		
LW: --		<i>average</i>	<i>11.01m</i>	<i>36-1%</i>	
76	Shante WILLIAMS	SR	11.19m	36-8% (0.0)	5/4
82	Cora WILKINSON	FR	11.16m	36-7% (1.6)	5/4
88	Nia LEE	FR	11.13m	36-6% (0.3)	5/4
209	Rachel OSOBA	JR	10.57m	34-8% (0.0)	5/4
<b>10</b>	<b>Beloit</b>	<b>44.00m</b>	<b>144-4</b>		
LW: --		<i>average</i>	<i>11.00m</i>	<i>36-1%</i>	
6	Eva LAUN-SMITH	FR	11.94m	39-2% (-0.4)	5/4
72	Aleeshah HEINZEN	JR	11.20m	36-9 (0.0)	5/4
195	Lena RAMSEY	FR	10.61m	34-9% (1.7)	5/11
--	Sydney CROCKETT	FR	10.25m	33-7% (1.9)	3/15
<b>11</b>	<b>Claremont-Mudd-Scrip</b>	<b>43.97m</b>	<b>144-3</b>		
LW: --		<i>average</i>	<i>10.99m</i>	<i>36-%</i>	
36	Amanda MELL	SO	11.50mw	37-8% (3.3)	4/7
88	Carolyn WEISMAN	FR	11.13m	36-6% (-1.8)	4/7
171	Michelle LILLY	SO	10.73m	35-2% (-1.4)	4/7
195	Geneva ECOLA	JR	10.61m	34-9% (1.0)	4/27
<b>12</b>	<b>Southern Maine</b>	<b>43.85m</b>	<b>143-10</b>		
LW: --		<i>average</i>	<i>10.96m</i>	<i>35-11%</i>	
13	Adela KALILWA	SO	11.74mw	38-6% (2.4)	3/30
56	Rachel INGRAM	SR	11.36m	37-3% (0.6)	5/3
--	Ashley JOYNER	SO	10.40mw	34-1% (2.6)	4/20
--	Samantha ROUND	SO	10.35mw	33-11% (2.8)	4/28
<b>13</b>	<b>Rowan</b>	<b>43.53m</b>	<b>142-9</b>		
LW: --		<i>average</i>	<i>10.88m</i>	<i>35-8%</i>	
41	Angel ROWE	SO	11.46m	37-7% (0.0)	4/20
179	Dominique PETERS	SO	10.70m	35-1% (0.1)	5/5
182	Laniece BROWN	FR	10.69mw	35-1 (2.6)	3/15
185	Michelle MCCAULEY	JR	10.68mw	35-% (2.1)	4/28
<b>14</b>	<b>CCNY</b>	<b>43.46m</b>	<b>142-7</b>		
LW: --		<i>average</i>	<i>10.87m</i>	<i>35-7%</i>	
34	Angeles ANUNAGBA	SR	11.52m	37-9% (-2.3)	5/5
160	Irish IYYADURAI	FR	10.77m	35-4 (-2.2)	5/5
191	Avery MAILLET	FR	10.64m	34-11 (0.5)	4/22
224	Lucy PIACENTINI	SO	10.53m	34-6% (0.1)	3/30
<b>15</b>	<b>Nebraska Wesleyan</b>	<b>43.22m</b>	<b>141-9</b>		
LW: --		<i>average</i>	<i>10.81m</i>	<i>35-5%</i>	
14	Hannah MANLEY	SR	11.73mw	38-6 (2.4)	5/10
107	Macy GUSTAFSON	FR	11.03mw	36-2% (2.5)	4/26
224	Jamie KNIGHT	SR	10.53mw	34-6% (3.4)	4/26
--	Haleigh BENSON	FR	9.93mw	32-7 (2.9)	4/13
<b>16</b>	<b>Dubuque</b>	<b>42.89m</b>	<b>140-8</b>		
LW: --		<i>average</i>	<i>10.72m</i>	<i>35-2%</i>	
67	Alyssa SKROVE	SO	11.22m	36-9% (0.0)	5/4
117	Jenna HEIMARK	SO	11.00m	36-1% (2.0)	4/21
191	Aleyha SLATTER	JR	10.64mw	34-11 (2.6)	4/21
--	Demetria JOHNSON	FR	10.03m	32-11 (1.2)	5/10



## 2018 Outdoor Track &amp; Field, Week #7

## Women's Shot Put

<b>1</b>	<b>UW-Eau Claire</b>	<b>54.76m</b>	<b>179-8</b>		
LW: --		average 13.69m		44-11	
2	Erica OAWSTER JR	15.11m	49-7	5/4	
4	JoHannah THEISEN SR	14.72m	48-3½	5/4	
49	Kassandra LUECK SO	12.85m	42-2	4/21	
115	Kalyssa WATTERS SO	12.08m	39-7¾	4/28	
<b>2</b>	<b>Carthage</b>	<b>53.47m</b>	<b>175-5</b>		
LW: --		average 13.37m		43-10¼	
13	Sarah SCHMIDT SO	13.70m	44-11½	5/4	
16	Mia BENNETT SR	13.63m	44-8¾	5/4	
17	Elizabeth WILLIS SO	13.62m	44-8¾	4/28	
65	Alicia NICOLAU SR	12.52m	41-1	5/4	
<b>3</b>	<b>Dubuque</b>	<b>51.97m</b>	<b>170-6</b>		
LW: --		average 12.99m		42-7¾	
3	Tanasha ATWATER SR	14.77m	48-5½	5/10	
60	Kayla SCHLICHTING SO	12.64m	41-5¾	5/4	
83	Adahja WEATHERS SO	12.33m	40-5¾	4/21	
94	Kayla SLOWICK FR	12.23m	40-1½	5/4	
<b>4</b>	<b>Oberlin</b>	<b>51.86m</b>	<b>170-1</b>		
LW: --		average 12.97m		42-6¾	
5	Monique NEWTON SR	14.48m	47-6¾	5/4	
25	Naeisha MCCLAIN SO	13.33m	43-9	3/22	
95	Jasmine KEEGAN SO	12.22m	40-1¼	4/21	
149	Ana RICHARDSON SR	11.83m	38-9¾	3/22	
<b>5</b>	<b>Brockport</b>	<b>51.79m</b>	<b>169-11</b>		
LW: --		average 12.95m		42-5¾	
1	Victoire KOTHOR SR	15.83m	51-11¼	5/4	
34	Audrey MILLER SR	13.15m	43-1¼	5/4	
198	Holly BUCCHERI SO	11.52m	37-9¾	5/4	
239	Mady DIBBLE SO	11.29m	37-½	5/4	
<b>6</b>	<b>Nebraska Wesleyan</b>	<b>51.72m</b>	<b>169-8</b>		
LW: --		average 12.93m		42-5¼	
7	Dayton DOLINCHECK SO	14.14m	46-4¾	4/5	
18	SteaVen BECKER SR	13.61m	44-8	5/10	
97	Jodi KOELLNER SR	12.19m	40-0	4/13	
156	Linnaea KONFRST SO	11.78m	38-7¾	4/5	
<b>7</b>	<b>Pacific (Ore.)</b>	<b>50.12m</b>	<b>164-5</b>		
LW: --		average 12.53m		41-1¾	
45	Karen DU JR	12.92m	42-4¾	3/31	
56	Megan WESEL JR	12.70m	41-8	3/31	
77	Dianna CHURCH SR	12.37m	40-7	4/20	
104	Emily DEYOUNG FR	12.13m	39-9¾	4/14	
<b>8</b>	<b>Wartburg</b>	<b>50.10m</b>	<b>164-4</b>		
LW: --		average 12.53m		41-1¼	
15	Sam HOLTZ SR	13.64m	44-9	5/10	
61	Abbie HAUPERT SR	12.63m	41-5¾	5/10	
123	Emma JACOBS FR	12.01m	39-5	4/27	
151	Anna REHBERG SO	11.82m	38-9¾	5/4	
<b>9</b>	<b>UW-Oshkosh</b>	<b>49.19m</b>	<b>161-4</b>		
LW: --		average 12.30m		40-4¼	
6	Isabella SAMUELS JR	14.18m	46-6¾	4/28	
75	Kahley LOGAN FR	12.39m	40-7¾	5/4	
195	Allie MARINEAU FR	11.53m	37-10	4/24	
--	Taya FLEISCHMAN FR	11.09m	36-4¾	4/12	
<b>10</b>	<b>Ithaca</b>	<b>49.11m</b>	<b>161-1</b>		
LW: --		average 12.28m		40-3¾	
42	Ariyahna BERNARD FR	12.95m	42-6	4/6	
48	Samantha HEALY FR	12.89m	42-3¾	4/13	
154	Kendall WELLAUER SO	11.79m	38-8¾	4/6	
206	Charis LU SR	11.48m	37-8	5/10	
<b>11</b>	<b>Aurora</b>	<b>48.59m</b>	<b>159-5</b>		
LW: --		average 12.15m		39-10¼	
29	Hannah MEAGER SR	13.20m	43-3¾	5/4	
110	Katie GONTERMAN FR	12.11m	39-8¾	4/28	
151	Auset KHERU FR	11.82m	38-9¾	5/4	
211	Jocelyn OCON SO	11.46m	37-7¾	4/20	
<b>12</b>	<b>Otterbein</b>	<b>48.52m</b>	<b>159-2</b>		
LW: --		average 12.13m		39-9¾	
31	Marie THORNTON SR	13.19m	43-3¾	4/27	
49	Mackenzie SWARY JR	12.85m	42-2	4/27	
85	Emily FINNEGAN JR	12.32m	40-5	4/27	
--	Alexis SNYDER JR	10.16m	33-4	4/7	
<b>13</b>	<b>Whitworth</b>	<b>48.24m</b>	<b>158-3</b>		
LW: --		average 12.06m		39-7	
23	Chloe QUINNETT SR	13.49m	44-3¾	5/11	
36	Danielle OPENIANO SR	13.09m	42-11½	5/11	
187	Isabel CLARK JR	11.57m	37-11½	4/9	
--	Sarah COOL SO	10.09m	33-1¼	5/11	
<b>14</b>	<b>UW-Stout</b>	<b>48.14m</b>	<b>157-11</b>		
LW: --		average 12.04m		39-6	
79	Morgan DENTON FR	12.36m	40-6¾	4/12	
129	Demi FLOOR FR	11.96m	39-3	5/4	
134	Kayla PABST SR	11.92m	39-1¼	5/4	
139	Emma WITTLIFF FR	11.90m	39-½	4/24	
<b>15</b>	<b>UW-La Crosse</b>	<b>48.03m</b>	<b>157-7</b>		
LW: --		average 12.01m		39-4¾	
62	Mackenzie BOEHLKE FR	12.61m	41-4¾	5/4	
74	Brianna SCHYVINCK SO	12.41m	40-8¾	5/4	
195	Kara GILMEISTER SO	11.53m	37-10	4/12	
206	Brittney KEACH SR	11.48m	37-8	4/21	
<b>16</b>	<b>Loras</b>	<b>47.97m</b>	<b>157-4</b>		
LW: --		average 11.99m		39-4¾	
92	Kayla WEATHERLY FR	12.26m	40-2¾	5/10	
104	Anna HEDGES JR	12.13m	39-9¾	5/10	
106	Carly FISCHER FR	12.12m	39-9¾	5/4	
211	Megan GRONAU FR	11.46m	37-7¾	5/10	



## 2018 Outdoor Track &amp; Field, Week #7

## Women's Discus

<b>1</b>		<b>Carthage</b>	<b>183.35</b>	<b>601-6</b>
LW: --		average 45.84m 150-4		
4	Sarah SCHMIDT	SO	46.97m	154-1 5/4
5	Elanta SLOWEK	SR	46.85m	153-8 4/28
6	Mia BENNETT	SR	46.80m	153-6 4/20
29	Elizabeth WILLIS	SO	42.73m	140-2 4/20

<b>2</b>		<b>Dubuque</b>	<b>177.27</b>	<b>581-7</b>
LW: --		average 44.32m 145-4		
11	Shelby LANE	JR	46.13m	151-4 4/27
19	Kayla SLOWICK	FR	44.04m	144-6 4/27
20	Abigail WILLIS	SR	43.71m	143-5 4/21
22	Rebecca BURMAHL	JR	43.39m	142-4 4/27

<b>3</b>		<b>UW-Stout</b>	<b>174.04</b>	<b>571-0</b>
LW: --		average 43.51m 142-9		
3	Heidi LIEFFORT	SR	47.50m	155-10 5/4
14	Lydia MEIER	SR	45.11m	148-0 5/4
59	Ash PATTERSON	FR	40.85m	134-0 4/12
62	Kayla PABST	SR	40.58m	133-1 4/24

<b>4</b>		<b>Oberlin</b>	<b>173.47</b>	<b>569-1</b>
LW: --		average 43.37m 142-3		
2	Monique NEWTON	SR	48.85m	160-3 5/4
24	Ana RICHARDSON	SR	43.10m	141-5 5/11
46	Jasmine KEEGAN	SO	41.67m	136-8 4/14
71	Maya ENGLISH	SO	39.85m	130-9 5/4

<b>5</b>		<b>Nebraska Wesleyan</b>	<b>167.01</b>	<b>547-11</b>
LW: --		average 41.75m 136-11		
17	SteaVen BECKER	SR	44.18m	144-11 4/26
23	Linnaea KONFRST	SO	43.14m	141-6 4/26
32	Maddie FITZGIBBONS	JR	42.50m	139-5 4/26
159	Jodi KOELLNER	SR	37.19m	122-0 4/26

<b>6</b>		<b>Hamline</b>	<b>161.77</b>	<b>530-9</b>
LW: --		average 40.44m 132-8		
10	Jessie JUENEMANN	SO	46.48m	152-6 4/28
65	Savanna KEISER	SO	40.16m	131-9 4/28
113	Nyjah WILLIS	FR	38.55m	126-5 4/21
186	Jayda BAGSTAD	FR	36.58m	120-0 5/11

<b>7</b>		<b>Aurora</b>	<b>160.53</b>	<b>526-8</b>
LW: --		average 40.13m 131-8		
8	Hannah MEAGER	SR	46.71m	153-3 4/28
68	Jocelyn OCON	SO	40.02m	131-3 4/20
147	Auset KHERU	FR	37.34m	122-6 4/20
192	Rakeya MARTIN	FR	36.46m	119-7 5/4

<b>8</b>		<b>UW-Eau Claire</b>	<b>160.40</b>	<b>526-3</b>
LW: --		average 40.10m 131-6		
1	Erica OAWSTER	JR	49.85m	163-6 5/13
156	JoHannah THEISEN	SR	37.23m	122-1 4/21
182	Kalyssa WATTERS	SO	36.70m	120-5 5/4
184	Kassandra LUECK	SO	36.62m	120-1 4/12

<b>9</b>		<b>Texas Lutheran</b>	<b>159.43</b>	<b>523-0</b>
LW: --		average 39.86m 130-9		
54	Hannah KIPP	FR	41.31m	135-6 3/31
74	Dejah CARR	FR	39.75m	130-5 4/27
83	Brielle BROWN	SR	39.52m	129-8 4/27
101	Jada JACKSON	FR	38.85m	127-5 4/27

<b>10</b>		<b>Central (Iowa)</b>	<b>158.64</b>	<b>520-5</b>
LW: --		average 39.66m 130-1		
27	Gillian STREIT	FR	42.81m	140-5 5/10
32	Kennedy MORRIS	FR	42.50m	139-5 5/5
143	Emily BURT	SO	37.47m	122-11 5/5
221	Lillian SMITHSON	SO	35.86m	117-8 5/10

<b>11</b>		<b>Brockport</b>	<b>154.31</b>	<b>506-3</b>
LW: --		average 38.58m 126-6		
25	Victoire KOTHOR	SR	42.97m	140-11 5/4
45	Mady DIBBLE	SO	41.69m	136-9 5/4
91	Lelly HOOSE	JR	39.33m	129-0 4/21
--	Michelle VAYNER	SO	30.32m	99-5 4/14

<b>12</b>		<b>Wartburg</b>	<b>154.13</b>	<b>505-8</b>
LW: --		average 38.53m 126-5		
58	Serina HOVDEN	FR	40.88m	134-1 4/27
88	Anna REHBERG	SO	39.39m	129-2 4/12
99	Emma JACOBS	FR	38.94m	127-9 4/27
--	Dani JOHNSON	FR	34.92m	114-7 5/4

<b>13</b>		<b>UW-La Crosse</b>	<b>153.98</b>	<b>505-2</b>
LW: --		average 38.50m 126-3		
28	Amanda SABOURIN	FR	42.75m	140-3 5/4
85	Mackenzie BOEHLKE	FR	39.48m	129-6 5/13
216	Anna AUTEN	SO	35.95m	117-11 4/21
226	Morgan LEMKE	FR	35.80m	117-5 5/4

<b>14</b>		<b>Baldwin Wallace</b>	<b>152.37</b>	<b>499-11</b>
LW: --		average 38.09m 124-11		
53	Brooke BUCKHANNON	SO	41.35m	135-8 4/7
124	Carol FOSTER	FR	38.24m	125-5 3/23
151	Jillian ROBERTS	SO	37.30m	122-4 3/17
241	Breeanna KARAM	SO	35.48m	116-5 4/27

<b>15</b>		<b>Loras</b>	<b>150.18</b>	<b>492-8</b>
LW: --		average 37.55m 123-2		
49	Carly FISCHER	FR	41.53m	136-3 4/20
140	Anna HEDGES	JR	37.54m	123-2 5/10
233	Esther JOHNSON	JR	35.65m	116-11 4/12
244	Megan GRONAU	FR	35.46m	116-4 4/20

<b>16</b>		<b>Manchester</b>	<b>150.10</b>	<b>492-5</b>
LW: --		average 37.53m 123-1		
31	Jacey CAUHORN	SR	42.57m	139-8 4/27
144	Bailey SEWELL	FR	37.43m	122-9 4/27
158	Whitney WHITE	SR	37.20m	122-0 4/20
--	Austin JONES	SO	32.90m	107-11 3/31



## 2018 Outdoor Track &amp; Field, Week #7

## Women's Hammer

<b>1</b>	<b>Dubuque</b>	<b>205.24</b>	<b>673-4</b>
LW: --		average 51.31m	168-4
7	Rebecca BURMAHL JR	54.86m	180-0 5/10
8	Tanasha ATWATER SR	54.81m	179-10 5/10
46	Shelby LANE JR	48.19m	158-1 5/10
56	Lauren EGNARSKI SR	47.38m	155-5 5/10
<b>2</b>	<b>Carthage</b>	<b>204.27</b>	<b>670-2</b>
LW: --		average 51.07m	167-6
3	Mia BENNETT SR	57.55m	188-9 4/20
19	Sarah SCHMIDT SO	51.89m	170-3 5/4
40	Elizabeth WILLIS SO	48.89m	160-5 5/4
92	Alicia NICOLAU SR	45.94m	150-8 5/4
<b>3</b>	<b>Oberlin</b>	<b>202.27</b>	<b>663-7</b>
LW: --		average 50.57m	165-11
5	Monique NEWTON SR	55.62m	182-5 5/11
22	Ana RICHARDSON SR	51.22m	168-0 4/14
43	Maya ENGLISH SO	48.76m	159-11 5/11
76	Jasmine KEEGAN SO	46.67m	153-1 4/14
<b>4</b>	<b>Rhode Island College</b>	<b>200.02</b>	<b>656-3</b>
LW: --		average 50.01m	164-0
11	Chelsea YANG FR	53.34m	175-0 4/14
15	Destinee BARRETT SR	52.79m	173-2 5/11
53	Funmibi YUSUFF SO	47.61m	156-2 5/3
83	Melissa MEIJA FR	46.28m	151-10 4/7
<b>5</b>	<b>UW-Stout</b>	<b>197.40</b>	<b>647-7</b>
LW: --		average 49.35m	161-11
2	Lydia MEIER SR	58.95m	193-5 3/16
18	Kayla PABST SR	52.17m	171-2 4/28
119	Kami SAWTELLE FR	44.35m	145-6 5/4
181	Alyson WILCOX JR	41.93m	137-6 4/28
<b>6</b>	<b>Ithaca</b>	<b>188.20</b>	<b>617-5</b>
LW: --		average 47.05m	154-4
31	Caitlin NOONAN SR	49.79m	163-4 5/10
78	Ariyahna BERNARD FR	46.49m	152-6 5/10
90	Kendall WELLAUER SO	45.97m	150-10 5/4
91	Charis LU SR	45.95m	150-9 4/13
<b>7</b>	<b>Loras</b>	<b>186.77</b>	<b>612-9</b>
LW: --		average 46.69m	153-2
42	Esther JOHNSON JR	48.78m	160-0 4/12
72	Anna HEDGES JR	46.82m	153-7 5/4
95	Michelle BUDDEN SO	45.78m	150-2 5/4
104	Carly FISCHER FR	45.39m	148-11 3/28
<b>8</b>	<b>UW-La Crosse</b>	<b>184.57</b>	<b>605-6</b>
LW: --		average 46.14m	151-4
36	Brianna SCHYVINCK SO	49.17m	161-4 5/13
37	Mackenzie BOEHLKE FR	49.08m	161-0 5/4
50	Kara GILMEISTER SO	47.91m	157-2 4/24
--	Julie FLEEGAL FR	38.41m	126-0 4/21
<b>9</b>	<b>UT Tyler</b>	<b>183.44</b>	<b>601-10</b>
LW: --		average 45.86m	150-5
41	Lexie PETTY SO	48.81m	160-1 4/14
60	Baylee COCHRAN SO	47.18m	154-9 5/11
108	Michaela MCGEARY FR	45.15m	148-1 5/4
169	Sydney MAKOWSKI SO	42.30m	138-9 5/4
<b>10</b>	<b>Manchester</b>	<b>180.33</b>	<b>591-7</b>
LW: --		average 45.08m	147-11
59	Kara BREUCKMAN SR	47.23m	154-11 3/31
63	Austin JONES SO	47.02m	154-3 5/10
115	Jacey CAUHORN SR	44.53m	146-1 4/27
191	Katlyn KENNEDY SO	41.55m	136-4 4/27
<b>11</b>	<b>WPI</b>	<b>180.01</b>	<b>590-7</b>
LW: --		average 45.00m	147-7
55	Faye GAUTHIER SO	47.57m	156-1 5/3
70	Kendra O'MALLEY JR	46.92m	153-11 4/28
120	Aleye MOMODU SO	44.30m	145-4 4/28
208	Kirsten HERCHENRODER SR	41.22m	135-3 4/21
<b>12</b>	<b>Concordia Chicago</b>	<b>179.20</b>	<b>587-11</b>
LW: --		average 44.80m	146-11
17	Jessica WILSON JR	52.55m	172-5 5/10
150	Kimberlyn GADAWSKI SO	43.03m	141-2 5/10
163	Sarah LACOST SR	42.64m	139-10 5/4
220	Cassandra GARZA FR	40.98m	134-5 5/4
<b>13</b>	<b>Brockport</b>	<b>179.12</b>	<b>587-8</b>
LW: --		average 44.78m	146-11
9	Victoire KOTHOR SR	53.80m	176-6 5/4
126	Lelly HOOSE JR	44.09m	144-8 4/21
229	Olivia GEORGE FR	40.71m	133-6 4/14
234	Julia FLINT FR	40.52m	132-11 5/4
<b>13</b>	<b>Nebraska Wesleyan</b>	<b>179.12</b>	<b>587-8</b>
LW: --		average 44.78m	146-11
20	Jodi KOELLNER SR	51.87m	170-2 5/10
113	Maddie FITZGIBBONS JR	44.71m	146-8 4/13
183	Linnaea KONFRST SO	41.88m	137-5 4/26
231	Dayton DOLINCHECK SO	40.66m	133-4 5/10
<b>15</b>	<b>Stockton</b>	<b>175.54</b>	<b>575-11</b>
LW: --		average 43.89m	143-11
69	Emily HIGBEE SR	46.94m	154-0 4/20
111	Isabel BARSCH JR	44.92m	147-4 4/28
174	Charlotte LEON FR	42.19m	138-5 4/6
196	Allyson PANIKOWSKI SR	41.49m	136-1 5/5
<b>16</b>	<b>Baldwin Wallace</b>	<b>174.84</b>	<b>573-7</b>
LW: --		average 43.71m	143-5
24	Brooke BUCKHANNON SO	50.49m	165-7 4/14
65	Madeline ZICCARDI SR	47.01m	154-2 4/14
243	Jillian ROBERTS SO	40.24m	132-0 4/21
--	Madison PHILLIPS SR	37.10m	121-8 3/17





## 2018 Outdoor Track &amp; Field, Week #7

## Women's Javelin

<b>1</b>	<b>George Fox</b>	<b>155.09</b>	<b>508-10</b>
LW: --		average 38.77m	127-2
30	Annie WRIGHT	JR	40.18m 131-10 3/22
41	Demi GUILD	FR	39.54m 129-8 4/20
69	Haley STROWBRIDGE	SO	37.74m 123-10 5/11
73	Elizabeth CRUICKSHANK	JR	37.63m 123-5 3/22
<b>2</b>	<b>Pacific Lutheran</b>	<b>152.04</b>	<b>498-10</b>
LW: --		average 38.01m	124-8
5	Machaela GRADY	SR	44.55m 146-2 5/11
64	Olga MOGEN	JR	38.00m 124-8 3/2
105	Carlie KILCUP	SO	36.31m 119-1 3/10
208	Emma PETERS	SO	33.18m 108-10 3/10
<b>3</b>	<b>Calvin</b>	<b>148.43</b>	<b>486-11</b>
LW: --		average 37.11m	121-9
18	Allison ROZELL	SO	41.67m 136-8 3/23
49	Brooke VAN LENTEN	FR	38.91m 127-8 3/23
169	Annika STAAL	SO	34.00m 111-6 5/3
176	Annaka EDIGER	FR	33.85m 111-0 5/3
<b>4</b>	<b>Middlebury</b>	<b>146.81</b>	<b>481-8</b>
LW: --		average 36.70m	120-5
55	Devon PLAYER	SR	38.44m 126-1 4/7
72	Julia LOTHROP	JR	37.65m 123-6 3/24
113	Helene ROWLAND	SO	35.92m 117-10 3/31
145	Rebecca GORMAN	SO	34.80m 114-2 4/14
<b>5</b>	<b>Whitworth</b>	<b>144.70</b>	<b>474-9</b>
LW: --		average 36.18m	118-8
8	Isabel CLARK	JR	43.84m 143-10 5/9
118	Sarah COOL	SO	35.73m 117-2 3/17
158	Kayla BRASE	SR	34.41m 112-10 4/9
--	Taya DEFRANCE	SO	30.72m 100-9 3/3
<b>6</b>	<b>Dubuque</b>	<b>143.31</b>	<b>470-2</b>
LW: --		average 35.83m	117-6
10	Abigail WILLIS	SR	43.44m 142-6 4/12
99	Kelsey BETTHAUSER	JR	36.52m 119-9 5/10
--	Emily SCHWENDINGER	SO	32.03m 105-1 5/10
--	Aleyha SLATTER	JR	31.32m 102-9 5/4
<b>7</b>	<b>Connecticut College</b>	<b>142.82</b>	<b>468-7</b>
LW: --		average 35.71m	117-1
24	Aly SAPERSTEIN	SR	40.93m 134-3 5/3
46	Olivia VENER	SR	39.05m 128-1 5/3
241	Emily SENATORE	JR	32.48m 106-6 4/14
--	Shannon KENNEDY	JR	30.36m 99-7½ 5/11
<b>8</b>	<b>Moravian</b>	<b>141.76</b>	<b>465-1</b>
LW: --		average 35.44m	116-3
3	Mary Kate DUNCAN	SR	45.30m 148-7 4/13
166	Emma BLADES	SO	34.13m 111-11 4/13
235	Hailee YODER	SO	32.57m 106-10 5/5
--	Jordan LUCIANO	JR	29.76m 97-7½ 4/20
<b>9</b>	<b>Luther</b>	<b>141.69</b>	<b>464-10</b>
LW: --		average 35.42m	116-2
87	Marta SPRINGER	JR	37.03m 121-6 5/10
104	Sarah HOLTZ	SO	36.35m 119-3 5/10
150	Jessica JUNKER	FR	34.69m 113-9 5/10
191	Aubrey HIGHUM	SO	33.62m 110-3 4/28
<b>10</b>	<b>Linfield</b>	<b>140.81</b>	<b>461-11</b>
LW: --		average 35.20m	115-6
21	Dana BROOKS	FR	41.08m 134-9 4/20
126	Maddie SHIRLEY	JR	35.29m 115-9 3/2
132	Morgan CHAMBERLAIN	SO	35.12m 115-2 3/17
--	Mehana SABADO-HALPERN	JR	29.32m 96-2½ 4/9
<b>11</b>	<b>UW-La Crosse</b>	<b>140.11</b>	<b>459-8</b>
LW: --		average 35.03m	114-11
85	Amanda SABOURIN	FR	37.12m 121-9 4/12
144	Sarah GILLES	SR	34.83m 114-3 4/12
146	Kaitlyn GANRUDE	JR	34.78m 114-1 4/28
200	Anna AUTEN	SO	33.38m 109-6 5/4
<b>12</b>	<b>Brockport</b>	<b>139.17</b>	<b>456-7</b>
LW: --		average 34.79m	114-1
2	Audrey MILLER	SR	45.59m 149-7 4/26
59	Cheyenne VIVLAMORE ZION	SO	38.16m 125-2 5/11
--	Brianna RICHARDSON	SR	30.40m 99-9 4/28
--	Kiersten BONESTEEL	SR	25.02m 82-1 4/21
<b>13</b>	<b>St. Benedict</b>	<b>137.17</b>	<b>450-0</b>
LW: --		average 34.29m	112-6
56	Jenna DEGEN	JR	38.37m 125-10 5/11
95	Niki FOKKEN	SR	36.63m 120-2 5/11
249	Suntina SPEHAR	SO	32.22m 105-8 5/11
--	Megan SUNDSTROM	SR	29.95m 98-3¼ 4/21
<b>14</b>	<b>Monmouth (Ill.)</b>	<b>136.39</b>	<b>447-5</b>
LW: --		average 34.10m	111-10
14	Madi SCHULENBERG	SR	42.53m 139-6 5/11
230	Leigha SEBBEN	FR	32.65m 107-1 5/11
--	Maddie DOHLEMAN	SR	31.00m 101-8 5/5
--	Hannah MCVEY	FR	30.21m 99-1½ 4/24
<b>15</b>	<b>RPI</b>	<b>136.28</b>	<b>447-1</b>
LW: --		average 34.07m	111-9
83	Mara GIGA	JR	37.21m 122-1 4/7
84	Aurora FREEDMAN	JR	37.13m 121-10 4/7
--	Lorna DREXLER	FR	31.56m 103-6 5/4
--	Charlotte TEUNISSE	SO	30.38m 99-8¼ 4/29
<b>16</b>	<b>Rutgers-Camden</b>	<b>136.23</b>	<b>446-11</b>
LW: --		average 34.06m	111-9
97	Jordan ERSKINE	SO	36.57m 119-11 4/6
119	Kyleigh STEVENSON	SO	35.69m 117-1 4/27
239	Lorraine MAHONEY	FR	32.50m 106-7 5/5
--	Nicole DEMARCO	SO	31.47m 103-3 3/31





# 2018 Outdoor Track & Field, Week #7

## Women's Heptathlon

<b>1</b>	<b>Whitworth</b>	<b>17,602</b>
LW: --		average 4,401

4	Isabel CLARK	JR	4,704	4/9
16	Sarah COOL	SO	4,461	5/11
28	Kayla BRASE	SR	4,328	4/9
41	Sarah MARTINEZ	SR	4,109	4/9

<b>2</b>	<b>SUNY Geneseo</b>	<b>17,407</b>
LW: --		average 4,352

5	Shayna HELD	JR	4,685	4/21
10	Emily LAVARNWAY	FR	4,532	5/4
17	Madeline HAMMER	SR	4,459	5/4
75	Alexa LAPIERRE	SO	3,731	5/4

<b>3</b>	<b>UW-Eau Claire</b>	<b>17,035</b>
LW: --		average 4,259

2	Sarah GLIDDEN	SR	4,918	4/21
9	Megan WALLACE	FR	4,574	5/4
70	Mandie BULTMAN	JR	3,836	4/21
77	Amber HARRIS	SR	3,707	4/21

<b>4</b>	<b>UW-La Crosse</b>	<b>16,859</b>
LW: --		average 4,215

14	Amanda WIEBKE	SO	4,470	4/21
31	Kemmesha THOMAS	SO	4,259	5/4
33	Sarah GILLES	SR	4,237	5/4
62	Ariel MALVITZ	FR	3,893	4/21

<b>5</b>	<b>Johns Hopkins</b>	<b>16,047</b>
LW: --		average 4,012

21	Jenn SU	SR	4,428	5/4
25	Maya HAMMONDS	JR	4,397	4/12
81	Annie GUTIERREZ	FR	3,683	5/4
102	Caitlin WAIN	JR	3,539	4/12

<b>6</b>	<b>Rochester (N.Y.)</b>	<b>15,646</b>
LW: --		average 3,912

3	Kylee BARTLETT	JR	4,890	5/4
32	Hannah DUTTWEILER	SO	4,242	5/4
57	Eileen BEQUETTE	FR	3,941	5/4
192	Cassidy LEIGHT	SO	2,573	5/4

<b>7</b>	<b>Central (Iowa)</b>	<b>15,528</b>
LW: --		average 3,882

38	Mary GRAY	FR	4,160	5/10
52	Kiki PINGEL	FR	4,010	4/18
73	Courtney KRUTHOFF	FR	3,807	5/10
97	Merissa LARSON	JR	3,551	5/10

<b>8</b>	<b>Luther</b>	<b>14,877</b>
LW: --		average 3,719

45	Marta SPRINGER	JR	4,075	5/10
63	Morgan SAMMONS	SR	3,880	4/20
103	Sarah HOLTZ	SO	3,522	4/20
123	Jessica JUNKER	FR	3,400	4/20

<b>9</b>	<b>UW-Stevens Point</b>	<b>14,652</b>
LW: --		average 3,663

22	Sylviane MOMONT	SO	4,427	5/4
52	Alex GRUBBS	SO	4,010	5/4
152	Makenzie WARD	SO	3,160	4/20
159	Alexia BEECHER	JR	3,055	4/20

<b>10</b>	<b>Utica</b>	<b>14,055</b>
LW: --		average 3,514

91	Shannon GLEASON	FR	3,584	4/12
109	Michelle RODRIGUEZ	JR	3,497	4/21
109	Brittany CHARLONNE	JR	3,497	4/21
114	Stephanie FEATHERS	FR	3,477	4/21

<b>11</b>	<b>SUNY Cortland</b>	<b>12,317</b>
LW: --		average 3,079

122	Kimberly WHITE	FR	3,404	4/12
131	Alexandra GALUS	SO	3,351	5/4
158	Nicole WISE	FR	3,063	5/4
196	Teagan PERRY	SR	2,499	5/4

<b>12</b>	<b>Rowan</b>	<b>11,910</b>
LW: --		average 2,978

68	Kim JOHNSON	SR	3,853	5/5
160	oluwapelumi ADESINA	SO	3,039	5/5
165	Jeimi CHAMALIAN	JR	2,991	5/5
204	Anna BODDY	FR	2,027	5/5

<b>13</b>	<b>Fontbonne</b>	<b>9,845</b>
LW: --		average 2,461

168	Katie GOSSER	SO	2,988	5/11
186	Emily BAY	SO	2,684	5/11
202	Jaylah JONES	SO	2,100	3/23
203	Colleen GOSSER	SO	2,073	3/23