



2018 Outdoor Track & Field, Week #8

Men's 100 Meters

| | | |
|----------|---------------------|---------------|
| 1 | UW-La Crosse | 42.88 |
| LW: -- | | average 10.72 |

| | | | | | |
|-----|----------------|----|-------|-------|-----|
| 1 | Ernest WINTERS | SR | 10.42 | (1.9) | 5/4 |
| 22 | Josh KOENECKE | FR | 10.67 | (1.9) | 5/4 |
| 73 | Rob WILLISON | SO | 10.86 | (1.9) | 5/4 |
| 108 | Jim HOESLEY | SO | 10.93 | (1.9) | 5/4 |

| | | |
|----------|---------------------|---------------|
| 2 | John Carroll | 43.32 |
| LW: -- | | average 10.83 |

| | | | | | |
|----|------------------|----|--------|-------|------|
| 15 | Hayden SNOW | SO | 10.62 | (0.3) | 5/17 |
| 35 | Deven WARD | FR | 10.73 | (0.3) | 5/17 |
| 58 | Cole WEIRICH | JR | 10.81w | (2.1) | 4/14 |
| -- | Austin MCILVAINE | SR | 11.16 | (1.4) | 5/11 |

| | | |
|----------|-----------------|---------------|
| 3 | Redlands | 43.39 |
| LW: -- | | average 10.85 |

| | | | | | |
|-----|-----------------|----|--------|-------|------|
| 3 | Luke BOHLINGER | JR | 10.43w | (3.2) | 4/27 |
| 99 | MJ WHEELER | FR | 10.92w | (3.0) | 5/16 |
| 163 | Marvin PERKINS | FR | 11.02w | (3.4) | 5/16 |
| 163 | Domanick MURRAY | FR | 11.02w | (3.0) | 5/16 |

| | | |
|----------|---------------|---------------|
| 4 | Wesley | 43.40 |
| LW: -- | | average 10.85 |

| | | | | | |
|-----|---------------------|----|--------|-------|------|
| 34 | Christian SAULSBURY | FR | 10.72 | (1.2) | 3/31 |
| 58 | Greg TAYLOR | SR | 10.81 | (0.8) | 5/16 |
| 82 | John HERIOT | FR | 10.88w | (3.7) | 3/31 |
| 146 | Aaron GAITHER | FR | 10.99 | (1.1) | 5/16 |

| | | |
|----------|-----------------------|---------------|
| 5 | Texas Lutheran | 43.51 |
| LW: -- | | average 10.88 |

| | | | | | |
|-----|---------------|----|--------|-------|------|
| 46 | Paris FOSTER | SO | 10.77w | (3.1) | 3/31 |
| 58 | Darren JONES | SO | 10.81 | (1.6) | 4/27 |
| 121 | Michael WONG | FR | 10.96 | (1.5) | 4/27 |
| 132 | Bryce JOHNSON | SR | 10.97 | (1.5) | 4/27 |

| | | |
|----------|-------------------|---------------|
| 6 | UW-Oshkosh | 43.57 |
| LW: -- | | average 10.89 |

| | | | | | |
|-----|----------------|----|--------|-------|------|
| 5 | Erik SCHWANDT | FR | 10.52w | (3.6) | 4/24 |
| 77 | Ryan POWERS | JR | 10.87w | (3.7) | 4/28 |
| 154 | Robert OGBULI | FR | 11.00w | (2.6) | 5/4 |
| -- | Nolan PETERSON | SR | 11.18w | (3.1) | 4/21 |

| | | |
|----------|----------------------|---------------|
| 7 | UW-Whitewater | 43.59 |
| LW: -- | | average 10.90 |

| | | | | | |
|-----|----------------|----|--------|-------|------|
| 1 | Parker WITT | SR | 10.42w | (3.2) | 4/28 |
| 190 | Tyreik THOMAS | FR | 11.05 | (2.0) | 4/28 |
| 190 | Dwayne FORD | FR | 11.05w | (3.7) | 4/28 |
| 209 | Jake SCHNEIDER | SO | 11.07 | (1.0) | 4/20 |

| | | |
|----------|----------------|---------------|
| 8 | Dubuque | 43.62 |
| LW: -- | | average 10.91 |

| | | | | | |
|-----|-----------------------|----|--------|-------|------|
| 25 | Kyle THOMAS | FR | 10.68 | (1.4) | 5/10 |
| 77 | Clayton GRAY | SR | 10.87 | (0.6) | 5/4 |
| 172 | Isaiah ELLIS | JR | 11.03 | (0.5) | 4/21 |
| 181 | Maurice CUSHION-LEWIS | SO | 11.04w | (2.5) | 4/21 |

| | | |
|----------|-------------------------|---------------|
| 9 | Illinois College | 43.66 |
| LW: -- | | average 10.92 |

| | | | | | |
|-----|---------------|----|-------|-------|------|
| 39 | Gregary CROSS | JR | 10.75 | (0.3) | 5/11 |
| 117 | Chris MOORE | JR | 10.95 | (0.3) | 5/11 |
| 121 | Nife WILLIAMS | SO | 10.96 | (0.8) | 5/16 |
| 154 | Brett PEIFER | JR | 11.00 | (0.1) | 5/5 |

| | | |
|-----------|--------------------------|---------------|
| 10 | Virginia Wesleyan | 43.66 |
| LW: -- | | average 10.92 |

| | | | | | |
|----|-------------------|----|--------|-------|------|
| 32 | Jordan ARD | FR | 10.71 | (1.6) | 4/20 |
| 70 | Keyontae NORFLEET | SO | 10.85 | (1.4) | 5/13 |
| 77 | Curtis DUDLEY | SO | 10.87w | (2.5) | 5/2 |
| -- | Armon ARDILA | JR | 11.23 | (0.4) | 3/31 |

| | | |
|-----------|--------------|---------------|
| 11 | Rowan | 43.68 |
| LW: -- | | average 10.92 |

| | | | | | |
|-----|------------------|----|--------|--------|------|
| 25 | Julian PRATT | SO | 10.68 | (1.3) | 5/16 |
| 121 | Shai MUMFORD | JR | 10.96 | (-1.9) | 4/6 |
| 160 | Jonathan RAMIREZ | SR | 11.01w | (2.4) | 3/15 |
| 172 | Steven JONES | SR | 11.03 | (1.2) | 5/5 |

| | | |
|-----------|------------------|---------------|
| 12 | Stevenson | 43.71 |
| LW: -- | | average 10.93 |

| | | | | | |
|-----|-----------------|----|-------|-------|-----|
| 39 | Kendall BELSER | JR | 10.75 | (1.0) | 5/3 |
| 99 | Dereck DAVIS | FR | 10.92 | (1.0) | 5/3 |
| 154 | Matt RIGGINS | JR | 11.00 | (0.0) | 5/3 |
| 181 | Morgan CHEATHAM | JR | 11.04 | (1.0) | 5/3 |

| | | |
|-----------|---------------------|---------------|
| 12 | UMass Boston | 43.71 |
| LW: -- | | average 10.93 |

| | | | | | |
|-----|-----------------|----|--------|--------|------|
| 8 | Dominic NDA | SR | 10.57w | (2.3) | 5/3 |
| 146 | Stefan POWELL | SO | 10.99 | (1.8) | 5/3 |
| 209 | Bless AMEDOADZI | JR | 11.07 | (-1.1) | 4/28 |
| 222 | Garth MIRIYOGA | SR | 11.08 | (1.1) | 4/14 |

| | | |
|-----------|-------------------|---------------|
| 14 | Occidental | 43.78 |
| LW: -- | | average 10.95 |

| | | | | | |
|-----|---------------|----|--------|--------|------|
| 29 | Tyler WEBB | SO | 10.70w | (3.6) | 5/16 |
| 91 | Hugh PEGAN | SR | 10.89w | (2.5) | 4/27 |
| 209 | Chris TORIBIO | JR | 11.07 | (-0.2) | 3/31 |
| -- | Charles MARKS | FR | 11.12w | (3.0) | 5/16 |

| | | |
|-----------|----------------------|---------------|
| 15 | Buffalo State | 43.79 |
| LW: -- | | average 10.95 |

| | | | | | |
|-----|-----------------|----|--------|-------|------|
| 28 | Robert LIEBEL | SR | 10.69 | (1.3) | 5/16 |
| 73 | Eric VASSELL | FR | 10.86w | (3.4) | 5/4 |
| 163 | Blaine BILLINGS | JR | 11.02w | (3.4) | 5/4 |
| -- | Elijah LAWAL | SR | 11.22 | (1.2) | 5/11 |

| | | |
|-----------|-------------------|---------------|
| 16 | George Fox | 43.82 |
| LW: -- | | average 10.96 |

| | | | | | |
|-----|--------------|----|--------|-------|------|
| 39 | Vernon LOTT | SR | 10.75 | (0.1) | 3/22 |
| 97 | Kenny MAY | JR | 10.91 | (0.1) | 3/22 |
| 138 | Colin HYATT | SO | 10.98 | (0.1) | 3/22 |
| -- | Brock ROGERS | FR | 11.18w | (2.3) | 5/11 |



2018 Outdoor Track & Field, Week #8

Men's 100 Meters

16 Saint John's (Minn.) 43.82

LW: -- *average 10.96*

| | | | | | |
|-----|-------------------|----|--------|-------|------|
| 8 | Ryan MILLER | FR | 10.57w | (2.1) | 5/11 |
| 73 | Drew SCHOENBAUER | JR | 10.86w | (3.8) | 5/11 |
| 163 | Nick GANNON | FR | 11.02 | (0.9) | 5/5 |
| -- | Randall CLINTSMAN | SO | 11.37w | (2.1) | 5/11 |



2018 Outdoor Track & Field, Week #8

Men's 200 Meters

| | | |
|----------|---------------------|----------------|
| 1 | UW-La Crosse | 1:26.88 |
| LW: -- | | average 21.72 |

| | | | | | |
|-----|----------------|----|--------|--------|------|
| 3 | Ernest WINTERS | SR | 21.14 | (-0.2) | 5/4 |
| 31 | Josh KOENECKE | FR | 21.63w | (2.1) | 5/13 |
| 103 | Jim HOESLEY | SO | 22.03w | (3.5) | 4/24 |
| 117 | Seth HOLDEN | FR | 22.08w | (2.1) | 5/13 |

| | | |
|----------|----------------|----------------|
| 2 | Dubuque | 1:27.24 |
| LW: -- | | average 21.81 |


| | | | | | |
|----|----------------|----|--------|--------|------|
| 32 | Kyle THOMAS | FR | 21.65w | (2.9) | 5/10 |
| 42 | Isaiah ELLIS | JR | 21.76 | (0.6) | 5/17 |
| 67 | Colfay POINTER | SO | 21.89 | (1.5) | 5/17 |
| 80 | Clayton GRAY | SR | 21.94 | (-0.4) | 5/4 |

| | | |
|----------|-------------------|----------------|
| 3 | George Fox | 1:27.26 |
| LW: -- | | average 21.82 |

| | | | | | |
|-----|-------------|----|-------|-------|------|
| 14 | Vernon LOTT | SR | 21.45 | (0.9) | 5/11 |
| 26 | Kenny MAY | JR | 21.59 | (0.9) | 5/11 |
| 91 | Colin HYATT | SO | 21.99 | (0.2) | 3/22 |
| 173 | Chris POLK | JR | 22.23 | (0.3) | 3/10 |

| | | |
|----------|--------------|----------------|
| 4 | Rowan | 1:27.37 |
| LW: -- | | average 21.84 |

| | | | | | |
|-----|------------------|----|--------|--------|------|
| 10 | Shai MUMFORD | JR | 21.40w | (2.1) | 5/16 |
| 56 | Francis TERRY | SO | 21.82w | (3.1) | 3/15 |
| 89 | Anthony SALEMO | SR | 21.98 | (-0.2) | 5/14 |
| 149 | Jonathan RAMIREZ | SR | 22.17w | (3.1) | 3/15 |

| | | |
|----------|--|----------------|
| 5 |  Buffalo State | 1:27.44 |
| LW: -- | | average 21.86 |

| | | | | | |
|----|----------------------|----|--------|-------|------|
| 28 | Robert LIEBEL | SR | 21.61 | (0.9) | 5/4 |
| 65 | Eric VASSELL | FR | 21.87 | (0.9) | 5/4 |
| 86 | Benjamin FAIRWEATHER | JR | 21.97 | (0.9) | 5/4 |
| 91 | Blaine BILLINGS | JR | 21.99w | (2.6) | 5/16 |

| | | |
|----------|---------------|----------------|
| 6 | Wesley | 1:27.66 |
| LW: -- | | average 21.92 |

| | | | | | |
|-----|-------------------|----|-------|--------|------|
| 27 | Thomas KALIETA JR | FR | 21.60 | (0.7) | 4/14 |
| 45 | Tysean COUSAR | FR | 21.77 | (-1.9) | 5/4 |
| 67 | John HERIOT | FR | 21.89 | (1.0) | 5/16 |
| 231 | Greg TAYLOR | SR | 22.40 | (-1.9) | 5/4 |

| | | |
|----------|---|----------------|
| 7 |  Illinois College | 1:27.76 |
| LW: -- | | average 21.94 |

| | | | | | |
|-----|----------------|----|--------|-------|------|
| 24 | Brett PEIFER | JR | 21.56w | (2.4) | 5/11 |
| 34 | Gregory CROSS | JR | 21.69w | (2.3) | 5/11 |
| 138 | Chris MOORE | JR | 22.14 | (0.5) | 5/11 |
| 218 | Dominic AIELLO | SR | 22.37w | (2.3) | 5/11 |

| | | |
|----------|-----------------|----------------|
| 8 | Redlands | 1:27.87 |
| LW: -- | | average 21.97 |

| | | | | | |
|-----|----------------|----|--------|-------|------|
| 2 | Luke BOHLINGER | JR | 21.08w | (2.2) | 4/27 |
| 144 | MJ WHEELER | FR | 22.15 | (0.3) | 3/31 |
| 174 | Maliq CHAMPION | SO | 22.24w | (3.4) | 4/27 |
| 231 | Nick BURCHETT | JR | 22.40 | (1.7) | 3/16 |

| | | |
|----------|-------------------|----------------|
| 9 | Occidental | 1:27.94 |
| LW: -- | | average 21.99 |

| | | | | | |
|-----|---------------|----|--------|-------|------|
| 23 | Hugh PEGAN | SR | 21.55w | (2.1) | 5/16 |
| 95 | Rio CHIBA | JR | 22.00w | (2.2) | 4/14 |
| 144 | Tyler WEBB | SO | 22.15w | (2.2) | 4/27 |
| 174 | Charles MARKS | FR | 22.24 | (1.7) | 4/27 |

| | | |
|-----------|-----------------------|----------------|
| 10 | Texas Lutheran | 1:28.12 |
| LW: -- | | average 22.03 |


| | | | | | |
|-----|---------------|----|-------|--------|------|
| 64 | Marquis BROWN | SR | 21.85 | (-1.1) | 5/12 |
| 86 | Michael WONG | FR | 21.97 | (1.8) | 3/31 |
| 98 | Paris FOSTER | SO | 22.01 | (-1.3) | 4/27 |
| 196 | Eli AUGUSTA | FR | 22.29 | (1.8) | 3/31 |

| | | |
|-----------|--------------------------|----------------|
| 11 | Virginia Wesleyan | 1:28.24 |
| LW: -- | | average 22.06 |

| | | | | | |
|-----|-------------------|----|--------|--------|------|
| 39 | Jordan ARD | FR | 21.72w | (2.1) | 4/14 |
| 52 | Keyontae NORFLEET | SO | 21.80 | (0.0) | 3/31 |
| 137 | Curtis DUDLEY | SO | 22.13 | (0.9) | 5/13 |
| -- | Armon ARDILA | JR | 22.59 | (-0.2) | 3/31 |

| | | |
|-----------|-------------------|----------------|
| 12 | Middlebury | 1:28.24 |
| LW: -- | | average 22.06 |

| | | | | | |
|-----|-------------------|----|--------|-------|------|
| 22 | Nick HENDRIX | SO | 21.54 | (1.6) | 3/24 |
| 48 | Jimmy MARTINEZ | JR | 21.78 | (1.6) | 3/24 |
| 212 | Jackson BOCK | SR | 22.35w | (3.1) | 5/3 |
| -- | William ROBERTSON | FR | 22.57w | (4.0) | 4/21 |

| | | |
|-----------|---|----------------|
| 13 |  Pacific Lutheran | 1:28.29 |
| LW: -- | | average 22.07 |


| | | | | | |
|-----|-----------------|----|--------|-------|------|
| 17 | Carson KETTER | JR | 21.48 | (1.3) | 4/20 |
| 48 | Garrett HITTNER | SR | 21.78 | (1.3) | 4/20 |
| 166 | Richard JOHNSON | SR | 22.21 | (1.3) | 4/20 |
| -- | Myles BARROW | JR | 22.82w | (3.4) | 4/14 |

| | | |
|-----------|---------------------|----------------|
| 14 | John Carroll | 1:28.43 |
| LW: -- | | average 22.11 |

| | | | | | |
|-----|--------------|----|-------|--------|------|
| 58 | Hayden SNOW | SO | 21.83 | (0.8) | 4/27 |
| 149 | Deven WARD | FR | 22.17 | (-1.1) | 5/11 |
| 149 | Cole WEIRICH | JR | 22.17 | (0.2) | 4/27 |
| 182 | Bobby FOGLE | FR | 22.26 | (1.3) | 5/17 |

| | | |
|-----------|----------------------|----------------|
| 15 | UW-Whitewater | 1:28.53 |
| LW: -- | | average 22.13 |

| | | | | | |
|-----|------------------|----|--------|-------|------|
| 12 | Parker WITT | SR | 21.42w | (3.3) | 4/28 |
| 91 | Jake SCHNEIDER | SO | 21.99w | (3.3) | 4/28 |
| 240 | Alec MASTERS | SO | 22.42w | (3.0) | 5/4 |
| -- | Justin PROSTINAK | SO | 22.70w | (2.9) | 4/28 |

| | | |
|-----------|--|----------------|
| 16 |  Nebraska Wesleyan | 1:28.56 |
| LW: -- | | average 22.14 |

| | | | | | |
|-----|-----------------|----|--------|-------|------|
| 28 | Mamer MAMER | JR | 21.61w | (3.3) | 4/13 |
| 138 | Craig TIMMONS | SR | 22.14w | (3.3) | 4/13 |
| 231 | Michael MERICAL | SO | 22.40 | (1.5) | 5/17 |
| 236 | Chase KELLER | FR | 22.41 | (1.7) | 5/5 |



2018 Outdoor Track & Field, Week #8

Men's 400 Meters

| | | | | |
|-----------|-----------------------------|----------------|--|------|
| 1 | Bethel (Minn.) | 3:13.57 | | |
| LW: -- | | average 48.39 | | |
| 3 | Carl KLAMM | JR 47.24 | | 5/11 |
| 6 | Karl OLSEN | JR 47.47 | | 4/20 |
| 24 | Isaac ERICKSON | SO 48.19 | | 5/11 |
| -- | Brandon LOVERUDE | FR 50.67 | | 5/11 |
| 2 | Texas Lutheran | 3:14.14 | | |
| LW: -- | | average 48.54 | | |
| 10 | Marquis BROWN | SR 47.75 | | 3/22 |
| 53 | Zach VELASQUEZ | SR 48.69 | | 4/27 |
| 62 | Michael WONG | FR 48.80 | | 5/10 |
| 69 | Eli AUGUSTA | FR 48.90 | | 4/27 |
| 3 | Wesley | 3:14.31 | | |
| LW: -- | | average 48.58 | | |
| 2 | Thomas KALIETA JR | FR 47.01 | | 5/14 |
| 27 | Dominic MCANULTY | SR 48.20 | | 5/4 |
| 44 | Tysean COUSAR | FR 48.55 | | 5/4 |
| -- | Jyree SMILEY | FR 50.55 | | 5/14 |
| 4 | Rowan | 3:14.65 | | |
| LW: -- | | average 48.66 | | |
| 8 | Francis TERRY | SO 47.55 | | 5/14 |
| 66 | Justin BISHOP | FR 48.85 | | 5/16 |
| 75 | Hunter BARBIERI | FR 49.02 | | 5/16 |
| 95 | Jamil JACKSON | SR 49.23 | | 5/16 |
| 5 | Mount Union | 3:14.66 | | |
| LW: -- | | average 48.67 | | |
| 7 | A.J. DIGBY | SO 47.52 | | 5/17 |
| 24 | James ROTH | SO 48.19 | | 4/27 |
| 114 | Clark ETZLER | JR 49.38 | | 5/17 |
| 133 | Samuel PRINTY | JR 49.57 | | 4/27 |
| 6 | UW-Eau Claire | 3:15.68 | | |
| LW: -- | | average 48.92 | | |
| 16 | KJ MUNN | SO 48.00 | | 5/4 |
| 23 | Dietrich SCHWOERER | FR 48.18 | | 5/4 |
| 152 | Hunter HENK | SO 49.68 | | 4/12 |
| 170 | Jordan LIJEWSKI | FR 49.82 | | 5/13 |
| 7 | Loras | 3:15.78 | | |
| LW: -- | | average 48.95 | | |
| 1 | Patrick MIKEL | SO 47.00 | | 4/20 |
| 67 | Shamari SCOTT | SO 48.87 | | 5/10 |
| 135 | Evan GRADOVILLE | JR 49.59 | | 5/17 |
| -- | Anakin HALL | JR 50.32 | | 5/10 |
| 8 | North Central (Ill.) | 3:16.11 | | |
| LW: -- | | average 49.03 | | |
| 46 | Daniel SPACCAPANICCIA | SR 48.59 | | 5/4 |
| 57 | Michael STANLEY | FR 48.78 | | 5/4 |
| 65 | Ben NORDMAN | SR 48.82 | | 5/4 |
| 186 | Maceo FINDLAY | SO 49.92 | | 5/10 |
| 9 | Augustana (Ill.) | 3:16.46 | | |
| LW: -- | | average 49.12 | | |
| 29 | Kyle HUCKER | SR 48.25 | | 5/4 |
| 33 | Alex LAMENDOLA | SR 48.30 | | 5/4 |
| 124 | Jeffrey SWANSON | SR 49.51 | | 5/4 |
| -- | Andrew ADAMS | SR 50.40 | | 4/20 |
| 10 | WPI | 3:16.78 | | |
| LW: -- | | average 49.20 | | |
| 22 | Alex RUS | SO 48.17 | | 4/28 |
| 38 | Warren STAVAR | SR 48.38 | | 5/11 |
| 102 | Paul-Henry SCHOENHAGEN | SR 49.30 | | 4/28 |
| -- | Benjamin STEEVES | FR 50.93 | | 4/14 |
| 11 | Salisbury | 3:17.06 | | |
| LW: -- | | average 49.27 | | |
| 36 | Ethan BINNIX | FR 48.37 | | 5/4 |
| 59 | Mickey VAN GIESON | SO 48.79 | | 5/14 |
| 117 | Alex HARDMAN | SR 49.45 | | 5/4 |
| -- | Tyler HARDMAN | SR 50.45 | | 5/4 |
| 12 | Buffalo State | 3:17.10 | | |
| LW: -- | | average 49.28 | | |
| 15 | Cody SIKORA | SO 47.95 | | 5/16 |
| 82 | Benjamin FAIRWEATHER | JR 49.14 | | 5/16 |
| 124 | Robert LIEBEL | SR 49.51 | | 4/23 |
| -- | Parris STRICKLAND | SO 50.50 | | 4/13 |
| 13 | Middlebury | 3:17.32 | | |
| LW: -- | | average 49.33 | | |
| 12 | Jimmy MARTINEZ | JR 47.78 | | 3/24 |
| 131 | James MULLIKEN | SR 49.56 | | 4/21 |
| 167 | William ROBERTSON | FR 49.80 | | 4/28 |
| 231 | Josh HOWARD | JR 50.18 | | 3/31 |
| 14 | Carleton | 3:17.61 | | |
| LW: -- | | average 49.40 | | |
| 45 | Zach KULSTAD | FR 48.56 | | 5/11 |
| 113 | Bryan RICHTER | SO 49.37 | | 4/28 |
| 162 | Joey COOK-GALLARDO | SO 49.77 | | 3/17 |
| 182 | Ben SCHWARTZ | SO 49.91 | | 5/2 |
| 15 | Occidental | 3:18.21 | | |
| LW: -- | | average 49.55 | | |
| 41 | Rio CHIBA | JR 48.49 | | 3/31 |
| 50 | Charles MARKS | FR 48.63 | | 5/12 |
| 203 | Caldwell BIDDLE | JR 50.03 | | 4/27 |
| -- | Ethan VU | SR 51.06 | | 4/7 |
| 16 | Wartburg | 3:18.55 | | |
| LW: -- | | average 49.64 | | |
| 71 | Alex TEIG | SO 48.95 | | 5/10 |
| 152 | Cody SNIDER | SR 49.68 | | 5/4 |
| 159 | Levi DOLPHIN | SR 49.73 | | 5/10 |
| 234 | Casey ROBERTS | JR 50.19 | | 5/4 |



2018 Outdoor Track & Field, Week #8

Men's 800 Meters

| | | | | |
|-----------|-----------------------------|-----------------|------|------|
| 1 | Middlebury | 7:31.05 | | |
| LW: -- | | average 1:52.76 | | |
| 14 | James MULLIKEN | SR 1:51.35 | | 4/28 |
| 19 | Nathan HILL | SO 1:51.63 | | 4/28 |
| 28 | Kevin SERRAO | SR 1:51.96 | | 3/31 |
| 162 | Sawyer TADANO | FR 1:56.11 | | 4/21 |
| 2 | Greenville | 7:33.59 | | |
| LW: -- | | average 1:53.40 | | |
| 1 | Andrew SHARP | SR 1:49.79 | | 5/4 |
| 22 | Nathan POTTS | SR 1:51.70 | | 5/4 |
| 94 | Jaylen SHELTON | SR 1:54.89 | | 4/20 |
| 250 | John MANGOLD | JR 1:57.21 | | 4/27 |
| 3 | Tufts | 7:36.08 | | |
| LW: -- | | average 1:54.02 | | |
| 52 | Hiroto WATANABE | JR 1:53.36 | | 5/3 |
| 57 | Matt D'ANIERI | SO 1:53.70 | | 5/11 |
| 69 | Tom DEPALMA | SR 1:54.16 | | 4/28 |
| 93 | Jackson MIHM | SO 1:54.86 | | 4/28 |
| 4 | Williams | 7:37.16 | | |
| LW: -- | | average 1:54.29 | | |
| 8 | Kevin LAFLECHE | SO 1:51.10 | | 4/28 |
| 85 | Tristan COLAIZZI | SO 1:54.64 | | 3/31 |
| 114 | Nick GANNON | SO 1:55.35 | | 4/28 |
| 158 | Benjamin HEARON | SO 1:56.07 | | 5/3 |
| 5 | Wartburg | 7:37.35 | | |
| LW: -- | | average 1:54.34 | | |
| 18 | Casey ROBERTS | JR 1:51.60 | | 4/25 |
| 69 | Cody SNIDER | SR 1:54.16 | | 4/18 |
| 120 | Sam MCMICHAEL | JR 1:55.43 | | 5/10 |
| 164 | Mark SCHULZ | JR 1:56.16 | | 5/10 |
| 6 | Washington (Mo.) | 7:37.38 | | |
| LW: -- | | average 1:54.34 | | |
| 37 | Nick MATTEUCCI | SO 1:52.82 | | 5/10 |
| 54 | John Harry WAGNER | FR 1:53.50 | | 4/20 |
| 82 | Thomas GALES | SR 1:54.57 | | 4/20 |
| 185 | Jon FLEMING | SO 1:56.49 | | 4/20 |
| 7 | Pomona-Pitzer | 7:37.74 | | |
| LW: -- | | average 1:54.44 | | |
| 5 | Carter FLOYD | FR 1:50.81 | 5/16 | |
| 116 | Kellen BROWNING | SO 1:55.40 | | 4/19 |
| 133 | Nathan GALLATIN | JR 1:55.75 | | 4/14 |
| 135 | Ian EMLET | FR 1:55.78 | | 4/7 |
| 8 | Moravian | 7:38.21 | | |
| LW: -- | | average 1:54.55 | | |
| 42 | Andrew MITCHELL | SR 1:52.95 | 5/16 | |
| 46 | Justin BEASLEY-TURNER | SO 1:53.12 | 5/16 | |
| 122 | Mike KOPACH | SR 1:55.45 | 5/14 | |
| 201 | Devon HARRIS | JR 1:56.69 | | 5/5 |
| 9 | Christopher Newport | 7:38.32 | | |
| LW: -- | | average 1:54.58 | | |
| 9 | Cullen MONAHAN | JR 1:51.13 | | 4/20 |
| 34 | Cavanaugh MCGAW | SO 1:52.66 | | 4/20 |
| 244 | Peyton ARTZ | JR 1:57.15 | | 4/20 |
| -- | Jason PUTNAM | SO 1:57.38 | | 4/20 |
| 10 | Central (Iowa) | 7:38.99 | | |
| LW: -- | | average 1:54.75 | | |
| 40 | Kyle PAPE | JR 1:52.88 | | 4/19 |
| 74 | Preston KIZER | SO 1:54.30 | 5/16 | |
| 134 | Jon SPECHT | SO 1:55.76 | | 4/19 |
| 155 | Mark FAIRLEY | SR 1:56.05 | | 3/29 |
| 11 | Amherst | 7:39.01 | | |
| LW: -- | | average 1:54.75 | | |
| 7 | Kristian SOGAARD | JR 1:50.95 | | 4/28 |
| 68 | Ralph SKINNER | SO 1:54.13 | | 4/28 |
| 94 | Estevan VELEZ | SO 1:54.89 | | 4/28 |
| -- | Jacob SILVERMAN | JR 1:59.04 | | 4/7 |
| 12 | Chicago | 7:39.35 | | |
| LW: -- | | average 1:54.84 | | |
| 29 | Joe PREVIDI | SO 1:52.00 | | 5/10 |
| 84 | Jacob AMIRI | SR 1:54.62 | 5/16 | |
| 154 | Owen MELIA | JR 1:56.01 | | 5/4 |
| 205 | Kiyan TAVANGAR | FR 1:56.72 | | 5/4 |
| 13 | Carleton | 7:39.39 | | |
| LW: -- | | average 1:54.85 | | |
| 6 | Donson COOK-GALLARDO | SR 1:50.83 | | 4/25 |
| 56 | Joey COOK-GALLARDO | SO 1:53.66 | | 5/11 |
| 213 | Camden SIKES | SR 1:56.83 | | 5/11 |
| -- | Nick BRUSLOW | FR 1:58.07 | | 5/2 |
| 14 | North Central (Ill.) | 7:39.40 | | |
| LW: -- | | average 1:54.85 | | |
| 77 | Brendon SEBASTIAN | FR 1:54.36 | 5/16 | |
| 78 | Chris SUDA | SO 1:54.42 | | 5/4 |
| 107 | James MCQUALITY | SR 1:55.12 | | 5/4 |
| 125 | Chris BUECHNER | JR 1:55.50 | | 5/4 |
| 15 | UW-Stevens Point | 7:39.61 | | |
| LW: -- | | average 1:54.90 | | |
| 50 | Nico LABRACKE | SO 1:53.22 | | 4/12 |
| 87 | Nick LAWSON | SO 1:54.71 | | 4/12 |
| 124 | Travis WOLLENBERG | JR 1:55.49 | | 4/12 |
| 168 | Alex EGBERT | JR 1:56.19 | | 4/20 |
| 16 | Haverford | 7:40.21 | | |
| LW: -- | | average 1:55.05 | | |
| 17 | Liam LYNCH | JR 1:51.50 | 5/14 | |
| 115 | Greg MORGAN | JR 1:55.39 | | 4/23 |
| 157 | Chris GOINGS | JR 1:56.06 | | 4/20 |
| -- | Tyler FONG | SR 1:57.26 | 5/14 | |



2018 Outdoor Track & Field, Week #8

Men's 1500 Meters

| | | | |
|-----------|-----------------------------|-----------------|------|
| 1 | Washington (Mo.) | 15:25.6 | |
| LW: -- | | average 3:51.42 | |
| 3 | Nick MATTEUCCI | SO 3:45.86 | 5/4 |
| 9 | Elvir SARAJLIC | SR 3:50.41 | 5/4 |
| 17 | Ethan BRODEUR | SR 3:51.43 | 5/16 |
| 105 | Tucker CERA | FR 3:57.99 | 4/20 |
| 2 | Haverford | 15:32.5 | |
| LW: -- | | average 3:53.15 | |
| 4 | Greg MORGAN | JR 3:47.72 | 5/14 |
| 8 | Dylan GEARINGER | JR 3:50.38 | 5/14 |
| 57 | Henry WOODS | SR 3:55.07 | 5/14 |
| 148 | James BARKER | SO 3:59.42 | 4/20 |
| 3 | North Central (Ill.) | 15:36.3 | |
| LW: -- | | average 3:54.09 | |
| 28 | Chris BUECHNER | JR 3:52.58 | 5/16 |
| 44 | Michael ANDERSON | JR 3:53.82 | 5/10 |
| 46 | Zach HIRD | SR 3:53.87 | 5/4 |
| 70 | Dhruvil PATEL | JR 3:56.09 | 4/21 |
| 4 | Wartburg | 15:37.5 | |
| LW: -- | | average 3:54.38 | |
| 12 | Sam PINKOWSKI | FR 3:50.55 | 4/21 |
| 19 | Casey ROBERTS | JR 3:51.77 | 5/17 |
| 84 | Caleb APPLETON | SO 3:56.97 | 5/10 |
| 111 | Sam LORIMER | FR 3:58.24 | 4/21 |
| 5 | Middlebury | 15:37.8 | |
| LW: -- | | average 3:54.45 | |
| 21 | Kevin SERRAO | SR 3:52.20 | 4/28 |
| 23 | Nathan HILL | SO 3:52.30 | 5/11 |
| 40 | Jon PERLMAN | JR 3:53.42 | 5/17 |
| 165 | Will MEYER | SO 3:59.88 | 4/28 |
| 6 | SUNY Geneseo | 15:38.9 | |
| LW: -- | | average 3:54.74 | |
| 1 | Isaac GARCIA-CASSANI | SR 3:42.85 | 5/14 |
| 63 | Luke HOLTZMAN | JR 3:55.60 | 4/14 |
| 141 | Brendan MURPHY | FR 3:59.15 | 4/14 |
| 218 | Justin HOELZL | SO 4:01.38 | 4/20 |
| 7 | UW-La Crosse | 15:39.3 | |
| LW: -- | | average 3:54.84 | |
| 11 | Sam HINZ | JR 3:50.54 | 5/4 |
| 13 | Joshua SCHRAEDER | SO 3:50.58 | 4/21 |
| 132 | Brian HANSFORD | SO 3:59.00 | 4/21 |
| 143 | Austin ZAJKOWSKI | SR 3:59.25 | 4/21 |
| 8 | RPI | 15:41.0 | |
| LW: -- | | average 3:55.26 | |
| 20 | Noah FALASCO | SO 3:52.18 | 5/17 |
| 24 | James ANDERSON | SR 3:52.35 | 5/17 |
| 106 | Frank SINAPI | JR 3:58.05 | 5/14 |
| 119 | Vince PUTRINO | SO 3:58.46 | 5/14 |
| 9 | Williams | 15:41.1 | |
| LW: -- | | average 3:55.28 | |
| 25 | Tristan COLAIZZI | SO 3:52.42 | 5/17 |
| 56 | Lucas ESTRADA | JR 3:55.02 | 4/28 |
| 77 | Peter KIRGIS | SO 3:56.53 | 5/3 |
| 87 | Benjamin HEARON | SO 3:57.16 | 5/11 |
| 10 | Christopher Newport | 15:41.8 | |
| LW: -- | | average 3:55.47 | |
| 5 | Jeffrey DOVER | JR 3:47.81 | 4/5 |
| 55 | Jason PUTNAM | SO 3:54.89 | 5/14 |
| 142 | Peyton ARTZ | JR 3:59.16 | 3/31 |
| 169 | Daniel READ | SR 4:00.03 | 3/31 |
| 11 | Pomona-Pitzer | 15:44.3 | |
| LW: -- | | average 3:56.08 | |
| 54 | Daniel ROSEN | SO 3:54.84 | 4/7 |
| 72 | Peter DAVIS | JR 3:56.28 | 3/3 |
| 74 | Carter FLOYD | FR 3:56.40 | 3/31 |
| 80 | Andy REISCHLING | JR 3:56.81 | 3/24 |
| 12 | TCNJ | 15:47.3 | |
| LW: -- | | average 3:56.83 | |
| 48 | Dale JOHNSON | SR 3:54.47 | 5/14 |
| 81 | Robert ABRAMS | FR 3:56.83 | 4/27 |
| 94 | Luke PROTHERO | JR 3:57.50 | 5/5 |
| 120 | John WOOD | JR 3:58.53 | 4/14 |
| 13 | St. Olaf | 15:49.4 | |
| LW: -- | | average 3:57.37 | |
| 22 | Sean LONERGAN | SO 3:52.24 | 5/17 |
| 30 | Keith KETOLA | SR 3:52.78 | 5/17 |
| 178 | William ANDERSON | JR 4:00.36 | 4/21 |
| -- | Liban JAMA | FR 4:04.10 | 4/21 |
| 14 | Central (Iowa) | 15:50.2 | |
| LW: -- | | average 3:57.57 | |
| 34 | Mark FAIRLEY | SR 3:52.95 | 5/16 |
| 64 | Jon SPECHT | SO 3:55.70 | 5/10 |
| 172 | Kyle PAPE | JR 4:00.13 | 5/5 |
| 222 | Preston KIZER | SO 4:01.51 | 5/5 |
| 15 | Muhlenberg | 15:50.4 | |
| LW: -- | | average 3:57.62 | |
| 33 | Corey MULLINS | JR 3:52.92 | 4/20 |
| 37 | Anthony CALANTONI | SR 3:53.21 | 5/14 |
| 103 | Jason RICHWALL | SO 3:57.93 | 5/14 |
| -- | Jacob SAXON | JR 4:06.42 | 5/4 |
| 16 | Messiah | 15:51.7 | |
| LW: -- | | average 3:57.94 | |
| 52 | Benjamin SCHOTT | JR 3:54.80 | 5/3 |
| 71 | Alex SCHEIB | SO 3:56.15 | 5/3 |
| 145 | Tyler MCFEATERS | JR 3:59.36 | 5/3 |
| 219 | Jack FRANCESCHINA | FR 4:01.46 | 5/3 |



2018 Outdoor Track & Field, Week #8

Men's Steeplechase

| | | |
|----------|-------------------------|-----------------|
| 1 | Washington (Mo.) | 37:26.3 |
| LW: -- | | average 9:21.59 |

| | | | | |
|----|-----------------|----|---------|------|
| 26 | Marco QUARONI | SO | 9:14.11 | 5/16 |
| 43 | Dillon WILLIAMS | SR | 9:20.79 | 5/16 |
| 57 | Thomas FRUHAUF | JR | 9:25.69 | 5/10 |
| 58 | Jack SEBOK | SO | 9:25.76 | 4/14 |

| | | |
|----------|-----------------|-----------------|
| 2 | Williams | 37:28.3 |
| LW: -- | | average 9:22.09 |

| | | | | |
|----|------------------|----|---------|------|
| 41 | Kenneth MARSHALL | SO | 9:20.40 | 5/11 |
| 42 | Peter KIRGIS | SO | 9:20.74 | 4/28 |
| 47 | Jacob KAHRS | JR | 9:22.59 | 4/28 |
| 54 | Jake LANGE | FR | 9:24.61 | 5/11 |

| | | |
|----------|-----------------------------|-----------------|
| 3 | North Central (Ill.) | 37:41.9 |
| LW: -- | | average 9:25.48 |

| | | | | |
|-----|--------------|----|---------|------|
| 10 | Dan O'KEEFE | SR | 9:07.78 | 5/16 |
| 50 | Ian IRVINE | SO | 9:23.93 | 5/10 |
| 85 | Zack MICHAEL | SO | 9:33.89 | 5/4 |
| 101 | Nick LICARI | SO | 9:36.34 | 4/21 |

| | | |
|----------|----------------------|-----------------|
| 4 | Pomona-Pitzer | 37:43.1 |
| LW: -- | | average 9:25.79 |

| | | | | |
|-----|-------------------|----|---------|------|
| 7 | Daniel ROSEN | SO | 9:05.48 | 3/31 |
| 36 | Nicholas BEATTY | JR | 9:18.21 | 4/27 |
| 81 | J DEGROOT-LUTZNER | JR | 9:32.76 | 3/31 |
| 155 | Ethan ASHBY | FR | 9:46.72 | 3/31 |

| | | |
|----------|---------------|-----------------|
| 5 | Calvin | 37:52.5 |
| LW: -- | | average 9:28.14 |

| | | | | |
|-----|----------------|----|---------|------|
| 11 | Caleb FERGUSON | SO | 9:08.13 | 5/16 |
| 55 | Tyler JOHNSON | SO | 9:25.22 | 5/16 |
| 111 | Matt BOELENS | SR | 9:38.28 | 5/16 |
| 124 | Addison SMITH | SO | 9:40.95 | 5/16 |

| | | |
|----------|---------------|-----------------|
| 6 | Wabash | 37:59.2 |
| LW: -- | | average 9:29.81 |

| | | | | |
|-----|---------------|----|---------|------|
| 51 | Colin RINNE | SR | 9:23.97 | 5/10 |
| 62 | Luke DOUGHTY | SR | 9:27.30 | 4/14 |
| 65 | Jonah WOODS | SR | 9:28.98 | 4/26 |
| 116 | Aaron TINCHER | SR | 9:39.00 | 3/24 |

| | | |
|----------|-----------------------|-----------------|
| 7 | Central (Iowa) | 38:02.5 |
| LW: -- | | average 9:30.64 |

| | | | | |
|-----|---------------|----|---------|------|
| 1 | Mark FAIRLEY | SR | 8:57.39 | 4/19 |
| 74 | Tanner RATHJE | SR | 9:31.91 | 5/10 |
| 82 | Jordan TOOMEY | JR | 9:33.30 | 5/10 |
| 239 | Jon SPECHT | SO | 9:59.97 | 5/5 |

| | | |
|----------|-----------------------------|-----------------|
| 8 | Claremont-Mudd-Scrip | 38:05.3 |
| LW: -- | | average 9:31.34 |

| | | | | |
|----|-----------------|----|----------|------|
| 8 | Thomas D'ANIERI | SO | 9:06.64 | 3/23 |
| 33 | Evan HASSMAN | FR | 9:17.18 | 5/12 |
| 84 | Will KIMBALL | FR | 9:33.46 | 4/27 |
| -- | Arjun NATARAJAN | FR | 10:08.07 | 4/27 |

| | | |
|----------|-----------------------|-----------------|
| 9 | Wheaton (Ill.) | 38:26.6 |
| LW: -- | | average 9:36.65 |

| | | | | |
|-----|---------------|----|---------|------|
| 48 | Seth SPYKSTRA | SR | 9:23.01 | 5/16 |
| 83 | Jonah JONES | FR | 9:33.40 | 5/16 |
| 95 | Seth MASSOT | SO | 9:35.35 | 5/4 |
| 203 | Luke ANDERSEN | SR | 9:54.85 | 5/4 |

| | | |
|-----------|------------------|-----------------|
| 10 | Otterbein | 38:35.0 |
| LW: -- | | average 9:38.75 |

| | | | | |
|-----|----------------|----|----------|------|
| 14 | Ian KELLOGG | JR | 9:10.25 | 5/14 |
| 29 | Jacob THOMPSON | SO | 9:15.48 | 5/14 |
| 240 | Seth VIPPERMAN | SO | 10:00.11 | 4/14 |
| -- | Nick SNABES | SR | 10:09.16 | 4/14 |

| | | |
|-----------|------------|-----------------|
| 11 | RPI | 38:40.8 |
| LW: -- | | average 9:40.22 |

| | | | | |
|-----|-------------------|----|---------|------|
| 39 | Sean O'CONNOR | JR | 9:19.44 | 4/26 |
| 127 | Erik LACOURT | FR | 9:41.77 | 4/14 |
| 167 | Johnny CAPOBIANCO | SO | 9:48.84 | 5/14 |
| 183 | Danny NAPORA | SO | 9:50.82 | 4/7 |

| | | |
|-----------|------------------|-----------------|
| 12 | Haverford | 38:43.8 |
| LW: -- | | average 9:40.97 |

| | | | | |
|----|------------------------|----|----------|------|
| 19 | Graham PEET | JR | 9:11.31 | 5/14 |
| 63 | James STADLER | SR | 9:27.79 | 5/14 |
| 98 | Lincoln SATTERTHWAITTE | SR | 9:35.93 | 5/4 |
| -- | Matt WILLIG | SR | 10:28.85 | 4/14 |

| | | |
|-----------|----------------------|-----------------|
| 13 | Johns Hopkins | 38:45.7 |
| LW: -- | | average 9:41.44 |

| | | | | |
|-----|-------------------|----|---------|------|
| 97 | Marshall DEMAREE | SR | 9:35.60 | 5/4 |
| 131 | Andrew KING | SO | 9:42.68 | 5/4 |
| 137 | Alex DORAN | JR | 9:43.45 | 4/20 |
| 141 | Jared PANGALLOZZI | FR | 9:44.04 | 4/20 |

| | | |
|-----------|----------------------------|-----------------|
| 14 | Christopher Newport | 38:46.8 |
| LW: -- | | average 9:41.70 |

| | | | | |
|-----|----------------|----|----------|------|
| 44 | Daniel CRETNEY | SO | 9:20.85 | 5/4 |
| 93 | Trejon EDMONDS | SO | 9:34.98 | 5/14 |
| 144 | Peyton ARTZ | JR | 9:44.38 | 4/5 |
| -- | Joshua SPEIER | JR | 10:06.59 | 4/20 |

| | | |
|-----------|----------------|-----------------|
| 15 | Messiah | 38:47.7 |
| LW: -- | | average 9:41.93 |

| | | | | |
|-----|-----------------|----|----------|------|
| 2 | Benjamin SCHOTT | JR | 8:58.50 | 5/14 |
| 87 | Tyler MCFEATERS | JR | 9:34.14 | 5/14 |
| 205 | Kirk MUMMERT | JR | 9:55.18 | 5/3 |
| -- | Kaleb BURCH | SR | 10:19.89 | 5/3 |



| | | |
|-----------|----------------------|-----------------|
| 16 | UW-Whitewater | 38:52.9 |
| LW: -- | | average 9:43.24 |

| | | | | |
|-----|------------------|----|----------|------|
| 27 | Brett HARMS | SR | 9:14.13 | 5/17 |
| 121 | David FASSBENDER | FR | 9:39.94 | 5/10 |
| 218 | Seth ZIMDARS | SO | 9:56.47 | 4/12 |
| -- | Kyle NEUROTH | FR | 10:02.40 | 5/10 |



2018 Outdoor Track & Field, Week #8

Men's 5000 Meters

| | | | | |
|-----------|--|------------------|----------|------|
| 1 | North Central (Ill.) | 57:24.5 | | |
| LW: -- | | average 14:21.12 | | |
| 1 | Dhruvil PATEL | JR | 13:58.27 | 4/25 |
| 9 | Zach HIRD | SR | 14:24.55 | 5/16 |
| 15 | Matthew NORVELL | JR | 14:28.49 | 4/12 |
| 22 | Nolan MCKENNA | JR | 14:33.19 | 5/10 |
| 2 |  Haverford | 58:08.8 | | |
| LW: -- | | average 14:32.21 | | |
| 4 | Dylan GEARINGER | JR | 14:14.68 | 4/26 |
| 13 | Henry WOODS | SR | 14:26.94 | 4/26 |
| 37 | Greg MORGAN | JR | 14:37.02 | 3/30 |
| 66 | Graham PEET | JR | 14:50.21 | 4/20 |
| 3 |  Cornell College | 58:41.3 | | |
| LW: -- | | average 14:40.33 | | |
| 8 | Mason WICKER | JR | 14:24.06 | 5/16 |
| 49 | Austin BACH | JR | 14:43.26 | 5/16 |
| 52 | Cuyler GABRIEL | JR | 14:43.94 | 4/12 |
| 64 | Caleb WILSON | JR | 14:50.05 | 4/12 |
| 4 | SUNY Geneseo | 58:42.6 | | |
| LW: -- | | average 14:40.65 | | |
| 7 | Isaac GARCIA-CASSANI | SR | 14:23.79 | 4/26 |
| 24 | Matt JORGENSEN | SR | 14:33.83 | 5/14 |
| 53 | Alfredo MAZZUCA | SR | 14:44.03 | 5/14 |
| 115 | Matthew SAYRE | FR | 15:00.96 | 5/14 |
| 5 | UW-La Crosse | 58:56.6 | | |
| LW: -- | | average 14:44.15 | | |
| 26 | Thomas SCHULTZ | JR | 14:34.49 | 5/10 |
| 34 | Joshua SCHRAEDER | SO | 14:36.19 | 5/10 |
| 44 | Austin ZAJKOWSKI | SR | 14:41.64 | 4/12 |
| 134 | Z SHOEMAKER-ALLEN | JR | 15:04.30 | 4/12 |
| 6 | Christopher Newport | 58:59.3 | | |
| LW: -- | | average 14:44.84 | | |
| 6 | Jeffrey DOVER | JR | 14:21.61 | 4/14 |
| 41 | Grayson REID | JR | 14:39.97 | 5/14 |
| 77 | Joseph LIGHTBODY | SO | 14:53.01 | 5/14 |
| 138 | Peyton ARTZ | JR | 15:04.77 | 5/4 |
| 7 | Williams | 59:00.9 | | |
| LW: -- | | average 14:45.24 | | |
| 14 | Griffin COLAIZZI | SR | 14:28.36 | 5/11 |
| 35 | Ben DECKER | SR | 14:36.75 | 4/20 |
| 98 | Will MCGOVERN | SO | 14:57.22 | 3/24 |
| 105 | Ryan COX | SO | 14:58.64 | 3/24 |
| 8 | RPI | 59:12.8 | | |
| LW: -- | | average 14:48.21 | | |
| 3 | Grant O'CONNOR | JR | 14:10.60 | 4/26 |
| 30 | Sean O'CONNOR | JR | 14:35.82 | 5/14 |
| 181 | Danny NAPORA | SO | 15:11.64 | 5/14 |
| 210 | Jake KLOMAN | SO | 15:14.80 | 4/7 |
| 9 | Wartburg | 59:14.7 | | |
| LW: -- | | average 14:48.70 | | |
| 11 | Sam PINKOWSKI | FR | 14:25.12 | 5/16 |
| 40 | Caleb APPLETON | SO | 14:39.19 | 5/16 |
| 120 | Joe FREIBURGER | FR | 15:01.45 | 5/10 |
| 162 | Eli KACZINSKI | SR | 15:09.03 | 5/10 |
| 10 | Pomona-Pitzer | 59:17.0 | | |
| LW: -- | | average 14:49.27 | | |
| 2 | Andy REISCHLING | JR | 14:07.91 | 5/12 |
| 104 | Owen WOO | FR | 14:58.53 | 4/7 |
| 136 | Ethan ASHBY | FR | 15:04.63 | 3/10 |
| 144 | Adin BECKER | SO | 15:06.02 | 3/10 |
| 11 |  Calvin | 59:36.6 | | |
| LW: -- | | average 14:54.16 | | |
| 59 | Tyler JOHNSON | SO | 14:46.26 | 5/10 |
| 79 | Justin VARINEAU | FR | 14:53.41 | 5/16 |
| 101 | Andrew PHILIPOSE | SR | 14:58.45 | 5/10 |
| 102 | Jonathan ELLIS | FR | 14:58.52 | 5/16 |
| 12 |  Amherst | 59:37.9 | | |
| LW: -- | | average 14:54.48 | | |
| 21 | Cosmo BROSSY | JR | 14:33.14 | 5/11 |
| 68 | Clark RICCIARDELLI | SO | 14:50.80 | 4/14 |
| 89 | S FERGUSON-DRYDEN | SO | 14:55.41 | 5/11 |
| 236 | Jack WESLEY | SR | 15:18.58 | 4/28 |
| 13 |  Johns Hopkins | 59:47.0 | | |
| LW: -- | | average 14:56.77 | | |
| 71 | Oliver HICKSON | JR | 14:51.01 | 5/14 |
| 93 | Jared PANGALLOZZI | FR | 14:56.21 | 5/4 |
| 96 | Louis LEVINE | SR | 14:56.61 | 5/14 |
| 127 | Alex GLAVIN | SO | 15:03.24 | 4/20 |
| 14 | Middlebury | 59:54.1 | | |
| LW: -- | | average 14:58.54 | | |
| 69 | Connor EVANS | JR | 14:50.96 | 3/24 |
| 94 | Harrison KNOWLTON | JR | 14:56.41 | 3/24 |
| 125 | Matt D'AQUILA | FR | 15:02.62 | 3/24 |
| 133 | Theo HENDERSON | SO | 15:04.16 | 5/3 |
| 15 | Loras | 59:56.0 | | |
| LW: -- | | average 14:59.00 | | |
| 28 | Mason TOPE | SR | 14:34.73 | 3/28 |
| 42 | Timothy SEVCIK | SR | 14:40.88 | 5/16 |
| 153 | Justin ADAMS | JR | 15:07.48 | 5/10 |
| -- | Preston KAUDER | JR | 15:32.91 | 3/28 |
| 16 | Rhodes | 59:57.8 | | |
| LW: -- | | average 14:59.45 | | |
| 29 | Spencer FIELDS | JR | 14:35.72 | 3/31 |
| 141 | Ryan PHILLIPS | SR | 15:05.02 | 3/31 |
| 145 | Benjamin FREEMAN | SO | 15:06.04 | 5/10 |
| 179 | Dominic VOEHLER | JR | 15:11.03 | 3/16 |



2018 Outdoor Track & Field, Week #8

Men's 10,000 Meters

| | | |
|----------|-----------------------------|------------------|
| 1 | North Central (Ill.) | 2:0:02. |
| LW: -- | | average 30:00.64 |
| 3 | Dhruvil PATEL JR | 29:52.83 3/31 |
| 5 | Matthew NORVELL JR | 30:02.05 3/31 |
| 6 | Nolan MCKENNA JR | 30:03.68 3/31 |
| 7 | AI BALDONADO SO | 30:04.01 3/31 |

| | | |
|----------|--------------------|------------------|
| 2 | Williams | 2:2:45. |
| LW: -- | | average 30:41.44 |
| 9 | Ben DECKER SR | 30:07.27 5/11 |
| 16 | Ryan COX SO | 30:20.31 5/11 |
| 45 | Will MCGOVERN SO | 31:02.97 5/11 |
| 52 | Zachary DULABON JR | 31:15.22 4/28 |

| | | |
|----------|--------------------|------------------|
| 3 | Haverford | 2:3:12. |
| LW: -- | | average 30:48.17 |
| 14 | Dylan GEARINGER JR | 30:17.22 4/6 |
| 36 | Henry WOODS SR | 30:53.52 4/6 |
| 38 | Graham PEET JR | 30:55.77 4/6 |
| 47 | Ryan HERLIHY JR | 31:06.17 4/6 |

| | | |
|----------|---------------------|------------------|
| 4 | SUNY Geneseo | 2:4:09. |
| LW: -- | | average 31:02.48 |
| 17 | Alfredo MAZZUCA SR | 30:20.59 4/14 |
| 29 | Alex BURKS SR | 30:37.14 4/14 |
| 63 | Jackson TATE SO | 31:24.46 4/14 |
| 83 | Colin KERN SR | 31:47.74 4/14 |

| | | |
|----------|----------------------|------------------|
| 5 | Pomona-Pitzer | 2:4:18. |
| LW: -- | | average 31:04.63 |
| 2 | Andy REISCHLING JR | 29:51.75 4/19 |
| 37 | Adin BECKER SO | 30:53.55 4/19 |
| 75 | Owen WOO FR | 31:41.75 3/31 |
| 89 | Nathan STRINGHAM SO | 31:51.47 4/27 |

| | | |
|----------|-------------------|------------------|
| 6 | RPI | 2:4:54. |
| LW: -- | | average 31:13.71 |
| 1 | Grant O'CONNOR JR | 29:19.53 4/14 |
| 72 | Jake KLOMAN SO | 31:37.43 4/14 |
| 94 | Joe PISACANO SO | 31:52.26 4/14 |
| 115 | Jacob DAVIS FR | 32:05.63 4/14 |

| | | |
|----------|---------------------|------------------|
| 7 | UW-La Crosse | 2:5:13. |
| LW: -- | | average 31:18.35 |
| 12 | Thomas SCHULTZ JR | 30:15.35 4/21 |
| 22 | Tyler NAULT SO | 30:26.25 4/21 |
| 127 | Matt BOURLAND SO | 32:12.03 5/4 |
| 140 | Brandon PUSER SR | 32:19.78 4/21 |

| | | |
|----------|-------------------|------------------|
| 8 | Loras | 2:5:40. |
| LW: -- | | average 31:25.21 |
| 31 | Mason TOPE SR | 30:42.11 4/25 |
| 65 | Justin ADAMS JR | 31:28.93 5/10 |
| 77 | Preston KAUDER JR | 31:44.69 4/20 |
| 80 | Patrick WOLAK SO | 31:45.12 5/10 |

| | | |
|----------|----------------------|------------------|
| 9 | Johns Hopkins | 2:5:41. |
| LW: -- | | average 31:25.34 |
| 27 | Oliver HICKSON JR | 30:36.52 4/14 |
| 39 | Tyler WOLFE SR | 30:56.99 4/14 |
| 109 | Charles THORNTON SR | 32:02.27 4/14 |
| 114 | Louis LEVINE SR | 32:05.57 5/16 |

| | | |
|-----------|-------------------------|------------------|
| 10 | Washington (Mo.) | 2:5:50. |
| LW: -- | | average 31:27.59 |
| 25 | David O'GARA SR | 30:34.37 3/31 |
| 35 | Peter JOHNSRUD JR | 30:51.92 3/31 |
| 111 | Joe STOVER FR | 32:04.01 4/28 |
| 141 | Ben GERSH SO | 32:20.07 3/31 |

| | | |
|-----------|-----------------------|------------------|
| 11 | UW-Platteville | 2:6:23. |
| LW: -- | | average 31:35.80 |
| 18 | Walker RYNES SR | 30:20.90 4/21 |
| 86 | Kyle HERBRAND JR | 31:49.31 4/20 |
| 87 | Logan STEINHOFF SR | 31:49.44 4/20 |
| 147 | Isaac SCHUETZ JR | 32:23.53 4/20 |

| | | |
|-----------|----------------------|------------------|
| 12 | Carleton | 2:6:25. |
| LW: -- | | average 31:36.34 |
| 24 | Tris DODGE JR | 30:34.17 4/21 |
| 32 | Lucas MUELLER FR | 30:46.92 4/21 |
| 55 | Matthew WILKINSON FR | 31:15.52 4/21 |
| -- | Ben SCHNIEDERS FR | 33:48.73 5/11 |

| | | |
|-----------|-------------------|------------------|
| 13 | Wartburg | 2:7:03. |
| LW: -- | | average 31:45.97 |
| 46 | Eli KACZINSKI SR | 31:05.65 5/10 |
| 73 | Joe FREIBURGER FR | 31:39.17 5/16 |
| 110 | Ali ALI FR | 32:03.73 4/21 |
| 133 | Mitchell BLACK SR | 32:15.33 4/21 |

| | | |
|-----------|-----------------------|------------------|
| 14 | Amherst | 2:7:20. |
| LW: -- | | average 31:50.20 |
| 11 | Clark RICCIARDELLI SO | 30:14.33 5/11 |
| 95 | Tucker MEIJER JR | 31:52.41 4/28 |
| 113 | Justin BARRY SR | 32:04.40 5/11 |
| -- | Jamie MAZZOLA FR | 33:09.65 3/31 |

| | | |
|-----------|---------------------|------------------|
| 15 | Rhodes | 2:7:52. |
| LW: -- | | average 31:58.22 |
| 15 | Spencer FIELDS JR | 30:18.59 5/10 |
| 68 | Ryan PHILLIPS SR | 31:31.17 5/10 |
| 240 | Reece STEVENS JR | 33:01.46 4/20 |
| 241 | Benjamin FREEMAN SO | 33:01.65 4/20 |

| | | |
|-----------|---------------------|------------------|
| 16 | Calvin | 2:8:05. |
| LW: -- | | average 32:01.39 |
| 34 | Andrew PHILIPOSE SR | 30:51.07 5/16 |
| 60 | Jonathan ELLIS FR | 31:21.67 4/14 |
| 132 | Jamison KOEMAN JR | 32:14.97 5/3 |
| -- | Jonathon RANDALL JR | 33:37.84 4/13 |



2018 Outdoor Track & Field, Week #8

Men's 110 Meter Hurdles

| | | |
|----------|----------------------|----------------------|
| 1 | UW-Whitewater | 59.43 |
| LW: -- | | average 14.86 |
| 5 | Christian JACKSON | SO 14.27 (1.3) 4/20 |
| 7 | Alex DUFF | SO 14.36 (-1.8) 5/17 |
| 87 | Robert MARTIN | SR 15.24w (2.5) 5/4 |
| 136 | Quentin MENDEZ | SO 15.56 (-1.8) 5/17 |

| | | |
|----------|----------------------|----------------------|
| 2 | SUNY Cortland | 59.47 |
| LW: -- | | average 14.87 |
| 3 | Storm MALONE | JR 14.12w (2.7) 5/16 |
| 15 | Micheal OUTING | SO 14.51w (2.7) 5/16 |
| 92 | John MARTIN | FR 15.28w (2.1) 5/4 |
| 136 | Isaiah BROOKS | FR 15.56 (1.0) 4/12 |

| | | |
|----------|------------------|----------------------|
| 3 | Dubuque | 1:00.23 |
| LW: -- | | average 15.06 |
| 29 | Kelshawn JOHNSON | FR 14.73 (1.9) 5/10 |
| 31 | Clayton GRAY | SR 14.74w (2.1) 5/10 |
| 39 | Kelvon JOHNSON | FR 14.83 (1.1) 5/4 |
| 218 | Tyler FOWLER | JR 15.93 (1.9) 5/10 |

| | | |
|----------|-----------------------|----------------------|
| 4 | UW-Platteville | 1:00.80 |
| LW: -- | | average 15.20 |
| 27 | Charlie GIFFORD | SO 14.68 (1.9) 5/4 |
| 36 | Matt HOKANSON | SO 14.81w (2.6) 4/28 |
| 151 | Sean KOMRO | FR 15.62 (0.8) 4/20 |
| 163 | Cody FAUST | JR 15.69 (0.0) 5/17 |

| | | |
|----------|---------------------|----------------------|
| 5 | UW-La Crosse | 1:00.86 |
| LW: -- | | average 15.22 |
| 10 | Austin BATES | SR 14.44 (0.3) 5/13 |
| 69 | Jim HOESLEY | SO 15.13w (3.1) 4/21 |
| 83 | Dillon MURMAN | FR 15.21 (1.9) 5/4 |
| -- | Andrew PISCHKE | FR 16.08w (3.1) 4/21 |

| | | |
|----------|----------------|----------------------|
| 6 | Wabash | 1:01.12 |
| LW: -- | | average 15.28 |
| 13 | RaShawn JONES | SO 14.49 (1.2) 5/17 |
| 96 | Satchel BURTON | SO 15.30w (3.7) 4/7 |
| 115 | Josh WIGGINS | FR 15.42w (3.9) 4/14 |
| 213 | Johnny DOTLICH | SR 15.91w (3.9) 4/14 |

| | | |
|----------|------------------|---------------------|
| 7 | Otterbein | 1:01.16 |
| LW: -- | | average 15.29 |
| 24 | Brandon SHADE | JR 14.62 (1.5) 3/30 |
| 49 | Cwinn FEBUS | SO 14.98 (1.8) 4/20 |
| 144 | Miles BURNAM | JR 15.59 (1.8) 3/30 |
| 230 | Mackenzie CONLON | SO 15.97 (1.2) 5/17 |

| | | |
|----------|--------------------|---------------------|
| 8 | Mount Union | 1:01.39 |
| LW: -- | | average 15.35 |
| 4 | Mason PLANT | SO 14.26 (1.2) 5/17 |
| 106 | Malik BRITT | FR 15.35 (0.5) 4/27 |
| 181 | Jermaine FRANCIS | SO 15.77 (1.2) 4/13 |
| 235 | Adam WHITE | FR 16.01 (1.5) 3/30 |

| | | |
|----------|------------------|----------------------|
| 9 | WPI | 1:01.54 |
| LW: -- | | average 15.39 |
| 34 | Oliver THOMAS | FR 14.77w (3.4) 5/3 |
| 53 | Fabian GAZIANO | SO 14.99 (0.3) 5/17 |
| 178 | Mark BRAY | FR 15.75 (-0.2) 4/28 |
| 243 | Quinton SCHIMMEL | SO 16.03 (0.5) 4/28 |

| | | |
|-----------|-----------------|----------------------|
| 10 | Wartburg | 1:01.87 |
| LW: -- | | average 15.47 |
| 49 | Famiek COOK | JR 14.98 (0.0) 5/10 |
| 61 | Dallas WRIGHT | FR 15.08w (3.1) 4/24 |
| 180 | James NIEMANN | JR 15.76w (2.8) 4/12 |
| 245 | Riley BARRETT | FR 16.05w (2.3) 5/4 |

| | | |
|-----------|-------------------|----------------------|
| 11 | George Fox | 1:01.90 |
| LW: -- | | average 15.48 |
| 76 | Cody WEBB | FR 15.16 (-1.3) 4/20 |
| 101 | Brock ROGERS | FR 15.32 (-1.3) 4/20 |
| 167 | Gabriel LUCKEY | SR 15.71 (-0.9) 4/14 |
| 167 | Jon PROCTOR | SR 15.71 (-0.1) 4/9 |

| | | |
|-----------|---------------------------|---------------------|
| 12 | St. Thomas (Minn.) | 1:02.25 |
| LW: -- | | average 15.56 |
| 115 | Austin COATES | SO 15.42 (1.8) 5/11 |
| 115 | Connor O'NEILL | SR 15.42 (1.8) 5/11 |
| 160 | Evan TEYNOR | FR 15.67 (1.8) 5/11 |
| 175 | Jonah SCHOENFELDER | SO 15.74 (1.0) 5/5 |

| | | |
|-----------|-------------------------|----------------------|
| 13 | UW-Stevens Point | 1:02.30 |
| LW: -- | | average 15.58 |
| 69 | Jared SCHRANG | FR 15.13w (2.6) 4/28 |
| 72 | Tom KOHN | FR 15.15 (-0.9) 4/12 |
| 209 | Clayton SHEARS | FR 15.90w (2.6) 4/28 |
| -- | Michael POSANSKI | SR 16.12w (2.6) 4/28 |

| | | |
|-----------|-----------------------|----------------------|
| 14 | Texas Lutheran | 1:02.39 |
| LW: -- | | average 15.60 |
| 26 | Paris FOSTER | SO 14.66w (2.5) 3/23 |
| 175 | Jonathan HILMAN | SR 15.74w (3.1) 3/23 |
| 193 | Travis ROBERTS | SO 15.82w (3.1) 3/23 |
| -- | Nathaniel HOWELL | FR 16.17w (2.2) 3/15 |

| | | |
|-----------|-------------------|---------------------|
| 15 | Middlebury | 1:02.46 |
| LW: -- | | average 15.62 |
| 24 | Mike PALLOZZI | SR 14.62 (2.0) 4/28 |
| 83 | Tyler FARRELL | SR 15.21 (2.0) 4/28 |
| -- | Munya MUNYATI | SO 16.20 (0.6) 4/28 |
| -- | Jonathan FISHER | SO 16.43 (2.0) 3/24 |

| | | |
|-----------|----------------------------|---------------------|
| 16 | Christopher Newport | 1:02.48 |
| LW: -- | | average 15.62 |
| 12 | Ryan SCOTT | SR 14.46 (0.9) 5/4 |
| 49 | Lewis FOLLI | SR 14.98 (0.9) 5/4 |
| 206 | Hunter SUTLIFF | SR 15.88 (0.9) 5/4 |
| -- | Samuel AKERS | FR 17.16 (-2.2) 5/4 |



2018 Outdoor Track & Field, Week #8

Men's 400 Meter Hurdles

| | | | | |
|-----------|-----------------------------|----------------------|--|------|
| 1 | Augustana (Ill.) | 3:37.78 | | |
| LW: -- | | <i>average 54.45</i> | | |
| 3 | Josh YAMAMOTO | SR 51.84 | | 5/4 |
| 19 | Clayton SOMMERS | JR 53.22 | | 5/4 |
| 76 | Matthew HENRY | SR 55.24 | | 5/4 |
| 206 | Nic CERVANTES | SO 57.48 | | 4/20 |
| 2 | Wartburg | 3:39.21 | | |
| LW: -- | | <i>average 54.80</i> | | |
| 25 | Dallas WRIGHT | FR 53.46 | | 5/17 |
| 52 | Nick KENNICKER | SO 54.68 | | 5/17 |
| 58 | Dillon DEMOTT | SR 54.85 | | 5/4 |
| 141 | Eli BARRETT | FR 56.22 | | 4/21 |
| 3 | North Central (Ill.) | 3:40.38 | | |
| LW: -- | | <i>average 55.10</i> | | |
| 5 | Peyton PIRON | JR 51.98 | | 5/4 |
| 88 | Kyle HILTON | JR 55.40 | | 5/4 |
| 128 | Gavin CERNEK | SO 55.91 | | 5/4 |
| 184 | Erik MUSGRAVE | SO 57.09 | | 4/7 |
| 4 | Stockton | 3:40.68 | | |
| LW: -- | | <i>average 55.17</i> | | |
| 29 | Olivier PAUL | FR 53.88 | | 5/5 |
| 35 | Omar DOGBEY | SR 54.13 | | 5/5 |
| 82 | Brenden O'BRIEN | FR 55.31 | | 4/28 |
| 200 | Mark CHERY | SO 57.36 | | 4/20 |
| 5 | Saint John's (Minn.) | 3:41.90 | | |
| LW: -- | | <i>average 55.48</i> | | |
| 30 | Max MARTIN | JR 53.94 | | 5/11 |
| 47 | Mitch PECK | SR 54.51 | | 5/11 |
| 59 | Brady LABINE | FR 54.90 | | 5/11 |
| -- | Theodore KAINZ | JR 58.55 | | 4/12 |
| 6 | UW-Whitewater | 3:42.63 | | |
| LW: -- | | <i>average 55.66</i> | | |
| 16 | Alex DUFF | SO 53.08 | | 5/4 |
| 123 | Noah VERHEYDEN | JR 55.83 | | 5/4 |
| 138 | Joe LABS | SO 56.19 | | 5/4 |
| 209 | Joe BULLIS | SO 57.53 | | 4/20 |
| 7 | UW-Platteville | 3:43.39 | | |
| LW: -- | | <i>average 55.85</i> | | |
| 14 | Matt HOKANSON | SO 53.05 | | 5/10 |
| 132 | Cole GORE | SO 56.03 | | 5/4 |
| 167 | Jacob DEBONIS | JR 56.70 | | 4/12 |
| 214 | Sean KOMRO | FR 57.61 | | 4/12 |
| 8 | SUNY Cortland | 3:43.66 | | |
| LW: -- | | <i>average 55.92</i> | | |
| 54 | Noah SERRETTE | SO 54.73 | | 5/4 |
| 79 | Austen JOHNSON | JR 55.26 | | 5/4 |
| 96 | Adam PERILLI | FR 55.48 | | 4/24 |
| -- | Jonny POLO RANKIN | FR 58.19 | | 5/4 |
| 9 | Otterbein | 3:44.16 | | |
| LW: -- | | <i>average 56.04</i> | | |
| 22 | Cwinn FEBUS | SO 53.29 | | 5/11 |
| 106 | Tanner SIPES | SO 55.65 | | 4/27 |
| 161 | Brandon SHADE | JR 56.62 | | 4/27 |
| -- | Mackenzie CONLON | SO 58.60 | | 4/20 |
| 10 | Texas Lutheran | 3:44.81 | | |
| LW: -- | | <i>average 56.20</i> | | |
| 72 | Ian HONS | JR 55.19 | | 4/27 |
| 84 | Chris TORRES | SO 55.36 | | 4/27 |
| 141 | Trevor ROBERTS | SO 56.22 | | 4/27 |
| -- | Travis ROBERTS | SO 58.04 | | 3/31 |
| 11 | Washington (Mo.) | 3:45.76 | | |
| LW: -- | | <i>average 56.44</i> | | |
| 28 | Andrew WHITAKER | FR 53.52 | | 5/16 |
| 39 | Michael BILLINGTON | SR 54.32 | | 4/28 |
| 250 | Samuel LASOTA | JR 58.02 | | 3/31 |
| -- | Christopher THEUERKAUF | FR 59.90 | | 4/20 |
| 12 | Middlebury | 3:46.03 | | |
| LW: -- | | <i>average 56.51</i> | | |
| 38 | Tyler FARRELL | SR 54.25 | | 4/28 |
| 83 | Jonathan FISHER | SO 55.35 | | 4/28 |
| 190 | Paul MALLOY | SR 57.17 | | 3/31 |
| -- | Masa SAKAMOTO | JR 59.26 | | 4/7 |
| 13 | Tufts | 3:46.45 | | |
| LW: -- | | <i>average 56.61</i> | | |
| 13 | Andrew DIMAITI | SR 52.95 | | 3/24 |
| 98 | Billy WITROCK | SO 55.50 | | 4/28 |
| 240 | Henry HINTERMEISTER | JR 57.87 | | 3/31 |
| -- | Avery BARNES | FR 1:00.13 | | 3/24 |
| 14 | UW-La Crosse | 3:46.51 | | |
| LW: -- | | <i>average 56.63</i> | | |
| 76 | Charlie HANDRICK | FR 55.24 | | 5/4 |
| 121 | Trysten POWELL | SO 55.82 | | 5/17 |
| 197 | Will SEESER | SO 57.33 | | 4/28 |
| -- | Andrew PISCHKE | FR 58.12 | | 4/21 |
| 15 | St. Thomas (Minn.) | 3:46.82 | | |
| LW: -- | | <i>average 56.71</i> | | |
| 76 | Jonah SCHOENFELDER | SO 55.24 | | 5/11 |
| 155 | Evan TEYNOR | FR 56.50 | | 5/11 |
| 201 | Austin COATES | SO 57.38 | | 5/5 |
| 222 | Jordan O'REILLY | SR 57.70 | | 5/11 |
| 16 | Monmouth (Ill.) | 3:46.97 | | |
| LW: -- | | <i>average 56.74</i> | | |
| 51 | Vaughn GENTZLER | SR 54.63 | | 5/11 |
| 114 | Tyler BLAND | JR 55.75 | | 5/11 |
| 191 | Carl O'CONNOR | JR 57.20 | | 5/5 |
| -- | Alex CUTRIGHT | FR 59.39 | | 4/24 |



2018 Outdoor Track & Field, Week #8

Men's High Jump

| | | | |
|----------|--------------------|----------------------|-------------|
| 1 | Rowan | 8.31m | 27-3 |
| LW: -- | | <i>average 2.08m</i> | <i>6-9%</i> |
| 1 | Jeffrey Jon TUCKER | SR 2.19m | 7-2% 4/27 |
| 6 | Harrison ESCOFFERY | SR 2.10m | 6-10% 4/20 |
| 31 | Earnest DANIEL | FR 2.02m | 6-7% 5/5 |
| 41 | Jason THOUBOURNE | FR 2.00m | 6-6% 3/15 |

| | | | |
|----------|------------------|----------------------|---------------|
| 2 | Adrian | 8.21m | 26-11¼ |
| LW: -- | | <i>average 2.05m</i> | <i>6-8%</i> |
| 11 | Nicholas JACKSON | FR 2.08m | 6-9% 4/20 |
| 11 | Jordan DAVIS | JR 2.08m | 6-9% 4/20 |
| 24 | Dazmond LAWRENCE | FR 2.05m | 6-8% 4/20 |
| 41 | John HAMILTON | SO 2.00m | 6-6% 4/20 |

| | | | |
|----------|----------------------|----------------------|---------------|
| 3 | UW-Whitewater | 7.91m | 25-11¼ |
| LW: -- | | <i>average 1.98m</i> | <i>6-5%</i> |
| 2 | DuVaun GOODLOW | SR 2.12m | 6-11% 5/4 |
| 82 | Dylan FERGER | JR 1.95m | 6-4% 5/4 |
| 82 | Quinn HALVERSEN | FR 1.95m | 6-4% 5/4 |
| 171 | Greg HATZINGER | SO 1.89m | 6-2% 4/20 |

| | | | |
|----------|------------------|----------------------|--------------|
| 4 | MIT | 7.90m | 25-11 |
| LW: -- | | <i>average 1.98m</i> | <i>6-5%</i> |
| 6 | Alec REDUKER | SO 2.10m | 6-10% 3/31 |
| 37 | Chris WASHINGTON | SO 2.01m | 6-7 4/13 |
| 141 | Steven SPECK | SO 1.91m | 6-3% 4/13 |
| 177 | Sope EWEJE | JR 1.88m | 6-2 4/21 |

| | | | |
|----------|---------------------|----------------------|--------------|
| 5 | Stockton | 7.87m | 25-9¾ |
| LW: -- | | <i>average 1.97m</i> | <i>6-5%</i> |
| 5 | Donavan BRYAN-FRANK | SO 2.11m | 6-11 4/28 |
| 64 | Andrew KELLY | FR 1.97m | 6-5% 5/5 |
| 129 | James BOWBLISS | SO 1.92m | 6-3% 3/31 |
| 202 | Hunter DALY | FR 1.87m | 6-1% 5/5 |

| | | | |
|----------|-----------------|----------------------|--------------|
| 6 | Hope | 7.77m | 25-5¾ |
| LW: -- | | <i>average 1.94m</i> | <i>6-4%</i> |
| 37 | Joshua IZENBART | SO 2.01m | 6-7 4/26 |
| 73 | Ethan LARSON | FR 1.96m | 6-5 5/16 |
| 102 | Brandon MAURICE | SO 1.93m | 6-4 3/16 |
| 202 | Jared LOWE | FR 1.87m | 6-1% 4/7 |

| | | | |
|----------|-------------------|----------------------|-------------|
| 7 | George Fox | 7.70m | 25-3 |
| LW: -- | | <i>average 1.93m</i> | <i>6-3%</i> |
| 14 | Jacoby WOLFE | JR 2.07m | 6-9% 5/17 |
| 152 | Alex CANCHOLA | SR 1.90m | 6-2% 4/9 |
| 171 | Bryant WOOD | FR 1.89m | 6-2% 3/17 |
| -- | Jon PROCTOR | SR 1.84m | 6-½ 4/9 |

| | | | |
|----------|---------------------------|----------------------|--------------|
| 8 | St. Thomas (Minn.) | 7.69m | 25-2¾ |
| LW: -- | | <i>average 1.92m</i> | <i>6-3%</i> |
| 50 | Jake KELLY | FR 1.99m | 6-6% 5/11 |
| 102 | Bill LICHLITER | SO 1.93m | 6-4 5/17 |
| 152 | Connor O'NEILL | SR 1.90m | 6-2% 5/11 |
| 202 | Conor WHITE | JR 1.87m | 6-1% 5/11 |

| | | | |
|----------|-----------------------|----------------------|--------------|
| 9 | Southern Maine | 7.69m | 25-2¾ |
| LW: -- | | <i>average 1.92m</i> | <i>6-3%</i> |
| 51 | Justin PIERCE | JR 1.98m | 6-6 4/28 |
| 102 | Jack RICKER | FR 1.93m | 6-4 4/28 |
| 152 | Drew GAMAGE | JR 1.90m | 6-2% 4/14 |
| 177 | Donivyn HARMS | FR 1.88m | 6-2 4/21 |

| | | | |
|-----------|----------------|----------------------|-------------|
| 10 | Centre | 7.67m | 25-2 |
| LW: -- | | <i>average 1.92m</i> | <i>6-3%</i> |
| 51 | Thomas BURKEY | SO 1.98m | 6-6 4/20 |
| 102 | Patrick GAGO | FR 1.93m | 6-4 4/20 |
| 102 | Demontre LEWIS | JR 1.93m | 6-4 4/20 |
| -- | Henry GUNNER | SO 1.83m | 6-0 4/20 |

| | | | |
|-----------|--------------------------|----------------------|--------------|
| 11 | Bridgewater (Va.) | 7.65m | 25-1¼ |
| LW: -- | | <i>average 1.91m</i> | <i>6-3%</i> |
| 41 | Ryan SHEPARD | JR 2.00m | 6-6% 4/13 |
| 96 | Rashon DAVIS | SO 1.94m | 6-4% 4/20 |
| 141 | Brandon CHRISTIAN | JR 1.91m | 6-3% 4/20 |
| -- | John GIESELER | SO 1.80m | 5-10% 4/13 |

| | | | |
|-----------|----------------|----------------------|---------------|
| 12 | Dubuque | 7.61m | 24-11½ |
| LW: -- | | <i>average 1.90m</i> | <i>6-2%</i> |
| 64 | Darrion MORGAN | FR 1.97m | 6-5% 4/27 |
| 152 | Kortez PICKETT | JR 1.90m | 6-2% 4/12 |
| 202 | Sirrus BIER | FR 1.87m | 6-1% 4/4 |
| 202 | David JOHNSON | SO 1.87m | 6-1% 4/4 |

| | | | |
|-----------|----------------------|----------------------|---------------|
| 13 | SUNY Cortland | 7.61m | 24-11½ |
| LW: -- | | <i>average 1.90m</i> | <i>6-2%</i> |
| 82 | Zachary KASHMER | SO 1.95m | 6-4% 5/4 |
| 96 | Nick VACHON | SR 1.94m | 6-4% 4/13 |
| 129 | Isaiah BROOKS | FR 1.92m | 6-3% 5/16 |
| -- | Jesse HAYNES | FR 1.80m | 5-10% 5/4 |

| | | | |
|-----------|-----------------------|----------------------|---------------|
| 14 | Texas Lutheran | 7.59m | 24-10¾ |
| LW: -- | | <i>average 1.90m</i> | <i>6-2%</i> |
| 64 | Dalton MASTERS | SO 1.97m | 6-5% 4/27 |
| 177 | Heath MCDONOUGH | FR 1.88m | 6-2 3/23 |
| 202 | Travis ROBERTS | SO 1.87m | 6-1% 4/27 |
| 202 | Christopher FRANK | JR 1.87m | 6-1% 4/27 |

| | | | |
|-----------|-----------------|----------------------|--------------|
| 15 | WPI | 7.55m | 24-9¼ |
| LW: -- | | <i>average 1.89m</i> | <i>6-2%</i> |
| 73 | Brandon HOGHAUG | SR 1.96m | 6-5 5/11 |
| 102 | Jack DEVINE | SR 1.93m | 6-4 3/31 |
| 177 | Garth HULL | SO 1.88m | 6-2 4/28 |
| -- | Parker SIMPSON | FR 1.78m | 5-10 4/7 |

| | | | |
|-----------|---------------------------|----------------------|--------------|
| 16 | Washington and Lee | 7.51m | 24-7½ |
| LW: -- | | <i>average 1.88m</i> | <i>6-1%</i> |
| 141 | Davis TURNER | SR 1.91m | 6-3% 4/20 |
| 171 | Jack TEAGLE | FR 1.89m | 6-2% 3/16 |
| 177 | Dan KUNTZ | FR 1.88m | 6-2 4/20 |
| -- | Ellis ROBINSON | FR 1.83m | 6-0 4/20 |



2018 Outdoor Track & Field, Week #8

Men's Pole Vault

| | | | |
|----------|-------------------|---------------|--|
| 1 | UW-Oshkosh | 19.45m | 63-9³/₄ |
| LW: -- | | average 4.86m | 15-11 ¹ / ₂ |
| 6 | Devan GERTSCHEN | SR | 5.10m 16-8 ³ / ₄ 5/4 |
| 14 | Joe VILS | SO | 4.90m 16- ³ / ₄ 4/28 |
| 25 | Mitchell HASEY | SR | 4.80m 15-9 4/28 |
| 46 | Zach EMMER | SO | 4.65m 15-3 4/28 |

| | | | |
|----------|--------------------|---------------|---|
| 1 | UW-Stout | 19.45m | 63-9³/₄ |
| LW: -- | | average 4.86m | 15-11 ¹ / ₂ |
| 10 | Noah ZASTROW | FR | 5.00m 16-4 ³ / ₄ 5/4 |
| 18 | Christian LUCCHESI | SR | 4.89m 16- ¹ / ₂ 5/13 |
| 23 | Josh FREYHOLTZ | JR | 4.81m 15-9 ¹ / ₄ 4/28 |
| 30 | Robert MESENBURG | SR | 4.75m 15-7 5/4 |

| | | | |
|----------|---------------------|---------------|---|
| 3 | UW-La Crosse | 19.44m | 63-9¹/₄ |
| LW: -- | | average 4.86m | 15-11 ¹ / ₂ |
| 7 | Wes EVANSEN | SR | 5.04m 16-6 ¹ / ₂ 5/13 |
| 8 | Eli TEMANSEN | JR | 5.01m 16-5 ¹ / ₄ 4/24 |
| 30 | Lucas MCCORMICK | FR | 4.75m 15-7 5/4 |
| 49 | Tyler KRAEGER | SR | 4.64m 15-2 ³ / ₄ 4/24 |

| | | | |
|----------|-----------------|---------------|---|
| 4 | Ithaca | 18.68m | 61-3¹/₂ |
| LW: -- | | average 4.67m | 15-3 ³ / ₄ |
| 35 | David DORSEY | SR | 4.70m 15-5 4/7 |
| 35 | Joey NALLY | SO | 4.70m 15-5 4/7 |
| 46 | Martin DESMERY | JR | 4.65m 15-3 4/14 |
| 50 | Connor FLORCZYK | SO | 4.63m 15-2 ¹ / ₄ 5/14 |

| | | | |
|----------|----------------------|---------------|---|
| 5 | UW-Whitewater | 18.57m | 60-11 |
| LW: -- | | average 4.64m | 15-2 ³ / ₄ |
| 4 | Zach JASINSKI | SO | 5.11m 16-9 ¹ / ₄ 5/10 |
| 58 | Adam SCHOMMER | SO | 4.60m 15-1 5/17 |
| 86 | Aron SCHWARTZ | SR | 4.46m 14-7 ¹ / ₂ 5/10 |
| 102 | Alex FISKE | SR | 4.40m 14-5 ¹ / ₄ 4/20 |

| | | | |
|----------|-------------------|---------------|---|
| 6 | LeTourneau | 18.10m | 59-4¹/₂ |
| LW: -- | | average 4.53m | 14-10 |
| 14 | Alex HINDMAN | FR | 4.90m 16- ³ / ₄ 5/13 |
| 14 | Austin PARRISH | FR | 4.90m 16- ³ / ₄ 4/5 |
| 140 | Cole IRONSIDE | FR | 4.30m 14-1 ¹ / ₄ 4/20 |
| 240 | Arvin HRUSHKA | FR | 4.00m 13-1 ¹ / ₂ 4/20 |

| | | | |
|----------|---------------------|---------------|---|
| 7 | MIT | 18.00m | 59-1¹/₂ |
| LW: -- | | average 4.50m | 14-9 |
| 25 | Scott CAMERON | JR | 4.80m 15-9 5/3 |
| 102 | Max HARDY | FR | 4.40m 14-5 ¹ / ₄ 5/3 |
| 102 | Everett BRANDYBERRY | FR | 4.40m 14-5 ¹ / ₄ 4/28 |
| 102 | Bobby UPTON | SO | 4.40m 14-5 ¹ / ₄ 4/21 |

| | | | |
|----------|---------------------------|---------------|---|
| 8 | St. Thomas (Minn.) | 17.99m | 59-1¹/₄ |
| LW: -- | | average 4.50m | 14-9 |
| 10 | Connor O'NEILL | SR | 5.00m 16-4 ³ / ₄ 5/17 |
| 84 | Michael BURY | SO | 4.49m 14-8 ³ / ₄ 4/19 |
| 140 | Adam RIKKERS | SO | 4.30m 14-1 ¹ / ₄ 5/11 |
| 177 | Preston HUDDLESTON | SR | 4.20m 13-9 ¹ / ₄ 4/19 |

| | | | |
|----------|---------------|---------------|--|
| 9 | RIT | 17.81m | 58-5¹/₄ |
| LW: -- | | average 4.45m | 14-7 ¹ / ₄ |
| 8 | Ethan MAGUIRE | JR | 5.01m 16-5 ¹ / ₄ 5/16 |
| 102 | Thomas JAMES | FR | 4.40m 14-5 ¹ / ₄ 4/28 |
| 161 | Nicholas JOHN | FR | 4.25m 13-11 ¹ / ₄ 5/10 |
| 189 | Grant CROFT | FR | 4.15m 13-7 ¹ / ₄ 5/4 |

| | | | |
|-----------|-----------------------|---------------|--|
| 10 | Wheaton (Ill.) | 17.77m | 58-3¹/₂ |
| LW: -- | | average 4.44m | 14-6 ¹ / ₄ |
| 52 | David BRADLEY | FR | 4.61m 15-1 ¹ / ₂ 5/4 |
| 70 | Peter BRADLEY | SO | 4.55m 14-11 4/28 |
| 132 | Nathan CRUZ | JR | 4.31m 14-1 ¹ / ₄ 5/4 |
| 140 | Leif VAN GRINSVEN | JR | 4.30m 14-1 ¹ / ₄ 5/4 |

| | | | |
|-----------|-----------------------------|---------------|--|
| 11 | Claremont-Mudd-Scrip | 17.71m | 58-1¹/₄ |
| LW: -- | | average 4.43m | 14-6 ¹ / ₄ |
| 14 | Michael WAGENVELD | JR | 4.90m 16- ³ / ₄ 4/14 |
| 58 | Walker QUINN | SO | 4.60m 15-1 4/20 |
| 156 | Jackson COONEY | SR | 4.26m 13-11 ¹ / ₄ 4/27 |
| -- | Lincoln BERNARD | FR | 3.95m 12-11 ¹ / ₂ 4/14 |

| | | | |
|-----------|-----------------------|---------------|---|
| 12 | UW-Platteville | 17.57m | 57-7³/₄ |
| LW: -- | | average 4.39m | 14-5 |
| 65 | Josh MILLER | SR | 4.59m 15- ³ / ₄ 5/13 |
| 91 | Cody FAUST | JR | 4.45m 14-7 ¹ / ₄ 5/17 |
| 102 | Jacob HIRSBRUNNER | JR | 4.40m 14-5 ¹ / ₄ 4/20 |
| 198 | Greg VOGT | JR | 4.13m 13-6 ¹ / ₂ 4/12 |

| | | | |
|-----------|---------------------|---------------|---|
| 13 | Bluffton | 17.55m | 57-7 |
| LW: -- | | average 4.39m | 14-4 ¹ / ₄ |
| 12 | Gabe MAKIN | FR | 4.91m 16-1 ¹ / ₄ 4/27 |
| 44 | Kyle KNEZOVICH | SR | 4.69m 15-4 ¹ / ₂ 4/14 |
| 153 | Justin KAUFFMAN | SO | 4.29m 14- ³ / ₄ 4/14 |
| -- | Michael HILDEBRANDT | FR | 3.66m 12-0 4/20 |

| | | | |
|-----------|-------------------------|---------------|---|
| 14 | Augustana (Ill.) | 17.37m | 56-11³/₄ |
| LW: -- | | average 4.34m | 14-3 |
| 52 | Arthur ATWELL | JR | 4.61m 15-1 ¹ / ₂ 5/4 |
| 132 | Mark VANDERHEYDEN | JR | 4.31m 14-1 ¹ / ₄ 5/4 |
| 140 | Patrick CROMPTON | JR | 4.30m 14-1 ¹ / ₄ 5/17 |
| 189 | Kevin DONOVAN | SO | 4.15m 13-7 ¹ / ₄ 5/17 |

| | | | |
|-----------|-----------------|---------------|--|
| 15 | Williams | 17.30m | 56-9 |
| LW: -- | | average 4.33m | 14-2 ¹ / ₄ |
| 70 | Pierceson BROWN | SR | 4.55m 14-11 4/21 |
| 102 | Tobias MUELLERS | SR | 4.40m 14-5 ¹ / ₄ 5/11 |
| 102 | Tommy RILEY | SR | 4.40m 14-5 ¹ / ₄ 4/28 |
| -- | Marshall BORRUS | SO | 3.95m 12-11 ¹ / ₂ 4/21 |

| | | | |
|-----------|--------------------|---------------|---|
| 16 | Rose-Hulman | 17.25m | 56-7 |
| LW: -- | | average 4.31m | 14-1 ¹ / ₄ |
| 30 | Nick PALMER | JR | 4.75m 15-7 4/20 |
| 46 | Cameron PRISBY | SO | 4.65m 15-3 4/27 |
| 189 | Kristian ZADLO | FR | 4.15m 13-7 ¹ / ₄ 4/27 |
| -- | Mikey HOLTZ | FR | 3.70m 12-1 ¹ / ₂ 4/7 |



2018 Outdoor Track & Field, Week #8

Men's Long Jump

| Rank | Team | Score | Average | 22-23 |
|-----------|---------------------------|----------------------|----------------------|--------------|
| 1 | Rowan | 27.94m 91-8 | average 6.99m | 22-11 |
| LW: -- | | | | |
| 23 | Jeffrey Jon TUCKER SR | 7.20m 23-7½ (0.0) | | 5/5 |
| 52 | Francis RICHARD FR | 7.01m 23-0 (0.7) | | 5/14 |
| 73 | John OWENS FR | 6.92m 22-8½ (0.4) | | 5/16 |
| 93 | Jason THOUBOURNE FR | 6.81m 22-4¼ (0.6) | | 3/30 |
| 2 | Bethany (W.Va.) | 27.48m 90-2 | average 6.87m | 22-6½ |
| LW: -- | | | | |
| 6 | B SALLAH-MOHAMMED SO | 7.42m 24-4¼ (0.1) | | 5/16 |
| 48 | Michael SPEEDY FR | 7.04m 23-1¼ (0.0) | | 5/16 |
| 209 | Lee SANDERS JR | 6.56m 21-6¼ (0.5) | | 4/25 |
| -- | Malik ELLIS FR | 6.46m 21-2½ (0.0) | | 4/25 |
| 2 | UW-Whitewater | 27.48m 90-2 | average 6.87m | 22-6½ |
| LW: -- | | | | |
| 60 | Alex DUFF SO | 6.97mw 22-10½ (2.1) | | 4/20 |
| 63 | Dylan FERGER JR | 6.95m 22-9¼ (0.9) | | 5/4 |
| 63 | Matt GREEN JR | 6.95mw 22-9¼ (2.9) | | 5/4 |
| 183 | Tanner STEPHENS JR | 6.61mw 21-8¼ (2.9) | | 4/28 |
| 4 | Nebraska Wesleyan | 27.47m 90-1½ | average 6.87m | 22-6½ |
| LW: -- | | | | |
| 12 | Trent KOEHLER SO | 7.27m 23-10¼ (2.0) | | 5/17 |
| 12 | Malik MORRIS SR | 7.27mw 23-10¼ (3.8) | | 4/5 |
| -- | Nolinh LINEBAUGH JR | 6.47mw 21-2¼ (3.0) | | 4/26 |
| -- | Matt WINTER FR | 6.46m 21-2½ (1.2) | | 5/10 |
| 5 | Augustana (Ill.) | 27.44m 90-½ | average 6.86m | 22-6¼ |
| LW: -- | | | | |
| 33 | Travon ALDRIDGE SR | 7.11m 23-4 (1.2) | | 5/4 |
| 66 | Tyler RUBARTS SR | 6.94mw 22-9¼ (2.5) | | 5/17 |
| 86 | Evan MURPHY SR | 6.86m 22-6¼ (1.9) | | 5/17 |
| 231 | Andrew ADAMS SR | 6.53m 21-5¼ (1.4) | | 5/16 |
| 6 | RIT | 27.40m 89-10¾ | average 6.85m | 22-5¾ |
| LW: -- | | | | |
| 38 | Daniel GIULIANO SO | 7.09mw 23-3¼ (3.8) | | 5/4 |
| 48 | Jeff WALTER FR | 7.04mw 23-1¼ (4.0) | | 5/4 |
| 149 | Devante MARSHALL SO | 6.67m 21-10¼ (0.0) | | 4/24 |
| 185 | Stephen MORRISSEY FR | 6.60m 21-8 (1.1) | | 4/24 |
| 7 | UW-La Crosse | 27.32m 89-7¾ | average 6.83m | 22-5 |
| LW: -- | | | | |
| 7 | Jacob TEUNAS SO | 7.31m 23-11¼ (1.4) | | 5/4 |
| 60 | Samuel SADOWSKI SO | 6.97m 22-10¼ (0.4) | | 5/4 |
| 221 | Sean BROIHIER SO | 6.54m 21-5½ (0.3) | | 5/13 |
| 250 | Noah MEETEER JR | 6.50mw 21-4 (3.1) | | 4/21 |
| 8 | SUNY Cortland | 27.27m 89-5¾ | average 6.82m | 22-4¾ |
| LW: -- | | | | |
| 19 | Devlen WILLIAMS SR | 7.22mw 23-8¼ (2.2) | | 5/16 |
| 58 | Dawan JONES SR | 6.99m 22-11¼ (1.6) | | 5/4 |
| 185 | Wendell BRAND SO | 6.60mw 21-8 (2.7) | | 5/4 |
| -- | Zachary KASHMER SO | 6.46m 21-2½ (-0.1) | | 4/12 |
| 9 | St. Thomas (Minn.) | 27.19m 89-2½ | average 6.80m | 22-3¼ |
| LW: -- | | | | |
| 30 | Conor WHITE JR | 7.15m 23-5½ (1.5) | | 5/17 |
| 117 | Nicholas SPANN JR | 6.73m 22-1 (1.5) | | 4/19 |
| 152 | Preston HUDDLESTON SR | 6.66m 21-10¼ (-0.7) | | 5/3 |
| 162 | Connor O'NEILL SR | 6.65m 21-10 (0.0) | | 5/5 |
| 10 | La Verne | 27.13m 89-¼ | average 6.78m | 22-3 |
| LW: -- | | | | |
| 20 | Kyle AMBAT JR | 7.21m 23-8 (0.0) | | 5/16 |
| 105 | Anthony CARTER JR | 6.77m 22-2½ (0.1) | | 4/14 |
| 110 | Nicholas FREEMAN FR | 6.75m 22-1¼ (0.6) | | 4/14 |
| -- | Hunter POWERS JR | 6.40m 21-0 (1.9) | | 4/27 |
| 11 | MIT | 27.13m 89-¼ | average 6.78m | 22-3 |
| LW: -- | | | | |
| 44 | William RUSCHEL SR | 7.06m 23-2 (1.0) | | 5/3 |
| 44 | Yorai SHAOUL FR | 7.06m 23-2 (1.1) | | 5/3 |
| 198 | Mac GREGG FR | 6.58m 21-7¼ (2.0) | | 3/31 |
| -- | Chris WASHINGTON SO | 6.43m 21-1¼ (0.0) | | 4/7 |
| 12 | Brockport | 27.12m 88-11¾ | average 6.78m | 22-3 |
| LW: -- | | | | |
| 66 | Rutchlor LOUIS FR | 6.94m 22-9¼ (-0.8) | | 4/14 |
| 108 | Marquise RIDDICK SR | 6.76m 22-2¼ (0.6) | | 5/16 |
| 117 | Taj SHAW SO | 6.73m 22-1 (1.7) | | 4/28 |
| 136 | Raphael ABEL SO | 6.69m 21-11½ (0.7) | | 4/28 |
| 13 | Benedictine (Ill.) | 27.11m 88-11½ | average 6.78m | 22-3 |
| LW: -- | | | | |
| 8 | Luther NEWBURN SO | 7.30m 23-11¼ (-1.5) | | 5/16 |
| 83 | Roman HILL SO | 6.88m 22-7 (0.7) | | 5/4 |
| -- | Juwuan WELLS JR | 6.47m 21-2¼ (0.6) | | 4/24 |
| -- | Ron SMITH SO | 6.46mw 21-2½ (3.2) | | 5/4 |
| 14 | Salisbury | 27.03m 88-8¼ | average 6.76m | 22-2 |
| LW: -- | | | | |
| 60 | Jeffrey MCINNIS SO | 6.97mw 22-10¼ (2.2) | | 5/4 |
| 77 | Donovan BECKETT-SIMMS FR | 6.90mw 22-7¼ (4.0) | | 5/4 |
| 162 | Chis LEBY SO | 6.65mw 21-10 (3.3) | | 5/4 |
| 245 | Matthew ADEDEJI SR | 6.51mw 21-4¼ (3.6) | | 5/4 |
| 15 | George Fox | 27.00m 88-7 | average 6.75m | 22-1¼ |
| LW: -- | | | | |
| 38 | Alex CANCHOLA SR | 7.09m 23-3¼ (1.3) | | 4/20 |
| 66 | Noah LAMADRID JR | 6.94m 22-9¼ (1.5) | | 4/20 |
| 167 | Berkley HILL FR | 6.64mw 21-9½ (2.7) | | 5/11 |
| -- | Keenan OHERN FR | 6.33m 20-9¼ (1.3) | | 5/17 |
| 16 | Bowdoin | 26.91m 88-3½ | average 6.73m | 22-1 |
| LW: -- | | | | |
| 80 | Brian GREENBERG SR | 6.89mw 22-7¼ (3.1) | | 5/3 |
| 100 | Reid BRAWER FR | 6.78mw 22-3 (3.3) | | 4/21 |
| 136 | Joseph STAUDT JR | 6.69mw 21-11½ (3.4) | | 4/21 |
| 213 | Jared PRIOR SO | 6.55mw 21-6 (2.3) | | 5/3 |



2018 Outdoor Track & Field, Week #8

Men's Triple Jump

| | | | | | | | | | |
|-----------|---------------------------|----|-----------------------|---------------|------|--|--|--|--|
| 1 | MIT | | 58.00m | 190-3 | | | | | |
| LW: -- | | | <i>average 14.50m</i> | 47-7 | | | | | |
| 6 | Yorai SHAOUL | FR | 15.06m | 49-5 (1.5) | 5/3 | | | | |
| 11 | William RUSCHEL | SR | 14.74m | 48-4½ (1.2) | 5/3 | | | | |
| 43 | Ryan PRINSTER | JR | 14.17m | 46-6 (1.2) | 5/3 | | | | |
| 59 | Jason VILLANUEVA | JR | 14.03m | 46-½ (0.7) | 5/17 | | | | |
| 2 | SUNY Cortland | | 57.17m | 187-6 | | | | | |
| LW: -- | | | <i>average 14.29m</i> | 46-10¾ | | | | | |
| 9 | Dawan JONES | SR | 14.84m | 48-8¼ (1.5) | 4/13 | | | | |
| 31 | Christopher WHITE | JR | 14.40m | 47-3 (2.0) | 4/21 | | | | |
| 59 | Wendell BRAND | SO | 14.03mw | 46-½ (2.7) | 5/16 | | | | |
| 73 | Kwaku OFOSU | FR | 13.90mw | 45-7¼ (2.3) | 5/4 | | | | |
| 3 | Augustana (Ill.) | | 56.18m | 184-4 | | | | | |
| LW: -- | | | <i>average 14.05m</i> | 46-1 | | | | | |
| 12 | Evan MURPHY | SR | 14.71m | 48-3¼ (1.4) | 5/10 | | | | |
| 21 | Travon ALDRIDGE | SR | 14.51m | 47-7¼ (0.4) | 5/4 | | | | |
| 62 | Mason WRIGHT | FR | 14.01mw | 45-11¼ (2.1) | 5/4 | | | | |
| 223 | Tyler RUBARTS | SR | 12.95m | 42-6 (0.5) | 5/4 | | | | |
| 4 | UW-Whitewater | | 55.94m | 183-6 | | | | | |
| LW: -- | | | <i>average 13.99m</i> | 45-10¾ | | | | | |
| 8 | Matt GREEN | JR | 14.88mw | 48-10 (2.2) | 4/20 | | | | |
| 53 | Tanner STEPHENS | JR | 14.06m | 46-1½ (0.8) | 5/4 | | | | |
| 73 | Lucas SKAALAND | FR | 13.90m | 45-7¼ (1.7) | 5/4 | | | | |
| 186 | Eric NEUENSCHWANDER | FR | 13.10m | 42-11¼ (0.1) | 4/12 | | | | |
| 5 | Benedictine (Ill.) | | 55.74m | 182-10 | | | | | |
| LW: -- | | | <i>average 13.94m</i> | 45-8¾ | | | | | |
| 1 | Luther NEWBURN | SO | 15.57m | 51-1 (-1.7) | 5/16 | | | | |
| 68 | Juwuan WELLS | JR | 13.93m | 45-8½ (0.0) | 4/21 | | | | |
| 107 | DJ ANDERSON | FR | 13.62mw | 44-8¼ (3.2) | 5/4 | | | | |
| -- | Anthony DRIVER | FR | 12.62m | 41-5 (0.0) | 4/24 | | | | |
| 6 | Salisbury | | 55.34m | 181-6 | | | | | |
| LW: -- | | | <i>average 13.84m</i> | 45-4¾ | | | | | |
| 4 | Donovan BECKETT-SIMMS | FR | 15.23m | 49-11¼ (1.9) | 5/16 | | | | |
| 40 | Matthew ADEDEJI | SR | 14.19m | 46-6¼ (1.3) | 5/4 | | | | |
| 180 | Jeffrey MCINNIS | SO | 13.14mw | 43-1½ (2.4) | 3/15 | | | | |
| -- | Chis LEBY | SO | 12.78m | 41-11¼ (1.3) | 5/4 | | | | |
| 7 | St. Thomas (Minn.) | | 55.11m | 180-9 | | | | | |
| LW: -- | | | <i>average 13.78m</i> | 45-2½ | | | | | |
| 56 | Luke VANZUILEN | SR | 14.04m | 46-¾ (0.0) | 5/11 | | | | |
| 84 | Nicholas SPANN | JR | 13.76m | 45-1¼ (-0.1) | 5/11 | | | | |
| 93 | Connor O'NEILL | SR | 13.71m | 44-11¼ (0.0) | 5/11 | | | | |
| 111 | Conor WHITE | JR | 13.60m | 44-7½ (0.0) | 5/11 | | | | |
| 8 | Rowan | | 55.01m | 180-5 | | | | | |
| LW: -- | | | <i>average 13.75m</i> | 45-1½ | | | | | |
| 35 | Harrison ESCOFFERY | SR | 14.26m | 46-9½ (0.0) | 5/14 | | | | |
| 64 | Earnest DANIEL | FR | 14.00m | 45-11¼ (-1.9) | 3/30 | | | | |
| 75 | Francis RICHARD | FR | 13.89mw | 45-7 (2.4) | 5/5 | | | | |
| -- | John OWENS | FR | 12.86m | 42-2¼ (0.0) | 4/20 | | | | |
| 9 | Utica | | 54.66m | 179-4 | | | | | |
| LW: -- | | | <i>average 13.67m</i> | 44-10 | | | | | |
| 14 | Ka'Sean WATLINGTON | SO | 14.69m | 48-2½ (1.1) | 5/4 | | | | |
| 82 | Justin BRISTER | JR | 13.78m | 45-2½ (0.3) | 5/4 | | | | |
| 186 | Sean MURPHY | SO | 13.10m | 42-11¼ (0.5) | 5/4 | | | | |
| 190 | Kalif WALLACE | SO | 13.09m | 42-11¼ (1.5) | 4/21 | | | | |
| 10 | Albion | | 54.42m | 178-6 | | | | | |
| LW: -- | | | <i>average 13.61m</i> | 44-7¾ | | | | | |
| 15 | Jephte JEAN CLAUDE | JR | 14.64m | 48-½ (1.8) | 4/13 | | | | |
| 54 | Richard ANNORAT | JR | 14.05m | 46-1¼ (-0.8) | 5/16 | | | | |
| 248 | Trevor KNOWLES | FR | 12.87m | 42-2¼ (0.0) | 4/20 | | | | |
| -- | Marcus FREEMAN | FR | 12.86m | 42-2¼ (0.0) | 4/20 | | | | |
| 11 | Brockport | | 54.39m | 178-5 | | | | | |
| LW: -- | | | <i>average 13.60m</i> | 44-7½ | | | | | |
| 44 | Taj SHAW | SO | 14.16mw | 46-5½ (2.2) | 4/21 | | | | |
| 123 | Johnny ZHANG | JR | 13.53mw | 44-4¼ (2.7) | 4/21 | | | | |
| 146 | Marquise RIDDICK | SR | 13.37m | 43-10½ (0.0) | 4/24 | | | | |
| 148 | Damian FENDER | SR | 13.33mw | 43-9 (2.9) | 5/4 | | | | |
| 12 | RPI | | 53.97m | 177-1 | | | | | |
| LW: -- | | | <i>average 13.49m</i> | 44-3¾ | | | | | |
| 7 | Matt VITAGLIANO | SR | 14.94mw | 49-¾ (2.9) | 5/4 | | | | |
| 103 | Luca SCHEUER | SR | 13.64mw | 44-9 (2.8) | 5/4 | | | | |
| 205 | Joseph OSAHANI | JR | 13.03mw | 42-9 (3.0) | 5/4 | | | | |
| -- | Orry NIHANGAME | SO | 12.36mw | 40-6¼ (3.4) | 5/4 | | | | |
| 13 | Rose-Hulman | | 53.95m | 177-0 | | | | | |
| LW: -- | | | <i>average 13.49m</i> | 44-3 | | | | | |
| 10 | Trey SYKES | JR | 14.81m | 48-7¼ (0.6) | 5/4 | | | | |
| 174 | Josh HENNIG | SR | 13.15m | 43-1¼ (0.0) | 4/27 | | | | |
| 184 | David GONCHAROV | FR | 13.13mw | 43-1 (2.3) | 4/7 | | | | |
| -- | Aaron STARLIN | SR | 12.86m | 42-2¼ (0.0) | 4/14 | | | | |
| 14 | Carnegie Mellon | | 53.95m | 177-0 | | | | | |
| LW: -- | | | <i>average 13.49m</i> | 44-3 | | | | | |
| 56 | Frederick DAUPHIN | SO | 14.04m | 46-¾ (0.7) | 4/14 | | | | |
| 97 | Eloy FERNANDEZ | SR | 13.68m | 44-10¼ (-1.1) | 4/14 | | | | |
| 174 | Matthew SLOAN | FR | 13.15m | 43-1¼ (-0.9) | 4/14 | | | | |
| 194 | Reed FARBER | JR | 13.08mw | 42-11 (3.5) | 4/19 | | | | |
| 15 | Redlands | | 53.94m | 176-11 | | | | | |
| LW: -- | | | <i>average 13.49m</i> | 44-3 | | | | | |
| 19 | Wyatt PANNABECKER | SR | 14.57m | 47-9¼ (1.7) | 4/27 | | | | |
| 34 | Mykel CAMPOS | SO | 14.28mw | 46-10¼ (3.3) | 4/27 | | | | |
| 205 | Andrew CLARK | FR | 13.03m | 42-9 (0.6) | 4/14 | | | | |
| -- | Mason FERRER | FR | 12.06m | 39-7 (2.0) | 3/31 | | | | |
| 16 | Tufts | | 53.90m | 176-10 | | | | | |
| LW: -- | | | <i>average 13.48m</i> | 44-2¾ | | | | | |
| 40 | Michael MECHA | FR | 14.19m | 46-6¼ (1.9) | 5/3 | | | | |
| 134 | Linus GORDON | SR | 13.48m | 44-2¼ (0.5) | 4/21 | | | | |
| 151 | James GREGOIRE | JR | 13.30m | 43-7¼ (-0.3) | 5/11 | | | | |
| 227 | Daeseob LIM | FR | 12.93m | 42-5¼ (1.5) | 4/14 | | | | |



2018 Outdoor Track & Field, Week #8

Men's Shot Put

| | | | | | |
|-----------|----------------------------|-----------------------|---------------|------|--|
| 1 | Dubuque | 64.84m | 212-8 | | |
| LW: -- | | <i>average 16.21m</i> | 53-2% | | |
| 2 | Blaze MURFIN JR | 17.30m | 56-9% | 5/10 | |
| 9 | Ron BROWN JR | 16.48m | 54-1 | 4/27 | |
| 37 | Josh MATHIS SO | 15.64m | 51-3% | 5/10 | |
| 53 | Jackson HARKNESS FR | 15.42m | 50-7% | 5/10 | |
| 2 | Augustana (Ill.) | 63.29m | 207-7 | | |
| LW: -- | | <i>average 15.82m</i> | 51-11 | | |
| 3 | Ethan EHLERS SR | 17.03m | 55-10% | 3/29 | |
| 14 | Kevin BARBIAN SR | 16.41m | 53-10% | 5/4 | |
| 22 | Keith Jr. KING SR | 16.03m | 52-7% | 4/28 | |
| 185 | Cody WHEELER JR | 13.82m | 45-4% | 5/4 | |
| 3 | Hamline | 63.08m | 206-11 | | |
| LW: -- | | <i>average 15.77m</i> | 51-9 | | |
| 10 | Eric DOLS JR | 16.46m | 54-0 | 5/11 | |
| 16 | Travis JACOBSON SR | 16.27m | 53-4% | 5/4 | |
| 62 | Mitchell MADAY JR | 15.33m | 50-3% | 5/4 | |
| 72 | Joe MARTIN FR | 15.02m | 49-3% | 5/17 | |
| 4 | UW-Stout | 62.22m | 204-1 | | |
| LW: -- | | <i>average 15.56m</i> | 51-½ | | |
| 4 | Sam ELSNER SR | 16.95m | 55-7% | 3/16 | |
| 24 | Kevin RUECHEL FR | 16.01m | 52-6% | 5/17 | |
| 77 | Anton PROKSCH SR | 14.95m | 49-% | 3/16 | |
| 130 | Alec BENZINGER FR | 14.31m | 46-11% | 4/21 | |
| 5 | Mount Union | 61.44m | 201-7 | | |
| LW: -- | | <i>average 15.36m</i> | 50-4% | | |
| 15 | Sean SHERMAN SO | 16.36m | 53-8% | 5/11 | |
| 63 | Seth CALHOUN SO | 15.22m | 49-11% | 4/13 | |
| 74 | Connor BROGAN SO | 15.00m | 49-2% | 4/27 | |
| 82 | Austin AIKINS SO | 14.86m | 48-9 | 4/27 | |
| 6 | UW-Eau Claire | 60.93m | 199-11 | | |
| LW: -- | | <i>average 15.23m</i> | 49-11% | | |
| 1 | David KORNACK JR | 18.14m | 59-6% | 4/12 | |
| 81 | Brad STOLL SR | 14.87m | 48-9% | 4/28 | |
| 123 | Chris ANDERSON FR | 14.39m | 47-2% | 5/4 | |
| 227 | Thomas JENSEN SO | 13.53m | 44-4% | 3/23 | |
| 7 | UW-Whitewater | 60.87m | 199-8 | | |
| LW: -- | | <i>average 15.22m</i> | 49-11% | | |
| 26 | Julio PEREZ SO | 15.98m | 52-5% | 5/4 | |
| 56 | Landon ZIMMERMAN SO | 15.39m | 50-6 | 5/4 | |
| 68 | Jason D'AMICO SR | 15.12m | 49-7% | 4/20 | |
| 125 | Keegan RICHARDS SO | 14.38m | 47-2% | 4/28 | |
| 8 | Rose-Hulman | 60.41m | 198-2 | | |
| LW: -- | | <i>average 15.10m</i> | 49-6% | | |
| 22 | Josh HIMES SR | 16.03m | 52-7% | 4/14 | |
| 70 | Eric FIACABLE JR | 15.07m | 49-5% | 4/27 | |
| 97 | Nathan SCHRADER SO | 14.68m | 48-2 | 4/27 | |
| 101 | Jacob SPARKS SO | 14.63m | 48-0 | 4/14 | |
| 9 | Brockport | 60.09m | 197-1 | | |
| LW: -- | | <i>average 15.02m</i> | 49-3% | | |
| 28 | Tony DEYOUNG SO | 15.90m | 52-2 | 5/16 | |
| 69 | Gunner RAPONE JR | 15.10m | 49-6% | 4/26 | |
| 95 | Christian JOHNSON SO | 14.70m | 48-2% | 4/14 | |
| 123 | Mark THOMAS FR | 14.39m | 47-2% | 5/16 | |
| 10 | UW-Stevens Point | 59.63m | 195-7 | | |
| LW: -- | | <i>average 14.91m</i> | 48-11 | | |
| 48 | Brent REIERSON SR | 15.48m | 50-9% | 5/4 | |
| 74 | Dylan DELANEY SO | 15.00m | 49-2% | 5/4 | |
| 97 | Blake ORR FR | 14.68m | 48-2 | 5/4 | |
| 112 | Logan GARSKI SO | 14.47m | 47-5% | 5/4 | |
| 11 | UW-La Crosse | 59.42m | 194-11 | | |
| LW: -- | | <i>average 14.86m</i> | 48-9 | | |
| 7 | Daniel GRAF SO | 16.60m | 54-5% | 5/4 | |
| 73 | Kyle PULVERMACHER SO | 15.01m | 49-3 | 5/4 | |
| 89 | Nick SWOGER FR | 14.78m | 48-6 | 4/21 | |
| -- | Nathan BERG SR | 13.03m | 42-9 | 4/28 | |
| 12 | Utica | 59.12m | 193-11 | | |
| LW: -- | | <i>average 14.78m</i> | 48-6 | | |
| 20 | Keanu HEEDRAM SO | 16.06m | 52-8% | 5/10 | |
| 51 | Tyler MOSHER SO | 15.47m | 50-9% | 5/16 | |
| 188 | Zack LEADER FR | 13.80m | 45-3% | 4/14 | |
| 190 | Thomas EDIC SR | 13.79m | 45-3 | 5/4 | |
| 13 | Christopher Newport | 57.98m | 190-2 | | |
| LW: -- | | <i>average 14.50m</i> | 47-6% | | |
| 32 | Brendon BURROWS SR | 15.75m | 51-8% | 4/5 | |
| 78 | Carlos BAZAN ALFARO JR | 14.94m | 49-¼ | 5/17 | |
| 84 | Legend HAYES SR | 14.80m | 48-6% | 3/31 | |
| -- | Samuel JOHNSON FR | 12.49m | 40-11% | 4/20 | |
| 14 | Nebraska Wesleyan | 57.92m | 190-0 | | |
| LW: -- | | <i>average 14.48m</i> | 47-6% | | |
| 57 | Georg NIIT SR | 15.38m | 50-5% | 5/10 | |
| 110 | Seth LINDGREN SR | 14.49m | 47-6% | 4/21 | |
| 148 | Travis HARTWIG JR | 14.08m | 46-2% | 5/5 | |
| 165 | Sam LINDGREN FR | 13.97m | 45-10 | 4/26 | |
| 15 | Monmouth (Ill.) | 57.82m | 189-8 | | |
| LW: -- | | <i>average 14.46m</i> | 47-5% | | |
| 71 | John HINTZ JR | 15.03m | 49-3% | 5/5 | |
| 84 | Joe KRALL SO | 14.80m | 48-6% | 5/11 | |
| 153 | Ben STILLWELL SR | 14.06m | 46-1% | 5/5 | |
| 171 | Drew THAXTON FR | 13.93m | 45-8% | 4/27 | |
| 16 | Buena Vista | 57.24m | 187-9 | | |
| LW: -- | | <i>average 14.31m</i> | 46-11% | | |
| 43 | Chase BONNER JR | 15.52m | 50-11 | 4/20 | |
| 55 | Drew BEALL JR | 15.41m | 50-6% | 5/10 | |
| 231 | Garrett ROHLK SR | 13.51m | 44-4 | 4/27 | |
| -- | Erik KILLGORE FR | 12.80m | 42-0 | 5/10 | |



2018 Outdoor Track & Field, Week #8

Men's Discus

| | | | |
|----------|-----------------|----------------|--------------|
| 1 | UW-Stout | 200.03 | 656-3 |
| LW: -- | | average 50.01m | 164-0 |
| 1 | Sam ELSNER | SR 56.36m | 184-11 5/17 |
| 11 | Kevin RUECHEL | FR 50.91m | 167-0 5/4 |
| 38 | Anton PROKSCH | SR 47.88m | 157-1 5/17 |
| 100 | Alec BENZINGER | FR 44.88m | 147-3 4/24 |

| | | | |
|----------|----------------------|----------------|--------------|
| 2 | UW-Whitewater | 186.72 | 612-7 |
| LW: -- | | average 46.68m | 153-1 |
| 20 | Jason D'AMICO | SR 49.42m | 162-1 5/4 |
| 73 | Keegan RICHARDS | SO 46.03m | 151-0 5/4 |
| 84 | Landon ZIMMERMAN | SO 45.64m | 149-9 4/20 |
| 85 | Julio PEREZ | SO 45.63m | 149-8 5/4 |

| | | | |
|----------|---------------------|----------------|--------------|
| 3 | UW-La Crosse | 186.56 | 612-1 |
| LW: -- | | average 46.64m | 153-0 |
| 23 | Kyle PULVERMACHER | SO 49.19m | 161-4 5/17 |
| 64 | Andrew JARRETT | SO 46.56m | 152-9 4/24 |
| 79 | Michael LAMPMAN | FR 45.78m | 150-2 4/24 |
| 98 | Christian MORZINSKI | JR 45.03m | 147-9 4/24 |

| | | | |
|----------|-----------------------|----------------|--------------|
| 4 | UW-Platteville | 186.16 | 610-9 |
| LW: -- | | average 46.54m | 152-8 |
| 22 | Alexander WALECHKA | SO 49.33m | 161-10 5/17 |
| 47 | Cole EASTLICK | SO 47.35m | 155-4 4/20 |
| 99 | Branden DREWS | FR 44.95m | 147-5 4/20 |
| 110 | Ty OSTER | FR 44.53m | 146-1 4/20 |

| | | | |
|----------|------------------|----------------|--------------|
| 5 | Dubuque | 185.36 | 608-1 |
| LW: -- | | average 46.34m | 152-0 |
| 13 | Blaze MURFIN | JR 50.20m | 164-8 4/21 |
| 66 | Jackson HARKNESS | FR 46.43m | 152-4 4/21 |
| 68 | Ron BROWN | JR 46.22m | 151-7 4/27 |
| 168 | Aidan CARR | SO 42.51m | 139-5 4/21 |

| | | | |
|----------|--------------------|----------------|--------------|
| 6 | Rose-Hulman | 184.64 | 605-9 |
| LW: -- | | average 46.16m | 151-5 |
| 18 | Josh HIMES | SR 49.78m | 163-4 5/4 |
| 49 | Eric FIACABLE | JR 47.34m | 155-3 4/27 |
| 106 | Jonah YATES | FR 44.59m | 146-3 5/4 |
| 154 | Nathan SCHRADER | SO 42.93m | 140-10 4/27 |

| | | | |
|----------|-------------------------|----------------|---------------|
| 7 | Augustana (Ill.) | 184.39 | 604-11 |
| LW: -- | | average 46.10m | 151-3 |
| 16 | Kevin BARIAN | SR 49.85m | 163-6 4/20 |
| 50 | Ethan EHLERS | SR 47.30m | 155-2 3/29 |
| 81 | Nick STEICHMANN | SR 45.73m | 150-0 4/20 |
| 213 | Keith Jr. KING | SR 41.51m | 136-2 5/4 |

| | | | |
|----------|----------------------------|----------------|--------------|
| 8 | Christopher Newport | 183.28 | 601-3 |
| LW: -- | | average 45.82m | 150-4 |
| 4 | Legend HAYES | SR 53.42m | 175-3 4/20 |
| 9 | Brendon BURROWS | SR 51.90m | 170-3 4/20 |
| -- | Carlos BAZAN ALFARO | JR 40.40m | 132-6 4/14 |
| -- | AJ PALMER | FR 37.56m | 123-2 5/4 |

| | | | |
|----------|--------------------|----------------|--------------|
| 9 | Mount Union | 182.35 | 598-3 |
| LW: -- | | average 45.59m | 149-6 |
| 14 | Lucas COOPER | SO 50.03m | 164-1 5/17 |
| 97 | Connor BROGAN | SO 45.04m | 147-9 3/30 |
| 107 | Austin AIKINS | SO 44.58m | 146-3 4/13 |
| 160 | Seth CALHOUN | SO 42.70m | 140-1 4/13 |

| | | | |
|-----------|-------------------------|----------------|--------------|
| 10 | UW-Stevens Point | 180.78 | 593-1 |
| LW: -- | | average 45.20m | 148-3 |
| 26 | Brent REIERSON | SR 48.94m | 160-6 4/7 |
| 89 | Kyle NOWAK | SR 45.49m | 149-3 4/20 |
| 145 | Blake ORR | FR 43.22m | 141-9 5/4 |
| 148 | Dylan DELANEY | SO 43.13m | 141-6 4/20 |

| | | | |
|-----------|--------------------------|----------------|--------------|
| 11 | Nebraska Wesleyan | 179.41 | 588-7 |
| LW: -- | | average 44.85m | 147-2 |
| 59 | Georg NIIT | SR 46.88m | 153-9 5/10 |
| 74 | Charles GOODMAN | JR 45.99m | 150-10 4/13 |
| 104 | Jared POHLMANN | SO 44.61m | 146-4 5/10 |
| 198 | Seth LINDGREN | SR 41.93m | 137-6 4/26 |

| | | | |
|-----------|------------------|----------------|--------------|
| 12 | Bates | 177.44 | 582-2 |
| LW: -- | | average 44.36m | 145-6 |
| 7 | Adedire FAKOREDE | SR 52.34m | 171-8 5/3 |
| 90 | Thomas ENDEAN | SR 45.43m | 149-0 5/3 |
| -- | John REX | FR 39.85m | 130-9 4/14 |
| -- | Tyler HARRINGTON | JR 39.82m | 130-7 4/13 |

| | | | |
|-----------|-----------------------|----------------|--------------|
| 13 | Central (Iowa) | 176.79 | 580-0 |
| LW: -- | | average 44.20m | 145-0 |
| 30 | Nathan FITZGERALD | SO 48.45m | 158-11 4/5 |
| 54 | Ryan KRUSE | SR 47.00m | 154-2 5/10 |
| 150 | Patrick NOREM | JR 43.11m | 141-5 4/5 |
| -- | Michael FIRKINS | JR 38.23m | 125-5 3/29 |

| | | | |
|-----------|-----------------|----------------|--------------|
| 14 | Hamline | 176.72 | 579-9 |
| LW: -- | | average 44.18m | 144-11 |
| 33 | Mitchell MADAY | JR 48.13m | 157-11 4/26 |
| 70 | Travis JACOBSON | SR 46.16m | 151-5 4/26 |
| 95 | Joe MARTIN | FR 45.17m | 148-2 4/21 |
| -- | Ernest ROBINSON | FR 37.26m | 122-3 4/26 |

| | | | |
|-----------|------------------------|----------------|--------------|
| 15 | Worcester State | 176.17 | 578-0 |
| LW: -- | | average 44.04m | 144-6 |
| 28 | Marcus VIEIRA | JR 48.74m | 159-11 3/31 |
| 114 | Elmer ACUNA | SO 44.25m | 145-2 5/3 |
| 175 | Jacob ROUMANOS | SR 42.38m | 139-0 4/21 |
| 240 | Anthony CHRISTO | JR 40.80m | 133-10 4/14 |

| | | | |
|-----------|-----------------|----------------|--------------|
| 16 | McDaniel | 175.60 | 576-1 |
| LW: -- | | average 43.90m | 144-0 |
| 71 | Billy EMERSON | JR 46.05m | 151-1 4/20 |
| 86 | Ian ARMSTRONG | SR 45.60m | 149-7 4/29 |
| 115 | Taylor WAGNER | SO 44.22m | 145-1 5/4 |
| -- | JR YANKOWSKI | SO 39.73m | 130-4 4/28 |



2018 Outdoor Track & Field, Week #8

Men's Hammer

| Rank | Team | Time | Points |
|------------------------------|-----------------------------|---------------|---------------|
| 1 | UW-La Crosse | 224.04 | 735-0 |
| LW: -- average 56.01m 183-9 | | | |
| 8 | Andrew JARRETT SO | 59.75m | 196-0 5/4 |
| 22 | Christian MORZINSKI JR | 55.77m | 182-11 4/12 |
| 33 | Nathan BERG SR | 54.52m | 178-10 5/4 |
| 39 | Justin DONKIN SO | 54.00m | 177-2 5/4 |
| 2 | Hamline | 218.39 | 716-6 |
| LW: -- average 54.60m 179-1 | | | |
| 6 | Eric DOLS JR | 60.99m | 200-1 4/21 |
| 28 | Mitchell MADAY JR | 55.11m | 180-9 5/4 |
| 40 | Ray CULP SR | 53.92m | 176-11 5/17 |
| 116 | Dylan LARSON SO | 48.37m | 158-8 5/4 |
| 3 | Dubuque | 212.66 | 697-8 |
| LW: -- average 53.17m 174-5 | | | |
| 12 | Blaze MURFIN JR | 57.65m | 189-1 5/10 |
| 31 | Ron BROWN JR | 54.66m | 179-4 5/10 |
| 62 | John GREGORY JR | 52.13m | 171-0 5/4 |
| 118 | Scott TAYLOR SR | 48.22m | 158-2 4/27 |
| 4 | Buena Vista | 208.11 | 682-9 |
| LW: -- average 52.03m 170-8 | | | |
| 51 | Garrett ROHLK SR | 52.83m | 173-4 4/27 |
| 54 | Chase BONNER JR | 52.71m | 172-11 5/10 |
| 68 | Shelmund MERCALINA JR | 51.31m | 168-4 4/20 |
| 70 | Drew BEALL JR | 51.26m | 168-2 5/10 |
| 5 | UW-Stevens Point | 207.07 | 679-4 |
| LW: -- average 51.77m 169-10 | | | |
| 18 | Brent REIERSON SR | 56.36m | 184-11 5/17 |
| 64 | Logan GARSKI SO | 51.61m | 169-4 5/13 |
| 83 | Caleb RHEINSCHMIDT JR | 50.16m | 164-7 5/17 |
| 105 | Dylan DELANEY SO | 48.94m | 160-6 5/4 |
| 6 | Monmouth (Ill.) | 206.15 | 676-4 |
| LW: -- average 51.54m 169-1 | | | |
| 11 | John HINTZ JR | 57.69m | 189-3 5/16 |
| 35 | Joe KRALL SO | 54.25m | 178-0 5/11 |
| 143 | Drew THAXTON FR | 47.30m | 155-2 4/27 |
| 154 | Ben STILLWELL SR | 46.91m | 153-11 5/5 |
| 7 | St. Thomas (Minn.) | 202.62 | 664-9 |
| LW: -- average 50.66m 166-2 | | | |
| 3 | Eric HOLST JR | 62.42m | 204-9 5/17 |
| 34 | Austin JOCHUM SR | 54.49m | 178-9 5/17 |
| -- | David DANHAUER JR | 42.94m | 140-10 4/21 |
| -- | Gage O'BRIEN SO | 42.77m | 140-4 5/11 |
| 8 | UW-Stout | 201.26 | 660-3 |
| LW: -- average 50.32m 165-1 | | | |
| 5 | Sam ELSNER SR | 61.43m | 201-6 5/4 |
| 58 | Anton PROKSCH SR | 52.27m | 171-6 4/21 |
| 147 | Duncan MAGERL SR | 47.09m | 154-6 5/4 |
| -- | Kevin RUECHEL FR | 40.47m | 132-9 4/12 |
| 9 | Bates | 201.13 | 659-10 |
| LW: -- average 50.28m 164-11 | | | |
| 19 | Adedire FAKOREDE SR | 56.27m | 184-7 4/21 |
| 53 | John REX FR | 52.74m | 173-0 5/17 |
| 100 | Zack CAMPBELL JR | 49.22m | 161-5 4/21 |
| -- | Tyler HARRINGTON JR | 42.90m | 140-9 4/21 |
| 10 | Nebraska Wesleyan | 197.42 | 647-8 |
| LW: -- average 49.36m 161-11 | | | |
| 10 | Georg NIIT SR | 58.13m | 190-8 5/10 |
| 121 | Seth LINDGREN SR | 48.14m | 157-11 4/26 |
| 176 | Sam LINDGREN FR | 46.08m | 151-2 5/10 |
| 205 | Charles GOODMAN JR | 45.07m | 147-10 5/10 |
| 11 | Rhode Island College | 197.29 | 647-3 |
| LW: -- average 49.32m 161-10 | | | |
| 41 | Shamar SPRUILL JR | 53.85m | 176-8 5/17 |
| 69 | Jake BRIERLY JR | 51.30m | 168-3 5/3 |
| 160 | Seth LARBI SR | 46.61m | 152-11 3/31 |
| 188 | Joseph PALAZZO SO | 45.53m | 149-4 4/28 |
| 12 | Loras | 193.96 | 636-4 |
| LW: -- average 48.49m 159-1 | | | |
| 35 | Jake BERG JR | 54.25m | 178-0 5/4 |
| 91 | Garrett HAMMOND JR | 49.73m | 163-2 5/4 |
| 140 | John MESKIMEN JR | 47.41m | 155-6 4/20 |
| -- | Nic YOUNG JR | 42.57m | 139-8 3/28 |
| 13 | Brockport | 193.72 | 635-6 |
| LW: -- average 48.43m 158-10 | | | |
| 72 | John FLEMING SO | 50.83m | 166-9 4/21 |
| 93 | Gunner RAPONE JR | 49.49m | 162-4 5/4 |
| 124 | Christian JOHNSON SO | 47.99m | 157-5 5/11 |
| 197 | Matt FAULISE SO | 45.41m | 148-11 4/24 |
| 14 | Defiance | 193.26 | 634-0 |
| LW: -- average 48.32m 158-6 | | | |
| 37 | Joshua PETRO SR | 54.19m | 177-9 4/27 |
| 96 | Javier CASTILLO JR | 49.39m | 162-0 4/27 |
| 128 | Andrew FAHLER JR | 47.91m | 157-2 4/27 |
| -- | James BARANOSKI JR | 41.77m | 137-0 3/30 |
| 15 | Augustana (Ill.) | 192.07 | 630-2 |
| LW: -- average 48.02m 157-6 | | | |
| 1 | Cody WHEELER JR | 63.14m | 207-2 5/17 |
| 149 | Kevin BARBIAN SR | 46.99m | 154-2 4/7 |
| -- | Joe BELLAFFIORE SR | 41.96m | 137-8 3/29 |
| -- | Jack ROCHE SO | 39.98m | 131-2 5/17 |
| 16 | Coe | 191.59 | 628-7 |
| LW: -- average 47.90m 157-1 | | | |
| 46 | Robbie PETERS SR | 53.22m | 174-7 5/10 |
| 78 | Jacob HAYES SR | 50.37m | 165-3 5/17 |
| 145 | Lotu AHOMANA JR | 47.20m | 154-10 5/10 |
| -- | Josh SEYMOUR SO | 40.80m | 133-10 5/4 |



2018 Outdoor Track & Field, Week #8

Men's Javelin

| | | | |
|----------|------------------------|----------------|--------------|
| 1 | UMass Dartmouth | 248.66 | 815-9 |
| LW: -- | | average 62.17m | 203-11 |

| | | | | | |
|----|------------------|----|--------|--------|------|
| 5 | Steve TENCATI | JR | 66.49m | 218-1 | 5/3 |
| 6 | Jordan ENTWISTLE | SO | 66.34m | 217-8 | 3/31 |
| 26 | John KLECZKOWSKI | SR | 58.82m | 192-11 | 5/3 |
| 46 | Mike VOLKMANN | FR | 57.01m | 187-0 | 5/3 |

| | | | |
|----------|-------------------|----------------|---------------|
| 2 | George Fox | 230.40 | 755-11 |
| LW: -- | | average 57.60m | 188-11 |

| | | | | | |
|-----|-------------------|----|--------|-------|------|
| 1 | Seth NONNENMACHER | SR | 71.48m | 234-6 | 4/20 |
| 43 | Alex CANCHOLA | SR | 57.14m | 187-5 | 3/31 |
| 90 | Jose IGNACIO | FR | 53.17m | 174-5 | 4/20 |
| 232 | Berkley HILL | FR | 48.61m | 159-5 | 5/11 |

| | | | |
|----------|--------------------|----------------|--------------|
| 3 | Mount Union | 225.65 | 740-4 |
| LW: -- | | average 56.41m | 185-1 |

| | | | | | |
|-----|------------------|----|--------|--------|------|
| 4 | Jaquill SCOTT | SR | 67.27m | 220-8 | 4/27 |
| 51 | Bryce BISKUP | SO | 56.78m | 186-3 | 4/27 |
| 125 | Garrett DANIELLO | FR | 52.08m | 170-10 | 4/27 |
| 206 | Jeremiah GYULAI | FR | 49.52m | 162-5 | 4/27 |

| | | | |
|----------|--------------------------|----------------|--------------|
| 4 | Bridgewater State | 219.20 | 719-2 |
| LW: -- | | average 54.80m | 179-9 |

| | | | | | |
|-----|---------------|----|--------|-------|------|
| 32 | Joshua MOORE | FR | 58.42m | 191-8 | 5/11 |
| 68 | Ryan BAIN | SO | 55.08m | 180-8 | 5/17 |
| 89 | Brandon HOULE | JR | 53.23m | 174-7 | 5/3 |
| 110 | John CHRETIEN | FR | 52.47m | 172-1 | 4/14 |

| | | | |
|----------|-----------------|----------------|---------------|
| 5 | Stockton | 218.82 | 717-11 |
| LW: -- | | average 54.71m | 179-5 |

| | | | | | |
|-----|--------------------|----|--------|-------|------|
| 11 | Steven JERNEE | FR | 62.67m | 205-7 | 4/20 |
| 61 | Ryan SZELC | SR | 55.79m | 183-0 | 5/5 |
| 161 | Mark MITCHELL | JR | 50.82m | 166-8 | 4/6 |
| 205 | Jordan AUGHENBAUGH | SR | 49.54m | 162-6 | 4/20 |

| | | | |
|----------|----------------------------|----------------|--------------|
| 6 | Springfield (Mass.) | 217.19 | 712-6 |
| LW: -- | | average 54.30m | 178-1 |

| | | | | | |
|----|--------------------|----|--------|--------|------|
| 8 | Whitton DEVAUX | SR | 63.41m | 208-0 | 4/28 |
| 48 | Thomas CALLIS | SO | 56.98m | 186-11 | 4/7 |
| 50 | Matthew BLANCHETTE | SR | 56.80m | 186-4 | 4/7 |
| -- | Jonathan WEAVER | SR | 40.00m | 131-3 | 4/21 |

| | | | |
|----------|----------------|----------------|--------------|
| 7 | Stevens | 214.37 | 703-3 |
| LW: -- | | average 53.59m | 175-10 |

| | | | | | |
|-----|---------------|----|--------|--------|------|
| 57 | Tanner LYONS | SR | 56.20m | 184-4 | 3/31 |
| 65 | Dalton NEWMAN | SO | 55.34m | 181-6 | 4/14 |
| 140 | Parker DIMOCK | JR | 51.46m | 168-10 | 5/16 |
| 142 | Ryan LOCKE | SO | 51.37m | 168-6 | 4/6 |

| | | | |
|----------|------------------|----------------|---------------|
| 8 | Whitworth | 212.73 | 697-11 |
| LW: -- | | average 53.18m | 174-5 |

| | | | | | |
|----|-----------------|----|--------|--------|------|
| 2 | Andrew BLOOM | SR | 69.92m | 229-4 | 4/20 |
| 25 | Nicholas MCGILL | SO | 59.11m | 193-11 | 4/20 |
| -- | Al-Amin YUSUF | SO | 43.10m | 141-5 | 5/9 |
| -- | Joseph TINGSTAD | FR | 40.60m | 133-2 | 3/17 |

| | | | |
|----------|-----------------------|----------------|--------------|
| 9 | Central (Iowa) | 212.16 | 696-0 |
| LW: -- | | average 53.04m | 174-0 |

| | | | | | |
|-----|-------------------|----|--------|--------|------|
| 16 | Ryan KRUSE | SR | 61.23m | 200-10 | 3/29 |
| 157 | Michael FIRKINS | JR | 50.96m | 167-2 | 5/10 |
| 163 | Will DANIELS | SO | 50.79m | 166-7 | 4/18 |
| 216 | Nathan FITZGERALD | SO | 49.18m | 161-4 | 5/10 |

| | | | |
|-----------|------------------------|----------------|--------------|
| 10 | Montclair State | 211.66 | 694-5 |
| LW: -- | | average 52.92m | 173-7 |

| | | | | | |
|-----|---------------------|----|--------|--------|------|
| 14 | Rob MELILLO | JR | 61.59m | 202-1 | 3/31 |
| 62 | Troy PERESSINI | FR | 55.78m | 183-0 | 5/5 |
| 106 | Damien VALENTINE | FR | 52.58m | 172-6 | 3/31 |
| -- | Jameer HOWARD-SCOTT | SO | 41.71m | 136-10 | 4/21 |

| | | | |
|-----------|------------|----------------|--------------|
| 11 | RPI | 211.05 | 692-5 |
| LW: -- | | average 52.76m | 173-1 |

| | | | | | |
|-----|-----------------|----|--------|-------|------|
| 45 | Joe GRELLA | SR | 57.08m | 187-3 | 4/19 |
| 136 | Frank DITOMMASO | FR | 51.61m | 169-4 | 5/4 |
| 141 | Joseph VETERE | JR | 51.44m | 168-9 | 5/16 |
| 159 | Eddie MAXWELL | JR | 50.92m | 167-0 | 4/19 |

| | | | |
|-----------|----------------|----------------|--------------|
| 12 | Ursinus | 209.01 | 685-8 |
| LW: -- | | average 52.25m | 171-5 |

| | | | | | |
|-----|---------------------|----|--------|-------|------|
| 88 | Connor LENT | SR | 53.26m | 174-9 | 5/4 |
| 101 | Mike FELIX | FR | 52.73m | 173-0 | 3/31 |
| 126 | Riley GROURKE | FR | 52.06m | 170-9 | 5/4 |
| 157 | Austin BITTENBENDER | SO | 50.96m | 167-2 | 3/31 |

| | | | |
|-----------|---------------------------|----------------|---------------|
| 13 | Concordia Moorhead | 207.86 | 681-11 |
| LW: -- | | average 51.97m | 170-6 |

| | | | | | |
|-----|-----------------|----|--------|--------|------|
| 37 | Patrick GRIFFIN | FR | 57.55m | 188-9 | 4/28 |
| 155 | Tyrell SETNESS | FR | 51.02m | 167-4 | 4/25 |
| 172 | Matt BYE | SO | 50.53m | 165-9 | 5/11 |
| 227 | Will BERNING | SO | 48.76m | 159-11 | 5/11 |

| | | | |
|-----------|----------------------------|----------------|--------------|
| 14 | Birmingham-Southern | 205.76 | 675-0 |
| LW: -- | | average 51.44m | 168-9 |

| | | | | | |
|-----|----------------|----|--------|--------|------|
| 13 | Luke BALLARD | FR | 62.47m | 204-11 | 4/20 |
| 54 | CJ LECROY | FR | 56.44m | 185-2 | 4/20 |
| 221 | Connor JARECKI | SR | 49.05m | 160-11 | 4/20 |
| -- | Kameron MORGAN | JR | 37.80m | 124-0 | 4/20 |

| | | | |
|-----------|-----------------|----------------|--------------|
| 15 | Carleton | 205.44 | 674-0 |
| LW: -- | | average 51.36m | 168-6 |

| | | | | | |
|-----|-------------------|----|--------|-------|------|
| 78 | Jack BUCKNER | SR | 54.02m | 177-2 | 5/11 |
| 151 | Christian ZAYTOUN | JR | 51.11m | 167-8 | 5/2 |
| 153 | Peter HAGSTROM | SO | 51.05m | 167-6 | 5/11 |
| 214 | Mack JOURNELL | SO | 49.26m | 161-7 | 4/28 |

| | | | |
|-----------|--------------|----------------|--------------|
| 16 | Rowan | 205.25 | 673-4 |
| LW: -- | | average 51.31m | 168-4 |

| | | | | | |
|-----|----------------|----|--------|--------|------|
| 30 | Dan MCALEAVEY | FR | 58.64m | 192-4 | 5/5 |
| 112 | Anthony SOZZI | JR | 52.39m | 171-10 | 4/27 |
| 185 | Cameron DALEY | JR | 50.12m | 164-5 | 4/27 |
| -- | Cameron MCIVER | SO | 44.10m | 144-8 | 4/6 |

**2018 Outdoor Track & Field, Week #8****Men's Decathlon**

| | | |
|----------|----------------------------|----------------------|
| 1 | George Fox | 24,597 |
| LW: -- | | <i>average 6,149</i> |
| 2 | Alex CANCHOLA SR | 6,752 3/22 |
| 30 | Berkley HILL FR | 6,033 5/11 |
| 31 | Jon PROCTOR SR | 5,977 4/9 |
| 41 | Thomas HUGHES JR | 5,835 3/22 |
| 2 | St. Thomas (Minn.) | 22,857 |
| LW: -- | | <i>average 5,714</i> |
| 9 | Preston HUDDLESTON SR | 6,446 5/3 |
| 62 | Evan TEYNOR FR | 5,547 5/3 |
| 70 | Jordan JOHNSON SO | 5,452 4/21 |
| 73 | Tyler ADLER FR | 5,412 5/3 |
| 3 | SUNY Cortland | 22,803 |
| LW: -- | | <i>average 5,701</i> |
| 26 | Zachary KASHMER SO | 6,128 4/12 |
| 42 | Isaiah BROOKS FR | 5,808 5/16 |
| 67 | Kellen MARTIN FR | 5,483 5/4 |
| 77 | Easton REAGAN FR | 5,384 4/21 |
| 4 | UW-Eau Claire | 22,740 |
| LW: -- | | <i>average 5,685</i> |
| 11 | Michael AMERLAN SR | 6,396 5/4 |
| 52 | Jed LORENZ FR | 5,665 5/4 |
| 59 | Jordan LACEY FR | 5,568 5/4 |
| 103 | Tyler BOUCHARD JR | 5,111 5/4 |
| 5 | Wartburg | 20,219 |
| LW: -- | | <i>average 5,055</i> |
| 57 | Ben CUVELIER SR | 5,595 4/25 |
| 60 | Riley BARRETT FR | 5,563 5/10 |
| 131 | Mychael HOLLIDAY FR | 4,807 5/10 |
| 158 | Alexies ESCOTTO SR | 4,254 5/10 |
| 6 | Alfred State (N.Y.) | 19,194 |
| LW: -- | | <i>average 4,799</i> |
| 105 | Joe RICHARDSON SR | 5,100 5/16 |
| 128 | Tim BERRY SR | 4,834 4/26 |
| 137 | Alex BROWN SR | 4,743 4/21 |
| 148 | Andrew RUEBENSTAHL SO | 4,517 5/16 |
| 7 | Luther | 18,644 |
| LW: -- | | <i>average 4,661</i> |
| 70 | Elijah KANE SR | 5,452 5/10 |
| 140 | Jackson HENDRICKS SR | 4,688 4/20 |
| 153 | Robert SMEDSRUD SO | 4,406 4/20 |
| 161 | Eric SMEDSRUD FR | 4,098 4/20 |



2018 Outdoor Track & Field, Week #8

Women's 100 Meters

| | | | | | |
|-----------|-----------------------------|----------------------|--------|--------|------|
| 1 | Claremont-Mudd-Scrip | 48.61 | | | |
| LW: -- | | <i>average 12.15</i> | | | |
| 2 | Tyra ABRAHAM | SR | 11.58w | (3.3) | 5/16 |
| 5 | Nirel JONESMITCHELL | SO | 11.86w | (3.0) | 4/27 |
| 125 | Danielle HONAN | FR | 12.55w | (2.3) | 3/16 |
| 171 | Rebecca STEWART | SR | 12.62w | (3.5) | 5/16 |
| 2 | George Fox | 49.01 | | | |
| LW: -- | | <i>average 12.25</i> | | | |
| 10 | Sara TURNER | FR | 12.00w | (2.2) | 4/27 |
| 20 | Kennedy TAUBE | FR | 12.11w | (2.2) | 4/27 |
| 50 | Sarah KING | JR | 12.28 | (0.8) | 3/31 |
| 171 | Lis LARSEN | JR | 12.62 | (0.0) | 4/20 |
| 3 | Rowan | 49.17 | | | |
| LW: -- | | <i>average 12.29</i> | | | |
| 8 | Aaniyah ROBINSON | SO | 11.95w | (3.2) | 5/16 |
| 40 | s MCLEOD-WHITENER | FR | 12.23w | (3.2) | 5/16 |
| 72 | Darielle CROSS | SO | 12.40 | (0.7) | 5/5 |
| 149 | Aspen MCMILLAN | JR | 12.59w | (2.6) | 3/15 |
| 4 | Occidental | 49.27 | | | |
| LW: -- | | <i>average 12.32</i> | | | |
| 6 | Jada NEWKIRK | FR | 11.88w | (3.5) | 5/16 |
| 9 | LaShauna PORTER | SO | 11.96w | (3.3) | 5/16 |
| 20 | Emma YUDELEVITCH | JR | 12.11w | (3.3) | 5/16 |
| -- | Rachel COCKBURN | JR | 13.32w | (2.8) | 4/27 |
| 5 | Brockport | 49.41 | | | |
| LW: -- | | <i>average 12.35</i> | | | |
| 28 | Taryn PRUTSMAN | SR | 12.16 | (1.6) | 5/4 |
| 53 | Molly SCARPELLO | SO | 12.29w | (3.2) | 5/16 |
| 67 | Cynthia JOHN-OGAM | JR | 12.37w | (3.2) | 5/16 |
| 149 | Satin HOLMES | SO | 12.59 | (2.0) | 5/4 |
| 6 | UMass Boston | 49.60 | | | |
| LW: -- | | <i>average 12.40</i> | | | |
| 1 | Wadeline JONATHAS | SO | 11.41w | (3.7) | 5/3 |
| 121 | Taylor DRIGGERS | SR | 12.54w | (2.2) | 4/21 |
| 238 | Abigail JEAN-BAPTISTE | FR | 12.76w | (2.3) | 5/3 |
| -- | Lexy BEAN | SR | 12.89 | (0.6) | 4/7 |
| 7 | Mount Union | 49.80 | | | |
| LW: -- | | <i>average 12.45</i> | | | |
| 23 | Rachael ADAMS | SO | 12.12 | (1.0) | 4/13 |
| 80 | Daijana JOHNSON | SO | 12.44 | (-0.1) | 4/27 |
| 100 | Katie GOEDECKE | SR | 12.48 | (0.5) | 4/21 |
| 238 | Steph DONLEY | SR | 12.76 | (0.0) | 4/21 |
| 8 | UW-Stout | 49.86 | | | |
| LW: -- | | <i>average 12.47</i> | | | |
| 37 | Tymesia MCFADDEN | JR | 12.22 | (1.3) | 5/4 |
| 42 | Kaitlin MALLEK | JR | 12.24w | (2.2) | 5/4 |
| 198 | Davia CLARKE | FR | 12.67 | (1.6) | 5/13 |
| 222 | Emma BULLARD | SO | 12.73 | (1.9) | 5/13 |
| 9 | SUNY Geneseo | 49.88 | | | |
| LW: -- | | <i>average 12.47</i> | | | |
| 30 | Camille WUTZ | SR | 12.18 | (0.3) | 5/16 |
| 113 | Shayna HELD | JR | 12.52 | (0.3) | 5/10 |
| 149 | Lauren BAMFORD | SR | 12.59w | (3.5) | 3/31 |
| 149 | Hannah MADDEN | JR | 12.59 | (1.8) | 3/31 |
| 10 | UW-La Crosse | 49.93 | | | |
| LW: -- | | <i>average 12.48</i> | | | |
| 42 | Savannah RYGIIEWICZ | FR | 12.24 | (1.5) | 5/13 |
| 65 | Brittany JAEGER | SO | 12.36 | (1.9) | 5/13 |
| 193 | Sydney EMMERICH | SO | 12.66w | (2.1) | 4/24 |
| 198 | Allison HAMPTON | JR | 12.67w | (2.2) | 5/4 |
| 11 | Ithaca | 50.00 | | | |
| LW: -- | | <i>average 12.50</i> | | | |
| 72 | Meghan BURD | SO | 12.40w | (3.2) | 5/16 |
| 72 | Amanda WETMORE | SO | 12.40 | (1.4) | 5/16 |
| 95 | Lusmer QUINTANA | JR | 12.47w | (2.9) | 5/4 |
| 222 | Alexandria RHEAUME | SO | 12.73 | (-1.5) | 4/13 |
| 12 | Redlands | 50.02 | | | |
| LW: -- | | <i>average 12.51</i> | | | |
| 18 | Chyenne KIMBLE | SO | 12.10w | (3.3) | 5/16 |
| 165 | Hannah ALBRECHT | FR | 12.61w | (2.3) | 3/16 |
| 179 | Sophie BROOKS | SR | 12.63 | (1.8) | 4/14 |
| 204 | Andrea LYON | FR | 12.68w | (3.5) | 5/16 |
| 13 | Wesley | 50.07 | | | |
| LW: -- | | <i>average 12.52</i> | | | |
| 53 | Rakiya TAYLOR | FR | 12.29 | (0.8) | 5/16 |
| 65 | Evelina SLOBOH | SO | 12.36 | (-0.9) | 4/14 |
| 84 | Maysha FOSTER | FR | 12.45 | (0.5) | 5/4 |
| -- | Ashley MORRIS | SR | 12.97 | (0.0) | 4/14 |
| 14 | Trinity (Texas) | 50.08 | | | |
| LW: -- | | <i>average 12.52</i> | | | |
| 15 | Nkolika NWEKE | SR | 12.08w | (4.0) | 4/13 |
| 84 | Elizabeth PETERS | SR | 12.45w | (3.5) | 4/13 |
| 188 | Triniti LEMMONS | FR | 12.65w | (2.9) | 4/27 |
| -- | Britney SULLIVAN | SR | 12.90w | (2.9) | 4/27 |
| 15 | UW-Eau Claire | 50.11 | | | |
| LW: -- | | <i>average 12.53</i> | | | |
| 30 | Kelsey WORACHEK | SR | 12.18 | (0.8) | 5/17 |
| 84 | Ashleigh BUERGI | SR | 12.45 | (1.3) | 5/4 |
| 110 | Amy CHEN | FR | 12.51w | (3.9) | 4/21 |
| -- | Katie HENSHELL | FR | 12.97w | (3.2) | 4/21 |
| 16 | Birmingham-Southern | 50.19 | | | |
| LW: -- | | <i>average 12.55</i> | | | |
| 4 | Karmin SHUTE | SR | 11.82 | (0.8) | 3/30 |
| 113 | Tamrah TUCKER | FR | 12.52w | (2.2) | 3/16 |
| -- | Deja HULBERT | JR | 12.92 | (2.0) | 3/16 |
| -- | Taylor TROTMAN | FR | 12.93 | (1.1) | 4/20 |



2018 Outdoor Track & Field, Week #8

Women's 100 Meters

16 UW-Whitewater 50.19

LW: -- *average 12.55*

| | | | | | |
|-----------|-----------------|----|---------------|-------|-------------|
| 11 | Celeste MADDA | JR | 12.04w | (2.1) | 4/28 |
| 84 | Jordan TOKARSKI | JR | 12.45w | (2.7) | 4/28 |
| -- | Ashley TIJERINA | SO | 12.81 | (1.0) | 5/17 |
| -- | Chelsie BENCE | SR | 12.89 | (1.7) | 4/28 |



2018 Outdoor Track & Field, Week #8

Women's 200 Meters

| | | |
|----------|-------------------|------------------|
| 1 | George Fox | 1:39.52 |
| LW: -- | | average 24.88 |
| 8 | Sarah KING JR | 24.57 (0.7) 5/4 |
| 13 | Kennedy TAUBE FR | 24.71 (0.4) 5/11 |
| 27 | Sara TURNER FR | 24.95 (0.9) 4/20 |
| 62 | Annie WRIGHT JR | 25.29 (0.9) 4/20 |

| | | |
|----------|--------------------------|------------------|
| 2 | Nebraska Wesleyan | 1:40.54 |
| LW: -- | | average 25.14 |
| 21 | Elizabeth JONES JR | 24.87 (0.0) 5/10 |
| 25 | Aspen ROLFES FR | 24.90w (2.6) 5/5 |
| 55 | Anna FRAZIER JR | 25.23 (0.0) 5/10 |
| 91 | Kaylee JONES JR | 25.54 (0.0) 5/10 |

| | | |
|----------|---------------------|-------------------|
| 3 | Occidental | 1:40.74 |
| LW: -- | | average 25.19 |
| 4 | Jada NEWKIRK FR | 24.35w (2.1) 5/16 |
| 10 | LaShauna PORTER SO | 24.66w (2.1) 5/16 |
| 36 | Emma YUDELEVITCH JR | 25.10w (2.2) 4/27 |
| -- | Isabelle DUNNE SR | 26.63 (1.0) 4/7 |

| | | |
|----------|---------------------|------------------|
| 4 | Rowan | 1:41.41 |
| LW: -- | | average 25.35 |
| 38 | Aaniyah ROBINSON SO | 25.12 (1.5) 5/5 |
| 45 | Darielle CROSS SO | 25.16 (1.4) 5/16 |
| 47 | myiah STURDIVANT FR | 25.17 (1.5) 5/5 |
| 172 | Melina JOHNSON SO | 25.96 (0.0) 5/14 |

| | | |
|----------|----------------------|-------------------|
| 5 | Brockport | 1:41.69 |
| LW: -- | | average 25.42 |
| 12 | Taryn PRUTSMAN SR | 24.67w (2.3) 5/4 |
| 34 | Brianna LAWLESS FR | 25.08w (2.3) 5/4 |
| 164 | Cynthia JOHN-OGAM JR | 25.92 (-0.6) 5/11 |
| 181 | Molly SCARPELLO SO | 26.02w (3.1) 5/4 |

| | | |
|----------|----------------------|------------------|
| 6 | UMass Boston | 1:41.74 |
| LW: -- | | average 25.44 |
| 1 | Wadeline JONATHAS SO | 23.29 (0.8) 3/16 |
| 131 | Taylor DRIGGERS SR | 25.73w (2.4) 5/3 |
| 202 | Lexy BEAN SR | 26.10 (1.0) 4/14 |
| -- | Olivia BURNES SO | 26.62 (1.0) 4/21 |

| | | |
|----------|-----------------------------|-------------------|
| 7 | Claremont-Mudd-Scrip | 1:42.06 |
| LW: -- | | average 25.52 |
| 3 | Tyra ABRAHAM SR | 24.32w (2.7) 4/27 |
| 16 | Nirel JONESMITCHELL SO | 24.74w (2.7) 4/27 |
| -- | Danielle HONAN FR | 26.39 (0.0) 3/3 |
| -- | Grace PRATT FR | 26.61 (1.2) 3/31 |

| | | |
|----------|-------------------------|------------------|
| 8 | Augustana (Ill.) | 1:42.31 |
| LW: -- | | average 25.58 |
| 7 | Hannah WILLHITE SO | 24.54 (1.0) 5/4 |
| 17 | Katie EASTBURN SO | 24.75 (1.4) 5/17 |
| 189 | Amanda PETERSON FR | 26.05 (1.1) 5/17 |
| -- | Valeria MELO SR | 26.97 (1.9) 3/29 |

| | | |
|----------|----------------------|------------------|
| 9 | UW-Eau Claire | 1:42.46 |
| LW: -- | | average 25.62 |
| 53 | Sarah GLIDDEN SR | 25.21 (1.1) 4/21 |
| 87 | Ashleigh BUERGI SR | 25.51 (0.4) 4/21 |
| 140 | Kelsey WORACHEK SR | 25.79w (2.5) 5/4 |
| 170 | Tommie BRENNER JR | 25.95 (1.1) 5/17 |

| | | |
|-----------|----------------------|-------------------|
| 10 | UW-Whitewater | 1:42.63 |
| LW: -- | | average 25.66 |
| 5 | Celeste MADDA JR | 24.46w (3.5) 5/4 |
| 45 | Abbie FELTON JR | 25.16w (2.9) 4/28 |
| 246 | Ashley TIJERINA SO | 26.24w (2.8) 4/28 |
| -- | Enyo AMET JR | 26.77w (2.9) 4/28 |

| | | |
|-----------|----------------------|-------------------|
| 11 | TCNJ | 1:42.68 |
| LW: -- | | average 25.67 |
| 74 | Danielle CELESTIN SR | 25.37 (1.5) 5/5 |
| 89 | Samantha GORMAN SO | 25.53 (-0.7) 4/14 |
| 94 | Jada GRISSON FR | 25.55 (1.8) 5/16 |
| 242 | Dana DELUCA FR | 26.23 (0.3) 5/5 |

| | | |
|-----------|-------------------|-------------------|
| 12 | Wesley | 1:42.70 |
| LW: -- | | average 25.68 |
| 28 | Rakiya TAYLOR FR | 24.96 (1.1) 5/16 |
| 143 | Evelina SLOBOH SO | 25.80 (-0.7) 4/14 |
| 157 | Maysha FOSTER FR | 25.88 (1.1) 4/20 |
| 191 | Briana ARTIS JR | 26.06 (1.7) 4/20 |

| | | |
|-----------|-------------------|-------------------|
| 13 | Williams | 1:42.79 |
| LW: -- | | average 25.70 |
| 42 | Kennedy GREEN JR | 25.15w (3.3) 4/28 |
| 65 | Megan POWELL SO | 25.31w (3.3) 4/28 |
| 152 | Davis COLLISON FR | 25.86 (1.1) 4/13 |
| -- | Caitlin UBL JR | 26.47w (2.3) 5/11 |

| | | |
|-----------|--------------------|------------------|
| 14 | Mount Union | 1:42.88 |
| LW: -- | | average 25.72 |
| 9 | Rachael ADAMS SO | 24.62 (0.2) 4/13 |
| 147 | Katie GOEDECKE SR | 25.83 (0.0) 4/13 |
| 220 | Megan BAILEY FR | 26.17 (0.0) 4/13 |
| 249 | Steph DONLEY SR | 26.26 (0.2) 4/27 |

| | | |
|-----------|----------------------|-------------------|
| 15 | Chicago | 1:42.99 |
| LW: -- | | average 25.75 |
| 79 | Nicole VACAGUZMAN JR | 25.42w (2.5) 4/21 |
| 89 | Alisha HARRIS SO | 25.53w (2.5) 4/21 |
| 104 | Mary MARTIN SO | 25.61 (1.2) 5/16 |
| -- | Olivia CATTAU SR | 26.43 (-0.3) 5/4 |

| | | |
|-----------|-----------------------|-------------------|
| 16 | Wheaton (Ill.) | 1:43.00 |
| LW: -- | | average 25.75 |
| 38 | Favor EZEWUZIE SO | 25.12 (1.0) 5/4 |
| 133 | Maggie DANSDILL SR | 25.75 (-0.4) 5/4 |
| 175 | Natasha BROWN JR | 26.01 (1.2) 5/16 |
| 209 | Marissa HEATH SO | 26.12w (2.6) 4/13 |



2018 Outdoor Track & Field, Week #8

Women's 400 Meters

| | | | |
|----------|-----------------|--------------------------|----------------|
| 1 | | Nebraska Wesleyan | 3:47.34 |
| LW: -- | | average 56.84 | |
| 4 | Elizabeth JONES | JR 55.31 | 5/10 |
| 8 | Kaylee JONES | JR 55.81 | 5/10 |
| 46 | Anna FRAZIER | JR 57.66 | 5/10 |
| 84 | Abigail ALLEN | FR 58.56 | 5/10 |

| | | | |
|----------|-----------------|----------------------|----------------|
| 2 | | UW-Whitewater | 3:51.59 |
| LW: -- | | average 57.90 | |
| 15 | Abbie FELTON | JR 56.22 | 5/4 |
| 36 | Enyo AMET | JR 57.46 | 5/4 |
| 49 | Ashley TIJERINA | SO 57.77 | 4/20 |
| 206 | Megan HERING | SO 1:00.14 | 4/20 |

| | | | |
|----------|-----------------|---------------------|----------------|
| 3 | | SUNY Geneseo | 3:53.57 |
| LW: -- | | average 58.39 | |
| 56 | Lauren BAMFORD | SR 57.98 | 5/10 |
| 67 | Erin MACDOUGALL | JR 58.20 | 4/21 |
| 91 | Kayla BARBER | FR 58.68 | 5/4 |
| 96 | Emily LAVARNWAY | FR 58.71 | 5/16 |

| | | | |
|----------|------------------|-----------------------|----------------|
| 4 | | Bethel (Minn.) | 3:53.67 |
| LW: -- | | average 58.42 | |
| 12 | Delia LABATT | SO 55.98 | 5/4 |
| 27 | Hannah SANKEY | FR 56.84 | 5/11 |
| 29 | AddieKay JOHNSON | JR 57.04 | 5/4 |
| -- | Lydia HERATH | JR 1:03.81 | 4/20 |

| | | | |
|----------|-----------------|-----------------|----------------|
| 5 | | Wartburg | 3:54.25 |
| LW: -- | | average 58.56 | |
| 35 | Betsy DUEHR | SR 57.38 | 5/4 |
| 70 | Taylor JONES | JR 58.28 | 5/4 |
| 119 | Belle TYNISMMAA | SO 59.12 | 5/4 |
| 142 | Jackie GANSHIRT | FR 59.47 | 5/17 |

| | | | |
|----------|-----------------|-------------------------|----------------|
| 6 | | Augustana (Ill.) | 3:54.51 |
| LW: -- | | average 58.63 | |
| 10 | Katie EASTBURN | SO 55.92 | 5/4 |
| 80 | Sydney ZARAGOZA | SR 58.50 | 5/4 |
| 172 | Madi GLATZ | SO 59.82 | 5/4 |
| 221 | Valeria MELO | SR 1:00.27 | 4/20 |

| | | | |
|----------|-----------------|-------------------|----------------|
| 7 | | George Fox | 3:54.74 |
| LW: -- | | average 58.69 | |
| 2 | Sarah KING | JR 54.71 | 5/11 |
| 153 | Macadia CALAVAN | SO 59.61 | 4/20 |
| 196 | Kiana RASUBALA | SO 1:00.02 | 3/22 |
| 233 | Katie JAMES | FR 1:00.40 | 4/14 |

| | | | |
|----------|-----------------|---------------------|----------------|
| 8 | | John Carroll | 3:55.05 |
| LW: -- | | average 58.76 | |
| 30 | Ashura POWELL | JR 57.11 | 4/27 |
| 94 | Noelle SALUAN | SR 58.70 | 4/27 |
| 142 | Kendall MILLER | SO 59.47 | 3/30 |
| 169 | Rachel SCHUBERT | SO 59.77 | 4/27 |

| | | | |
|----------|-------------------|---------------|----------------|
| 9 | | TCNJ | 3:55.22 |
| LW: -- | | average 58.81 | |
| 50 | Samantha GORMAN | SO 57.81 | 4/14 |
| 53 | Jenna ELLENBACHER | SR 57.89 | 5/5 |
| 122 | Dana DELUCA | FR 59.14 | 5/5 |
| 228 | Katie LACAPRIA | SO 1:00.38 | 3/31 |

| | | | |
|-----------|-----------------|-------------------------|----------------|
| 10 | | Washington (Mo.) | 3:55.26 |
| LW: -- | | average 58.82 | |
| 33 | Annalise WAGNER | SR 57.29 | 4/20 |
| 88 | Nicky ALTHOFF | SO 58.63 | 4/28 |
| 145 | Sara MESIANO | SO 59.50 | 4/20 |
| 174 | Sophie GRIGAUX | FR 59.84 | 4/20 |

| | | | |
|-----------|------------------|----------------------|----------------|
| 11 | | UW-Eau Claire | 3:55.51 |
| LW: -- | | average 58.88 | |
| 60 | Ashleigh BUERGI | SR 58.05 | 5/13 |
| 72 | Glory HECKER | SO 58.36 | 5/4 |
| 147 | Sasha RILEY | SO 59.53 | 5/17 |
| 148 | Rosalie CAMPBELL | FR 59.57 | 5/17 |

| | | | |
|-----------|-------------------|---------------------|----------------|
| 12 | | UMass Boston | 3:55.76 |
| LW: -- | | average 58.94 | |
| 1 | Wadeline JONATHAS | SO 53.18 | 3/29 |
| 197 | Lexy BEAN | SR 1:00.05 | 3/16 |
| 228 | Olivia BURNES | SO 1:00.38 | 5/3 |
| -- | Taylor DRIGGERS | SR 1:02.15 | 4/7 |

| | | | |
|-----------|-------------------|-------------------------|----------------|
| 13 | | SUNY Plattsburgh | 3:55.78 |
| LW: -- | | average 58.95 | |
| 28 | Stephanie BOUCHER | SR 56.90 | 5/16 |
| 38 | Marissa JONES | SO 57.48 | 5/4 |
| 204 | Janyll BARBER | FR 1:00.10 | 5/11 |
| -- | Ashlee ESTES | SR 1:01.30 | 4/21 |

| | | | |
|-----------|--------------------|---------------|----------------|
| 14 | | Emory | 3:55.86 |
| LW: -- | | average 58.97 | |
| 13 | Erica GOLDMAN | SR 56.03 | 5/5 |
| 59 | Kaitlyn LEONARD | SO 58.04 | 3/23 |
| 165 | Ari NEWHOUSE | JR 59.72 | 3/23 |
| -- | Michelle ROSENBLUM | FR 1:02.07 | 3/30 |

| | | | |
|-----------|-----------------|--------------------------|----------------|
| 15 | | Concordia Chicago | 3:56.36 |
| LW: -- | | average 59.09 | |
| 34 | Kayla ARMSTRONG | FR 57.35 | 5/4 |
| 54 | Simone WILSON | FR 57.92 | 5/10 |
| 100 | Chelsee WILSON | SR 58.75 | 5/4 |
| -- | Crystal HOLDEN | FR 1:02.34 | 5/4 |

| | | | |
|-----------|--------------------|----------------|----------------|
| 16 | | Messiah | 3:56.63 |
| LW: -- | | average 59.16 | |
| 21 | Taylor WIEDERRECHT | SO 56.60 | 5/16 |
| 98 | Rebecca CROSELY | FR 58.72 | 5/3 |
| 129 | Leanne WEAVER | SO 59.25 | 4/20 |
| -- | Kelsie KENNEDY | SO 1:02.06 | 3/28 |



2018 Outdoor Track & Field, Week #8

Women's 800 Meters

| | | | | |
|-----------|--|-----------------|--|------|
| 1 | MIT | 8:53.44 | | |
| LW: -- | | average 2:13.36 | | |
| 9 | Bailey TREGONING | JR 2:11.18 | | 5/3 |
| 22 | Margaret TRAUTNER | SO 2:12.65 | | 5/17 |
| 28 | Katie WILLIAMS | FR 2:13.44 | | 5/11 |
| 73 | Marissa MCPHILLIPS | SO 2:16.17 | | 4/28 |
| 2 | Washington (Mo.) | 8:54.24 | | |
| LW: -- | | average 2:13.56 | | |
| 2 | Annalise WAGNER | SR 2:07.31 | | 5/4 |
| 16 | Sophie GRIGAUX | FR 2:12.23 | | 5/4 |
| 53 | Sara MESIANO | SO 2:15.38 | | 4/28 |
| 154 | Audrey WESTERN | SR 2:19.32 | | 5/10 |
| 3 | Middlebury | 9:01.90 | | |
| LW: -- | | average 2:15.47 | | |
| 25 | Anna WILLIG | SO 2:12.73 | | 3/31 |
| 60 | Meg WILSON | SO 2:15.69 | | 5/17 |
| 66 | Katie GLEW | FR 2:15.87 | | 3/31 |
| 103 | Brianna BISSON | SR 2:17.61 | | 4/28 |
| 4 | Wartburg | 9:01.99 | | |
| LW: -- | | average 2:15.50 | | |
| 17 | Betsy DUEHR | SR 2:12.27 | | 4/25 |
| 46 | Aubree TAYLOR | SR 2:14.79 | | 5/17 |
| 60 | Belle TYNNISMAA | SO 2:15.69 | | 5/17 |
| 147 | Ashley STEVENS | JR 2:19.24 | | 5/17 |
| 5 | UW-La Crosse | 9:03.40 | | |
| LW: -- | | average 2:15.85 | | |
| 14 | Rachel ATCHISON | SR 2:12.15 | | 5/4 |
| 37 | Kacy FISHER | FR 2:14.47 | | 5/17 |
| 92 | Abbey ENGEL | FR 2:17.21 | | 5/4 |
| 167 | Libby BRUGGER | SO 2:19.57 | | 4/12 |
| 6 |  Johns Hopkins | 9:05.70 | | |
| LW: -- | | average 2:16.43 | | |
| 31 | Erin BRUSH | JR 2:13.81 | | 5/14 |
| 56 | Therese OLSHANSKI | FR 2:15.56 | | 4/20 |
| 91 | Caroline SMITH | SR 2:17.18 | | 4/20 |
| 144 | Caelyn REILLY | SO 2:19.15 | | 5/16 |
| 7 | Ohio Northern | 9:06.65 | | |
| LW: -- | | average 2:16.66 | | |
| 1 | Emily RICHARDS | SR 2:02.84 | | 4/5 |
| 33 | Avery EWING | JR 2:14.29 | | 5/16 |
| -- | Lauren TURNER | FR 2:23.82 | | 4/20 |
| -- | Michaela FOX | JR 2:25.70 | | 4/14 |
| 8 | Wheaton (Ill.) | 9:07.92 | | |
| LW: -- | | average 2:16.98 | | |
| 24 | Erika JOHNSON | JR 2:12.67 | | 5/14 |
| 32 | Hannah ROESKE | FR 2:14.24 | | 4/21 |
| 129 | Brianna HAWTHORNE | FR 2:18.72 | | 5/16 |
| -- | Nicole KITCHEN | SR 2:22.29 | | 5/4 |
| 9 | Williams | 9:09.75 | | |
| LW: -- | | average 2:17.44 | | |
| 18 | Anna PASSANNANTE | SO 2:12.32 | | 5/17 |
| 123 | Anna HARLEEN | SR 2:18.60 | | 4/21 |
| 135 | Caitlin UBL | JR 2:18.86 | | 5/11 |
| 191 | Eliza MATT | SR 2:19.97 | | 3/24 |
| 10 | Otterbein | 9:10.65 | | |
| LW: -- | | average 2:17.66 | | |
| 54 | Katy FOLTZ | JR 2:15.41 | | 4/20 |
| 89 | Heather SANDVIK | JR 2:17.12 | | 4/7 |
| 133 | Sarah BEDELL | JR 2:18.84 | | 4/20 |
| 150 | Gina KOWALEWICZ | FR 2:19.28 | | 4/20 |
| 11 | St. Thomas (Minn.) | 9:10.74 | | |
| LW: -- | | average 2:17.69 | | |
| 19 | Hannah HELSTAD | SR 2:12.36 | | 4/19 |
| 97 | Ali GLASSBRENNER | SR 2:17.43 | | 4/19 |
| 197 | Anna KROLL | FR 2:20.09 | | 5/11 |
| 233 | Paige CATER | FR 2:20.86 | | 5/11 |
| 12 |  Amherst | 9:10.93 | | |
| LW: -- | | average 2:17.73 | | |
| 13 | Danielle GRIFFIN | SR 2:12.03 | | 4/28 |
| 36 | Leonie RAULS | SR 2:14.39 | | 5/3 |
| 229 | Sarah GAYER | FR 2:20.81 | | 4/21 |
| -- | Jenny MAZZELLA | SO 2:23.70 | | 4/28 |
| 13 | Eastern (Pa.) | 9:11.11 | | |
| LW: -- | | average 2:17.78 | | |
| 40 | Katelyn BERNOTAS | FR 2:14.61 | | 5/16 |
| 58 | Megan BERNOTAS | SO 2:15.62 | | 5/16 |
| 139 | Kierra ZACK | JR 2:19.08 | | 5/3 |
| -- | Clarice KOEHLER | JR 2:21.80 | | 5/3 |
| 14 | Chicago | 9:11.13 | | |
| LW: -- | | average 2:17.78 | | |
| 84 | Maddie DEVOE | FR 2:16.82 | | 5/10 |
| 96 | Megan VERNER-CRIST | SR 2:17.40 | | 4/21 |
| 113 | Emma DYER | FR 2:18.35 | | 4/21 |
| 121 | Cassidy MCPHERSON | SR 2:18.56 | | 5/4 |
| 15 |  Bowdoin | 9:11.68 | | |
| LW: -- | | average 2:17.92 | | |
| 27 | Claire TRAUM | FR 2:13.14 | | 5/3 |
| 41 | Sarah KELLEY | SR 2:14.63 | | 4/20 |
| 226 | Caroline SHIPLEY | SO 2:20.69 | | 4/20 |
| -- | Abigael OSMANSKI | FR 2:23.22 | | 4/20 |
| 16 | UW-Stevens Point | 9:11.74 | | |
| LW: -- | | average 2:17.94 | | |
| 49 | Brooke WELLHAUSEN | FR 2:15.20 | | 5/4 |
| 68 | Michelle PETKOVSEK | SO 2:15.89 | | 4/20 |
| 107 | Emily SCHLEBECKER | SR 2:18.02 | | 4/20 |
| -- | Makani PETERS | SO 2:22.63 | | 4/20 |



2018 Outdoor Track & Field, Week #8

Women's 1500 Meters

| | | |
|----------|-------------------|-----------------|
| 1 | Middlebury | 18:22.4 |
| LW: -- | | average 4:35.61 |
| 17 | Katie GLEW | FR 4:31.73 5/17 |
| 30 | Tasha GREENE | FR 4:34.58 5/3 |
| 35 | Abigail NADLER | JR 4:35.52 5/3 |
| 85 | Kate MACCARY | JR 4:40.60 4/21 |

| | | |
|----------|-----------------|-----------------|
| 2 | Williams | 18:25.5 |
| LW: -- | | average 4:36.38 |
| 14 | Brianna BOURNE | FR 4:31.71 5/17 |
| 42 | Stella WORTERS | SR 4:36.42 4/28 |
| 64 | Eliza MATT | SR 4:38.52 4/28 |
| 68 | Audrey RUSTAD | SO 4:38.88 3/31 |

| | | |
|----------|----------------------|-----------------|
| 3 | Johns Hopkins | 18:27.0 |
| LW: -- | | average 4:36.75 |
| 33 | Therese OLSHANSKI | FR 4:34.93 5/4 |
| 48 | Caroline SMITH | SR 4:37.08 4/14 |
| 50 | Caelyn REILLY | SO 4:37.12 5/14 |
| 59 | Gina D'ADDARIO | JR 4:37.88 4/20 |

| | | |
|----------|--------------------|-----------------|
| 4 | MIT | 18:27.5 |
| LW: -- | | average 4:36.88 |
| 11 | Marissa MCPHILLIPS | SO 4:31.09 5/17 |
| 14 | Katie BACHER | SO 4:31.71 5/11 |
| 70 | Margaret TRAUTNER | SO 4:39.19 4/7 |
| 142 | Katie WILLIAMS | FR 4:45.53 4/7 |

| | | |
|----------|-----------------|-----------------|
| 5 | Linfield | 18:34.1 |
| LW: -- | | average 4:38.53 |
| 12 | Emma KNUDSON | SR 4:31.54 5/17 |
| 18 | Kaelia NEAL | SR 4:31.77 4/27 |
| 55 | Courtney BEARD | JR 4:37.45 4/20 |
| -- | Nicole BISSEY | FR 4:53.38 4/20 |

| | | |
|----------|----------------------|-----------------|
| 6 | Haverford | 18:34.7 |
| LW: -- | | average 4:38.70 |
| 8 | Katie SULLIVAN | SR 4:30.71 5/14 |
| 66 | Amelia KEYSER-GIBSON | SR 4:38.69 5/4 |
| 103 | Sophie DREW | JR 4:42.10 5/14 |
| 116 | Nicole GIANNETTI | SR 4:43.29 4/14 |

| | | |
|----------|-----------------------------|-----------------|
| 7 | Claremont-Mudd-Scrip | 18:36.1 |
| LW: -- | | average 4:39.05 |
| 2 | Bryn MCKILLOP | SR 4:26.72 3/24 |
| 69 | Kyleigh MANN | SR 4:39.06 4/19 |
| 118 | Roselyn CANTU | SR 4:43.35 3/3 |
| 161 | Abby JOHNSON | FR 4:47.06 4/27 |

| | | |
|----------|--------------------|-----------------|
| 8 | Chicago | 18:38.5 |
| LW: -- | | average 4:39.63 |
| 53 | Megan VERNER-CRIST | SR 4:37.40 5/16 |
| 71 | Cassidy MCPHERSON | SR 4:39.21 4/21 |
| 77 | Emma DYER | FR 4:39.75 5/16 |
| 106 | Khia KURTENBACH | SR 4:42.18 4/21 |

| | | |
|----------|-----------------|-----------------|
| 9 | Tufts | 18:41.5 |
| LW: -- | | average 4:40.38 |
| 19 | Brittany BOWMAN | SR 4:32.07 4/28 |
| 31 | Rhemi TOTH | SO 4:34.85 5/11 |
| 150 | Kelsey TIERNEY | JR 4:46.20 4/21 |
| 187 | Nicole KERRIGAN | SO 4:48.40 4/14 |

| | | |
|-----------|---------------------|-----------------|
| 10 | Amherst | 18:41.6 |
| LW: -- | | average 4:40.40 |
| 22 | Sarah GAYER | FR 4:32.61 5/17 |
| 58 | Leonie RAULS | SR 4:37.78 4/28 |
| 90 | Christina SCARTELLI | JR 4:41.15 4/28 |
| 215 | Danielle GRIFFIN | SR 4:50.08 4/7 |

| | | |
|-----------|---------------------|-----------------|
| 11 | SUNY Geneseo | 18:45.6 |
| LW: -- | | average 4:41.41 |
| 41 | Allie FERNANDEZ | JR 4:35.96 5/10 |
| 63 | Elise RAMIREZ | JR 4:38.51 4/20 |
| 107 | Dana CEBULSKI | JR 4:42.48 5/4 |
| 192 | Taylor RETTIG | FR 4:48.70 5/4 |

| | | |
|-----------|-------------------------|-----------------|
| 12 | Washington (Mo.) | 18:45.8 |
| LW: -- | | average 4:41.47 |
| 34 | Alison LINDSAY | SR 4:35.28 5/10 |
| 100 | Annalise WAGNER | SR 4:41.93 3/24 |
| 127 | Audrey WESTERN | SR 4:44.07 5/10 |
| 135 | Elizabeth HAGSTROM | SO 4:44.59 4/20 |

| | | |
|-----------|------------------|-----------------|
| 13 | Otterbein | 18:48.6 |
| LW: -- | | average 4:42.16 |
| 7 | Claire LAMB | JR 4:30.43 3/15 |
| 37 | Heather SANDVIK | JR 4:35.78 3/15 |
| 122 | Katy FOLTZ | JR 4:43.74 4/14 |
| -- | Sydney SMITH | FR 4:58.70 4/20 |

| | | |
|-----------|------------------|-----------------|
| 14 | Bowdoin | 18:49.1 |
| LW: -- | | average 4:42.28 |
| 4 | Sarah KELLEY | SR 4:28.76 4/28 |
| 29 | Caroline SHIPLEY | SO 4:33.69 5/17 |
| -- | Julia O'ROURKE | JR 4:52.96 4/13 |
| -- | Erin HOLLENBAUGH | SO 4:53.71 4/28 |

| | | |
|-----------|---------------------|-----------------|
| 15 | UW-La Crosse | 18:49.2 |
| LW: -- | | average 4:42.32 |
| 80 | Sadie KROLL | SR 4:40.25 5/4 |
| 88 | Rachel ATCHISON | SR 4:40.94 4/21 |
| 96 | Libby BRUGGER | SO 4:41.61 5/4 |
| 155 | Abbey ENGEL | FR 4:46.48 5/17 |

| | | |
|-----------|-----------------|-----------------|
| 16 | Carleton | 18:53.7 |
| LW: -- | | average 4:43.45 |
| 55 | Meg MATHISON | SO 4:37.45 4/25 |
| 82 | Emily KAEGI | SR 4:40.36 5/2 |
| 154 | Amanda MOSBORG | FR 4:46.39 5/2 |
| 207 | Helen SCHUDA | SO 4:49.59 5/2 |



2018 Outdoor Track & Field, Week #8

Women's Steeplechase

| | | | | | | | | | |
|----------|--------------------------|------------------|----------|--------|-----------|-----------------------------|----------------|----------|------|
| 1 | Washington (Mo.) | 43:44.0 | | | 9 | North Central (Ill.) | 45:58.4 | | |
| LW: -- | | average 10:56.01 | | LW: -- | | average 11:29.61 | | | |
| 7 | Alison LINDSAY | SR | 10:42.71 | 4/28 | 42 | Madelyn SCOPP | SO | 11:09.51 | 5/4 |
| 13 | Abigail MARTIN | JR | 10:45.14 | 5/10 | 69 | Dianne BARAJAS | JR | 11:26.57 | 5/10 |
| 34 | Molly SHEPHERD | JR | 11:00.64 | 5/16 | 108 | Alexis HENZ | FR | 11:40.34 | 5/4 |
| 54 | Anna MAURER | SR | 11:15.54 | 4/28 | 113 | Jamie ROHN | SR | 11:42.00 | 5/16 |
| 2 | Whitworth | 43:59.6 | | | 10 | TCNJ | 46:23.6 | | |
| LW: -- | | average 10:59.92 | | LW: -- | | average 11:35.91 | | | |
| 1 | Kayla LELAND | SR | 10:20.97 | 5/4 | 10 | Erin HOLZBAUR | JR | 10:43.98 | 5/14 |
| 2 | Marissa MOUNT | SO | 10:25.87 | 4/20 | 75 | Gabriella DEVITO | SO | 11:28.75 | 5/5 |
| 16 | Bailey SCOTT | SR | 10:46.00 | 5/4 | 183 | Abigail FAITH | JR | 11:59.16 | 4/14 |
| -- | Hailey CLEAVENGER | FR | 12:26.84 | 4/20 | 233 | Hailey BOOKWALTER | SO | 12:11.77 | 5/5 |
| 3 | Nebraska Wesleyan | 44:11.2 | | | 11 | Centre | 46:33.1 | | |
| LW: -- | | average 11:02.81 | | LW: -- | | average 11:38.30 | | | |
| 12 | Ellie BEIERMANN | SO | 10:45.11 | 5/10 | 17 | Annie RODENFELS | JR | 10:46.26 | 4/6 |
| 15 | Hanna HEGEMANN | JR | 10:45.71 | 5/16 | 77 | Courtney GIBSON | SO | 11:29.93 | 4/6 |
| 37 | Hannah AWTRY | JR | 11:05.86 | 5/16 | 142 | Alison ANDERSON | FR | 11:49.69 | 4/20 |
| 88 | Sydni HARRIS | SR | 11:34.56 | 5/10 | -- | Olivia HONAKER | SO | 12:27.31 | 4/20 |
| 4 | Johns Hopkins | 44:12.8 | | | 12 | UW-Eau Claire | 46:38.0 | | |
| LW: -- | | average 11:03.21 | | LW: -- | | average 11:39.50 | | | |
| 19 | Lauren JACOB | SO | 10:48.92 | 4/20 | 80 | Teagan MONFILS | FR | 11:31.16 | 5/13 |
| 23 | Caroline SMITH | SR | 10:52.51 | 4/26 | 111 | Katie GEORGE | JR | 11:41.00 | 5/4 |
| 30 | Tasha FREED | JR | 10:56.62 | 4/26 | 115 | Callie FISCHER | SR | 11:42.38 | 5/17 |
| 91 | Ava KELLEY | FR | 11:34.78 | 4/20 | 117 | Karen GOMEZ-RUIZ | JR | 11:43.46 | 4/21 |
| 5 | Wheaton (Ill.) | 44:46.6 | | | 13 | UW-Stevens Point | 47:03.1 | | |
| LW: -- | | average 11:11.66 | | LW: -- | | average 11:45.80 | | | |
| 9 | Ellie HAWTHORNE | SR | 10:43.77 | 5/16 | 67 | Bailey WOLF | SO | 11:25.71 | 4/7 |
| 14 | Hannah ROESKE | FR | 10:45.15 | 5/4 | 97 | Kara HOIER | SR | 11:36.99 | 5/10 |
| 84 | Laura BARNES | JR | 11:32.26 | 3/29 | 151 | Emily SCHLEBECKER | SR | 11:52.37 | 5/10 |
| 128 | Anna Joy SETRAN | FR | 11:45.47 | 5/4 | 216 | Georgia HARRISON | SO | 12:08.11 | 4/7 |
| 6 | Williams | 45:06.9 | | | 14 | Hope | 47:11.0 | | |
| LW: -- | | average 11:16.75 | | LW: -- | | average 11:47.75 | | | |
| 21 | Victoria KINGHAM | SR | 10:48.94 | 4/28 | 92 | Alissa FRAZEE | SR | 11:34.95 | 4/26 |
| 24 | Emily SUNDQUIST | SR | 10:52.59 | 3/31 | 126 | Alicia BOSTWICK | JR | 11:45.38 | 3/23 |
| 62 | Emily HARRIS | JR | 11:24.29 | 5/17 | 132 | Anna FRAZEE | SO | 11:46.16 | 5/10 |
| 191 | Tyra WYNN | FR | 12:01.17 | 4/13 | 201 | Abby COUWENHOVEN | JR | 12:04.51 | 4/20 |
| 7 | SUNY Geneseo | 45:52.7 | | | 15 | Tufts | 47:18.7 | | |
| LW: -- | | average 11:28.17 | | LW: -- | | average 11:49.68 | | | |
| 50 | Brooke MADRY | JR | 11:14.66 | 5/4 | 51 | Sarah PERKINS | JR | 11:14.91 | 4/28 |
| 66 | Annibel COOLICAN | SO | 11:25.63 | 5/4 | 172 | Emma DZWIERZYNSKI | FR | 11:57.05 | 4/28 |
| 93 | Dana CEBULSKI | JR | 11:34.96 | 4/28 | 190 | Alexandra WOLF | FR | 12:01.09 | 4/14 |
| 99 | Mariellen PENZER | FR | 11:37.45 | 4/24 | 207 | Danielle SKUFCA | SR | 12:05.69 | 4/28 |
| 8 | St. Olaf | 45:56.3 | | | 16 | John Carroll | 47:19.0 | | |
| LW: -- | | average 11:29.09 | | LW: -- | | average 11:49.76 | | | |
| 25 | Jena MOODY | SR | 10:54.36 | 5/17 | 45 | Cassie SCHILLERO | SR | 11:10.53 | 5/11 |
| 56 | Lisa FISHER | SO | 11:21.19 | 5/11 | 175 | Crystal HAJEK | SR | 11:57.18 | 3/30 |
| 78 | Lindsey KEMP | SR | 11:30.00 | 5/11 | 196 | Morgan KELLEY | FR | 12:03.79 | 5/11 |
| 226 | Rebecca WALTON | JR | 12:10.79 | 5/11 | 215 | Jamie AMOROSO | SO | 12:07.53 | 5/11 |



2018 Outdoor Track & Field, Week #8

Women's 5000 Meters

| | | | |
|----------|-----------------|----------------------|----------------|
| 1 | | Johns Hopkins | 1:8:10. |
| LW: -- | | average 17:02.73 | |
| 19 | Felicia KOERNER | JR | 16:54.75 4/26 |
| 22 | Ellie CLAWSON | JR | 16:58.43 4/26 |
| 26 | Rebecca GRUSBY | SO | 17:00.89 4/26 |
| 38 | Lauren JACOB | SO | 17:16.86 4/26 |

| | | |
|----------|-------------------------|------------------|
| 2 | Washington (Mo.) | 1:8:31. |
| LW: -- | | average 17:07.81 |
| 10 | Aly WAYNE | SR 16:51.50 5/10 |
| 13 | Paige LAWLER | SO 16:53.07 4/28 |
| 36 | Sophie WATTERSON | SO 17:15.17 5/10 |
| 52 | Martha GOTTBRAH | SR 17:31.50 5/10 |

| | | |
|----------|---------------------|------------------|
| 3 | SUNY Geneseo | 1:9:21. |
| LW: -- | | average 17:20.29 |
| 11 | Elise RAMIREZ | JR 16:52.44 5/14 |
| 23 | Kristen HOMEYER | SR 16:58.83 4/14 |
| 73 | Genny CORCORAN | FR 17:42.23 4/14 |
| 84 | Dana CEBULSKI | JR 17:47.65 4/14 |

| | | |
|----------|---------------------|------------------|
| 4 | Wartburg | 1:10:01 |
| LW: -- | | average 17:30.41 |
| 14 | Ashlyn BAGGE | SR 16:53.17 4/12 |
| 41 | Carina COLLET | FR 17:18.89 4/12 |
| 66 | Cassidy CHRISTOPHER | FR 17:38.26 5/10 |
| 176 | Beth MALLON | SR 18:11.31 5/16 |

| | | |
|----------|------------------|------------------|
| 5 | Williams | 1:10:06 |
| LW: -- | | average 17:31.70 |
| 20 | Victoria KINGHAM | SR 16:56.49 5/11 |
| 42 | Audrey RUSTAD | SO 17:19.74 4/28 |
| 81 | Emma HERRMANN | SO 17:47.17 4/13 |
| 141 | Emily SUNDQUIST | SR 18:03.40 4/13 |

| | | |
|----------|-----------------------|------------------|
| 6 | Wheaton (Ill.) | 1:10:21 |
| LW: -- | | average 17:35.42 |
| 9 | Hannah ROESKE | FR 16:47.95 4/26 |
| 75 | Aryn EMBRETSON | JR 17:43.26 3/29 |
| 112 | Megan BAILEY | JR 17:55.14 5/10 |
| 113 | Hannah OECHSLE | SO 17:55.32 5/10 |

| | | |
|----------|------------------|------------------|
| 7 | Brandeis | 1:10:28 |
| LW: -- | | average 17:37.13 |
| 16 | Emily BRYSON | JR 16:54.33 3/30 |
| 77 | Danielle BERTAUX | SO 17:44.79 4/14 |
| 110 | Niamh KENNEY | FR 17:54.63 5/11 |
| 111 | Julia BRYSON | JR 17:54.77 4/28 |

| | | |
|----------|-------------------|------------------|
| 8 | Chicago | 1:10:38 |
| LW: -- | | average 17:39.53 |
| 21 | Khia KURTENBACH | SR 16:57.09 5/10 |
| 62 | Claire BROCKWAY | SO 17:36.28 5/10 |
| 108 | Abigail SHOEMAKER | FR 17:53.90 5/10 |
| 173 | Sophie ELGAMAL | FR 18:10.85 4/28 |

| | | |
|----------|-------------------------|------------------|
| 9 | UW-La Crosse | 1:10:46 |
| LW: -- | | average 17:41.62 |
| 28 | Sadie KROLL | SR 17:04.03 4/25 |
| 37 | Rebecca VOSS | JR 17:16.62 4/12 |
| 159 | Mackenzie KELLER-MILLER | SR 18:07.43 4/12 |
| 212 | Ellie MILLER | JR 18:18.41 4/7 |

| | | |
|-----------|---------------------|------------------|
| 10 | Carleton | 1:10:48 |
| LW: -- | | average 17:42.10 |
| 33 | Emily KAEGI | SR 17:09.99 4/25 |
| 59 | Amanda MOSBORG | FR 17:35.66 5/11 |
| 118 | Samantha SCHNIRRING | JR 17:56.31 4/11 |
| 156 | Helen SCHUDA | SO 18:06.43 5/11 |

| | | |
|-----------|-----------------------------|------------------|
| 11 | Claremont-Mudd-Scrip | 1:10:49 |
| LW: -- | | average 17:42.42 |
| 7 | Bryn MCKILLOP | SR 16:45.75 4/19 |
| 119 | Lauren STANISLAW | SR 17:56.32 4/7 |
| 131 | Roselyn CANTU | SR 17:59.19 3/10 |
| 165 | Ellen BERKLEY | SR 18:08.44 3/31 |

| | | |
|-----------|------------------|------------------|
| 12 | Dickinson | 1:10:53 |
| LW: -- | | average 17:43.28 |
| 31 | Sofia CANNING | SR 17:05.38 5/14 |
| 45 | Kelsey HOROWITZ | SR 17:23.84 5/14 |
| 120 | Tessa CASSIDY | SO 17:56.37 5/4 |
| -- | Sarah HOUSE | SO 18:27.51 4/20 |

| | | |
|-----------|----------------------|------------------|
| 13 | UW-Eau Claire | 1:10:57 |
| LW: -- | | average 17:44.47 |
| 30 | Sam SLATTERY | SO 17:04.87 5/10 |
| 71 | Callie FISCHER | SR 17:41.62 4/12 |
| 151 | Lizzy CISEWSKI | FR 18:05.49 4/12 |
| 154 | Mel BECKER | SR 18:05.91 4/12 |

| | | |
|-----------|------------------|------------------|
| 14 | Tufts | 1:11:01 |
| LW: -- | | average 17:45.37 |
| 5 | Brittany BOWMAN | SR 16:42.30 4/14 |
| 79 | Kelsey TIERNEY | JR 17:46.43 3/31 |
| 130 | Margot RASHBA | SR 17:59.17 4/14 |
| -- | Olivia NICHOLSON | SR 18:33.57 4/14 |

| | | | |
|-----------|-------------------|------------------|----------------|
| 15 | | Bates | 1:11:27 |
| LW: -- | | average 17:51.75 | |
| 2 | Katherine COOK | SR 16:34.68 5/11 | |
| 174 | Daniella PASCUCCI | SO 18:10.93 4/28 | |
| 203 | Olivia LAMARCHE | SO 18:16.87 4/7 | |
| 241 | Abby HAMILTON | FR 18:24.52 4/7 | |

| | | | |
|-----------|----------------------|------------------|----------------|
| 16 | | Haverford | 1:11:29 |
| LW: -- | | average 17:52.26 | |
| 39 | Amelia KEYSER-GIBSON | SR 17:17.01 5/4 | |
| 55 | Nicole GIANNETTI | SR 17:32.80 4/6 | |
| 182 | Sophie DREW | JR 18:12.51 5/4 | |
| 246 | Hannah DOLL | FR 18:26.70 4/20 | |



2018 Outdoor Track & Field, Week #8

Women's 10,000 Meters

| | | | | |
|-----------|--------------------------|------------------|----------|------|
| 1 | Washington (Mo.) | 2:25:05 | | |
| LW: -- | | average 36:16.36 | | |
| 6 | Paige LAWLER | SO | 35:20.53 | 3/31 |
| 8 | Aly WAYNE | SR | 35:26.38 | 3/31 |
| 37 | Lisa GORHAM | JR | 37:06.13 | 4/28 |
| 41 | Martha GOTTBRAH | SR | 37:12.38 | 4/28 |
| 2 | Chicago | 2:27:07 | | |
| LW: -- | | average 36:46.78 | | |
| 7 | Khia KURTENBACH | SR | 35:24.57 | 4/28 |
| 35 | Claire COSTELLOE | SR | 37:00.86 | 4/28 |
| 40 | Abigail SHOEMAKER | FR | 37:10.89 | 5/16 |
| 48 | Maggie BOUDREAU | SO | 37:30.80 | 4/28 |
| 3 | Johns Hopkins | 2:28:12 | | |
| LW: -- | | average 37:03.00 | | |
| 5 | Ellie CLAWSON | JR | 35:12.93 | 4/14 |
| 30 | Felicia KOERNER | JR | 36:44.29 | 4/14 |
| 66 | Emily STAHL | JR | 38:00.09 | 4/20 |
| 78 | Allison ROSEN | SO | 38:14.69 | 4/20 |
| 4 | UW-Eau Claire | 2:29:54 | | |
| LW: -- | | average 37:28.55 | | |
| 15 | Sam SLATTERY | SO | 35:54.28 | 4/21 |
| 27 | Callie FISCHER | SR | 36:32.38 | 4/21 |
| 64 | Joanne REINERS | SR | 37:58.77 | 4/21 |
| 149 | Lexie TREMBLE | JR | 39:28.76 | 4/21 |
| 5 | UW-La Crosse | 2:30:04 | | |
| LW: -- | | average 37:31.14 | | |
| 16 | Rebecca VOSS | JR | 35:55.16 | 4/21 |
| 63 | Annie BREKKEN | JR | 37:58.38 | 4/21 |
| 69 | Madeline SWEENEY | FR | 38:03.21 | 4/21 |
| 73 | Ellie MILLER | JR | 38:07.80 | 4/21 |
| 6 | Wartburg | 2:30:17 | | |
| LW: -- | | average 37:34.37 | | |
| 10 | Ashlyn BAGGE | SR | 35:28.82 | 4/25 |
| 14 | Carina COLLET | FR | 35:41.10 | 5/10 |
| 107 | Beth MALLON | SR | 38:43.81 | 5/10 |
| 207 | Shae MCENANY | JR | 40:23.73 | 5/10 |
| 7 | Misericordia | 2:32:05 | | |
| LW: -- | | average 38:01.45 | | |
| 3 | Clare SCHOEN | SO | 34:53.15 | 4/14 |
| 59 | Meredith HARTZ | JR | 37:55.06 | 5/16 |
| 146 | Jordyn DONNELLY | JR | 39:27.87 | 4/14 |
| 170 | Emma FEDERINKO | SR | 39:49.72 | 4/14 |
| 8 | Tufts | 2:33:08 | | |
| LW: -- | | average 38:17.06 | | |
| 2 | Brittany BOWMAN | SR | 34:51.07 | 3/31 |
| 113 | Kelsey TIERNEY | JR | 38:54.69 | 4/28 |
| 130 | Jennifer JACKSON | SO | 39:14.83 | 4/28 |
| 188 | Francesca BURGOS | SR | 40:07.64 | 5/11 |
| 9 | Dickinson | 2:35:17 | | |
| LW: -- | | average 38:49.27 | | |
| 20 | Sofia CANNING | SR | 36:06.18 | 4/14 |
| 68 | Tessa CASSIDY | SO | 38:02.32 | 4/14 |
| 180 | Katie MONTGOMERY | SR | 39:57.45 | 4/20 |
| -- | Sarah HOUSE | SO | 41:11.14 | 5/4 |
| 10 | MIT | 2:35:48 | | |
| LW: -- | | average 38:57.06 | | |
| 9 | Mary ECCLES | SR | 35:27.11 | 4/20 |
| 128 | Bailee MARGOLIS | JR | 39:14.66 | 5/3 |
| 201 | Dhaman KAUR | FR | 40:18.24 | 4/7 |
| 246 | Emily FREEL | FR | 40:48.24 | 4/28 |
| 11 | Rochester (N.Y.) | 2:35:53 | | |
| LW: -- | | average 38:58.31 | | |
| 47 | Rachel BARGABOS | JR | 37:29.56 | 4/14 |
| 103 | Kelly REESE | SO | 38:39.79 | 4/20 |
| 135 | Clara WOLFE | SR | 39:19.85 | 4/20 |
| 208 | Ariane HASBROUCK | JR | 40:24.04 | 4/20 |
| 12 | Illinois Wesleyan | 2:36:14 | | |
| LW: -- | | average 39:03.70 | | |
| 22 | Victoria DRAKE | SR | 36:17.69 | 5/10 |
| 108 | Jillian COLE | SR | 38:46.93 | 5/4 |
| 167 | Monica MOCOJNI | SR | 39:48.87 | 3/31 |
| -- | Katie NORTH | FR | 41:21.32 | 5/4 |
| 13 | Wheaton (Ill.) | 2:36:45 | | |
| LW: -- | | average 39:11.38 | | |
| 17 | Aryn EMBRETSON | JR | 35:59.38 | 4/26 |
| 95 | Hannah OECHSLE | SO | 38:35.12 | 5/4 |
| 142 | Megan BAILEY | JR | 39:24.27 | 5/4 |
| -- | Rachel REAMER | SR | 42:46.75 | 5/4 |
| 14 | Calvin | 2:36:46 | | |
| LW: -- | | average 39:11.70 | | |
| 38 | Michelle KOETJE | SO | 37:06.78 | 5/16 |
| 137 | Breanna KOOIMAN | JR | 39:23.00 | 5/16 |
| 138 | Catherine CROFT | JR | 39:23.02 | 5/16 |
| -- | Kate MCLAIN | SR | 40:53.98 | 5/3 |
| 15 | SUNY Geneseo | 2:37:06 | | |
| LW: -- | | average 39:16.66 | | |
| 24 | Kristen HOMEYER | SR | 36:26.03 | 5/10 |
| 58 | Genny CORCORAN | FR | 37:48.29 | 4/21 |
| -- | Clare MCNERNEY | SO | 41:25.71 | 5/4 |
| -- | Marisa GINGELLO | SR | 41:26.60 | 5/4 |
| 16 | UW-Platteville | 2:38:16 | | |
| LW: -- | | average 39:34.14 | | |
| 60 | Katie WARDINSKI | JR | 37:55.63 | 4/21 |
| 139 | Camille FELTON | SR | 39:23.54 | 4/20 |
| 189 | Mariah BROWN | SR | 40:08.82 | 4/20 |
| 247 | Kimberly GUTIERREZ | SR | 40:48.55 | 4/20 |



2018 Outdoor Track & Field, Week #8

Women's 100 Meter Hurdles

| | | |
|----------|---------------------|------------------|
| 1 | SUNY Geneseo | 58.56 |
| LW: -- | | average 14.64 |
| 5 | Erin MACDOUGALL JR | 14.25w (3.2) 5/4 |
| 13 | Shayna HELD JR | 14.36w (3.2) 5/4 |
| 31 | Hannah MADDEN JR | 14.71w (3.2) 5/4 |
| 91 | Emily LAVARNWAY FR | 15.24 (2.0) 4/21 |

| | | |
|----------|---------------------|-------------------|
| 2 | Rowan | 58.82 |
| LW: -- | | average 14.71 |
| 4 | Darielle CROSS SO | 14.24w (3.7) 5/16 |
| 18 | Aspen MCMILLAN JR | 14.42 (1.2) 5/5 |
| 27 | Jackie ANSONG SO | 14.63 (1.2) 5/5 |
| 146 | Nicole NOTARANNI FR | 15.53 (0.0) 5/5 |

| | | |
|----------|---------------------|-------------------|
| 3 | UW-La Crosse | 59.14 |
| LW: -- | | average 14.79 |
| 25 | Clair SHEPARDSON FR | 14.59w (2.3) 5/4 |
| 33 | Jenna FRANZWA SR | 14.72w (2.3) 5/4 |
| 48 | Isabelle KICK SO | 14.87w (2.3) 5/4 |
| 56 | Erin ZAJC SO | 14.96w (2.5) 4/24 |

| | | |
|----------|--------------------|-------------------|
| 4 | Redlands | 1:00.26 |
| LW: -- | | average 15.07 |
| 2 | Jessica FIELDS SO | 14.07w (2.7) 4/27 |
| 17 | Chyenne KIMBLE SO | 14.41w (2.7) 5/16 |
| 115 | Kara ROMANI JR | 15.39 (2.0) 4/27 |
| -- | Hannah ALBRECHT FR | 16.39 (0.5) 5/3 |

| | | |
|----------|-----------------------|-------------------|
| 5 | Wheaton (Ill.) | 1:00.28 |
| LW: -- | | average 15.07 |
| 15 | Favor EZEWUZIE SO | 14.37w (2.4) 5/9 |
| 69 | Abby Grace MCGEE JR | 15.06 (-0.5) 5/16 |
| 105 | Nicole KITCHEN SR | 15.34w (2.2) 5/4 |
| 141 | Tess SUTTON FR | 15.51 (-1.5) 5/10 |

| | | |
|----------|-----------------|-------------------|
| 6 | Williams | 1:00.42 |
| LW: -- | | average 15.11 |
| 22 | Izabelle ITH FR | 14.56w (2.9) 4/28 |
| 59 | Kate KENNEDY JR | 14.98 (1.1) 4/21 |
| 60 | Caitlin UBL JR | 15.01 (1.9) 5/11 |
| 203 | Emma EGAN SO | 15.87 (0.7) 3/22 |

| | | |
|----------|----------------------|------------------|
| 7 | UW-Eau Claire | 1:00.56 |
| LW: -- | | average 15.14 |
| 19 | Sarah GLIDDEN SR | 14.43w (3.0) 5/4 |
| 31 | Tommie BRENNER JR | 14.71w (3.1) 5/4 |
| 129 | Megan WALLACE FR | 15.45w (3.6) 5/4 |
| 217 | Amber HARRIS SR | 15.97 (1.0) 4/21 |

| | | |
|----------|-------------------------|-------------------|
| 8 | Washington (Mo.) | 1:00.82 |
| LW: -- | | average 15.21 |
| 33 | J'Laan PITTMAN JR | 14.72 (-0.5) 5/16 |
| 45 | Caira WATSON-HAYNES FR | 14.83 (-1.3) 4/28 |
| 66 | Caitlin CHEESEBORO SR | 15.05 (-1.2) 5/10 |
| -- | Josephine SIMON FR | 16.22 (-0.1) 3/31 |

| | | |
|----------|--------------------|-------------------|
| 9 | TCNJ | 1:01.33 |
| LW: -- | | average 15.33 |
| 7 | Kaila CARTER SO | 14.29w (3.7) 5/16 |
| 115 | Annette WANJIKU FR | 15.39 (0.0) 5/14 |
| 141 | Meagan MCGOURTY SR | 15.51 (0.0) 5/5 |
| 247 | Abigail RIZZO JR | 16.14 (1.6) 5/5 |

| | | |
|-----------|-----------------------------|-------------------|
| 10 | Claremont-Mudd-Scrip | 1:01.64 |
| LW: -- | | average 15.41 |
| 21 | Sabrina GRIFFITH SO | 14.55w (3.2) 4/27 |
| 78 | Aubrey EGERTER FR | 15.17w (2.7) 4/27 |
| 134 | Deyana MARSH FR | 15.48w (3.2) 4/27 |
| -- | Bailey MKNELLY FR | 16.44 (0.5) 5/3 |

| | | |
|-----------|-------------------|-------------------|
| 11 | George Fox | 1:01.70 |
| LW: -- | | average 15.43 |
| 29 | Dakota BUHLER SR | 14.67 (1.9) 4/20 |
| 75 | Annie WRIGHT JR | 15.13 (-1.4) 4/20 |
| 111 | Alissa SWILLEY SO | 15.36w (2.7) 5/11 |
| -- | Mckenna LANDRY SO | 16.54 (-1.4) 4/20 |

| | | |
|-----------|-------------------|-------------------|
| 12 | Wartburg | 1:01.86 |
| LW: -- | | average 15.47 |
| 40 | Maggi BJUSTROM SO | 14.79w (2.7) 4/12 |
| 139 | Aubree TAYLOR SR | 15.50w (2.3) 5/10 |
| 170 | Becca WALDMAN SR | 15.70 (0.7) 5/10 |
| 203 | Allison YUSKA FR | 15.87 (0.7) 5/10 |

| | | |
|-----------|---------------------|-------------------|
| 13 | Stockton | 1:01.94 |
| LW: -- | | average 15.49 |
| 38 | Kaitlyn DERMEN SR | 14.77w (2.4) 4/28 |
| 60 | Joanna CARLUCCIO SR | 15.01 (1.6) 5/5 |
| 72 | Rachael LEYRER FR | 15.10w (3.0) 4/28 |
| -- | Kristina RAYLMAN FR | 17.06 (1.7) 4/6 |

| | | |
|-----------|--------------------|------------------|
| 14 | Hamline | 1:02.19 |
| LW: -- | | average 15.55 |
| 13 | Gabrielle BROWN JR | 14.36 (0.7) 5/11 |
| 24 | Anna FUTTERER SR | 14.57 (0.7) 5/11 |
| -- | Gabby MELE SR | 16.61 (1.0) 5/2 |
| -- | Nia FORD FR | 16.65w (2.8) 5/4 |

| | | |
|-----------|----------------------|------------------|
| 15 | Johns Hopkins | 1:02.46 |
| LW: -- | | average 15.62 |
| 73 | Maya HAMMONDS JR | 15.12 (1.2) 5/16 |
| 102 | Jenn SU SR | 15.32 (0.7) 5/16 |
| 200 | Lauren ROBERTS SR | 15.86 (0.8) 5/16 |
| -- | Daniela TORRES FR | 16.16 (0.4) 4/14 |

| | | |
|-----------|------------------------|-------------------|
| 16 | Tufts | 1:02.49 |
| LW: -- | | average 15.62 |
| 10 | Annalisa DEBARI SR | 14.32w (3.2) 4/28 |
| 129 | Nehalem KUNKLE-READ SO | 15.45w (2.9) 3/23 |
| 220 | Kylene DESMITH JR | 15.98w (2.6) 4/7 |
| -- | Brigid HORAN FR | 16.74 (1.2) 4/21 |



2018 Outdoor Track & Field, Week #8

Women's 400 Meter Hurdles

| | | |
|----------|------------------------|-----------------|
| 1 | SUNY Geneseo | 4:11.33 |
| LW: -- | | average 1:02.83 |
| 16 | Lauren BAMFORD SR | 1:01.71 5/16 |
| 22 | Erin MACDOUGALL JR | 1:02.33 5/14 |
| 30 | Hannah MADDEN JR | 1:02.61 5/14 |
| 71 | Julianna LAURICELLA JR | 1:04.68 5/10 |

| | | |
|----------|---------------------------|-----------------|
| 2 | St. Thomas (Minn.) | 4:18.89 |
| LW: -- | | average 1:04.72 |
| 27 | Mallory ADAMSON JR | 1:02.51 5/11 |
| 57 | Brielle BIERMAN SR | 1:04.08 5/11 |
| 108 | Keely SMITH SR | 1:05.97 5/11 |
| 125 | Hannah HELSTAD SR | 1:06.33 4/11 |

| | | |
|----------|---------------------|-----------------|
| 3 | Williams | 4:19.32 |
| LW: -- | | average 1:04.83 |
| 7 | Kate KENNEDY JR | 1:01.15 5/17 |
| 19 | Kayley MCGONAGLE SR | 1:02.01 4/13 |
| 114 | Sierra LOOMIS SO | 1:06.10 3/24 |
| -- | Leah ROSENFELD SO | 1:10.06 4/13 |

| | | |
|----------|----------------------|-----------------|
| 4 | UW-Eau Claire | 4:19.94 |
| LW: -- | | average 1:04.98 |
| 3 | Sarah GLIDDEN SR | 1:00.68 4/12 |
| 11 | Ashleigh BUERGI SR | 1:01.30 5/4 |
| 114 | Amber HARRIS SR | 1:06.10 4/28 |
| -- | Mandie BULTMAN JR | 1:11.86 4/12 |

| | | |
|----------|-------------------|-----------------|
| 5 | Wartburg | 4:21.53 |
| LW: -- | | average 1:05.38 |
| 9 | Aubree TAYLOR SR | 1:01.25 5/10 |
| 110 | Maddie CARLSEN SR | 1:06.00 5/10 |
| 127 | Allison YUSKA FR | 1:06.36 5/10 |
| 191 | Jossie SANN JR | 1:07.92 5/10 |

| | | |
|----------|----------------------|-----------------|
| 6 | TCNJ | 4:22.55 |
| LW: -- | | average 1:05.64 |
| 32 | Jenna ELLENBACHER SR | 1:02.75 5/5 |
| 91 | Meagan MCGOURTY SR | 1:05.44 5/14 |
| 123 | Christine WOODS SO | 1:06.28 5/16 |
| 198 | Nicole TAMPONE SO | 1:08.08 5/5 |

| | | |
|----------|--------------------|-----------------|
| 7 | Rhodes | 4:24.18 |
| LW: -- | | average 1:06.05 |
| 23 | Leda ST CYR SO | 1:02.36 5/16 |
| 65 | Sara Kate CAPEL SO | 1:04.42 4/20 |
| 135 | Laurel SHARP SR | 1:06.59 4/20 |
| -- | Kendall GASNER SO | 1:10.81 4/20 |

| | | |
|----------|-------------------------|-----------------|
| 8 | Whitworth | 4:24.47 |
| LW: -- | | average 1:06.12 |
| 40 | Isabel CLARK JR | 1:03.19 4/20 |
| 42 | Sarah MARTINEZ SR | 1:03.32 5/5 |
| 226 | Anna Belle SCHWEIGER FR | 1:08.82 4/20 |
| 243 | Marisol DELCID FR | 1:09.14 4/20 |

| | | |
|----------|----------------------|-----------------|
| 9 | Widener | 4:25.97 |
| LW: -- | | average 1:06.49 |
| 49 | Allison GALLAGHER SR | 1:03.69 5/3 |
| 85 | Aishah DUKES JR | 1:05.29 5/3 |
| 156 | Rachel PARR FR | 1:07.11 4/20 |
| -- | Claire BURKERT SO | 1:09.88 5/3 |

| | | |
|-----------|---------------------|-----------------|
| 10 | John Carroll | 4:26.14 |
| LW: -- | | average 1:06.53 |
| 104 | Emma HARVEY SR | 1:05.90 4/14 |
| 120 | Jessica SWISHER SR | 1:06.25 4/27 |
| 122 | Antonia PIAZZA SO | 1:06.27 4/27 |
| 178 | Alainna SCHMIDT JR | 1:07.72 4/27 |


| | | |
|-----------|------------------------|-----------------|
| 11 | Ithaca | 4:27.42 |
| LW: -- | | average 1:06.85 |
| 48 | Britney SWARTHOUT JR | 1:03.67 5/16 |
| 114 | Jessica COMPETIELLO SO | 1:06.10 5/14 |
| 184 | Kassandra REAGAN SR | 1:07.83 4/24 |
| -- | Sydney STRELEC FR | 1:09.82 4/13 |

| | | |
|-----------|---------------------|-----------------|
| 12 | Loras | 4:28.96 |
| LW: -- | | average 1:07.24 |
| 3 | Bella SOLIS JR | 1:00.68 5/10 |
| 176 | Taylor SCHAEFERS JR | 1:07.60 5/10 |
| 250 | Rachel KILBURG SR | 1:09.23 3/28 |
| -- | Devin HASSON SR | 1:11.45 5/4 |

| | | |
|-----------|--------------------|-----------------|
| 13 | St. Norbert | 4:29.61 |
| LW: -- | | average 1:07.40 |
| 75 | Peyton MCCAULEY JR | 1:04.80 5/11 |
| 102 | Sarah WISEMAN SO | 1:05.79 5/11 |
| 231 | Graceanne TARSA JR | 1:08.99 5/11 |
| -- | Haidyn MUELLER JR | 1:10.03 5/11 |

| | | |
|-----------|--------------------|-----------------|
| 14 | Webster | 4:29.95 |
| LW: -- | | average 1:07.49 |
| 28 | Meghan ILLIG SR | 1:02.52 4/21 |
| 58 | Meredith SOWERS SO | 1:04.10 5/10 |
| -- | Emma TESON SO | 1:11.32 4/27 |
| -- | Vanessa JONES FR | 1:12.01 4/27 |


| | | |
|-----------|--|-----------------|
| 15 |  Bates | 4:30.37 |
| LW: -- | | average 1:07.59 |
| 152 | Amanda KAUFMAN FR | 1:07.00 5/3 |
| 153 | Paige RABB SO | 1:07.02 4/28 |
| 189 | Jenny MARTIN FR | 1:07.90 4/20 |
| 210 | Megan SEYMOUR SO | 1:08.45 4/28 |

| | | |
|-----------|--|-----------------|
| 16 |  Johns Hopkins | 4:31.57 |
| LW: -- | | average 1:07.89 |
| 120 | Lauren ROBERTS SR | 1:06.25 4/20 |
| 132 | Hannah MILLER JR | 1:06.53 5/4 |
| 149 | Daniela TORRES FR | 1:06.96 4/6 |
| -- | Caitlin WAIN JR | 1:11.83 4/20 |



2018 Outdoor Track & Field, Week #8

Women's High Jump

| | | | | | |
|-----------|--|----------------------|---------------------------------------|----------------------------------|------|
| 1 | Williams | 6.66m | 21-10¹/₄ | | |
| LW: -- | | <i>average 1.67m</i> | 5-5 ¹ / ₂ | | |
| 1 | Emma EGAN | SO | 1.73m | 5-8 | 3/22 |
| 2 | Helene HALL | SR | 1.71m | 5-7 ¹ / ₂ | 5/3 |
| 4 | Summer-Solstice THOMAS | SO | 1.70m | 5-7 | 5/17 |
| 218 | Caitlin UBL | JR | 1.52m | 4-11 ¹ / ₂ | 3/22 |
| 2 | Chicago | 6.55m | 21-5³/₄ | | |
| LW: -- | | <i>average 1.64m</i> | 5-4 ¹ / ₂ | | |
| 10 | Laura DARCEY | SO | 1.68m | 5-6 | 4/21 |
| 10 | Alexandra THOMPSON | JR | 1.68m | 5-6 | 5/16 |
| 16 | Ade AYOOLA | SR | 1.67m | 5-5 ¹ / ₂ | 5/10 |
| 218 | Ella PARKER | FR | 1.52m | 4-11 ¹ / ₂ | 5/4 |
| 3 | UW-Eau Claire | 6.50m | 21-3³/₄ | | |
| LW: -- | | <i>average 1.63m</i> | 5-4 | | |
| 10 | Sarah GLIDDEN | SR | 1.68m | 5-6 | 4/21 |
| 26 | Marin MUNOS | FR | 1.65m | 5-5 | 4/21 |
| 67 | Bailey WALDHAUSER | FR | 1.60m | 5-3 | 4/12 |
| 115 | Jillian MOSS | SO | 1.57m | 5-1 ¹ / ₂ | 5/4 |
| 4 | Springfield (Mass.) | 6.44m | 21-1¹/₂ | | |
| LW: -- | | <i>average 1.61m</i> | 5-3 ¹ / ₄ | | |
| 36 | Caroline HITCHCOCK | FR | 1.64m | 5-4 ¹ / ₂ | 4/14 |
| 46 | Taylor NOGIEC | FR | 1.62m | 5-3 ¹ / ₄ | 5/3 |
| 88 | Mia FACCHINI | SO | 1.59m | 5-2 ¹ / ₂ | 4/28 |
| 88 | Katherine STRAIN | SO | 1.59m | 5-2 ¹ / ₂ | 4/14 |
| 5 | St. Thomas (Minn.) | 6.44m | 21-1¹/₂ | | |
| LW: -- | | <i>average 1.61m</i> | 5-3 ¹ / ₄ | | |
| 2 | Grace BORDSON | JR | 1.71m | 5-7 ¹ / ₂ | 5/4 |
| 88 | Mariah TERHAAR | SO | 1.59m | 5-2 ¹ / ₂ | 5/3 |
| 106 | Sidney SEVERSON | JR | 1.58m | 5-2 ¹ / ₂ | 5/17 |
| 138 | Matilda MCFERSON | SO | 1.56m | 5-1 ¹ / ₂ | 5/2 |
| 6 | George Fox | 6.41m | 21-¹/₄ | | |
| LW: -- | | <i>average 1.60m</i> | 5-3 | | |
| 21 | Stacy KOZLOWSKI | SO | 1.66m | 5-5 ¹ / ₂ | 4/20 |
| 61 | Victoria SCHROEDER | JR | 1.61m | 5-3 ¹ / ₄ | 4/20 |
| 106 | Annie WRIGHT | JR | 1.58m | 5-2 ¹ / ₂ | 4/9 |
| 138 | Alissa SWILLEY | SO | 1.56m | 5-1 ¹ / ₂ | 3/22 |
| 7 | UW-Whitewater | 6.35m | 20-10 | | |
| LW: -- | | <i>average 1.59m</i> | 5-2 ¹ / ₂ | | |
| 40 | Enyo AMET | JR | 1.63m | 5-4 ¹ / ₂ | 5/17 |
| 67 | Raevin PEEK | FR | 1.60m | 5-3 | 4/12 |
| 115 | Rachel HOLK | SO | 1.57m | 5-1 ¹ / ₂ | 5/4 |
| 151 | Liz LISKA | SO | 1.55m | 5-1 | 4/12 |
| 8 | UW-Stevens Point | 6.28m | 20-7¹/₄ | | |
| LW: -- | | <i>average 1.57m</i> | 5-1 ¹ / ₄ | | |
| 46 | Briana SIMONIS | SO | 1.62m | 5-3 ¹ / ₄ | 4/7 |
| 61 | Sylviann MOMONT | SO | 1.61m | 5-3 ¹ / ₄ | 5/4 |
| 151 | Anna HOGAN | SR | 1.55m | 5-1 | 4/28 |
| -- | Makenzie WARD | SO | 1.50m | 4-11 | 4/20 |
| 9 | Roger Williams | 6.27m | 20-6³/₄ | | |
| LW: -- | | <i>average 1.57m</i> | 5-1 ¹ / ₄ | | |
| 16 | S FOX TREE-MCGRATH | JR | 1.67m | 5-5 ¹ / ₂ | 5/17 |
| 106 | Madison FANCHER | FR | 1.58m | 5-2 ¹ / ₂ | 4/28 |
| 169 | Siobhan MITCHELL | FR | 1.54m | 5- ¹ / ₂ | 4/14 |
| -- | Victoria STODDARD | FR | 1.48m | 4-10 ¹ / ₂ | 4/28 |
| 10 | Millsaps | 6.24m | 20-5¹/₂ | | |
| LW: -- | | <i>average 1.56m</i> | 5-1 ¹ / ₄ | | |
| 46 | Shelby WILSON | FR | 1.62m | 5-3 ¹ / ₄ | 4/20 |
| 67 | Eleanor SWAGLER | FR | 1.60m | 5-3 | 4/13 |
| 151 | Essence DAVIS | FR | 1.55m | 5-1 | 4/13 |
| -- | Anna WILSON | SO | 1.47m | 4-9 ¹ / ₂ | 3/3 |
| 10 | Ohio Wesleyan | 6.24m | 20-5¹/₂ | | |
| LW: -- | | <i>average 1.56m</i> | 5-1 ¹ / ₄ | | |
| 4 | Cirrus ROBINSON | SO | 1.70m | 5-7 | 5/17 |
| 26 | Tiffany MOORE | SO | 1.65m | 5-5 | 4/14 |
| -- | Courtney OWENS | FR | 1.46m | 4-9 ¹ / ₂ | 4/7 |
| -- | Nicole ROZSA | SR | 1.43m | 4-8 ¹ / ₂ | 3/31 |
| 10 | Rowan | 6.24m | 20-5¹/₂ | | |
| LW: -- | | <i>average 1.56m</i> | 5-1 ¹ / ₄ | | |
| 46 | Kailey GALLAGHER | SO | 1.62m | 5-3 ¹ / ₄ | 5/5 |
| 169 | Dominique PETERS | SO | 1.54m | 5- ¹ / ₂ | 5/5 |
| 169 | Brianna ANGELLELLA | SR | 1.54m | 5- ¹ / ₂ | 5/5 |
| 169 | Alexis KRILEY | SO | 1.54m | 5- ¹ / ₂ | 5/5 |
| 10 | Wheaton (Ill.) | 6.24m | 20-5¹/₂ | | |
| LW: -- | | <i>average 1.56m</i> | 5-1 ¹ / ₄ | | |
| 26 | Katie LINDQUIST | JR | 1.65m | 5-5 | 5/4 |
| 46 | Nicole KITCHEN | SR | 1.62m | 5-3 ¹ / ₄ | 5/4 |
| 203 | Charlotte MATZAL | SO | 1.53m | 5- ¹ / ₄ | 4/24 |
| -- | Makenna SANDERS | SR | 1.44m | 4-8 ¹ / ₂ | 5/16 |
| 14 | Ithaca | 6.19m | 20-3³/₄ | | |
| LW: -- | | <i>average 1.55m</i> | 5-1 | | |
| 46 | Estelle YEDYNAK | SO | 1.62m | 5-3 ¹ / ₄ | 3/31 |
| 169 | Catherine LARKIN | JR | 1.54m | 5- ¹ / ₂ | 5/4 |
| 203 | Kassandra REAGAN | SR | 1.53m | 5- ¹ / ₄ | 5/16 |
| -- | Ariyahna BERNARD | FR | 1.50m | 4-11 | 3/31 |
| 15 | Redlands | 6.19m | 20-3³/₄ | | |
| LW: -- | | <i>average 1.55m</i> | 5-1 | | |
| 8 | Vanessa BLANCHARD | SR | 1.69m | 5-6 ¹ / ₂ | 5/16 |
| 218 | Kara ROMANI | JR | 1.52m | 4-11 ¹ / ₂ | 4/14 |
| -- | Hannah ALBRECHT | FR | 1.50m | 4-11 | 4/7 |
| -- | Chyenne KIMBLE | SO | 1.48m | 4-10 ¹ / ₂ | 5/16 |
| 16 |  Bridgewater (Va.) | 6.18m | 20-3¹/₄ | | |
| LW: -- | | <i>average 1.55m</i> | 5- ¹ / ₄ | | |
| 67 | Courtney ADAMS | SR | 1.60m | 5-3 | 3/9 |
| 115 | Katie MCELROY | SO | 1.57m | 5-1 ¹ / ₄ | 4/20 |
| 203 | Felicia CLEMENTS | SO | 1.53m | 5- ¹ / ₄ | 3/16 |
| -- | Kylie STOUT | FR | 1.48m | 4-10 ¹ / ₂ | 4/13 |



2018 Outdoor Track & Field, Week #8

Women's High Jump

| | | | | | |
|------------|---------------------|----|----------------------|--------------------------------------|------|
| 16 | SUNY Geneseo | | 6.18m | 20-3¹/₄ | |
| LW: -- | | | <i>average 1.55m</i> | <i>5-³/₄</i> | |
| 67 | Alexa LAPIERRE | SO | 1.60m | 5-3 | 4/14 |
| 151 | Emily LAVARNWAY | FR | 1.55m | 5-1 | 5/4 |
| 203 | Laura PIAZZA | SO | 1.53m | 5- ¹ / ₄ | 3/31 |
| -- | Shayna HELD | JR | 1.50m | 4-11 | 5/10 |



2018 Outdoor Track & Field, Week #8

Women's Pole Vault

| | | | | | |
|-----------|---------------------------|----|----------------------|---------------|------|
| 1 | Ohio Northern | | 14.81m | 48-7 | |
| LW: -- | | | <i>average 3.70m</i> | <i>12-1¼</i> | |
| 3 | Madison REED | JR | 4.01m | 13-1¼ | 5/4 |
| 7 | Maggie KRAUSE | SO | 3.88m | 12-8¾ | 5/4 |
| 40 | Kelly WOLLENSLEGEL | SR | 3.57m | 11-8¾ | 4/14 |
| 84 | Allison STEVENS | SO | 3.35m | 10-11¾ | 4/27 |
| 2 | UW-La Crosse | | 14.66m | 48-1 | |
| LW: -- | | | <i>average 3.67m</i> | <i>12-¾</i> | |
| 17 | Rachel ZASTROW | JR | 3.76m | 12-4 | 5/4 |
| 21 | Sophia SCHUESSLER | JR | 3.72m | 12-2½ | 4/24 |
| 33 | Kaitlyn GANRUDE | JR | 3.61m | 11-10 | 5/4 |
| 40 | Kayela CARROLL | SO | 3.57m | 11-8¾ | 4/24 |
| 3 | Ithaca | | 14.51m | 47-7¼ | |
| LW: -- | | | <i>average 3.63m</i> | <i>11-10¾</i> | |
| 1 | Katherine PITMAN | SR | 4.31m | 14-1¼ | 4/24 |
| 44 | Julia NOMBERG | FR | 3.55m | 11-7¾ | 4/7 |
| 58 | Juliann TERRY | FR | 3.45m | 11-3¾ | 5/16 |
| 136 | Emily CAREY | FR | 3.20m | 10-6 | 4/24 |
| 4 | MIT | | 14.47m | 47-5¾ | |
| LW: -- | | | <i>average 3.62m</i> | <i>11-10¾</i> | |
| 9 | Jacqueline AHRENS | FR | 3.80m | 12-5½ | 4/28 |
| 13 | Kari STROMHAUG | SO | 3.77m | 12-4½ | 4/13 |
| 49 | Makenzie PATARINO | JR | 3.50m | 11-5¾ | 4/13 |
| 72 | Lila WINE | FR | 3.40m | 11-1¼ | 4/13 |
| 5 | Washington (Mo.) | | 14.33m | 47-1¼ | |
| LW: -- | | | <i>average 3.58m</i> | <i>11-9</i> | |
| 5 | Heidi NASSOS | JR | 3.92m | 12-10¾ | 5/10 |
| 11 | Julia DANNENBAUM | FR | 3.78m | 12-4¾ | 4/28 |
| 30 | Dominique MEYER | JR | 3.63m | 11-10¾ | 4/28 |
| 238 | Nicole THRAUM | JR | 3.00m | 9-10 | 3/31 |
| 6 | Otterbein | | 14.20m | 46-7 | |
| LW: -- | | | <i>average 3.55m</i> | <i>11-7¾</i> | |
| 2 | Harmony KOLLING | SR | 4.05m | 13-3¾ | 4/20 |
| 58 | Julia SWALLOWS | FR | 3.45m | 11-3¾ | 3/30 |
| 58 | Dana SHOFF | JR | 3.45m | 11-3¾ | 3/30 |
| 116 | Kathleen KENNEDY | FR | 3.25m | 10-8 | 4/27 |
| 7 | Augustana (Ill.) | | 13.79m | 45-2¾ | |
| LW: -- | | | <i>average 3.45m</i> | <i>11-3¾</i> | |
| 13 | Mackenzie BUTCHER | JR | 3.77m | 12-4½ | 4/20 |
| 33 | Leah FLANAGAN | SO | 3.61m | 11-10 | 5/17 |
| 116 | Ashley TALKEN | JR | 3.25m | 10-8 | 3/29 |
| 159 | Jordan MACNEIL | FR | 3.16m | 10-4¾ | 5/4 |
| 8 | Brockport | | 13.61m | 44-7¾ | |
| LW: -- | | | <i>average 3.40m</i> | <i>11-2</i> | |
| 37 | Kelcey WATSON | SO | 3.60m | 11-9¾ | 5/4 |
| 37 | Claire FISHER | JR | 3.60m | 11-9¾ | 5/16 |
| 134 | Maya REINA | SO | 3.21m | 10-6¾ | 4/28 |
| 136 | Gabby MERCURIO | JR | 3.20m | 10-6 | 4/21 |
| 9 | Emory | | 13.43m | 44-¾ | |
| LW: -- | | | <i>average 3.36m</i> | <i>11-¾</i> | |
| 26 | Isabel SARIDAKIS | JR | 3.68m | 12-¾ | 4/28 |
| 49 | Andi BREITOWICH | FR | 3.50m | 11-5¾ | 3/30 |
| 136 | Dara LISS | SR | 3.20m | 10-6 | 4/13 |
| 201 | Erin YUDER | FR | 3.05m | 10-0 | 4/13 |
| 10 | UW-Stout | | 13.39m | 43-11 | |
| LW: -- | | | <i>average 3.35m</i> | <i>10-11¾</i> | |
| 63 | Sierra COONTS | SO | 3.42m | 11-2½ | 4/28 |
| 84 | Kristen TEUPEL | JR | 3.35m | 10-11¾ | 3/16 |
| 97 | Heather BEECHER | SO | 3.31m | 10-10¾ | 5/4 |
| 97 | Jenna MYHRO | JR | 3.31m | 10-10¾ | 5/4 |
| 11 | UW-Whitewater | | 13.34m | 43-9¼ | |
| LW: -- | | | <i>average 3.34m</i> | <i>10-11¾</i> | |
| 53 | Sydney DAVIDSON | FR | 3.47m | 11-4¾ | 5/17 |
| 97 | Madison MCDONALD | SO | 3.31m | 10-10¾ | 5/4 |
| 97 | Courtney POHLMAN | SR | 3.31m | 10-10¾ | 5/4 |
| 116 | Baily HORNSTEIN | SO | 3.25m | 10-8 | 5/10 |
| 12 | Chicago | | 13.31m | 43-8 | |
| LW: -- | | | <i>average 3.33m</i> | <i>10-11</i> | |
| 39 | Isabel GARON | SO | 3.58m | 11-9 | 4/28 |
| 72 | Angel FLUET | SR | 3.40m | 11-1¼ | 5/10 |
| 76 | Sidney LAMPERT | FR | 3.38m | 11-1 | 4/21 |
| -- | Miabella TRENT | FR | 2.95m | 9-8 | 5/4 |
| 12 | Redlands | | 13.31m | 43-8 | |
| LW: -- | | | <i>average 3.33m</i> | <i>10-11</i> | |
| 17 | Amanda WIDEN | SR | 3.76m | 12-4 | 4/14 |
| 44 | Gabriella GOULD | SO | 3.55m | 11-7¾ | 3/31 |
| 130 | Claire JAMISON | FR | 3.23m | 10-7 | 5/16 |
| -- | Helena DERSCH | FR | 2.77m | 9-1 | 4/27 |
| 14 | St. Thomas (Minn.) | | 13.23m | 43-4¾ | |
| LW: -- | | | <i>average 3.31m</i> | <i>10-10¾</i> | |
| 44 | Kendall NOVAK | JR | 3.55m | 11-7¾ | 4/25 |
| 53 | Jalia ANDERSON | JR | 3.47m | 11-4¾ | 5/17 |
| 176 | Jordan SIFFERLE | SO | 3.11m | 10-2½ | 4/19 |
| 182 | Mariah TERHAAR | SO | 3.10m | 10-2 | 4/25 |
| 15 | Johns Hopkins | | 13.19m | 43-3¼ | |
| LW: -- | | | <i>average 3.30m</i> | <i>10-9¾</i> | |
| 84 | Helen GIROD | SR | 3.35m | 10-11¾ | 4/14 |
| 92 | Annie GUTIERREZ | FR | 3.34m | 10-11¾ | 5/4 |
| 116 | Cati WAIN | JR | 3.25m | 10-8 | 4/6 |
| 116 | Sophia CORTAZZO | SO | 3.25m | 10-8 | 4/6 |
| 16 | Williams | | 13.10m | 42-11¾ | |
| LW: -- | | | <i>average 3.28m</i> | <i>10-9</i> | |
| 25 | Kelsie HAO | FR | 3.70m | 12-1¼ | 4/28 |
| 44 | Maggie MURPHY | JR | 3.55m | 11-7¾ | 3/31 |
| -- | Stephanie BOULGER | SR | 2.95m | 9-8 | 4/13 |
| -- | Sierra DIAZ | SO | 2.90m | 9-6¾ | 4/7 |



2018 Outdoor Track & Field, Week #8

Women's Long Jump

| | | | |
|----------|----------------------|----------------------|-------------------------------|
| 1 | Ohio Wesleyan | 22.61m | 74-2¼ |
| LW: -- | | <i>average 5.65m</i> | 18-6½ |
| 18 | Megan SIEVERS | SO | 5.73mw 18-9¾ (3.5) 4/14 |
| 23 | Emily BROWN | SR | 5.69m 18-8 (1.3) 5/4 |
| 27 | Amanda CLAY | SR | 5.67m 18-7¾ (1.6) 5/17 |
| 64 | Alyssa ACEVEDO | JR | 5.52m 18-1½ (0.5) 4/14 |

| | | | |
|----------|--------------------------|----------------------|-------------------------|
| 2 | Illinois Wesleyan | 22.15m | 72-8 |
| LW: -- | | <i>average 5.54m</i> | 18-2 |
| 2 | Amelia GLUECK | SR | 5.96m 19-6¾ (0.1) 5/4 |
| 59 | Nia LEE | FR | 5.53mw 18-1¾ (2.2) 5/4 |
| 72 | Cora WILKINSON | FR | 5.47mw 17-11½ (2.4) 5/4 |
| 197 | Rachel OSOBA | JR | 5.19m 17-½ (1.8) 3/16 |

| | | | |
|----------|-----------------|----------------------|------------------------|
| 3 | Williams | 21.91m | 71-10¾ |
| LW: -- | | <i>average 5.48m</i> | 17-11¾ |
| 27 | Izabelle ITH | FR | 5.67m 18-7¾ (0.0) 3/22 |
| 58 | Emma EGAN | SO | 5.54m 18-2¾ (2.0) 3/31 |
| 99 | Kelsie HAO | FR | 5.37m 17-7½ (1.7) 4/21 |
| 119 | Caitlin UBL | JR | 5.33m 17-6 (-0.5) 3/22 |

| | | | |
|----------|---------------------|----------------------|------------------------|
| 4 | SUNY Geneseo | 21.83m | 71-7½ |
| LW: -- | | <i>average 5.46m</i> | 17-11 |
| 6 | Camille WUTZ | SR | 5.81m 19-¾ (1.0) 4/28 |
| 77 | Shayna HELD | JR | 5.46mw 17-11 (3.1) 5/4 |
| 119 | Hannah MADDEN | JR | 5.33m 17-6 (0.0) 4/28 |
| 171 | Katy TOTH | SO | 5.23m 17-2 (2.0) 4/21 |

| | | | |
|----------|---------------------|----------------------|-------------------------------|
| 5 | UW-La Crosse | 21.82m | 71-7¼ |
| LW: -- | | <i>average 5.46m</i> | 17-10¾ |
| 41 | Maddie NELSON | SO | 5.62m 18-5¾ (0.5) 5/13 |
| 69 | Natalie WISSING | JR | 5.48mw 17-11¾ (2.2) 4/24 |
| 88 | Marissa WUSTRACK | SR | 5.42mw 17-9½ (2.6) 4/12 |
| 140 | Crystal HILL | FR | 5.30m 17-4¾ (1.4) 4/12 |

| | | | |
|----------|-------------------------|----------------------|--------------------------------|
| 6 | Rochester (N.Y.) | 21.80m | 71-6¼ |
| LW: -- | | <i>average 5.45m</i> | 17-10¾ |
| 32 | Lonnie GARRETT | SO | 5.66m 18-7 (2.0) 5/16 |
| 47 | Kylee BARTLETT | JR | 5.58mw 18-3¾ (2.5) 5/16 |
| 110 | Hannah DUTTWEILER | SO | 5.35mw 17-6¾ (3.2) 5/4 |
| 184 | Eileen BEQUETTE | FR | 5.21mw 17-1¾ (2.5) 5/4 |

| | | | |
|----------|-------------------|----------------------|-------------------------------|
| 7 | George Fox | 21.76m | 71-4¾ |
| LW: -- | | <i>average 5.44m</i> | 17-10¾ |
| 15 | Dakota BUHLER | SR | 5.74m 18-10 (0.4) 5/17 |
| 59 | Annie WRIGHT | JR | 5.53mw 18-1¾ (2.4) 4/27 |
| 151 | Alissa SWILLEY | SO | 5.27m 17-3½ (1.1) 4/20 |
| 176 | Kenna MEINHART | JR | 5.22mw 17-1½ (3.8) 4/7 |

| | | | |
|----------|-----------------------|----------------------|-------------------------|
| 8 | UMass Boston | 21.65m | 71-½ |
| LW: -- | | <i>average 5.41m</i> | 17-9¾ |
| 3 | Wadeline JONATHAS | SO | 5.92mw 19-5¾ (2.7) 5/3 |
| 10 | Taylor DRIGGERS | SR | 5.77m 18-11¾ (1.9) 5/3 |
| -- | Annie APPOLON | SO | 5.00m 16-5 (1.6) 4/14 |
| -- | Abigail JEAN-BAPTISTE | FR | 4.96m 16-3¾ (-0.9) 4/28 |

| | | | |
|----------|------------------|----------------------|--------------------------------|
| 9 | CCNY | 21.63m | 70-11¾ |
| LW: -- | | <i>average 5.41m</i> | 17-9 |
| 1 | Avery MAILLET | FR | 6.06m 19-10¾ (1.9) 5/16 |
| 96 | Angeles ANUNAGBA | SR | 5.38m 17-8 (0.0) 5/16 |
| 197 | Irish IYYADURAI | FR | 5.19m 17-½ (-1.1) 5/5 |
| -- | Lucy PIACENTINI | SO | 5.00m 16-5 (-0.7) 5/5 |

| | | | |
|-----------|----------------------|----------------------|------------------------|
| 10 | UW-Eau Claire | 21.46m | 70-5 |
| LW: -- | | <i>average 5.37m</i> | 17-7¾ |
| 64 | Megan WALLACE | FR | 5.52m 18-1½ (1.4) 5/4 |
| 99 | Ashley AGRIMSON | FR | 5.37m 17-7½ (1.5) 5/4 |
| 119 | Sarah GLIDDEN | SR | 5.33m 17-6 (0.3) 4/21 |
| 169 | Bailey WALDHAUSER | FR | 5.24m 17-2¾ (1.2) 4/28 |

| | | | |
|-----------|-----------------|----------------------|------------------------------|
| 11 | MIT | 21.41m | 70-3 |
| LW: -- | | <i>average 5.35m</i> | 17-6¾ |
| 23 | Nneoma OKONKWO | SR | 5.69m 18-8 (0.8) 5/17 |
| 45 | Haley STROUF | SR | 5.60mw 18-4½ (3.3) 5/3 |
| -- | Jasmine JIN | SO | 5.08m 16-8 (0.7) 4/13 |
| -- | Elizabeth WEEKS | FR | 5.04m 16-6½ (0.5) 4/7 |

| | | | |
|-----------|------------------|----------------------|--------------------------------|
| 12 | Ithaca | 21.40m | 70-2½ |
| LW: -- | | <i>average 5.35m</i> | 17-6¾ |
| 12 | Katherine PITMAN | SR | 5.76m 18-10¾ (1.9) 5/16 |
| 135 | Jordan BECKLEY | JR | 5.31m 17-5¾ (1.6) 5/16 |
| 157 | Amanda WETMORE | SO | 5.26mw 17-3¾ (3.9) 5/4 |
| -- | Kassandra REAGAN | SR | 5.07m 16-7¾ (0.0) 4/29 |

| | | | |
|-----------|----------------|----------------------|------------------------------|
| 13 | Chicago | 21.35m | 70-1½ |
| LW: -- | | <i>average 5.34m</i> | 17-6¾ |
| 59 | Laura DARCEY | SO | 5.53m 18-1¾ (1.1) 4/28 |
| 67 | Mary MARTIN | SO | 5.49m 18-¾ (0.9) 5/16 |
| 164 | Alisha HARRIS | SO | 5.25m 17-2¾ (0.0) 4/28 |
| -- | Olivia CATTAU | SR | 5.08m 16-8 (-3.4) 5/4 |

| | | | |
|-----------|------------------|----------------------|--------------------------------|
| 14 | Stevenson | 21.32m | 69-11½ |
| LW: -- | | <i>average 5.33m</i> | 17-6 |
| 27 | Kimberly HAMMOND | SO | 5.67m 18-7¾ (1.1) 5/16 |
| 69 | Dyonne HICKS | SO | 5.48m 17-11¾ (0.0) 5/16 |
| 207 | Jordan MITCHELL | FR | 5.18m 17-0 (1.7) 5/3 |
| -- | Rachel PANEK | FR | 4.99m 16-4½ (0.0) 5/3 |

| | | | |
|-----------|-------------------|----------------------|-------------------------------|
| 14 | UW-Oshkosh | 21.32m | 69-11½ |
| LW: -- | | <i>average 5.33m</i> | 17-6 |
| 15 | Lauren WRENSCH | JR | 5.74m 18-10 (1.4) 5/13 |
| 104 | Karina MARCHAN | SR | 5.36m 17-7 (1.1) 4/21 |
| 220 | Cara VOLZ | SO | 5.16m 16-11¾ (1.0) 4/21 |
| -- | Sadie HUTH | FR | 5.06m 16-7¾ (1.7) 5/4 |

| | | | |
|-----------|------------------|----------------------|------------------------|
| 16 | Brockport | 21.17m | 69-5½ |
| LW: -- | | <i>average 5.29m</i> | 17-4¾ |
| 21 | Chanyce POWELL | FR | 5.71m 18-9 (1.7) 5/4 |
| 47 | Lisa HUYNH | JR | 5.58m 18-3¾ (1.1) 4/26 |
| 184 | Kathleen IRWIN | JR | 5.21m 17-1¾ (0.0) 3/31 |
| -- | Mia CALLAHAN | FR | 4.67mw 15-4 (2.6) 4/21 |



2018 Outdoor Track & Field, Week #8

Women's Triple Jump

| | | | | | |
|-----------|-----------------------------|----------------|---------------|--------------|------|
| 1 | UW-La Crosse | 47.52m | 155-11 | | |
| LW: -- | | average 11.88m | | 38-11½ | |
| 3 | Elizabeth HARLOS | JR | 12.18m | 39-11½ (1.4) | 5/17 |
| 9 | Betsy SCHREIER | JR | 11.83m | 38-9¾ (-0.9) | 5/17 |
| 11 | Marissa WUSTRACK | SR | 11.80m | 38-8¾ (1.5) | 5/4 |
| 21 | Tess MILLER | JR | 11.71m | 38-5 (0.6) | 4/28 |
| 2 | Williams | 45.65m | 149-9 | | |
| LW: -- | | average 11.41m | | 37-5½ | |
| 33 | Kene ODENIGBO | JR | 11.61mw | 38-1¼ (3.7) | 5/3 |
| 43 | Sierra DIAZ | SO | 11.48m | 37-8 (1.7) | 4/28 |
| 50 | Izabelle ITH | FR | 11.43m | 37-6 (0.4) | 3/31 |
| 92 | Cailin STOLLAR | FR | 11.13mw | 36-6¾ (2.4) | 5/3 |
| 3 | Washington (Mo.) | 45.60m | 149-7 | | |
| LW: -- | | average 11.40m | | 37-5 | |
| 13 | Heidi NASSOS | JR | 11.78m | 38-7¾ (0.2) | 5/16 |
| 27 | Eka JOSE | FR | 11.65m | 38-2¾ (0.3) | 5/4 |
| 52 | Elise CHAO | FR | 11.41m | 37-5¼ (1.5) | 5/4 |
| 164 | Rachel NOVICK | FR | 10.76mw | 35-3¾ (3.0) | 4/14 |
| 4 | Brockport | 45.19m | 148-3 | | |
| LW: -- | | average 11.30m | | 37-¾ | |
| 31 | Chanyce POWELL | FR | 11.64m | 38-2¼ (0.7) | 5/16 |
| 64 | Brianna RICHARDSON | SR | 11.32m | 37-1¾ (0.9) | 4/21 |
| 90 | Lisa HUYNH | JR | 11.14m | 36-6¾ (1.5) | 4/21 |
| 100 | Kathleen IRWIN | JR | 11.09m | 36-4¾ (0.2) | 4/21 |
| 5 | CCNY | 44.71m | 146-8 | | |
| LW: -- | | average 11.18m | | 36-8¾ | |
| 38 | Angeles ANUNAGBA | SR | 11.57m | 37-11½ (1.1) | 5/16 |
| 71 | Lucy PIACENTINI | SO | 11.25m | 36-11 (1.0) | 5/16 |
| 71 | Irish IYYADURAI | FR | 11.25mw | 36-11 (2.2) | 5/16 |
| 195 | Avery MAILLET | FR | 10.64m | 34-11 (0.5) | 4/22 |
| 6 | George Fox | 44.59m | 146-3 | | |
| LW: -- | | average 11.15m | | 36-7 | |
| 6 | Dakota BUHLER | SR | 12.00m | 39-4½ (1.8) | 5/11 |
| 122 | Haley STROWBRIDGE | SO | 10.99m | 36-¾ (-1.1) | 4/20 |
| 136 | Kyla NORELL | SO | 10.90m | 35-9¾ (0.2) | 3/10 |
| 183 | Erin ROWLAND | JR | 10.70m | 35-1¼ (1.6) | 3/2 |
| 7 | MIT | 44.45m | 145-10 | | |
| LW: -- | | average 11.11m | | 36-5½ | |
| 33 | Jasmine JIN | SO | 11.61mw | 38-1¼ (3.2) | 5/3 |
| 43 | Elizabeth WEEKS | FR | 11.48m | 37-8 (-0.2) | 5/3 |
| 142 | Lucy LEE | FR | 10.87mw | 35-8 (3.5) | 5/3 |
| 243 | Sarah ISHAMUDDIN | FR | 10.49m | 34-5 (0.9) | 3/31 |
| 8 | Millikin | 44.42m | 145-9 | | |
| LW: -- | | average 11.11m | | 36-5¾ | |
| 17 | Brea BLACKWELL | FR | 11.75m | 38-6¾ (2.0) | 3/30 |
| 126 | Brianna NIEBRUGGE | FR | 10.97m | 36-0 (1.6) | 4/14 |
| 142 | Isabella NEWINGHAM | SO | 10.87m | 35-8 (1.0) | 5/4 |
| 148 | Maddie MEYER | FR | 10.83mw | 35-6¾ (3.6) | 4/14 |
| 9 | Beloit | 44.33m | 145-5 | | |
| LW: -- | | average 11.08m | | 36-4¾ | |
| 2 | Eva LAUN-SMITH | FR | 12.27m | 40-3¼ (-2.2) | 5/16 |
| 78 | Aleeshah HEINZEN | JR | 11.20m | 36-9 (0.0) | 5/4 |
| 199 | Lena RAMSEY | FR | 10.61m | 34-9¾ (1.7) | 5/11 |
| -- | Sydney CROCKETT | FR | 10.25m | 33-7½ (1.9) | 3/15 |
| 10 | SUNY Geneseo | 44.24m | 145-1 | | |
| LW: -- | | average 11.06m | | 36-3¾ | |
| 68 | Camille WUTZ | SR | 11.28m | 37-¼ (1.2) | 5/4 |
| 73 | Hannah MADDEN | JR | 11.22m | 36-9¾ (1.0) | 5/4 |
| 92 | Jennifer JOSEPH | SO | 11.13mw | 36-6¾ (3.0) | 5/4 |
| 199 | Laurny KRUPA | FR | 10.61m | 34-9¾ (0.8) | 3/31 |
| 11 | Illinois Wesleyan | 44.05m | 144-6 | | |
| LW: -- | | average 11.01m | | 36-1¼ | |
| 81 | Shante WILLIAMS | SR | 11.19m | 36-8½ (0.0) | 5/4 |
| 87 | Cora WILKINSON | FR | 11.16m | 36-7½ (1.6) | 5/4 |
| 92 | Nia LEE | FR | 11.13m | 36-6¾ (0.3) | 5/4 |
| 212 | Rachel OSOBA | JR | 10.57m | 34-8¾ (0.0) | 5/4 |
| 12 | Claremont-Mudd-Scrip | 43.97m | 144-3 | | |
| LW: -- | | average 10.99m | | 36-¾ | |
| 42 | Amanda MELL | SO | 11.50mw | 37-8¾ (3.3) | 4/7 |
| 92 | Carolyn WEISMAN | FR | 11.13m | 36-6¾ (-1.8) | 4/7 |
| 173 | Michelle LILLY | SO | 10.73m | 35-2¼ (-1.4) | 4/7 |
| 199 | Geneva ECOLA | JR | 10.61m | 34-9¾ (1.0) | 4/27 |
| 13 | Southern Maine | 43.88m | 143-11 | | |
| LW: -- | | average 10.97m | | 36-0 | |
| 15 | Adela KALILWA | SO | 11.77m | 38-7½ (0.4) | 5/17 |
| 58 | Rachel INGRAM | SR | 11.36m | 37-3¾ (0.6) | 5/3 |
| -- | Ashley JOYNER | SO | 10.40mw | 34-1½ (2.6) | 4/20 |
| -- | Samantha ROUND | SO | 10.35mw | 33-11½ (2.8) | 4/28 |
| 14 | Rowan | 43.73m | 143-5 | | |
| LW: -- | | average 10.93m | | 35-10¾ | |
| 26 | Angel ROWE | SO | 11.66m | 38-3¾ (0.0) | 5/16 |
| 183 | Dominique PETERS | SO | 10.70m | 35-1¼ (0.1) | 5/5 |
| 186 | Laniece BROWN | FR | 10.69mw | 35-1 (2.6) | 3/15 |
| 189 | Michelle MCCAULEY | JR | 10.68mw | 35-½ (2.1) | 4/28 |
| 15 | Nebraska Wesleyan | 43.22m | 141-9 | | |
| LW: -- | | average 10.81m | | 35-5½ | |
| 18 | Hannah MANLEY | SR | 11.73mw | 38-6 (2.4) | 5/10 |
| 109 | Macy GUSTAFSON | FR | 11.03mw | 36-2¼ (2.5) | 4/26 |
| 227 | Jamie KNIGHT | SR | 10.53mw | 34-6¾ (3.4) | 4/26 |
| -- | Haleigh BENSON | FR | 9.93mw | 32-7 (2.9) | 4/13 |
| 16 | Dubuque | 42.89m | 140-8 | | |
| LW: -- | | average 10.72m | | 35-2¼ | |
| 73 | Alyssa SKROVE | SO | 11.22m | 36-9¾ (0.0) | 5/4 |
| 119 | Jenna HEIMARK | SO | 11.00m | 36-1¼ (2.0) | 4/21 |
| 195 | Aleyha SLATTER | JR | 10.64mw | 34-11 (2.6) | 4/21 |
| -- | Demetria JOHNSON | FR | 10.03m | 32-11 (1.2) | 5/10 |



2018 Outdoor Track & Field, Week #8

Women's Shot Put

| | | | | | |
|-----------|--------------------------|-----------------------|---------------|------|--|
| 1 | UW-Eau Claire | 54.88m | 180-0 | | |
| LW: -- | | <i>average 13.72m</i> | <i>45-½</i> | | |
| 3 | Erica OAWSTER JR | 15.11m | 49-7 | 5/4 | |
| 5 | JoHannah THEISEN SR | 14.72m | 48-3½ | 5/4 | |
| 43 | Kassandra LUECK SO | 12.97m | 42-6% | 5/17 | |
| 115 | Kalyssa WATTERS SO | 12.08m | 39-7% | 4/28 | |
| 2 | Carthage | 53.47m | 175-5 | | |
| LW: -- | | <i>average 13.37m</i> | <i>43-10%</i> | | |
| 16 | Sarah SCHMIDT SO | 13.70m | 44-11½ | 5/4 | |
| 19 | Mia BENNETT SR | 13.63m | 44-8% | 5/4 | |
| 20 | Elizabeth WILLIS SO | 13.62m | 44-8% | 4/28 | |
| 66 | Alicia NICOLAU SR | 12.52m | 41-1 | 5/4 | |
| 3 | Nebraska Wesleyan | 52.26m | 171-5 | | |
| LW: -- | | <i>average 13.07m</i> | <i>42-10%</i> | | |
| 8 | Dayton DOLINCHECK SO | 14.14m | 46-4% | 4/5 | |
| 21 | SteaVen BECKER SR | 13.61m | 44-8 | 5/10 | |
| 55 | Jodi KOELLNER SR | 12.73m | 41-9% | 5/17 | |
| 159 | Linnaea KONFRST SO | 11.78m | 38-7% | 4/5 | |
| 4 | Brockport | 52.24m | 171-4 | | |
| LW: -- | | <i>average 13.06m</i> | <i>42-10%</i> | | |
| 1 | Victoire KOTHOR SR | 15.83m | 51-11% | 5/4 | |
| 22 | Audrey MILLER SR | 13.60m | 44-7½ | 5/16 | |
| 202 | Holly BUCCHERI SO | 11.52m | 37-9% | 5/4 | |
| 241 | Mady DIBBLE SO | 11.29m | 37-½ | 5/4 | |
| 5 | Dubuque | 51.97m | 170-6 | | |
| LW: -- | | <i>average 12.99m</i> | <i>42-7%</i> | | |
| 4 | Tanasha ATWATER SR | 14.77m | 48-5% | 5/10 | |
| 62 | Kayla SCHLICHTING SO | 12.64m | 41-5% | 5/4 | |
| 85 | Adahja WEATHERS SO | 12.33m | 40-5% | 4/21 | |
| 96 | Kayla SLOWICK FR | 12.23m | 40-1½ | 5/4 | |
| 6 | Oberlin | 51.86m | 170-1 | | |
| LW: -- | | <i>average 12.97m</i> | <i>42-6½</i> | | |
| 6 | Monique NEWTON SR | 14.48m | 47-6% | 5/4 | |
| 30 | Naeisha MCCLAIN SO | 13.33m | 43-9 | 3/22 | |
| 97 | Jasmine KEEGAN SO | 12.22m | 40-1% | 4/21 | |
| 151 | Ana RICHARDSON SR | 11.83m | 38-9% | 3/22 | |
| 7 | Pacific (Ore.) | 50.12m | 164-5 | | |
| LW: -- | | <i>average 12.53m</i> | <i>41-1½</i> | | |
| 47 | Karen DU JR | 12.92m | 42-4% | 3/31 | |
| 58 | Megan WESEL JR | 12.70m | 41-8 | 3/31 | |
| 79 | Dianna CHURCH SR | 12.37m | 40-7 | 4/20 | |
| 105 | Emily DEYOUNG FR | 12.13m | 39-9% | 4/14 | |
| 8 | Wartburg | 50.10m | 164-4 | | |
| LW: -- | | <i>average 12.53m</i> | <i>41-1½</i> | | |
| 18 | Sam HOLTZ SR | 13.64m | 44-9 | 5/10 | |
| 63 | Abbie HAUPERT SR | 12.63m | 41-5% | 5/10 | |
| 123 | Emma JACOBS FR | 12.01m | 39-5 | 4/27 | |
| 153 | Anna REHBERG SO | 11.82m | 38-9% | 5/4 | |
| 9 | Aurora | 49.32m | 161-9 | | |
| LW: -- | | <i>average 12.33m</i> | <i>40-5½</i> | | |
| 24 | Hannah MEAGER SR | 13.57m | 44-6% | 5/17 | |
| 69 | Katie GONTERMAN FR | 12.47m | 40-11 | 5/17 | |
| 153 | Auset KHERU FR | 11.82m | 38-9% | 5/4 | |
| 214 | Jocelyn OCON SO | 11.46m | 37-7% | 4/20 | |
| 10 | UW-Oshkosh | 49.19m | 161-4 | | |
| LW: -- | | <i>average 12.30m</i> | <i>40-4%</i> | | |
| 7 | Isabella SAMUELS JR | 14.18m | 46-6% | 4/28 | |
| 77 | Kahley LOGAN FR | 12.39m | 40-7% | 5/4 | |
| 198 | Allie MARINEAU FR | 11.53m | 37-10 | 4/24 | |
| -- | Taya FLEISCHMAN FR | 11.09m | 36-4% | 4/12 | |
| 11 | Ithaca | 49.11m | 161-1 | | |
| LW: -- | | <i>average 12.28m</i> | <i>40-3½</i> | | |
| 44 | Ariyahna BERNARD FR | 12.95m | 42-6 | 4/6 | |
| 50 | Samantha HEALY FR | 12.89m | 42-3½ | 4/13 | |
| 156 | Kendall WELLAUER SO | 11.79m | 38-8% | 4/6 | |
| 210 | Charis LU SR | 11.48m | 37-8 | 5/10 | |
| 12 | Otterbein | 48.52m | 159-2 | | |
| LW: -- | | <i>average 12.13m</i> | <i>39-9%</i> | | |
| 34 | Marie THORNTON SR | 13.19m | 43-3½ | 4/27 | |
| 51 | Mackenzie SWARY JR | 12.85m | 42-2 | 4/27 | |
| 87 | Emily FINNEGAN JR | 12.32m | 40-5 | 4/27 | |
| -- | Alexis SNYDER JR | 10.16m | 33-4 | 4/7 | |
| 13 | UW-La Crosse | 48.50m | 159-1 | | |
| LW: -- | | <i>average 12.13m</i> | <i>39-9%</i> | | |
| 57 | Mackenzie BOEHLKE FR | 12.71m | 41-8% | 5/17 | |
| 76 | Brianna SCHYVINCK SO | 12.41m | 40-8% | 5/4 | |
| 145 | Brittney KEACH SR | 11.85m | 38-10% | 5/17 | |
| 198 | Kara GILMEISTER SO | 11.53m | 37-10 | 4/12 | |
| 14 | Whitworth | 48.24m | 158-3 | | |
| LW: -- | | <i>average 12.06m</i> | <i>39-7</i> | | |
| 27 | Chloe QUINNETT SR | 13.49m | 44-3½ | 5/11 | |
| 38 | Danielle OPENIANO SR | 13.09m | 42-11½ | 5/11 | |
| 190 | Isabel CLARK JR | 11.57m | 37-11½ | 4/9 | |
| -- | Sarah COOL SO | 10.09m | 33-1% | 5/11 | |
| 15 | UW-Stout | 48.14m | 157-11 | | |
| LW: -- | | <i>average 12.04m</i> | <i>39-6</i> | | |
| 81 | Morgan DENTON FR | 12.36m | 40-6% | 4/12 | |
| 129 | Demi FLOOR FR | 11.96m | 39-3 | 5/4 | |
| 134 | Kayla PABST SR | 11.92m | 39-1% | 5/4 | |
| 140 | Emma WITTLIFF FR | 11.90m | 39-½ | 4/24 | |
| 16 | Loras | 47.97m | 157-4 | | |
| LW: -- | | <i>average 11.99m</i> | <i>39-4%</i> | | |
| 94 | Kayla WEATHERLY FR | 12.26m | 40-2% | 5/10 | |
| 105 | Anna HEDGES JR | 12.13m | 39-9% | 5/10 | |
| 107 | Carly FISCHER FR | 12.12m | 39-9% | 5/4 | |
| 214 | Megan GRONAU FR | 11.46m | 37-7% | 5/10 | |



2018 Outdoor Track & Field, Week #8

Women's Discus

| | | | | |
|----------|--------------------|--------------------------|-----------------------|---------------|
| 1 | | Carthage | 184.07 | 603-11 |
| LW: -- | | | <i>average 46.02m</i> | 150-11 |
| 5 | Elanta SLOWEK | SR | 47.57m | 156-1 5/17 |
| 7 | Sarah SCHMIDT | SO | 46.97m | 154-1 5/4 |
| 8 | Mia BENNETT | SR | 46.80m | 153-6 4/20 |
| 35 | Elizabeth WILLIS | SO | 42.73m | 140-2 4/20 |
| 2 | | Dubuque | 177.27 | 581-7 |
| LW: -- | | | <i>average 44.32m</i> | 145-4 |
| 13 | Shelby LANE | JR | 46.13m | 151-4 4/27 |
| 22 | Kayla SLOWICK | FR | 44.04m | 144-6 4/27 |
| 23 | Abigail WILLIS | SR | 43.71m | 143-5 4/21 |
| 26 | Rebecca BURMAHL | JR | 43.39m | 142-4 4/27 |
| 3 | | UW-Stout | 176.16 | 577-11 |
| LW: -- | | | <i>average 44.04m</i> | 144-6 |
| 3 | Heidi LIEFFORT | SR | 48.05m | 157-7 5/17 |
| 10 | Lydia MEIER | SR | 46.68m | 153-1 5/17 |
| 60 | Ash PATTERSON | FR | 40.85m | 134-0 4/12 |
| 63 | Kayla PABST | SR | 40.58m | 133-1 4/24 |
| 4 | | Oberlin | 174.84 | 573-7 |
| LW: -- | | | <i>average 43.71m</i> | 143-5 |
| 2 | Monique NEWTON | SR | 48.85m | 160-3 5/4 |
| 18 | Ana RICHARDSON | SR | 44.47m | 145-10 5/17 |
| 48 | Jasmine KEEGAN | SO | 41.67m | 136-8 4/14 |
| 73 | Maya ENGLISH | SO | 39.85m | 130-9 5/4 |
| 5 | | Nebraska Wesleyan | 169.16 | 555-0 |
| LW: -- | | | <i>average 42.29m</i> | 138-9 |
| 17 | Maddie FITZGIBBONS | JR | 44.65m | 146-6 5/17 |
| 20 | SteaVen BECKER | SR | 44.18m | 144-11 4/26 |
| 28 | Linnaea KONFRST | SO | 43.14m | 141-6 4/26 |
| 161 | Jodi KOELLNER | SR | 37.19m | 122-0 4/26 |
| 6 | | UW-Eau Claire | 162.35 | 532-7 |
| LW: -- | | | <i>average 40.59m</i> | 133-2 |
| 1 | Erica OAWSTER | JR | 49.85m | 163-6 5/13 |
| 115 | Kassandra LUECK | SO | 38.57m | 126-6 5/17 |
| 158 | JoHannah THEISEN | SR | 37.23m | 122-1 4/21 |
| 185 | Kalyssa WATTERS | SO | 36.70m | 120-5 5/4 |
| 7 | | Hamline | 161.77 | 530-9 |
| LW: -- | | | <i>average 40.44m</i> | 132-8 |
| 12 | Jessie JUENEMANN | SO | 46.48m | 152-6 4/28 |
| 66 | Savanna KEISER | SO | 40.16m | 131-9 4/28 |
| 116 | Nyjah WILLIS | FR | 38.55m | 126-5 4/21 |
| 187 | Jayda BAGSTAD | FR | 36.58m | 120-0 5/11 |
| 8 | | Aurora | 160.89 | 527-10 |
| LW: -- | | | <i>average 40.22m</i> | 131-11 |
| 6 | Hannah MEAGER | SR | 47.07m | 154-5 5/17 |
| 69 | Jocelyn OCON | SO | 40.02m | 131-3 4/20 |
| 149 | Auset KHERU | FR | 37.34m | 122-6 4/20 |
| 193 | Rakeya MARTIN | FR | 36.46m | 119-7 5/4 |

| | | | | |
|-----------|-------------------|------------------------|-----------------------|---------------|
| 9 | | Central (Iowa) | 159.72 | 524-0 |
| LW: -- | | | <i>average 39.93m</i> | 131-0 |
| 25 | Kennedy MORRIS | FR | 43.58m | 142-11 5/17 |
| 31 | Gillian STREIT | FR | 42.81m | 140-5 5/10 |
| 145 | Emily BURT | SO | 37.47m | 122-11 5/5 |
| 222 | Lillian SMITHSON | SO | 35.86m | 117-8 5/10 |
| 10 | | Texas Lutheran | 159.43 | 523-0 |
| LW: -- | | | <i>average 39.86m</i> | 130-9 |
| 56 | Hannah KIPP | FR | 41.31m | 135-6 3/31 |
| 76 | Dejah CARR | FR | 39.75m | 130-5 4/27 |
| 87 | Brielle BROWN | SR | 39.52m | 129-8 4/27 |
| 104 | Jada JACKSON | FR | 38.85m | 127-5 4/27 |
| 11 | | Brockport | 154.31 | 506-3 |
| LW: -- | | | <i>average 38.58m</i> | 126-6 |
| 29 | Victoire KOTHOR | SR | 42.97m | 140-11 5/4 |
| 47 | Mady DIBBLE | SO | 41.69m | 136-9 5/4 |
| 95 | Lelly HOOSE | JR | 39.33m | 129-0 4/21 |
| -- | Michelle VAYNER | SO | 30.32m | 99-5 4/14 |
| 12 | | Wartburg | 154.13 | 505-8 |
| LW: -- | | | <i>average 38.53m</i> | 126-5 |
| 59 | Serina HOVDEN | FR | 40.88m | 134-1 4/27 |
| 92 | Anna REHBERG | SO | 39.39m | 129-2 4/12 |
| 102 | Emma JACOBS | FR | 38.94m | 127-9 4/27 |
| -- | Dani JOHNSON | FR | 34.92m | 114-7 5/4 |
| 13 | | UW-La Crosse | 153.98 | 505-2 |
| LW: -- | | | <i>average 38.50m</i> | 126-3 |
| 33 | Amanda SABOURIN | FR | 42.75m | 140-3 5/4 |
| 89 | Mackenzie BOEHLKE | FR | 39.48m | 129-6 5/13 |
| 217 | Anna AUTEN | SO | 35.95m | 117-11 4/21 |
| 227 | Morgan LEMKE | FR | 35.80m | 117-5 5/4 |
| 14 | | Baldwin Wallace | 152.37 | 499-11 |
| LW: -- | | | <i>average 38.09m</i> | 124-11 |
| 55 | Brooke BUCKHANNON | SO | 41.35m | 135-8 4/7 |
| 125 | Carol FOSTER | FR | 38.24m | 125-5 3/23 |
| 153 | Jillian ROBERTS | SO | 37.30m | 122-4 3/17 |
| 242 | Breeanna KARAM | SO | 35.48m | 116-5 4/27 |
| 15 | | Loras | 150.18 | 492-8 |
| LW: -- | | | <i>average 37.55m</i> | 123-2 |
| 51 | Carly FISCHER | FR | 41.53m | 136-3 4/20 |
| 142 | Anna HEDGES | JR | 37.54m | 123-2 5/10 |
| 234 | Esther JOHNSON | JR | 35.65m | 116-11 4/12 |
| 245 | Megan GRONAU | FR | 35.46m | 116-4 4/20 |
| 16 | | Manchester | 150.10 | 492-5 |
| LW: -- | | | <i>average 37.53m</i> | 123-1 |
| 37 | Jacey CAUHORN | SR | 42.57m | 139-8 4/27 |
| 146 | Bailey SEWELL | FR | 37.43m | 122-9 4/27 |
| 160 | Whitney WHITE | SR | 37.20m | 122-0 4/20 |
| -- | Austin JONES | SO | 32.90m | 107-11 3/31 |



2018 Outdoor Track & Field, Week #8

Women's Hammer

| | | | |
|-----------|-----------------------------|----------------|---------------|
| 1 | Dubuque | 205.24 | 673-4 |
| LW: -- | | average 51.31m | 168-4 |
| 7 | Rebecca BURMAHL JR | 54.86m | 180-0 5/10 |
| 8 | Tanasha ATWATER SR | 54.81m | 179-10 5/10 |
| 47 | Shelby LANE JR | 48.19m | 158-1 5/10 |
| 60 | Lauren EGNARSKI SR | 47.38m | 155-5 5/10 |
| 2 | Carthage | 204.27 | 670-2 |
| LW: -- | | average 51.07m | 167-6 |
| 3 | Mia BENNETT SR | 57.55m | 188-9 4/20 |
| 20 | Sarah SCHMIDT SO | 51.89m | 170-3 5/4 |
| 43 | Elizabeth WILLIS SO | 48.89m | 160-5 5/4 |
| 94 | Alicia NICOLAU SR | 45.94m | 150-8 5/4 |
| 3 | Oberlin | 203.52 | 667-8 |
| LW: -- | | average 50.88m | 166-11 |
| 5 | Monique NEWTON SR | 55.62m | 182-5 5/11 |
| 23 | Ana RICHARDSON SR | 51.22m | 168-0 4/14 |
| 32 | Maya ENGLISH SO | 49.96m | 163-11 5/17 |
| 78 | Jasmine KEEGAN SO | 46.72m | 153-3 5/17 |
| 4 | Rhode Island College | 200.02 | 656-3 |
| LW: -- | | average 50.01m | 164-0 |
| 13 | Chelsea YANG FR | 53.34m | 175-0 4/14 |
| 18 | Destinee BARRETT SR | 52.79m | 173-2 5/11 |
| 57 | Funmibi YUSUFF SO | 47.61m | 156-2 5/3 |
| 86 | Melissa MEIJA FR | 46.28m | 151-10 4/7 |
| 5 | UW-Stout | 198.63 | 651-8 |
| LW: -- | | average 49.66m | 162-11 |
| 2 | Lydia MEIER SR | 58.95m | 193-5 3/16 |
| 12 | Kayla PABST SR | 53.40m | 175-2 5/17 |
| 121 | Kami SAWTELLE FR | 44.35m | 145-6 5/4 |
| 182 | Alyson WILCOX JR | 41.93m | 137-6 4/28 |
| 6 | Ithaca | 188.20 | 617-5 |
| LW: -- | | average 47.05m | 154-4 |
| 34 | Caitlin NOONAN SR | 49.79m | 163-4 5/10 |
| 80 | Ariyahna BERNARD FR | 46.49m | 152-6 5/10 |
| 92 | Kendall WELLAUER SO | 45.97m | 150-10 5/4 |
| 93 | Charis LU SR | 45.95m | 150-9 4/13 |
| 7 | Loras | 186.77 | 612-9 |
| LW: -- | | average 46.69m | 153-2 |
| 45 | Esther JOHNSON JR | 48.78m | 160-0 4/12 |
| 76 | Anna HEDGES JR | 46.82m | 153-7 5/4 |
| 97 | Michelle BUDDEN SO | 45.78m | 150-2 5/4 |
| 104 | Carly FISCHER FR | 45.39m | 148-11 3/28 |
| 8 | UW-La Crosse | 186.17 | 610-9 |
| LW: -- | | average 46.54m | 152-8 |
| 27 | Mackenzie BOEHLKE FR | 50.39m | 165-4 5/17 |
| 40 | Brianna SCHYVINCK SO | 49.46m | 162-3 5/17 |
| 51 | Kara GILMEISTER SO | 47.91m | 157-2 4/24 |
| -- | Julie FLEEGAL FR | 38.41m | 126-0 4/21 |
| 9 | UT Tyler | 183.44 | 601-10 |
| LW: -- | | average 45.86m | 150-5 |
| 44 | Lexie PETTY SO | 48.81m | 160-1 4/14 |
| 63 | Baylee COCHRAN SO | 47.18m | 154-9 5/11 |
| 109 | Michaela MCGEARY FR | 45.15m | 148-1 5/4 |
| 170 | Sydney MAKOWSKI SO | 42.30m | 138-9 5/4 |
| 10 | Manchester | 181.78 | 596-4 |
| LW: -- | | average 45.45m | 149-1 |
| 48 | Austin JONES SO | 48.07m | 157-8 5/16 |
| 55 | Kara BREUCKMAN SR | 47.63m | 156-3 5/16 |
| 116 | Jacey CAUHORN SR | 44.53m | 146-1 4/27 |
| 192 | Katlyn KENNEDY SO | 41.55m | 136-4 4/27 |
| 11 | Concordia Chicago | 181.55 | 595-7 |
| LW: -- | | average 45.39m | 148-11 |
| 19 | Jessica WILSON JR | 52.55m | 172-5 5/10 |
| 105 | Kimberlyn GADAWSKI SO | 45.38m | 148-10 5/16 |
| 165 | Sarah LACOST SR | 42.64m | 139-10 5/4 |
| 221 | Cassandra GARZA FR | 40.98m | 134-5 5/4 |
| 12 | WPI | 180.07 | 590-9 |
| LW: -- | | average 45.02m | 147-8 |
| 55 | Faye GAUTHIER SO | 47.63m | 156-3 5/17 |
| 74 | Kendra O'MALLEY JR | 46.92m | 153-11 4/28 |
| 122 | Aleye MOMODU SO | 44.30m | 145-4 4/28 |
| 209 | Kirsten HERCHENRODER SR | 41.22m | 135-3 4/21 |
| 13 | Brockport | 179.12 | 587-8 |
| LW: -- | | average 44.78m | 146-11 |
| 9 | Victoire KOTHOR SR | 53.80m | 176-6 5/4 |
| 128 | Lelly HOOSE JR | 44.09m | 144-8 4/21 |
| 230 | Olivia GEORGE FR | 40.71m | 133-6 4/14 |
| 235 | Julia FLINT FR | 40.52m | 132-11 5/4 |
| 13 | Nebraska Wesleyan | 179.12 | 587-8 |
| LW: -- | | average 44.78m | 146-11 |
| 21 | Jodi KOELLNER SR | 51.87m | 170-2 5/10 |
| 114 | Maddie FITZGIBBONS JR | 44.71m | 146-8 4/13 |
| 184 | Linnaea KONFRST SO | 41.88m | 137-5 4/26 |
| 232 | Dayton DOLINCHECK SO | 40.66m | 133-4 5/10 |
| 15 | Aurora | 175.92 | 577-2 |
| LW: -- | | average 43.98m | 144-3 |
| 10 | Hannah MEAGER SR | 53.56m | 175-8 5/16 |
| 15 | Jocelyn OCON SO | 53.21m | 174-7 5/17 |
| -- | Katie GONTERMAN FR | 38.13m | 125-1 4/28 |
| -- | Rakeya MARTIN FR | 31.02m | 101-9 5/4 |
| 16 | Stockton | 175.54 | 575-11 |
| LW: -- | | average 43.89m | 143-11 |
| 73 | Emily HIGBEE SR | 46.94m | 154-0 4/20 |
| 112 | Isabel BARSCH JR | 44.92m | 147-4 4/28 |
| 175 | Charlotte LEON FR | 42.19m | 138-5 4/6 |
| 197 | Allyson PANIKOWSKI SR | 41.49m | 136-1 5/5 |



2018 Outdoor Track & Field, Week #8

Women's Javelin

1 George Fox 155.09 508-10

LW: -- average 38.77m 127-2

| | | | | | |
|----|-----------------------|----|--------|--------|------|
| 30 | Annie WRIGHT | JR | 40.18m | 131-10 | 3/22 |
| 41 | Demi GUILD | FR | 39.54m | 129-8 | 4/20 |
| 68 | Haley STROWBRIDGE | SO | 37.74m | 123-10 | 5/11 |
| 74 | Elizabeth CRUICKSHANK | JR | 37.63m | 123-5 | 3/22 |

2 Pacific Lutheran 152.04 498-10

LW: -- average 38.01m 124-8

| | | | | | |
|-----|-----------------|----|--------|--------|------|
| 5 | Machaela GRADDY | SR | 44.55m | 146-2 | 5/11 |
| 63 | Olga MOGEN | JR | 38.00m | 124-8 | 3/2 |
| 104 | Carlie KILCUP | SO | 36.31m | 119-1 | 3/10 |
| 210 | Emma PETERS | SO | 33.18m | 108-10 | 3/10 |

3 Calvin 148.43 486-11

LW: -- average 37.11m 121-9

| | | | | | |
|-----|-------------------|----|--------|-------|------|
| 18 | Allison ROZELL | SO | 41.67m | 136-8 | 3/23 |
| 48 | Brooke VAN LENTEN | FR | 38.91m | 127-8 | 3/23 |
| 171 | Annika STAAL | SO | 34.00m | 111-6 | 5/3 |
| 178 | Annaka EDIGER | FR | 33.85m | 111-0 | 5/3 |

4 Middlebury 146.81 481-8

LW: -- average 36.70m 120-5

| | | | | | |
|-----|----------------|----|--------|--------|------|
| 54 | Devon PLAYER | SR | 38.44m | 126-1 | 4/7 |
| 73 | Julia LOTHROP | JR | 37.65m | 123-6 | 3/24 |
| 113 | Helene ROWLAND | SO | 35.92m | 117-10 | 3/31 |
| 145 | Rebecca GORMAN | SO | 34.80m | 114-2 | 4/14 |

5 Whitworth 144.70 474-9

LW: -- average 36.18m 118-8

| | | | | | |
|-----|---------------|----|--------|--------|------|
| 8 | Isabel CLARK | JR | 43.84m | 143-10 | 5/9 |
| 118 | Sarah COOL | SO | 35.73m | 117-2 | 3/17 |
| 160 | Kayla BRASE | SR | 34.41m | 112-10 | 4/9 |
| -- | Taya DEFRENCE | SO | 30.72m | 100-9 | 3/3 |

6 Dubuque 143.31 470-2

LW: -- average 35.83m 117-6

| | | | | | |
|----|--------------------|----|--------|-------|------|
| 10 | Abigail WILLIS | SR | 43.44m | 142-6 | 4/12 |
| 98 | Kelsey BETTHAUSER | JR | 36.52m | 119-9 | 5/10 |
| -- | Emily SCHWENDINGER | SO | 32.03m | 105-1 | 5/10 |
| -- | Aleyha SLATTER | JR | 31.32m | 102-9 | 5/4 |

7 Connecticut College 142.82 468-7

LW: -- average 35.71m 117-1

| | | | | | |
|-----|-----------------|----|--------|-------|------|
| 24 | Aly SAPERSTEIN | SR | 40.93m | 134-3 | 5/3 |
| 45 | Olivia VENER | SR | 39.05m | 128-1 | 5/3 |
| 242 | Emily SENATORE | JR | 32.48m | 106-6 | 4/14 |
| -- | Shannon KENNEDY | JR | 30.36m | 99-7½ | 5/11 |

8 Moravian 141.76 465-1

LW: -- average 35.44m 116-3

| | | | | | |
|-----|------------------|----|--------|--------|------|
| 3 | Mary Kate DUNCAN | SR | 45.30m | 148-7 | 4/13 |
| 168 | Emma BLADES | SO | 34.13m | 111-11 | 4/13 |
| 236 | Hailee YODER | SO | 32.57m | 106-10 | 5/5 |
| -- | Jordan LUCIANO | JR | 29.76m | 97-7½ | 4/20 |

9 Luther 141.69 464-10

LW: -- average 35.42m 116-2

| | | | | | |
|-----|----------------|----|--------|-------|------|
| 87 | Marta SPRINGER | JR | 37.03m | 121-6 | 5/10 |
| 103 | Sarah HOLTZ | SO | 36.35m | 119-3 | 5/10 |
| 150 | Jessica JUNKER | FR | 34.69m | 113-9 | 5/10 |
| 194 | Aubrey HIGHUM | SO | 33.62m | 110-3 | 4/28 |

10 Linfield 140.81 461-11

LW: -- average 35.20m 115-6

| | | | | | |
|-----|-----------------------|----|--------|-------|------|
| 21 | Dana BROOKS | FR | 41.08m | 134-9 | 4/20 |
| 126 | Maddie SHIRLEY | JR | 35.29m | 115-9 | 3/2 |
| 132 | Morgan CHAMBERLAIN | SO | 35.12m | 115-2 | 3/17 |
| -- | Mehana SABADO-HALPERN | JR | 29.32m | 96-2½ | 4/9 |

11 UW-La Crosse 140.11 459-8

LW: -- average 35.03m 114-11

| | | | | | |
|-----|-----------------|----|--------|-------|------|
| 86 | Amanda SABOURIN | FR | 37.12m | 121-9 | 4/12 |
| 144 | Sarah GILLES | SR | 34.83m | 114-3 | 4/12 |
| 146 | Kaitlyn GANRUDE | JR | 34.78m | 114-1 | 4/28 |
| 203 | Anna AUTEN | SO | 33.38m | 109-6 | 5/4 |

12 St. Benedict 139.54 457-9

LW: -- average 34.89m 114-5

| | | | | | |
|-----|----------------|----|--------|--------|------|
| 55 | Jenna DEGEN | JR | 38.37m | 125-10 | 5/11 |
| 94 | Niki FOKKEN | SR | 36.63m | 120-2 | 5/11 |
| 245 | Hanna DEGEN | FR | 32.32m | 106-0 | 5/16 |
| -- | Suntina SPEHAR | SO | 32.22m | 105-8 | 5/11 |

13 Brockport 139.17 456-7

LW: -- average 34.79m 114-1

| | | | | | |
|----|-------------------------|----|--------|-------|------|
| 2 | Audrey MILLER | SR | 45.59m | 149-7 | 4/26 |
| 58 | Cheyenne VIVLAMORE ZION | SO | 38.16m | 125-2 | 5/11 |
| -- | Brianna RICHARDSON | SR | 30.40m | 99-9 | 4/28 |
| -- | Kiersten BONESTEEL | SR | 25.02m | 82-1 | 4/21 |

14 Monmouth (Ill.) 136.39 447-5

LW: -- average 34.10m 111-10

| | | | | | |
|-----|------------------|----|--------|-------|------|
| 14 | Madi SCHULENBERG | SR | 42.53m | 139-6 | 5/11 |
| 231 | Leigha SEBBEN | FR | 32.65m | 107-1 | 5/11 |
| -- | Maddie DOHLEMAN | SR | 31.00m | 101-8 | 5/5 |
| -- | Hannah MCVEY | FR | 30.21m | 99-1½ | 4/24 |

15 RPI 136.28 447-1

LW: -- average 34.07m 111-9

| | | | | | |
|----|--------------------|----|--------|--------|------|
| 84 | Mara GIGA | JR | 37.21m | 122-1 | 4/7 |
| 85 | Aurora FREEDMAN | JR | 37.13m | 121-10 | 4/7 |
| -- | Lorna DREXLER | FR | 31.56m | 103-6 | 5/4 |
| -- | Charlotte TEUNISSE | SO | 30.38m | 99-8½ | 4/29 |

16 Rutgers-Camden 136.23 446-11

LW: -- average 34.06m 111-9

| | | | | | |
|-----|-------------------|----|--------|--------|------|
| 96 | Jordan ERSKINE | SO | 36.57m | 119-11 | 4/6 |
| 119 | Kyleigh STEVENSON | SO | 35.69m | 117-1 | 4/27 |
| 240 | Lorraine MAHONEY | FR | 32.50m | 106-7 | 5/5 |
| -- | Nicole DEMARCO | SO | 31.47m | 103-3 | 3/31 |



2018 Outdoor Track & Field, Week #8

Women's Heptathlon

| | | |
|----------|------------------|----------------------|
| 1 | Whitworth | 17,618 |
| LW: -- | | <i>average 4,405</i> |

| | | | | |
|----|----------------|----|-------|------|
| 4 | Isabel CLARK | JR | 4,704 | 4/9 |
| 15 | Sarah COOL | SO | 4,477 | 5/11 |
| 33 | Kayla BRASE | SR | 4,328 | 4/9 |
| 48 | Sarah MARTINEZ | SR | 4,109 | 4/9 |

| | | |
|----------|---------------------|----------------------|
| 2 | SUNY Geneseo | 17,407 |
| LW: -- | | <i>average 4,352</i> |

| | | | | |
|----|-----------------|----|-------|------|
| 5 | Shayna HELD | JR | 4,685 | 4/21 |
| 10 | Emily LAVARNWAY | FR | 4,532 | 5/4 |
| 20 | Madeline HAMMER | SR | 4,459 | 5/4 |
| 84 | Alexa LAPIERRE | SO | 3,731 | 5/4 |

| | | |
|----------|----------------------|----------------------|
| 3 | UW-Eau Claire | 17,035 |
| LW: -- | | <i>average 4,259</i> |

| | | | | |
|----|----------------|----|-------|------|
| 2 | Sarah GLIDDEN | SR | 4,918 | 4/21 |
| 9 | Megan WALLACE | FR | 4,574 | 5/4 |
| 78 | Mandie BULTMAN | JR | 3,836 | 4/21 |
| 86 | Amber HARRIS | SR | 3,707 | 4/21 |

| | | |
|----------|---------------------|----------------------|
| 4 | UW-La Crosse | 16,859 |
| LW: -- | | <i>average 4,215</i> |

| | | | | |
|----|-----------------|----|-------|------|
| 17 | Amanda WIEBKE | SO | 4,470 | 4/21 |
| 38 | Kemmesha THOMAS | SO | 4,259 | 5/4 |
| 40 | Sarah GILLES | SR | 4,237 | 5/4 |
| 70 | Ariel MALVITZ | FR | 3,893 | 4/21 |

| | | |
|----------|-------------------------|----------------------|
| 5 | Rochester (N.Y.) | 16,130 |
| LW: -- | | <i>average 4,033</i> |

| | | | | |
|-----|-------------------|----|-------|------|
| 3 | Kylee BARTLETT | JR | 4,890 | 5/4 |
| 25 | Eileen BEQUETTE | FR | 4,425 | 5/16 |
| 39 | Hannah DUTTWEILER | SO | 4,242 | 5/4 |
| 205 | Cassidy LEIGHT | SO | 2,573 | 5/4 |

| | | |
|----------|----------------------|----------------------|
| 6 | Johns Hopkins | 16,119 |
| LW: -- | | <i>average 4,030</i> |

| | | | | |
|-----|-----------------|----|-------|------|
| 11 | Jenn SU | SR | 4,500 | 5/16 |
| 29 | Maya HAMMONDS | JR | 4,397 | 4/12 |
| 90 | Annie GUTIERREZ | FR | 3,683 | 5/4 |
| 113 | Cat WAIN | JR | 3,539 | 4/12 |

| | | |
|----------|-----------------------|----------------------|
| 7 | Central (Iowa) | 15,528 |
| LW: -- | | <i>average 3,882</i> |

| | | | | |
|-----|-------------------|----|-------|------|
| 45 | Mary GRAY | FR | 4,160 | 5/10 |
| 60 | Kiki PINGEL | FR | 4,010 | 4/18 |
| 81 | Courtney KRUTHOFF | FR | 3,807 | 5/10 |
| 109 | Merissa LARSON | JR | 3,551 | 5/10 |

| | | |
|----------|---------------|----------------------|
| 8 | Luther | 14,877 |
| LW: -- | | <i>average 3,719</i> |

| | | | | |
|-----|----------------|----|-------|------|
| 52 | Marta SPRINGER | JR | 4,075 | 5/10 |
| 71 | Morgan SAMMONS | SR | 3,880 | 4/20 |
| 115 | Sarah HOLTZ | SO | 3,522 | 4/20 |
| 135 | Jessica JUNKER | FR | 3,400 | 4/20 |

| | | |
|----------|-------------------------|----------------------|
| 9 | UW-Stevens Point | 14,687 |
| LW: -- | | <i>average 3,672</i> |

| | | | | |
|-----|----------------|----|-------|------|
| 19 | Sylvia MOMONT | SO | 4,462 | 5/16 |
| 60 | Alex GRUBBS | SO | 4,010 | 5/4 |
| 165 | Makenzie WARD | SO | 3,160 | 4/20 |
| 173 | Alexia BEECHER | JR | 3,055 | 4/20 |

| | | |
|-----------|--------------|----------------------|
| 10 | Utica | 14,234 |
| LW: -- | | <i>average 3,559</i> |

| | | | | |
|-----|--------------------|----|-------|------|
| 95 | Shannon GLEASON | FR | 3,662 | 5/16 |
| 99 | Michelle RODRIGUEZ | JR | 3,598 | 5/16 |
| 121 | Brittany CHARLONNE | JR | 3,497 | 4/21 |
| 126 | Stephanie FEATHERS | FR | 3,477 | 4/21 |

| | | |
|-----------|----------------------|----------------------|
| 11 | SUNY Cortland | 12,334 |
| LW: -- | | <i>average 3,084</i> |

| | | | | |
|-----|-----------------|----|-------|------|
| 133 | Kimberly WHITE | FR | 3,421 | 5/16 |
| 142 | Alexandra GALUS | SO | 3,351 | 5/4 |
| 172 | Nicole WISE | FR | 3,063 | 5/4 |
| 210 | Teagan PERRY | SR | 2,499 | 5/4 |

| | | |
|-----------|--------------|----------------------|
| 12 | Rowan | 11,910 |
| LW: -- | | <i>average 2,978</i> |

| | | | | |
|-----|---------------------|----|-------|-----|
| 76 | Kim JOHNSON | SR | 3,853 | 5/5 |
| 174 | oluwapelumi ADESINA | SO | 3,039 | 5/5 |
| 179 | Jeimi CHAMALIAN | JR | 2,991 | 5/5 |
| 216 | Anna BODDY | FR | 2,027 | 5/5 |

| | | |
|-----------|------------------|----------------------|
| 13 | Fontbonne | 10,032 |
| LW: -- | | <i>average 2,508</i> |

| | | | | |
|-----|----------------|----|-------|------|
| 169 | Katie GOSSER | SO | 3,105 | 5/16 |
| 196 | Emily BAY | SO | 2,754 | 5/16 |
| 214 | Jaylah JONES | SO | 2,100 | 3/23 |
| 215 | Colleen GOSSER | SO | 2,073 | 3/23 |