



# 2018 Outdoor Track & Field, Week #2

## Men's 100 Meters

<b>1</b>	<b>Central Christian (Kan.)</b>	<b>42.05</b>
LW: -- <span style="float:right">average 10.51</span>		
1	John JONES JR	10.29w (5.0) 3/15
2	Qawtavis JOHNSON JR	10.34 (1.1) 3/30
15	Alfred THOMAS JR	10.64 (1.3) 3/30
32	Alan LEYVA JR	10.78w (3.4) 3/15
<b>2</b>	<b>Indiana Tech</b>	<b>42.21</b>
LW: -- <span style="float:right">average 10.55</span>		
6	Kejavon MOORE SR	10.43w (4.4) 3/30
7	Matt LOCKRIDGE SO	10.45w (2.3) 3/15
12	Nigel JENA FR	10.55w (2.5) 3/15
32	Brandon SMILEY FR	10.78 (1.1) 3/30
<b>3</b>	<b>Wiley (Texas)</b>	<b>42.25</b>
LW: -- <span style="float:right">average 10.56</span>		
3	Fabian HEWITT FR	10.35 (1.8) 3/23
5	Oraine PALMER JR	10.38w (2.1) 3/10
23	Kimorie SHEARMAN SO	10.69 (1.8) 3/10
45	Jamoul PIERRE JR	10.83 (-0.4) 3/2
<b>4</b>	<b>Tennessee Wesleyan</b>	<b>42.99</b>
LW: -- <span style="float:right">average 10.75</span>		
3	Josh PARSON SR	10.35w (2.7) 3/23
26	Cadarius HARRIS SR	10.70w (2.7) 3/23
72	Keven MITCHELL FR	10.95w (2.8) 3/30
80	Kenny BENTON FR	10.99w (2.1) 3/30
<b>5</b>	<b>Dillard (La.)</b>	<b>43.13</b>
LW: -- <span style="float:right">average 10.78</span>		
14	Darrien SHEPPARD SO	10.63w (2.1) 4/6
23	Stephano FLOWERS SR	10.69w (2.1) 4/6
45	Tyrone BARROW SO	10.83w (2.1) 4/6
77	eliott CLEVELAND SR	10.98w (2.1) 4/6
<b>6</b>	<b>Keiser (Fla.)</b>	<b>43.40</b>
LW: -- <span style="float:right">average 10.85</span>		
9	Jeremy STRANGE SO	10.46 (-0.4) 3/16
19	Guillaume RICHARDS FR	10.68w (3.2) 4/6
101	Caleb WALLS FR	11.09 (1.9) 4/6
135	Carlos FERNANDEZ SR	11.17 (0.9) 4/6
<b>7</b>	<b>Mobile (Ala.)</b>	<b>43.42</b>
LW: -- <span style="float:right">average 10.86</span>		
13	Danlee ECKSTEIN JR	10.56w (2.7) 4/6
35	Ayrton NUBRET FR	10.79w (2.3) 3/16
84	Dante SMITH FR	11.01w (2.3) 3/16
92	Antonio PETITE FR	11.06 (0.3) 3/23
<b>8</b>	<b>Southern Oregon</b>	<b>43.43</b>
LW: -- <span style="float:right">average 10.86</span>		
16	Rey VEGA JR	10.65w (3.5) 4/7
42	Eli CHAPMAN JR	10.82 (1.3) 3/10
69	Aidan TANK SO	10.94w (3.3) 4/7
86	Jeremiah EMERSHY SR	11.02 (1.9) 4/7
<b>9</b>	<b>Lindsey Wilson (Ky.)</b>	<b>43.43</b>
LW: -- <span style="float:right">average 10.86</span>		
7	Kevin HALLMON JR	10.45w (2.3) 4/6
35	Holt KEELING JR	10.79w (2.3) 4/6
96	Jaylyn MCMURRY FR	11.08 () 4/5
107	Christian DAVIS JR	11.11 () 4/5
<b>10</b>	<b>Southwestern (Kan.)</b>	<b>43.87</b>
LW: -- <span style="float:right">average 10.97</span>		
35	Tomunci WHITFIELD SR	10.79w (3.5) 3/31
52	Josh LEWIS SO	10.85w (3.1) 3/15
80	Donny EBANKS JR	10.99w (3.5) 3/31
161	Keyshawn WYATT FR	11.24w (3.3) 3/15
<b>11</b>	<b>Vanguard (Calif.)</b>	<b>43.97</b>
LW: -- <span style="float:right">average 10.99</span>		
18	Alec DURAN JR	10.67 (1.4) 3/24
54	Gabe WARNER JR	10.86 (1.3) 3/31
130	Jeremiah LEWIS JR	11.17 (0.2) 4/7
174	Noah ELEY JR	11.27 (1.3) 3/31
<b>12</b>	<b>Edward Waters (Fla.)</b>	<b>44.14</b>
LW: -- <span style="float:right">average 11.04</span>		
23	Dontae LECORN SO	10.69w (2.1) 3/3
101	Tyberious MOSS FR	11.09 (2.0) 3/3
107	Wayne RICHARDSON SO	11.11 (-1.0) 3/22
166	Jamari WASHINGTON FR	11.25w (2.8) 3/3
<b>13</b>	<b>Doane (Neb.)</b>	<b>44.18</b>
LW: -- <span style="float:right">average 11.05</span>		
57	Josiah OYEBEFUN SR	10.87w (3.6) 4/5
66	Michael TROSS JR	10.93w (3.6) 4/5
140	Davron HANLEY FR	11.19 () 3/30
140	Xavier BRIDGES JR	11.19w (3.6) 4/5
<b>14</b>	<b>McPherson (Kan.)</b>	<b>44.25</b>
LW: -- <span style="float:right">average 11.06</span>		
11	Hunter SURY JR	10.48w (5.0) 3/15
89	Xavier TAYLOR FR	11.05 (1.5) 3/15
128	Matthew BOUWKAMP FR	11.16w (3.0) 3/31
--	Brent MASTERS FR	11.56w (3.3) 3/15
<b>15</b>	<b>Rio Grande (Ohio)</b>	<b>44.28</b>
LW: -- <span style="float:right">average 11.07</span>		
29	Tellis HORNE FR	10.72w (5.5) 4/6
66	Zavien PARKER FR	10.93w (3.1) 3/30
72	Clinton CAMPBELL SR	10.95w (3.1) 3/30
--	Adrian SHIELDS SR	11.68w (4.3) 4/6
<b>16</b>	<b>MidAmerica Nazarene</b>	<b>44.44</b>
LW: -- <span style="float:right">average 11.11</span>		
30	Isaiah GRIFFIN SR	10.75w (2.6) 3/23
45	Stephen CONNER JR	10.83w (2.6) 3/23
150	Kyren MARTIN SO	11.21w (2.8) 3/23
--	Hayden NORTH FR	11.65w (2.8) 3/23



# 2018 Outdoor Track & Field, Week #2

## Men's 200 Meters

<b>1</b>	<b>Wiley (Texas)</b>	<b>1:24.93</b>
LW: -- <span style="float:right">average 21.23</span>		
2	Oraine PALMER JR	20.91 (-0.1) 3/23
4	Fabian HEWITT FR	21.01w (2.4) 3/29
12	Kimorie SHEARMAN SO	21.45 (-0.1) 3/2
18	Rajay HAMILTON SR	21.56w (3.5) 3/23

<b>2</b>	<b>Indiana Tech</b>	<b>1:25.56</b>
LW: -- <span style="float:right">average 21.39</span>		
3	Brandon SMILEY FR	20.95w (3.9) 3/15
14	Kejavon MOORE SR	21.48w (3.9) 3/15
18	Matt LOCKRIDGE SO	21.56 (1.5) 3/30
20	Barthelemy PETER SO	21.57w (3.9) 3/15

<b>3</b>	<b>Dillard (La.)</b>	<b>1:26.83</b>
LW: -- <span style="float:right">average 21.71</span>		
8	Darrien SHEPPARD SO	21.29w (5.4) 4/6
25	Tyrone BARROW SO	21.60w (5.4) 4/6
44	Jaylen STAMPS SO	21.93w (2.2) 4/6
55	Stephano FLOWERS SR	22.01w (2.2) 4/6

<b>4</b>	<b>William Carey (Miss.)</b>	<b>1:26.84</b>
LW: -- <span style="float:right">average 21.71</span>		
23	Brandon NORWOOD SO	21.59w (5.4) 4/6
27	Kenneth BELLAMY FR	21.63w (5.4) 4/6
34	Johnny TROTTER III SO	21.72w (2.2) 4/6
41	Nate BOONE SR	21.90 (1.4) 3/23

<b>5</b>	<b>Tennessee Wesleyan</b>	<b>1:26.88</b>
LW: -- <span style="float:right">average 21.72</span>		
1	Josh PARSON SR	20.88 (1.7) 3/30
11	Devonte FLETCHER SR	21.39 (1.7) 3/30
69	Kenny BENTON FR	22.11 (1.7) 3/30
114	Keven MITCHELL FR	22.50 (-0.6) 3/23

<b>6</b>	<b>Mobile (Ala.)</b>	<b>1:27.43</b>
LW: -- <span style="float:right">average 21.86</span>		
17	Dante SMITH FR	21.52w (5.4) 4/6
26	Danlee ECKSTEIN JR	21.61w (5.4) 4/6
57	Keldrick EDWARDS FR	22.02 (1.1) 3/23
85	Antonio PETITE FR	22.28 (-1.2) 3/23

<b>7</b>	<b>Lindsey Wilson (Ky.)</b>	<b>1:27.43</b>
LW: -- <span style="float:right">average 21.86</span>		
6	Kevin HALLMON JR	21.21 (1.9) 4/6
39	Holt KEELING JR	21.81 () 4/5
64	Jaylyn MCMURRY FR	22.06 () 4/5
92	Kymani LAWRENCE FR	22.35 () 4/5

<b>8</b>	<b>Keiser (Fla.)</b>	<b>1:27.44</b>
LW: -- <span style="float:right">average 21.86</span>		
12	Jerimy STRAINGE SO	21.45 (1.7) 3/16
30	Chris GRINLEY SO	21.70w (2.8) 4/6
68	Guillaume RICHARDS FR	22.10 (2.0) 4/6
74	Caleb WALLS FR	22.19w (2.3) 4/6

<b>9</b>	<b>Vanguard (Calif.)</b>	<b>1:27.76</b>
LW: -- <span style="float:right">average 21.94</span>		
9	Gabe WARNER JR	21.31w (2.4) 3/24
21	Alec DURAN JR	21.58w (2.4) 3/24
96	Jeremiah LEWIS JR	22.36w (3.3) 4/7
116	Noah ELEY JR	22.51 (2.0) 3/31

<b>10</b>	<b>Edward Waters (Fla.)</b>	<b>1:27.99</b>
LW: -- <span style="float:right">average 22.00</span>		
29	Carl ELLIOT, III SO	21.66 (0.4) 3/10
46	Jamal BOUIE SO	21.94 (0.4) 3/10
59	Dontae LECORN SO	22.03 (-1.7) 3/10
96	Wayne RICHARDSON SO	22.36 (-1.9) 3/10

<b>11</b>	<b>Allen (S.C.)</b>	<b>1:28.47</b>
LW: -- <span style="float:right">average 22.12</span>		
14	Ishaq SMITH FR	21.48 (1.0) 3/15
38	marquavias CURETON SO	21.77 (0.7) 3/15
112	Garrett MITCHELL FR	22.44 (-0.6) 3/10
159	Jalen JENKINS FR	22.78 (1.9) 3/23

<b>12</b>	<b>Southern Oregon</b>	<b>1:28.48</b>
LW: -- <span style="float:right">average 22.12</span>		
23	Eli CHAPMAN JR	21.59 (1.7) 4/7
57	Rey VEGA JR	22.02 (1.7) 4/7
83	Jeremiah EMERSHY SR	22.27 (1.7) 4/7
126	Aidan TANK SO	22.60w (2.8) 4/7

<b>13</b>	<b>Oregon Tech</b>	<b>1:28.60</b>
LW: -- <span style="float:right">average 22.15</span>		
14	Travis THOMAS SR	21.48 (1.4) 3/10
59	Donnie PATE SO	22.03w (2.8) 4/7
96	Angel VALDEZ SO	22.36 (0.4) 4/7
150	Josiah STROUP FR	22.73 (0.4) 4/7

<b>14</b>	<b>Florida Memorial</b>	<b>1:29.20</b>
LW: -- <span style="float:right">average 22.30</span>		
42	DeShawn FRAZIER FR	21.91 (0.1) 4/6
75	Jean SOUTIEN JR	22.20 () 2/17
101	Newton REID SO	22.39 (0.1) 4/6
144	Dominic LAMBERT FR	22.70 (0.1) 4/6

<b>15</b>	<b>Webber International (</b>	<b>1:29.84</b>
LW: -- <span style="float:right">average 22.46</span>		
62	Wiscardy EXAVIER FR	22.04 (0.1) 3/22
85	Jordan MURRELL FR	22.28 (1.3) 4/6
122	Wilhemson JEAN-PIERRE FR	22.56w (3.1) 3/16
189	Lorenzo NEWMAN FR	22.96 (-2.7) 3/30

<b>16</b>	<b>Bethel (Ind.)</b>	<b>1:29.93</b>
LW: -- <span style="float:right">average 22.48</span>		
54	Jamique MITCHELL JR	22.00w (2.8) 4/6
92	Thomas JACKSON FR	22.35 (1.9) 4/6
137	Noah WOOD SR	22.64w (2.3) 4/6
185	Ben ZUERCHER FR	22.94 (0.9) 4/6



# 2018 Outdoor Track & Field, Week #2

## Men's 400 Meters

<b>1</b>	<b>Wiley (Texas)</b>	<b>3:11.17</b>
LW: --		average 47.79
1	Rajay HAMILTON SR	46.59 3/16
2	Kimorie SHEARMAN SO	47.79 3/2
4	Marbeq EDGAR JR	47.86 3/2
18	Shevan PARKS SO	48.93 3/16

<b>2</b>	<b>Indiana Tech</b>	<b>3:16.48</b>
LW: --		average 49.12
10	Barthelemy PETER SO	48.56 3/30
12	Chale MCLEOD JR	48.60 3/30
28	Qadir MUHAMMAD SR	49.26 4/5
64	Xavier WILLIAMS JR	50.06 3/30

<b>3</b>	<b>Montreat (N.C.)</b>	<b>3:18.44</b>
LW: --		average 49.61
7	Ahmad PERRYMAN FR	48.25 3/30
32	Jared HENDERSON FR	49.37 3/15
60	Dalton CROSBY FR	50.01 3/30
109	Brad WILDER FR	50.81 3/30

<b>4</b>	<b>Webber International (</b>	<b>3:19.55</b>
LW: --		average 49.89
24	Wilhemson JEAN-PIERRE FR	49.12 3/30
30	Lilrobert WILSON SR	49.33 4/6
43	Wiscardy EXAVIER FR	49.68 3/22
137	Dominique BROOME SO	51.42 4/6

<b>5</b>	<b>Texas College</b>	<b>3:20.22</b>
LW: --		average 50.06
22	Jamison WOODEN FR	49.01 3/16
49	Jeremiah THOMPSON JR	49.82 3/23
72	Rokedrick ALLEN JR	50.19 3/2
122	Eddie SHOOTTS	51.20 2/23

<b>6</b>	<b>Westmont (Calif.)</b>	<b>3:20.29</b>
LW: --		average 50.07
29	Pieter TOP SO	49.30 4/6
42	William WARNER FR	49.66 3/22
98	Anthony COTA SR	50.66 3/22
99	Pedro PEREZ ESPINO SO	50.67 3/10

<b>7</b>	<b>William Carey (Miss.)</b>	<b>3:20.36</b>
LW: --		average 50.09
17	Brandon NORWOOD SO	48.85 4/6
46	Johnny TROTTER III SO	49.77 4/6
54	Eric STEPHENS FR	49.93 3/16
159	Xavier DANIELS FR	51.81 3/23

<b>8</b>	<b>Oregon Tech</b>	<b>3:21.53</b>
LW: --		average 50.38
21	Travis THOMAS SR	48.97 3/30
65	Angel VALDEZ SO	50.09 4/7
96	Josiah STROUP FR	50.61 4/7
165	Chris RAMIREZ FR	51.86 3/30

<b>9</b>	<b>Mobile (Ala.)</b>	<b>3:21.66</b>
LW: --		average 50.42
8	Keldrick EDWARDS FR	48.52 3/23
66	Dante SMITH FR	50.10 3/30
78	Edward BLAKELY FR	50.31 4/6
238	Ayrton NUBRET FR	52.73 4/6

<b>10</b>	<b>Truett-McConnell (Ga.)</b>	<b>3:21.87</b>
LW: --		average 50.47
61	Tyler BARBER SO	50.05 3/23
91	Sharod COBB FR	50.46 2/17
93	Donald BONNER SO	50.54 2/17
110	Alan COREUS FR	50.82 3/23

<b>11</b>	<b>Allen (S.C.)</b>	<b>3:22.20</b>
LW: --		average 50.55
34	Ishaq SMITH FR	49.39 3/15
74	Ricardo WRIGHT FR	50.28 4/7
89	Devante KINLAW JR	50.43 3/23
190	Malik LEWIS SO	52.10 3/23

<b>12</b>	<b>Northwest Christian (O</b>	<b>3:22.26</b>
LW: --		average 50.57
74	Josh MCCLUSKEY FR	50.28 4/6
83	Oren JOHNSON FR	50.37 3/10
90	Matthew JONES SO	50.44 3/2
120	Nicolas DELGADO FR	51.17 4/6

<b>13</b>	<b>Dillard (La.)</b>	<b>3:22.49</b>
LW: --		average 50.62
36	Iorenzo GORDON SR	49.42 3/30
88	Jaylen STAMPS SO	50.42 4/6
116	Connor DAILEY SO	51.10 3/16
146	Hampton CRAIG JR	51.55 3/23

<b>14</b>	<b>USC Beaufort (S.C.)</b>	<b>3:23.38</b>
LW: --		average 50.84
11	Prince SIMMONS SO	48.58 4/6
13	Darryl DUNHAM SR	48.63 3/29
--	Carter FREEMAN FR	52.96 3/23
--	Dementrius DAVIS JR	53.21 4/6

<b>15</b>	<b>Lindsey Wilson (Ky.)</b>	<b>3:23.80</b>
LW: --		average 50.95
25	Christian WHITEHEAD FR	49.20 4/6
37	Jaylyn MCMURRY FR	49.49 4/6
216	Kymani LAWRENCE FR	52.45 3/16
231	K'lan HARRIS SR	52.66 4/6

<b>16</b>	<b>Keiser (Fla.)</b>	<b>3:24.46</b>
LW: --		average 51.11
67	Carlos FERNANDEZ SR	50.11 4/6
106	Trevor NELSON SO	50.75 3/22
126	Arthur PREVOST FR	51.25 4/6
211	Denzel SOLTAU FR	52.35 3/14



# 2018 Outdoor Track & Field, Week #2

## Men's 800 Meters

<b>1</b>		<b>Westmont (Calif.)</b>	<b>7:42.89</b>
LW: --		average 1:55.72	
13	William WARNER	FR	1:54.61 3/31
23	Jacob GRANT	SR	1:55.88 4/7
25	Michael CONANT	SO	1:56.13 3/31
28	Michael OLDACH	SO	1:56.27 4/7

<b>2</b>		<b>Friends (Kan.)</b>	<b>7:44.48</b>
LW: --		average 1:56.12	
2	Isaac CLARK	SR	1:50.27 3/23
10	Jacob CLARK	SR	1:53.54 3/23
108	Isaac SPRAGUE	JR	1:59.84 4/8
139	Gabe KUHN	FR	2:00.83 3/23

<b>3</b>		<b>Northwestern (Iowa)</b>	<b>7:45.65</b>
LW: --		average 1:56.41	
14	Peter HOLLINGER	JR	1:54.67 3/23
22	Tim ROSE	SR	1:55.74 3/29
50	Aaron LEMON	SR	1:57.39 3/29
58	Hans EPP	SR	1:57.85 3/29

<b>4</b>		<b>Wiley (Texas)</b>	<b>7:45.94</b>
LW: --		average 1:56.48	
1	Marbeq EDGAR	JR	1:49.69 3/16
4	Shevan PARKS	SO	1:52.00 3/16
146	Darion DE LA ROSA	SR	2:01.29 3/23
225	Rajay HAMILTON	SR	2:02.96 3/16

<b>5</b>		<b>British Columbia</b>	<b>7:46.11</b>
LW: --		average 1:56.53	
20	Tanner GEARY	FR	1:55.37 4/7
29	Eric POLLARD	SR	1:56.37 3/30
42	Will RILEY	FR	1:57.13 3/30
46	Charlie DANNATT	FR	1:57.24 4/7

<b>6</b>		<b>Indiana Tech</b>	<b>7:49.04</b>
LW: --		average 1:57.26	
6	Luke RUNYAN	SR	1:52.59 3/30
64	Dillan CERNY	FR	1:57.98 4/5
90	Devonta BECKHAM	SR	1:59.19 3/15
91	Alex RODRIGUEZ	JR	1:59.28 3/15

<b>7</b>		<b>Eastern Oregon</b>	<b>7:50.20</b>
LW: --		average 1:57.55	
9	Michael SLAGOWSKI	FR	1:53.53 3/24
11	Thomas MORRELL III	SO	1:53.69 3/24
32	Alex NAVARRO	JR	1:56.57 3/24
--	Nick DUFFY	FR	2:06.41 3/24

<b>8</b>		<b>Indiana Wesleyan</b>	<b>7:50.76</b>
LW: --		average 1:57.69	
18	Joshua NEIDECK	SR	1:55.08 4/5
52	Michael OLSON	SR	1:57.42 3/23
81	Austin MILLER	FR	1:58.86 4/5
94	Noah SHIGLEY	FR	1:59.40 4/5

<b>9</b>		<b>Olivet Nazarene (Ill.)</b>	<b>7:50.79</b>
LW: --		average 1:57.70	
15	Wesley MEYER	SO	1:54.81 3/23
70	Tyler BANKS	FR	1:58.40 3/30
75	Aaron SWEDBERG	SO	1:58.65 3/30
83	Tyler GABRIELE	SR	1:58.93 3/30

<b>10</b>		<b>College of Idaho</b>	<b>7:53.33</b>
LW: --		average 1:58.33	
31	Dylan HAAS	SR	1:56.41 3/30
60	Josh FREY	SO	1:57.89 3/30
96	Quinn RADBOURNE	JR	1:59.42 3/30
105	Collin TRACY	JR	1:59.61 3/30

<b>11</b>		<b>Siena Heights (Mich.)</b>	<b>7:56.16</b>
LW: --		average 1:59.04	
5	Brent RODDEN	JR	1:52.53 4/6
126	Jordan PARKINSON	FR	2:00.45 4/6
159	Jareb DUGGAN	SO	2:01.54 4/6
163	Liam HEANEY	FR	2:01.64 4/6

<b>12</b>		<b>Webber International (</b>	<b>7:56.30</b>
LW: --		average 1:59.08	
7	Sean TRAINOR	JR	1:52.84 2/17
78	Lilrobert WILSON	SR	1:58.70 3/10
152	Michael BRAXTON	SR	2:01.42 3/22
240	Alvaro RIVADENEIRA	JR	2:03.34 4/6

<b>13</b>		<b>Montreat (N.C.)</b>	<b>7:56.83</b>
LW: --		average 1:59.21	
29	Elijah MITCHELL	JR	1:56.37 4/6
67	Tom HANKE	FR	1:58.24 3/30
109	Caleb SILVER	FR	1:59.85 3/15
200	Brien LANCASTER	SR	2:02.37 3/30

<b>14</b>		<b>Shawnee State (Ohio)</b>	<b>7:59.97</b>
LW: --		average 1:59.99	
59	Seth FARMER	SO	1:57.87 3/23
111	Hunter BENNINGTON	FR	1:59.90 3/15
138	Thryceton DECKARD	FR	2:00.78 3/23
152	Jacob KEMPER	SO	2:01.42 3/23

<b>15</b>		<b>Lewis-Clark State (Idah</b>	<b>8:00.30</b>
LW: --		average 2:00.07	
16	Thomas WEAKLAND	FR	1:54.99 3/17
76	Guillaume CORNELOUP	JR	1:58.66 3/17
224	Cooper HANEY	FR	2:02.95 3/17
243	Louie ONDO	SO	2:03.70 3/17

<b>16</b>		<b>Grace (Ind.)</b>	<b>8:00.64</b>
LW: --		average 2:00.16	
68	Sam HALL	JR	1:58.32 4/7
97	Jonathan BALDA	FR	1:59.43 3/22
120	Brady WILLARD	FR	2:00.33 3/22
207	Brendan HAMILTON	JR	2:02.56 3/22



# 2018 Outdoor Track & Field, Week #2

## Men's 1500 Meters

<b>1</b>	<b>British Columbia</b>	<b>15:34.3</b>
LW: -- <i>average 3:53.58</i>		

2	Kieran LUMB	SO	3:50.14	3/30
4	John GAY	SR	3:51.28	3/30
9	Tyler DOZZI	FR	3:55.60	3/30
10	Charlie DANNATT	FR	3:57.32	3/30

<b>2</b>	<b>Southern Oregon</b>	<b>16:04.3</b>
LW: -- <i>average 4:01.08</i>		

23	Kevin POTERACKE	SR	4:00.18	4/7
27	Ryan ALEXANDER	JR	4:01.04	3/16
28	Noah OBERITTER	JR	4:01.05	3/16
34	Ray SCHIREMAN	SR	4:02.07	3/16

<b>3</b>	<b>Eastern Oregon</b>	<b>16:05.4</b>
LW: -- <i>average 4:01.35</i>		

22	Michael SLAGOWSKI	FR	3:59.94	3/17
23	Thomas MORRELL III	SO	4:00.18	3/17
35	Dustin ZIMMERLY	SO	4:02.28	3/24
40	Lane INWARDS	JR	4:03.02	3/24

<b>4</b>	<b>Shawnee State (Ohio)</b>	<b>16:12.5</b>
LW: -- <i>average 4:03.13</i>		

3	Seth FARMER	SO	3:50.50	3/30
59	Thryceton DECKARD	FR	4:04.74	3/15
75	Ethan RICHTER	SR	4:07.18	3/15
114	Hunter BENNINGTON	FR	4:10.08	3/15

<b>5</b>	<b>Westmont (Calif.)</b>	<b>16:14.5</b>
LW: -- <i>average 4:03.63</i>		

5	Michael OLDACH	SO	3:52.70	4/7
39	Thomas HAMLIN	SR	4:02.93	4/7
56	Blake FONDA	JR	4:04.60	3/22
158	David PETERSON	JR	4:14.30	3/31

<b>6</b>	<b>Lewis-Clark State (Idah)</b>	<b>16:20.8</b>
LW: -- <i>average 4:05.21</i>		

11	Thomas WEAKLAND	FR	3:57.52	3/17
18	Guillaume CORNELOUP	JR	3:59.36	3/22
90	Cooper HANEY	FR	4:08.30	3/22
178	Laithan BRIANT	JR	4:15.66	3/17

<b>7</b>	<b>Cumberlands (Ky.)</b>	<b>16:22.1</b>
LW: -- <i>average 4:05.53</i>		

15	Nicolas GRANDPERRIN	SO	3:58.70	3/30
19	Lucas HUELVAN	SO	3:59.55	3/15
37	Benjamin CALL	SR	4:02.62	3/30
--	James MACPHERSON	SR	4:21.27	3/15

<b>8</b>	<b>Rocky Mountain (Mont)</b>	<b>16:23.8</b>
LW: -- <i>average 4:05.96</i>		

6	Isaac PETSCH	JR	3:53.94c	(3:56.58)	3/30
78	Fred PETSCH	SR	4:07.22c	(4:10.01)	3/30
83	Jackson DUFFEY	FR	4:07.69c	(4:10.49)	3/30
166	George BEDDOW	FR	4:14.98c	(4:18.49)	3/24

<b>9</b>	<b>College of Idaho</b>	<b>16:24.6</b>
LW: -- <i>average 4:06.17</i>		

48	Josh FREY	SO	4:03.59	3/30
63	Quinn RADBOURNE	JR	4:05.23	3/17
77	Dylan HAAS	SR	4:07.20	3/30
94	Cole CAMPBELL	FR	4:08.65	3/17

<b>10</b>	<b>Embry-Riddle (Ariz.)</b>	<b>16:26.0</b>
LW: -- <i>average 4:06.52</i>		

64	Grady KERST	FR	4:05.26	3/23
71	Nicholas HERNANDEZ	FR	4:06.34	3/23
79	Vincent ARMINIO	SR	4:07.23	3/10
80	Jordan BRAMBLETT	JR	4:07.24	3/23

<b>11</b>	<b>The Master's (Calif.)</b>	<b>16:32.0</b>
LW: -- <i>average 4:08.01</i>		

70	Stephen PACHECO	SO	4:06.01	3/17
91	Wesley METHUM	FR	4:08.40	3/17
92	Kevin PACHECO	FR	4:08.53	3/17
101	Joshua NUNEZ	SO	4:09.10	4/7

<b>12</b>	<b>Olivet Nazarene (Ill.)</b>	<b>16:32.3</b>
LW: -- <i>average 4:08.08</i>		

69	Matt MEEHAN	JR	4:05.92	4/6
89	Tyler GABRIELE	SR	4:08.07	4/6
95	Andrew MORGAN	FR	4:08.68	3/23
108	Wesley MEYER	SO	4:09.64	3/30

<b>13</b>	<b>Saint Mary (Kan.)</b>	<b>16:33.0</b>
LW: -- <i>average 4:08.26</i>		

26	Philip LAGEMANN	JR	4:00.67	3/23
76	Tegan MICHAEL	SR	4:07.19	3/23
87	Eric VAZQUEZ	FR	4:08.02	3/23
207	Jermie JOHNSON	SR	4:17.16	3/31

<b>14</b>	<b>Milligan (Tenn.)</b>	<b>16:34.4</b>
LW: -- <i>average 4:08.62</i>		

16	Nathan BAKER	FR	3:58.86	3/15
72	Mitch BRONSTETTER	SO	4:06.59	3/15
106	Tim THACKER	FR	4:09.42	3/15
--	Sam WEHNER	SO	4:19.60	3/30

<b>15</b>	<b>Mount Mercy (Iowa)</b>	<b>16:37.8</b>
LW: -- <i>average 4:09.47</i>		

42	James LINDSTROM	JR	4:03.14	4/4
60	Colton FORSTER	JR	4:04.92c	(4:24.52(1)) 3/16
141	Aaron GOLDING	SO	4:12.94	4/4
199	Michael MARSHALL	JR	4:16.88	4/4

<b>16</b>	<b>Northwestern (Iowa)</b>	<b>16:43.4</b>
LW: -- <i>average 4:10.86</i>		

8	Tim ROSE	SR	3:54.68	3/23
57	Peter HOLLINGER	JR	4:04.72	3/29
224	Hans EPP	SR	4:18.43	3/29
--	Joshua STARR	FR	4:25.61	3/29





# 2018 Outdoor Track & Field, Week #2

## Men's Steeplechase

### 1 Shawnee State (Ohio) 41:00.0

LW: -- *average 10:15.01*

7	Parker BLAIN	SR	9:43.88	4/6
27	Mark SCOTT	SO	10:09.62	4/6
49	Hunter BENNINGTON	FR	10:23.30	3/9
65	Andrew POLANCO	SR	10:43.25	3/9

### 2 Indiana Wesleyan 41:53.6

LW: -- *average 10:28.42*

18	Landon MILLER	FR	10:02.19	4/7
33	Caleb JOY	SO	10:13.80	4/7
67	Caleb SMITH	SR	10:43.51	4/7
76	Tyler ANDERSON	JR	10:54.19	4/7



# 2018 Outdoor Track & Field, Week #2

## Men's 5000 Meters

<b>1</b>	<b>British Columbia</b>	<b>59:23.4</b>
LW: --		average 14:50.85
1	Tyler DOZZI <b>FR</b>	14:31.62 4/6
2	John GAY <b>SR</b>	14:33.02 4/6
10	Max TRUMMER <b>JR</b>	14:56.76 4/6
40	Thomas BROATCH <b>SO</b>	15:22.02 4/6

<b>2</b>	<b>College of Idaho</b>	<b>1:1:02.</b>
LW: --		average 15:15.60
19	Alex MARTIN <b>SO</b>	15:08.03 3/30
30	Erik NORDQUIST <b>SO</b>	15:17.72 3/30
31	Cole CAMPBELL <b>FR</b>	15:17.80 3/30
34	Quinn RADBOURNE <b>JR</b>	15:18.84 3/30

<b>3</b>	<b>Westmont (Calif.)</b>	<b>1:1:55.</b>
LW: --		average 15:28.95
5	Michael OLDACH <b>SO</b>	14:47.22 3/31
58	Blake FONDA <b>JR</b>	15:35.61 3/31
70	Nicholas SWIDER <b>SR</b>	15:42.99 4/7
90	David PETERSON <b>JR</b>	15:49.98 3/10

<b>4</b>	<b>Southern Oregon</b>	<b>1:1:58.</b>
LW: --		average 15:29.63
21	Noah OBERITTER <b>JR</b>	15:09.85 3/30
46	Ryan ALEXANDER <b>JR</b>	15:23.56 3/30
63	Caleb DIAZ <b>SR</b>	15:36.46 3/16
83	Kevin VANDYKE <b>SO</b>	15:48.64 3/24

<b>5</b>	<b>Saint Mary (Kan.)</b>	<b>1:2:10.</b>
LW: --		average 15:32.54
26	Philip LAGEMANN <b>JR</b>	15:12.04 3/16
54	Luke SKINNER <b>FR</b>	15:32.82 3/16
61	Christian GRAHAM <b>SR</b>	15:35.95 3/16
88	Tegan MICHAEL <b>SR</b>	15:49.35 3/16

<b>6</b>	<b>Shawnee State (Ohio)</b>	<b>1:2:40.</b>
LW: --		average 15:40.21
55	Josh METZUNG <b>FR</b>	15:33.10 3/15
62	Owen REEHER <b>SO</b>	15:36.41 3/9
73	Steven ADAMS <b>SO</b>	15:45.49 3/31
75	Hunter HOOVER <b>FR</b>	15:45.83 4/7

<b>7</b>	<b>Indiana Wesleyan</b>	<b>1:2:47.</b>
LW: --		average 15:41.94
24	Jesse SAXTON <b>FR</b>	15:11.29 3/23
76	Adam FIELDS <b>SO</b>	15:46.17 4/7
91	Josh BROCATTO <b>SO</b>	15:50.36 4/7
114	Garrett MCKEE <b>FR</b>	15:59.93 4/7

<b>8</b>	<b>Cornerstone (Mich.)</b>	<b>1:2:56.</b>
LW: --		average 15:44.01
18	Doug HOLLETT <b>JR</b>	15:07.48 3/9
59	Joey DEBOER <b>JR</b>	15:35.66 4/6
97	Ryan KOONTZ <b>FR</b>	15:53.04 3/9
167	Denver DANIEL <b>FR</b>	16:19.85 4/6

<b>9</b>	<b>Mount Mercy (Iowa)</b>	<b>1:3:00.</b>
LW: --		average 15:45.16
22	Colton FORSTER <b>JR</b>	15:10.89 3/16
41	James LINDSTROM <b>JR</b>	15:22.08 3/16
125	Michael MARSHALL <b>JR</b>	16:03.87 3/16
183	Cameron STEFFENS <b>FR</b>	16:23.79 3/16

<b>10</b>	<b>Embry-Riddle (Ariz.)</b>	<b>1:3:17.</b>
LW: --		average 15:49.27
49	Matthew SIEGEL <b>SO</b>	15:28.96 3/10
68	Jordan BRAMBLETT <b>JR</b>	15:40.74 3/10
123	Nicholas HERNANDEZ <b>FR</b>	16:03.26 4/7
126	Noah KROEZE <b>JR</b>	16:04.11 4/7

<b>11</b>	<b>Marian (Ind.)</b>	<b>1:3:22.</b>
LW: --		average 15:50.58
43	Lucas SULLIVAN <b>JR</b>	15:22.49 4/6
104	Conor SMITH <b>SO</b>	15:55.10 4/6
105	Marcus FIEREK <b>SO</b>	15:55.50 3/30
132	Jackson NAYLOR-COOK <b>SR</b>	16:09.22 4/6

<b>12</b>	<b>Rocky Mountain (Mont)</b>	<b>1:3:35.</b>
LW: --		average 15:53.84
51	Isaac PETSCH <b>JR</b>	15:29.18 (15:44.06) 3/24
66	Jackson DUFFEY <b>FR</b>	15:37.44 (15:52.45) 3/24
139	Shane KETCHUM <b>SO</b>	16:10.73 (16:26.27) 3/24
163	Eddie LOUGHRAN <b>JR</b>	16:17.99 (16:33.65) 3/24

<b>13</b>	<b>Lewis-Clark State (Idah)</b>	<b>1:3:36.</b>
LW: --		average 15:54.10
16	Cole OLSEN <b>FR</b>	15:06.90 3/17
48	Jonny HANDEL <b>JR</b>	15:28.17 3/22
164	Peter SPENCER <b>JR</b>	16:18.04 3/17
244	Dylan JOHNSON <b>JR</b>	16:43.28 3/17

<b>14</b>	<b>Columbia (Mo.)</b>	<b>1:3:38.</b>
LW: --		average 15:54.68
11	Tyler LAWSON <b>JR</b>	14:57.47 3/31
94	Travis LINE <b>SO</b>	15:52.25 3/31
169	Tristan BAZE <b>FR</b>	16:20.51 3/31
199	Alex KRIEG <b>FR</b>	16:28.48 3/31


<b>15</b>	<b>Olivet Nazarene (Ill.)</b>	<b>1:3:45.</b>
LW: --		average 15:56.40
44	Zach HULLIBERGER <b>SR</b>	15:22.96 3/31
109	Mark KOUCHOUKOS <b>SO</b>	15:57.48 3/31
141	Timmy SMITH <b>SR</b>	16:11.48 3/31
150	Colin PICKERING <b>SO</b>	16:13.68 4/6

<b>16</b>	<b>Reinhardt (Ga.)</b>	<b>1:3:48.</b>
LW: --		average 15:57.25
32	Jose DIAZ <b>JR</b>	15:17.85 3/23
38	Jackson HELFRICH <b>SO</b>	15:21.26 4/6
100	Warren TAYLOR <b>FR</b>	15:54.14 3/23
--	Austin BRENNAN <b>JR</b>	17:15.74 4/6




# 2018 Outdoor Track & Field, Week #2

## Men's 10,000 Meters

**1**  **Indiana Wesleyan** **2:11:35**  
 LW: -- *average 32:53.80*


7	Chris MAXON	FR	32:04.01	3/23
20	Josh BROCATTO	SO	32:46.58	3/23
23	Adam FIELDS	SO	32:59.71	3/23
46	Garrett MCKEE	FR	33:44.91	3/23

**2**  **Missouri Valley** **2:12:37**  
 LW: -- *average 33:09.42*


12	Victor REVELES	SR	32:19.70	4/6
17	Derek WILSON	SR	32:37.00	4/6
49	Geovani GARCIA	JR	33:48.10	4/6
52	Ulises ORTIZ	SR	33:52.90	4/6

**3** **Shawnee State (Ohio)** **2:12:41**  
 LW: -- *average 33:10.39*

6	Owen REEHER	SO	32:00.79	3/31
15	Steven ADAMS	SO	32:33.45	3/15
16	Josh METZUNG	FR	32:35.08	3/31
88	Chris PARSONS	FR	35:32.23	3/31

**4**  **Indiana Tech** **2:13:30**  
 LW: -- *average 33:22.68*


13	Cayce GRIFFIN	JR	32:26.32	3/31
38	Lukas BRANT	JR	33:29.12	3/31
41	AJ CAMBRON	FR	33:35.87	3/31
55	Christian CORRION	JR	33:59.40	3/31

**5**  **College of Idaho** **2:13:38**  
 LW: -- *average 33:24.71*


32	Alex MARTIN	SO	33:24.59	3/17
33	Marcos CERVANTES	SO	33:24.72	3/17
34	Jerry CELESTINO	JR	33:24.73	3/17
35	Erik NORDQUIST	SO	33:24.79	3/17

**6** **Cumberland (Tenn.)** **2:17:06**  
 LW: -- *average 34:16.60*

43	Christopher SWANN	JR	33:37.75	3/23
51	Jerry ROJAS	SO	33:50.90	3/16
61	Nate MIHNOVICH	FR	34:15.63	3/16
80	Carlos TIRADO	JR	35:22.13	3/23

**7**  **Milligan (Tenn.)** **2:18:30**  
 LW: -- *average 34:37.69*


59	Cory AULICH	SO	34:11.01	3/30
60	Tyler BATES	FR	34:11.40	3/30
69	Sam BRATTON	SR	34:37.60	3/30
86	Hunter LEWIS	JR	35:30.76	3/30

**8**  **Webber International (** **2:27:13**  
 LW: -- *average 36:48.38*

56	Sean TRAINOR	JR	34:05.69	3/10
95	Alvaro RIVADENEIRA	JR	36:09.29	3/10
100	A GUARDASCIONE-WOLF	FR	36:39.31	3/10
122	Trequan MORELAND	SR	40:19.21	3/22

**9**  **William Woods (Mo.)** **2:27:35**  
 LW: -- *average 36:53.79*

68	Nathaniel OGDEN	FR	34:36.07	3/31
106	Matt FRINGER	SO	37:19.86	3/31
108	Charlie SCHATTGEN	SO	37:31.93	3/31
114	Jamie PORTER	JR	38:07.29	3/31

**10**  **Concordia (Neb.)** **2:34:47**  
 LW: -- *average 38:41.78*

105	Cody WILLIAMS	FR	37:10.29	3/22
112	Christian WATTERS	FR	37:50.84	3/22
119	Zach POTRATZ	FR	39:26.24	3/22
123	Jayden GRAHAM	FR	40:19.76	3/22





# 2018 Outdoor Track & Field, Week #2

## Men's 110 Meter Hurdles

<b>1</b>	<b>Edward Waters (Fla.)</b>	<b>1:02.01</b>
LW: --	<i>average 15.50</i>	

<b>10</b>	Carl ELLIOT, III	SO	<b>14.67</b>	(-0.5)	2/24
<b>22</b>	Mikevion HALL	JR	<b>15.07</b>	(2.0)	3/3
<b>69</b>	Jakori DUFFY	SO	<b>15.86</b>	(2.0)	3/3
<b>107</b>	Jourdan BELL	FR	<b>16.41</b>	(-2.4)	3/10

<b>2</b>	<b>Keiser (Fla.)</b>	<b>1:02.93</b>
LW: --	<i>average 15.73</i>	

<b>2</b>	Chris GRINLEY	SO	<b>14.17</b>	(0.9)	3/16
<b>75</b>	Austin CHA	FR	<b>15.92</b>	(0.6)	4/6
<b>96</b>	Carlos FERNANDEZ	SR	<b>16.29w</b>	(3.3)	4/6
<b>117</b>	Arthur PREVOST	FR	<b>16.55w</b>	(2.4)	4/6

<b>3</b>	<b>Corban (Ore.)</b>	<b>1:03.14</b>
LW: --	<i>average 15.79</i>	

<b>9</b>	Nathan MARTIN	SR	<b>14.63</b>	(1.6)	3/24
<b>69</b>	Michael SCHMIDT	SO	<b>15.86</b>	(1.1)	3/10
<b>99</b>	Jason BRACKEN	SR	<b>16.32</b>	(1.1)	3/10
<b>102</b>	Reagan SHIRA	SO	<b>16.33</b>	(1.6)	3/24

<b>4</b>	<b>Tennessee Wesleyan</b>	<b>1:03.35</b>
LW: --	<i>average 15.84</i>	

<b>15</b>	Nic PALMER	SO	<b>14.89</b>	(1.3)	3/30
<b>55</b>	Jon LITERSKI	SO	<b>15.70</b>	(0.0)	3/23
<b>80</b>	Dillan ELKINS	SO	<b>16.00</b>	(0.6)	3/30
<b>125</b>	Trevon SANDERS	FR	<b>16.76</b>	(1.5)	3/23

<b>5</b>	<b>Doane (Neb.)</b>	<b>1:03.76</b>
LW: --	<i>average 15.94</i>	

<b>55</b>	Zach HICKMAN	SR	<b>15.70</b>	(1.9)	4/5
<b>58</b>	Jake LONG	FR	<b>15.72</b>	(1.9)	4/5
<b>83</b>	Nate STOLZE	SO	<b>16.02w</b>	(3.2)	4/5
<b>99</b>	Michael LUCAS	SR	<b>16.32w</b>	(3.2)	4/5

<b>6</b>	<b>Westmont (Calif.)</b>	<b>1:04.02</b>
LW: --	<i>average 16.01</i>	

<b>50</b>	Pieter TOP	SO	<b>15.59</b>	(0.0)	3/22
<b>75</b>	Anthony COTA	SR	<b>15.92</b>	(0.0)	3/22
<b>86</b>	Zackary NELSON	FR	<b>16.06</b>	(1.3)	3/31
<b>110</b>	Jackson NEMITZ	JR	<b>16.45</b>	(0.0)	3/22

<b>7</b>	<b>Cumberlands (Ky.)</b>	<b>1:04.49</b>
LW: --	<i>average 16.12</i>	

<b>14</b>	Hunter MINIARD	SO	<b>14.87</b>	(1.3)	3/30
<b>78</b>	Andrew JOHNSON	SR	<b>15.96w</b>	(2.7)	3/30
<b>116</b>	JP WAGONER	SO	<b>16.53w</b>	(2.7)	3/30
<b>137</b>	John MCCOY	FR	<b>17.13w</b>	(2.7)	3/30

<b>8</b>	<b>USC Beaufort (S.C.)</b>	<b>1:06.78</b>
LW: --	<i>average 16.69</i>	

<b>33</b>	Dementrius DAVIS	JR	<b>15.23</b>	(1.9)	3/23
<b>130</b>	Elyjah BROWN	FR	<b>16.85</b>	(-1.1)	3/10
<b>141</b>	Delvin FOLSTON	SO	<b>17.22</b>	(-0.9)	4/6
<b>147</b>	Carter FREEMAN	FR	<b>17.48</b>	(-1.0)	2/24

<b>9</b>	<b>Friends (Kan.)</b>	<b>1:07.01</b>
LW: --	<i>average 16.75</i>	

<b>98</b>	Bryce STEGMAN	FR	<b>16.30w</b>	(4.4)	3/16
<b>118</b>	Cadin GUSTAFSON	FR	<b>16.55w</b>	(4.4)	3/16
<b>128</b>	Trey BELLOWS	SO	<b>16.84w</b>	(4.5)	4/8
<b>145</b>	Noah MYERS	FR	<b>17.32w</b>	(4.2)	3/21


<b>10</b>	<b>Lewis-Clark State (Idah)</b>	<b>1:07.61</b>
LW: --	<i>average 16.90</i>	

<b>18</b>	Joel BOOZER	SR	<b>14.96</b>	(0.0)	3/17
<b>110</b>	Owen LANNING	JR	<b>16.45</b>	(-1.4)	3/17
<b>147</b>	Falk THIEME	JR	<b>17.48</b>	(-1.4)	3/17
<b>160</b>	Mika RIVES	FR	<b>18.72</b>	(1.1)	3/22



# 2018 Outdoor Track & Field, Week #2


## Men's 400 Meter Hurdles

**1**  **Doane (Neb.)** **3:45.51**  
 LW: -- *average 56.38*

26	Turner HILL	JR	55.74	4/5
31	Zach HICKMAN	SR	56.08	4/5
34	Logan HAMMOND	FR	56.10	4/5
60	Jake LONG	FR	57.59	4/5

**2** **Edward Waters (Fla.)** **3:47.75**  
 LW: -- *average 56.94*


14	Mikevion HALL	JR	54.84	3/22
24	Jourdan BELL	FR	55.68	3/22
66	Andy FRANCOIS	SO	57.90	3/10
95	Jakori DUFFY	SO	59.33	2/24

**3**  **Hastings (Neb.)** **3:54.61**  
 LW: -- *average 58.65*


21	Jonathan FLIGHT	FR	55.53	4/5
73	Garrett FOST	FR	58.21	4/5
91	Douglas LAMPRECHT	FR	59.19	3/30
135	Nick EDWARDS	FR	1:01.68	3/30

**4** **Truett-McConnell (Ga.)** **3:56.22**  
 LW: -- *average 59.06*


19	Donald BONNER	SO	55.35	3/23
31	Sharod COBB	FR	56.08	3/23
143	Jabari WILLIAMS	FR	1:02.20	4/6
147	Race HUDSON	FR	1:02.59	3/10

**5**  **Cumberlands (Ky.)** **3:56.36**  
 LW: -- *average 59.09*


8	Hunter MINIARD	SO	54.12	3/15
84	JP WAGONER	SO	58.74	3/30
111	Andrew JOHNSON	SR	59.98	3/30
161	John MCCOY	FR	1:03.52	3/30

**6**  **Carroll (Mont.)** **3:57.96**  
 LW: -- *average 59.49*

50	Daniel PENDERGAST	JR	57.13cA	(57.02)	3/30
81	Kyle NICKOL	SR	58.50cA	(58.39)	3/30
98	Bryce GREEN	SO	59.46cA	(59.35)	3/30
151	Keven KAILEY	JR	1:02.87c	(1:02.76)	3/30

**7**  **Concordia (Neb.)** **3:58.87**  
 LW: -- *average 59.72*

76	Cody WILLIAMS	FR	58.28	4/5
77	Henry REIMER	FR	58.32	4/5
88	Benjamin HULETT	SR	58.97	4/5
157	Samuel FERGUSON	JR	1:03.30	4/5

**8**  **Northwestern (Iowa)** **3:59.78**  
 LW: -- *average 59.95*

16	Calvin KORVER	SO	55.24	3/29
86	Kyle BAKKER	SO	58.76	3/29
148	Cole DERUYTER	FR	1:02.70	3/29
154	Matthew JOHNSON	JR	1:03.08	3/29

**9** **Warner (Fla.)** **4:13.93**  
 LW: -- *average 1:03.48*

53	William SLADE	FR	57.38	3/2
108	Jelee SWIFT	SO	59.83	3/16
183	Tyree PARKS	FR	1:06.76	3/2
197	Nicholas DOUGLAS	JR	1:09.96	3/10

**10** **Reinhardt (Ga.)** **4:14.19**  
 LW: -- *average 1:03.55*

27	Arius GILSTRAP	SO	55.80	4/6
65	Samuel MCDADE	JR	57.81	3/30
121	Robert JORDAN	FR	1:00.88	3/30
203	Dustin NELSON	SR	1:19.70	4/6

**11** **Williams Baptist (Ark.)** **4:27.39**  
 LW: -- *average 1:06.85*

165	Marlon BENEVIDES	SR	1:03.82	3/30
175	Jacob WHITTLE	FR	1:04.94	3/30
193	John FAIRRISS	SR	1:08.95	3/30
196	John GUYTON	SO	1:09.68	3/30



# 2018 Outdoor Track & Field, Week #2

## Men's 5000m Race Walk

**1**

**West Virginia Tech**

**1:31:47**

LW: --

*average 22:56.92*

1	Anthony GRUTTADAURO	SO	21:34.02	3/30
2	Luke JOBSON	JR	22:02.35	3/30
4	Steven SMITH	FR	22:33.60	3/30
9	Alex LIM	FR	25:37.71	3/30



# 2018 Outdoor Track & Field, Week #2









## Men's High Jump

<b>1</b>		<b>Doane (Neb.)</b>	<b>7.64m</b>	<b>25-3/4</b>
LW: --		<i>average 1.91m</i>		6-3/4
14	Austin BECKER	JR	1.98m	6-6 3/30
34	Greg GASTON	FR	1.93m	6-4 3/30
41	Corey BIRD	JR	1.90m	6-2 3/4 4/5
84	James PRESTON	SR	1.83m	6-0 3/30
<b>2</b>		<b>Bethel (Ind.)</b>	<b>7.45m</b>	<b>24-5 1/4</b>
LW: --		<i>average 1.86m</i>		6-1 1/4
20	Jonah LESTER	FR	1.95m	6-4 3/4 4/6
20	Matt MCCOWN	FR	1.95m	6-4 3/4 4/6
65	Jason FOSTER	SO	1.85m	6- 3/4 4/6
141	Ezra GRIFFITH	JR	1.70m	5-7 4/6
<b>2</b>		<b>Westmont (Calif.)</b>	<b>7.45m</b>	<b>24-5 1/4</b>
LW: --		<i>average 1.86m</i>		6-1 1/4
5	Anthony COTA	SR	2.05m	6-8 3/4 4/6
62	Jackson NEMITZ	JR	1.86m	6-1 3/4 3/22
98	Zackary NELSON	FR	1.80m	5-10 3/4 3/31
136	Pieter TOP	SO	1.74m	5-8 1/2 3/22
<b>4</b>		<b>Corban (Ore.)</b>	<b>7.39m</b>	<b>24-3</b>
LW: --		<i>average 1.85m</i>		6- 3/4
32	Jason BRACKEN	SR	1.94m	6-4 3/4 3/27
65	Michael SCHMIDT	SO	1.85m	6- 3/4 3/27
88	Jett SOBOTTA	FR	1.82m	5-11 1/2 3/15
114	Forest ZUBALY	SO	1.78m	5-10 3/3
<b>5</b>		<b>Milligan (Tenn.)</b>	<b>7.31m</b>	<b>23-11 3/4</b>
LW: --		<i>average 1.83m</i>		6-0
40	Mark STAIR	SR	1.91m	6-3 3/4 4/6
98	Mike FEATHERSTON	SO	1.80m	5-10 3/4 3/30
98	Jarad TURPEN	SO	1.80m	5-10 3/4 3/30
98	Tons FERGUSON	SO	1.80m	5-10 3/4 3/30
<b>6</b>		<b>Dickinson State (N.D.)</b>	<b>7.05m</b>	<b>23-1 1/2</b>
LW: --		<i>average 1.76m</i>		5-9 3/4
98	Zach GIRARD	SR	1.80m	5-10 3/4 3/24
128	Cleet WRZESINSKI	FR	1.75m	5-8 3/4 3/24
128	Jared STEINBEISER	FR	1.75m	5-8 3/4 3/24
128	Tommy SEASE	JR	1.75m	5-8 3/4 3/24



# 2018 Outdoor Track & Field, Week #2

## Men's Pole Vault

<b>1</b>		<b>Doane (Neb.)</b>	<b>17.75m</b>	<b>58-2<sup>3</sup>/<sub>4</sub></b>
LW: --			<i>average 4.44m</i>	14-6 <sup>3</sup> / <sub>4</sub>
5	Andrew KLEIN	SR	4.70m	15-5 3/30
18	Drew MCCLELLAN	JR	4.45m	14-7 <sup>1</sup> / <sub>2</sub> 4/5
37	Dustin AXLINE	SR	4.30m	14-1 <sup>1</sup> / <sub>2</sub> 3/30
37	Julius DICKMANDER	SO	4.30m	14-1 <sup>1</sup> / <sub>2</sub> 3/30
<b>2</b>		<b>Concordia (Neb.)</b>	<b>17.74m</b>	<b>58-2<sup>1</sup>/<sub>2</sub></b>
LW: --			<i>average 4.44m</i>	14-6 <sup>1</sup> / <sub>2</sub>
16	Tucker PLATT	FR	4.51m	14-9 <sup>1</sup> / <sub>2</sub> 3/30
16	Tyrell REICHERT	JR	4.51m	14-9 <sup>1</sup> / <sub>2</sub> 3/30
30	Logan CRAIG	FR	4.36m	14-3 <sup>1</sup> / <sub>2</sub> 3/30
30	Dalton BERRY	FR	4.36m	14-3 <sup>1</sup> / <sub>2</sub> 3/30
<b>3</b>		<b>Aquinas (Mich.)</b>	<b>17.62m</b>	<b>57-9<sup>3</sup>/<sub>4</sub></b>
LW: --			<i>average 4.41m</i>	14-5 <sup>3</sup> / <sub>4</sub>
9	Scott BERZLEY	JR	4.63m	15-2 <sup>1</sup> / <sub>2</sub> 4/6
9	Curtis BELL	SR	4.63m	15-2 <sup>1</sup> / <sub>2</sub> 4/6
47	Aaron HODGES	SR	4.18m	13-8 <sup>1</sup> / <sub>2</sub> 4/6
47	Ezra FAUST	FR	4.18m	13-8 <sup>1</sup> / <sub>2</sub> 4/6
<b>4</b>		<b>Hastings (Neb.)</b>	<b>17.05m</b>	<b>55-11<sup>1</sup>/<sub>4</sub></b>
LW: --			<i>average 4.26m</i>	13-11 <sup>1</sup> / <sub>4</sub>
18	Ty JOHNSON	JR	4.45m	14-7 <sup>1</sup> / <sub>2</sub> 3/30
37	Travis KLEEB	SO	4.30m	14-1 <sup>1</sup> / <sub>2</sub> 3/30
37	Lane KNISLEY	FR	4.30m	14-1 <sup>1</sup> / <sub>2</sub> 4/5
61	Zack PETERSON	SR	4.00m	13-1 <sup>1</sup> / <sub>2</sub> 4/5
<b>5</b>		<b>Westmont (Calif.)</b>	<b>17.03m</b>	<b>55-10<sup>1</sup>/<sub>2</sub></b>
LW: --			<i>average 4.26m</i>	13-11 <sup>1</sup> / <sub>2</sub>
5	Seth WILMOTH	FR	4.70m	15-5 4/6
27	Brett SHAGENA	SR	4.41m	14-5 <sup>1</sup> / <sub>2</sub> 3/31
53	Jackson NEMITZ	JR	4.11m	13-5 <sup>1</sup> / <sub>2</sub> 3/31
75	Jacob TRAPP	SR	3.81m	12-6 2/24
<b>6</b>		<b>Central Methodist (Mo.)</b>	<b>16.55m</b>	<b>54-3<sup>1</sup>/<sub>2</sub></b>
LW: --			<i>average 4.14m</i>	13-6 <sup>3</sup> / <sub>4</sub>
12	Peyton BESAND	SO	4.60m	15-1 4/7
54	Joshua BROADUS	JR	4.10m	13-5 <sup>1</sup> / <sub>2</sub> 3/17
61	Robert JERRICK	FR	4.00m	13-1 <sup>1</sup> / <sub>2</sub> 3/31
70	Daniel PUGH	JR	3.85m	12-7 <sup>1</sup> / <sub>2</sub> 4/7
<b>7</b>		<b>USC Beaufort (S.C.)</b>	<b>15.85m</b>	<b>52-0</b>
LW: --			<i>average 3.96m</i>	13-0
4	Jonathan GRAHAM	JR	4.72m	15-5 <sup>1</sup> / <sub>2</sub> 3/17
33	Jacob HUTCHINSON	JR	4.35m	14-3 <sup>1</sup> / <sub>2</sub> 3/23
99	Andrew SMITH	SO	3.43m	11-3 3/17
102	Quinton FERGUSON	SR	3.35m	10-11 <sup>1</sup> / <sub>2</sub> 3/28
<b>8</b>		<b>Lewis-Clark State (Idah)</b>	<b>15.61m</b>	<b>51-2<sup>1</sup>/<sub>2</sub></b>
LW: --			<i>average 3.90m</i>	12-9 <sup>1</sup> / <sub>2</sub>
18	Corbin MALTBA	FR	4.45m	14-7 <sup>1</sup> / <sub>2</sub> 3/22
59	Owen LANNING	JR	4.02m	13-2 <sup>1</sup> / <sub>2</sub> 3/22
59	Mika RIVES	FR	4.02m	13-2 <sup>1</sup> / <sub>2</sub> 3/22
107	Falk THIEME	JR	3.12m	10-2 <sup>1</sup> / <sub>2</sub> 3/22





## 2018 Outdoor Track &amp; Field, Week #2




## Men's Long Jump

Rank	Team	Score	Average	22-23
<b>1</b>	<b>Texas College</b>	<b>27.41m</b> <sup>39-11¼</sup>	<b>average 6.85m</b>	22-5%
LW: --				
2	Andre JEFFERSON JR	7.59m	24-11 (0.0)	3/2
23	Ryan WOODARD	6.89m	22-7¼ ( )	2/23
42	Jamison WOODEN FR	6.72m	22-¾ (-0.3)	4/5
138	Shakur JOHNSON FR	6.21m	20-4½ (1.3)	3/23
<b>2</b>	<b>Bethel (Ind.)</b>	<b>27.12m</b> <sup>38-11¾</sup>	<b>average 6.78m</b>	22-3
LW: --				
6	Thomas JACKSON FR	7.14mw	23-5¼ (3.3)	4/6
8	Jordan DOWNS JR	7.13m	23-4¾ (2.0)	4/6
34	Jonah LESTER FR	6.79m	22-3½ (1.2)	4/6
181	Kody PARKHAM FR	6.06m	19-10¼ (1.7)	4/6
<b>3</b>	<b>Doane (Neb.)</b>	<b>27.08m</b> <sup>38-10¼</sup>	<b>average 6.77m</b>	22-2%
LW: --				
13	Scott HILD SR	7.02m	23-½ ( )	4/5
37	Xavier BRIDGES JR	6.76m	22-2¼ ( )	4/5
44	Tanner SAND FR	6.70m	21-11¼ ( )	4/5
61	Sam JOHNSON FR	6.60m	21-8 ( )	4/5
<b>4</b>	<b>Southern Oregon</b>	<b>27.02m</b> <sup>88-7¾</sup>	<b>average 6.76m</b>	22-2
LW: --				
4	Zach BELTZ JR	7.22m	23-8¼ (2.0)	3/10
22	Hayden SAPARTO JR	6.91m	22-8 (1.9)	4/7
88	Logan MOOSE FR	6.46m	21-2½ (1.3)	3/24
94	Nick ARMSTRONG FR	6.43mw	21-1¼ (2.5)	3/10
<b>5</b>	<b>Concordia (Neb.)</b>	<b>26.55m</b> <sup>87-1¼</sup>	<b>average 6.64m</b>	21-9%
LW: --				
6	Scott JOHNSON JR	7.14mw	23-5¼ (3.7)	3/30
37	Cody WILLIAMS FR	6.76mw	22-2¼ (3.7)	3/30
103	Jeremiah REESER FR	6.37m	20-10¼ ( )	4/5
122	Paul HAMMES JR	6.28mw	20-7¼ (2.5)	3/30
<b>6</b>	<b>Friends (Kan.)</b>	<b>26.52m</b> <sup>87-¼</sup>	<b>average 6.63m</b>	21-9
LW: --				
28	Noah MYERS FR	6.81mw	22-4¼ (3.3)	4/8
51	Trey BELLOWS SO	6.67mw	21-10¼ (2.6)	4/8
57	Cadin GUSTAFSON FR	6.62mw	21-8¼ (3.6)	3/16
96	LaVaughnte MINNIS FR	6.42m	21-¾ (2.0)	4/8
<b>7</b>	<b>Dickinson State (N.D.)</b>	<b>26.30m</b> <sup>86-3½</sup>	<b>average 6.58m</b>	21-7
LW: --				
28	Ty STANTON SO	6.81m	22-4¼ (0.0)	3/24
61	Jay LIGGINS JR	6.60m	21-8 (-0.1)	3/30
92	Zach GIRARD SR	6.45m	21-2 (0.4)	3/30
93	Cleet WRZESINSKI FR	6.44m	21-1½ (-0.2)	3/30
<b>8</b>	<b>Edward Waters (Fla.)</b>	<b>26.17m</b> <sup>35-10½</sup>	<b>average 6.54m</b>	21-5%
LW: --				
15	Mikevion HALL JR	6.98m	22-11 (2.0)	3/3
75	Jacee SIMON SO	6.52mw	21-4¼ (3.2)	3/10
103	Carl ELLIOT, III SO	6.37m	20-10¼ (1.5)	2/24
120	Andy FRANCOIS SO	6.30m	20-8 (1.2)	3/3
<b>9</b>	<b>Graceland (Iowa)</b>	<b>26.15m</b> <sup>85-9½</sup>	<b>average 6.54m</b>	21-5%
LW: --				
19	Jacob JOHANNES FR	6.94m	22-9¼ ( )	3/31
28	William SNORGRASS SR	6.81m	22-4¼ ( )	3/31
53	Payton YOUNG FR	6.65m	21-10 ( )	3/31
240	Robert JOHNSON JR	5.75m	18-10½ ( )	3/31
<b>10</b>	<b>Tennessee Wesleyan</b>	<b>25.90m</b> <sup>34-11¾</sup>	<b>average 6.48m</b>	21-3
LW: --				
19	Joshua MOLANDS FR	6.94m	22-9¼ ( )	3/30
64	Isaiah WOODRUFF JR	6.59m	21-7½ ( )	3/30
103	Brandon MASSEY SO	6.37m	20-10¼ (1.1)	3/23
193	Neville SMITH FR	6.00m	19-8¼ ( )	3/30
<b>11</b>	<b>Point Park (Pa.)</b>	<b>25.84m</b> <sup>84-9½</sup>	<b>average 6.46m</b>	21-2%
LW: --				
32	Andre LOWERY JR	6.80m	22-3¼ (0.4)	3/31
64	Shaun BERRY JR	6.59m	21-7¼ (-0.1)	3/24
87	Jryi DAVIS SR	6.47mw	21-2¼ (2.4)	3/31
197	Michael MORRIS JR	5.98m	19-7½ (0.0)	4/7
<b>12</b>	<b>Jarvis Christian (Texas)</b>	<b>25.82m</b> <sup>84-8½</sup>	<b>average 6.46m</b>	21-2%
LW: --				
9	Tyler BELL FR	7.07m	23-2¼ (2.0)	3/30
75	J BUTLER-STEVENSON FR	6.52m	21-4¼ (1.5)	3/30
136	Keegan JONES FR	6.22m	20-5 ( )	3/30
190	Justin SHARP SO	6.01m	19-8¼ (2.0)	3/30
<b>13</b>	<b>Lindsey Wilson (Ky.)</b>	<b>25.66m</b> <sup>84-2¼</sup>	<b>average 6.42m</b>	21-¾
LW: --				
21	Anthony THOMPSON SR	6.92m	22-8¼ ( )	4/5
44	Michael REDMON SO	6.70m	21-11¼ ( )	4/5
188	Austin BOMMARITTO FR	6.04m	19-9¼ ( )	4/5
193	Cameron DOSS FR	6.00m	19-8¼ ( )	4/5
<b>14</b>	<b>Columbia (Mo.)</b>	<b>25.64m</b> <sup>84-1½</sup>	<b>average 6.41m</b>	21-¾
LW: --				
61	Josh GOBLE FR	6.60m	21-8 (0.7)	3/17
71	Nicholas HORTON FR	6.54m	21-5½ (0.2)	3/17
103	Jacob FRITZ FR	6.37m	20-10¼ (0.9)	4/7
157	Aidin ROLLEY SO	6.13m	20-1½ (1.3)	3/17
<b>15</b>	<b>Westmont (Calif.)</b>	<b>25.50m</b> <sup>83-8</sup>	<b>average 6.38m</b>	20-11
LW: --				
51	Anthony COTA SR	6.67m	21-10¼ (1.4)	3/22
79	Pieter TOP SO	6.51m	21-4¼ (1.9)	3/22
148	Zackary NELSON FR	6.18m	20-3½ (0.6)	4/6
156	Jackson NEMITZ JR	6.14m	20-1¼ (1.2)	3/22
<b>16</b>	<b>College of Idaho</b>	<b>25.38m</b> <sup>83-3¼</sup>	<b>average 6.35m</b>	20-10
LW: --				
28	Tyler TRUKSA JR	6.81m	22-4¼ (1.3)	3/30
103	Brooks NEY SR	6.37m	20-10¼ ( )	3/17
157	Keith BAILEY JR	6.13m	20-1½ (1.2)	3/30
176	Matt MCLAUGHLIN SO	6.07m	19-11 ( )	3/17



# 2018 Outdoor Track & Field, Week #2

## Men's Triple Jump

<b>1</b>		<b>Doane (Neb.)</b>	<b>57.45m</b>	<b>188-6</b>
LW: --		<i>average 14.36m 47-1½</i>		
3	Shingai KUSENA	SR	14.77m	48-5½ ( ) 4/5
6	Henry ARNOLD	SO	14.63m	48-0 ( ) 4/5
15	De'Andre MILLER	SR	14.29m	46-10¼ ( ) 3/30
31	Matthew MCCARTHY	SO	13.76m	45-1¼ ( ) 4/5
<b>2</b>		<b>Concordia (Neb.)</b>	<b>54.98m</b>	<b>180-4</b>
LW: --		<i>average 13.75m 45-1¼</i>		
9	Scott JOHNSON	JR	14.37mw	47-1¼ (3.4) 3/30
33	Taylor BECK	SO	13.75mw	45-1½ (4.3) 3/30
46	Tyrell REICHERT	JR	13.53mw	44-4¼ (3.2) 3/30
64	Paul HAMMES	JR	13.33mw	43-9 (6.0) 3/30
<b>3</b>		<b>Dickinson State (N.D.)</b>	<b>53.34m</b>	<b>175-0</b>
LW: --		<i>average 13.34m 43-9</i>		
10	Tyler QUILLING	JR	14.31m	46-11½ (0.6) 3/30
40	Jay LIGGINS	JR	13.59m	44-7 (0.8) 3/30
49	Ty STANTON	SO	13.47m	44-2½ (0.8) 3/24
128	Jared STEINBEISER	FR	11.97m	39-3¼ (1.8) 3/30
<b>4</b>		<b>Point Park (Pa.)</b>	<b>53.15m</b>	<b>174-4</b>
LW: --		<i>average 13.29m 43-7¼</i>		
10	Jryi DAVIS	SR	14.31m	46-11½ (-0.9) 3/31
47	Shaun BERRY	JR	13.52m	44-4¼ (1.2) 4/7
85	Michael MORRIS	JR	12.79m	41-11½ (0.4) 3/31
102	Andre LOWERY	JR	12.53m	41-1½ (0.3) 3/24
<b>5</b>		<b>Tennessee Wesleyan</b>	<b>52.58m</b>	<b>172-6</b>
LW: --		<i>average 13.15m 43-1½</i>		
24	Isaiah WOODRUFF	JR	13.94m	45-9 ( ) 3/30
43	Joshua MOLANDS	FR	13.58m	44-6¼ (0.5) 3/23
73	Neville SMITH	FR	13.04m	42-9½ ( ) 3/30
125	Jake MORGENSTERN	SR	12.02m	39-5¼ ( ) 3/30
<b>6</b>		<b>Campbellsville (Ky.)</b>	<b>51.59m</b>	<b>169-3</b>
LW: --		<i>average 12.90m 42-3¾</i>		
52	Tyler LEWIS	SO	13.46m	44-2 ( ) 3/23
55	Garland WEBB	SO	13.40m	43-11¼ ( ) 3/23
71	Brayden RUSSELL	JR	13.09m	42-11¼ ( ) 3/23
142	Dante LAI-FANG	FR	11.64m	38-2¼ ( ) 4/5



# 2018 Outdoor Track & Field, Week #2

## Men's Shot Put

<b>1</b>		<b>Hastings (Neb.)</b>	<b>62.67m</b>	<b>205-7</b>
LW: --		average 15.67m		51-5
2	Alex WELLINGTON	SR	17.44m	57-2½ 4/5
12	Grant WICKHAM	JR	15.94m	52-3¾ 4/5
20	Justin VILLARS	FR	15.45m	50-8¾ 4/5
54	Blaine MORROW	JR	13.84m	45-5 4/5

<b>2</b>		<b>Doane (Neb.)</b>	<b>61.43m</b>	<b>201-6</b>
LW: --		average 15.36m		50-4¾
6	Zach BRITAIN	JR	16.90m	55-5½ 3/30
11	Ben BERRECKMAN	SR	16.03m	52-7¾ 4/5
26	Simon RANGEL	SR	14.93m	48-11¼ 3/30
68	Garrett CLARK	JR	13.57m	44-6¾ 4/5

<b>3</b>		<b>Indiana Wesleyan</b>	<b>59.21m</b>	<b>194-3</b>
LW: --		average 14.80m		48-6¾
3	Brennan COIL	JR	17.29m	56-8¾ 4/5
10	Jeshua FOSTER	FR	16.22m	53-2¾ 3/23
98	Logan LOWRY	JR	12.94m	42-5½ 4/5
113	Justen PADEN	SR	12.76m	41-10½ 3/23

<b>4</b>		<b>Tabor (Kan.)</b>	<b>58.66m</b>	<b>192-5</b>
LW: --		average 14.67m		48-1½
8	Austin CHEATHAM	FR	16.52m	54-2½ 3/31
15	Robert PHILLIPS	SR	15.72m	51-7 3/31
67	Johnny LOERA	SR	13.59m	44-7 3/15
108	Denton RATHKE	SO	12.83m	42-1¼ 3/15

<b>5</b>		<b>Olivet Nazarene (Ill.)</b>	<b>57.27m</b>	<b>187-10</b>
LW: --		average 14.32m		46-11¾
9	Bryce VOLLRATH	SO	16.25m	53-3¾ 3/30
34	Andrew FRANKLIN	JR	14.61m	47-11¼ 3/23
72	Bruce WACHOWSKI	FR	13.49m	44-3¾ 4/6
100	Jalon SIMPSON	SO	12.92m	42-4¾ 4/6

<b>6</b>		<b>Dakota Wesleyan (S.D.)</b>	<b>56.65m</b>	<b>185-10</b>
LW: --		average 14.16m		46-5¾
14	Tyson JENKINS	JR	15.73m	51-7¾ 4/8
35	Matthew CAMPBELL	FR	14.55m	47-9 3/30
40	Caden MILMINE	FR	14.17m	46-6 4/8
147	Nick RAAB	JR	12.20m	40-½ 3/22

<b>7</b>		<b>Grand View (Iowa)</b>	<b>55.58m</b>	<b>182-4</b>
LW: --		average 13.90m		45-7
30	Chance TATMAN	SR	14.81m	48-7¾ 3/31
44	AJ CWIOK	SO	14.00m	45-11¼ 4/5
51	Austin HILL	SO	13.86m	45-5¾ 3/31
101	Jake GOELLER	JR	12.91m	42-4¾ 3/31

<b>8</b>		<b>Concordia (Neb.)</b>	<b>54.94m</b>	<b>180-3</b>
LW: --		average 13.74m		45-¾
27	Jacob DACK	FR	14.92m	48-11¼ 3/30
59	Jerod PETERS	SO	13.76m	45-1¼ 4/5
77	Joe GOMEZ	FR	13.36m	43-10 4/5
102	Hunter BARTELS	FR	12.90m	42-4 4/5

<b>9</b>		<b>Carroll (Mont.)</b>	<b>54.02m</b>	<b>177-2</b>
LW: --		average 13.51m		44-3¾
13	Chris EMTER	SR	15.80m	51-10 3/30
73	Nathan RUFFATTO	FR	13.46m	44-2 3/30
89	Garrett KOCAB	FR	13.17m	43-2½ 3/30
186	Dakota DUNLAP	JR	11.59m	38-¾ 3/30

<b>10</b>		<b>Cumberlands (Ky.)</b>	<b>53.41m</b>	<b>175-2</b>
LW: --		average 13.35m		43-9¾
24	Dominick JOSEPH	JR	15.17m	49-9¾ 3/30
32	Austin SNYDER	SO	14.79m	48-6¾ 3/30
124	Jacob WASHBURN	SO	12.67m	41-7 3/30
232	Justin MOORE	SO	10.78m	35-4½ 3/30

<b>11</b>		<b>Eastern Oregon</b>	<b>51.97m</b>	<b>170-6</b>
LW: --		average 12.99m		42-7¾
36	Chase VAN WYCK	FR	14.39m	47-2½ 3/17
48	James NIEMELA	JR	13.90m	45-7¾ 3/17
126	Steven DEADWYLIER	JR	12.61m	41-4¾ 3/17
217	Mack FOX	SO	11.07m	36-4 3/17

<b>12</b>		<b>Valley City State (N.D.)</b>	<b>51.71m</b>	<b>169-8</b>
LW: --		average 12.93m		42-5
37	Zachary CO	FR	14.31m	46-11¼ 3/24
82	Joshua LAWYER	SO	13.25m	43-5¾ 3/24
92	Roy ALLEN	SR	13.07m	42-10¾ 3/24
215	Taylor SAD	FR	11.08m	36-4¾ 3/24

<b>13</b>		<b>Campbellsville (Ky.)</b>	<b>51.57m</b>	<b>169-2</b>
LW: --		average 12.89m		42-3¾
46	Anthony SAMS	FR	13.93m	45-8¾ 4/5
80	Caleb COSTIN	FR	13.30m	43-7¾ 4/5
91	Jeremiah PARKER	FR	13.08m	42-11 4/5
201	Jay DRENNEN	FR	11.26m	36-11¼ 4/5

<b>14</b>		<b>Rio Grande (Ohio)</b>	<b>51.26m</b>	<b>168-2</b>
LW: --		average 12.82m		42-½
18	Alex NICHOLS	SR	15.47m	50-9¾ 3/23
120	Joseph BEEGLE	SO	12.72m	41-8¾ 3/17
181	Daniel EVERETT	FR	11.62m	38-1½ 3/30
192	Daulton DUVALL	SO	11.45m	37-6¾ 4/7

<b>15</b>		<b>Northwestern (Iowa)</b>	<b>50.73m</b>	<b>166-5</b>
LW: --		average 12.68m		41-7¾
38	Cody BAUMAN	JR	14.23m	46-8¾ 3/29
103	Carter VAN GORP	SO	12.89m	42-3¾ 3/29
163	Graham KENOBIE	SO	11.92m	39-1¼ 3/29
178	Jonathan TODD	FR	11.69m	38-4¾ 3/29

<b>16</b>		<b>Concordia (Mich.)</b>	<b>50.18m</b>	<b>164-7</b>
LW: --		average 12.55m		41-2
98	Josh BERRY	SR	12.94m	42-5¾ 4/6
125	Eric BUGG	FR	12.65m	41-6 4/6
135	Tyler PUMMELL	SO	12.47m	40-11 4/6
151	Justin BLANCH	JR	12.12m	39-9¾ 4/6



# 2018 Outdoor Track & Field, Week #2

## Men's Discus

<b>1</b>		<b>Doane (Neb.)</b>	<b>192.78</b>	<b>632-5</b>
LW: -- <span style="float:right">average 48.20m 158-1</span>				
2	Zach BRITAIN	JR	53.52m	175-7 3/30
15	Ben BERRECKMAN	SR	48.14m	157-11 4/5
23	Richard DOVER	FR	47.35m	155-4 3/30
51	Paul SANDOZ	FR	43.77m	143-7 3/30
<b>2</b>		<b>Grand View (Iowa)</b>	<b>191.35</b>	<b>627-9</b>
LW: -- <span style="float:right">average 47.84m 156-11</span>				
1	James PLUMMER	JR	54.17m	177-8 4/5
20	Jake GOELLER	JR	47.50m	155-10 3/31
34	AJ CWIOK	SO	45.01m	147-8 4/5
37	Tyler GOELLER	SO	44.67m	146-6 3/31
<b>3</b>		<b>William Penn (Iowa)</b>	<b>175.77</b>	<b>576-8</b>
LW: -- <span style="float:right">average 43.94m 144-2</span>				
6	Derek ROBINSON	SR	50.44m	165-6 3/29
26	Malik WILLIAMS	JR	46.66m	153-1 4/5
98	Matthew CUTHBERT	JR	40.06m	131-5 3/29
119	Sage EHRESMAN	SO	38.61m	126-8 4/5
<b>4</b>		<b>Concordia (Neb.)</b>	<b>173.55</b>	<b>569-4</b>
LW: -- <span style="float:right">average 43.39m 142-4</span>				
12	Jacob CORNELIO	SO	48.91m	160-5 3/30
45	Jacob DACK	FR	44.31m	145-4 4/5
83	Bret KEELER	JR	40.98m	134-5 4/5
109	Hunter BARTELS	FR	39.35m	129-1 3/30
<b>5</b>		<b>Carroll (Mont.)</b>	<b>171.85</b>	<b>563-9</b>
LW: -- <span style="float:right">average 42.96m 140-11</span>				
28	Garrett KOCAB	FR	46.17m	151-5 3/30
52	Nathan RUFFATTO	FR	43.76m	143-7 3/30
57	Chris EMTER	SR	43.00m	141-1 3/30
114	Dakota DUNLAP	JR	38.92m	127-8 3/30
<b>6</b>		<b>Indiana Wesleyan</b>	<b>169.93</b>	<b>557-6</b>
LW: -- <span style="float:right">average 42.48m 139-4</span>				
3	Brennan COIL	JR	51.17m	167-10 4/7
10	Jeshua FOSTER	FR	49.32m	161-9 4/7
126	Logan LOWRY	JR	38.40m	126-0 4/5
--	Justen PADEN	SR	31.04m	101-10 3/23
<b>7</b>		<b>Olivet Nazarene (Ill.)</b>	<b>168.99</b>	<b>554-5</b>
LW: -- <span style="float:right">average 42.25m 138-7</span>				
33	Bryce VOLLRATH	SO	45.05m	147-9 3/23
39	Andrew FRANKLIN	JR	44.58m	146-3 3/23
96	Joel BOSER	JR	40.16m	131-9 3/23
110	Bruce WACHOWSKI	FR	39.20m	128-7 3/23
<b>8</b>		<b>Hastings (Neb.)</b>	<b>166.13</b>	<b>545-0</b>
LW: -- <span style="float:right">average 41.53m 136-3</span>				
4	Justin VILLARS	FR	51.14m	167-9 3/30
7	Alex WELLINGTON	SR	50.03m	164-1 3/30
200	Rudy MARQUEZ	SO	34.84m	114-3 3/30
--	Ian HANSEN	FR	30.12m	98-10 3/30

<b>9</b>		<b>Tabor (Kan.)</b>	<b>165.55</b>	<b>543-1</b>
LW: -- <span style="float:right">average 41.39m 135-9</span>				
8	Austin CHEATHAM	FR	49.35m	161-11 3/15
56	Robert PHILLIPS	SR	43.42m	142-5 3/15
105	Denton RATHKE	SO	39.50m	129-7 3/15
225	Nathan AHRENS	FR	33.28m	109-2 3/15
<b>10</b>		<b>Rio Grande (Ohio)</b>	<b>164.60</b>	<b>540-0</b>
LW: -- <span style="float:right">average 41.15m 135-0</span>				
58	Alex NICHOLS	SR	42.98m	141-0 3/23
64	Adam CHAMPER	SO	42.65m	139-11 4/7
94	Zachary COLLINS	SO	40.27m	132-1 3/23
116	Daniel EVERETT	FR	38.70m	126-11 3/23
<b>11</b>		<b>Briar Cliff (Iowa)</b>	<b>162.21</b>	<b>532-2</b>
LW: -- <span style="float:right">average 40.55m 133-0</span>				
42	Trevor WESTHOFF	JR	44.45m	145-10 4/8
53	Dustin PEASLEY	JR	43.71m	143-5 4/8
116	Andrew MEISTER	FR	38.70m	126-11 3/22
191	Mike ELSTEN	FR	35.35m	115-11 4/8
<b>12</b>		<b>Corban (Ore.)</b>	<b>160.06</b>	<b>525-1</b>
LW: -- <span style="float:right">average 40.02m 131-3</span>				
20	Jason BRACKEN	SR	47.50m	155-10 4/6
74	Kenny PURNELL	FR	41.59m	136-5 3/15
160	Kane WILTON	SO	36.69m	120-4 3/15
208	Morgan STRUNK	FR	34.28m	112-5 4/7
<b>13</b>		<b>Dickinson State (N.D.)</b>	<b>159.01</b>	<b>521-8</b>
LW: -- <span style="float:right">average 39.75m 130-5</span>				
77	Blade MILLER	FR	41.37m	135-8 3/30
81	Reece HUTTON	FR	41.06m	134-8 3/24
90	Jeff FISHER	JR	40.69m	133-6 3/30
179	Tommy SEASE	JR	35.89m	117-9 3/24
<b>14</b>		<b>Reinhardt (Ga.)</b>	<b>156.03</b>	<b>511-11</b>
LW: -- <span style="float:right">average 39.01m 127-11</span>				
38	Jonathan PAOLOZZI	FR	44.59m	146-3 3/23
69	Seth FALLEN	SO	42.04m	137-11 3/23
189	Carson IVESTER	SO	35.55m	116-7 3/10
216	Andrew HODGINS	FR	33.85m	111-0 4/6
<b>15</b>		<b>Northwestern (Iowa)</b>	<b>155.60</b>	<b>510-6</b>
LW: -- <span style="float:right">average 38.90m 127-7</span>				
29	Cody BAUMAN	JR	45.94m	150-8 3/29
106	Carter VAN GORP	SO	39.42m	129-4 3/29
175	Calvin KORVER	SO	36.08m	118-4 3/29
212	Jonathan TODD	FR	34.16m	112-1 3/29
<b>16</b>		<b>Central Methodist (Mo.)</b>	<b>154.44</b>	<b>506-8</b>
LW: -- <span style="float:right">average 38.61m 126-8</span>				
84	Taylor BOTTOMLEY	FR	40.91m	134-2 4/7
91	Justin SEATON	SR	40.59m	133-2 3/17
92	Tavares BROWN-HENLEY	SR	40.41m	132-7 3/17
238	Kendall BARBER	FR	32.53m	106-8 4/7





# 2018 Outdoor Track & Field, Week #2

## Men's Hammer

<b>1</b>		<b>Grand View (Iowa)</b>	<b>209.01</b>	<b>685-8</b>
LW: --		average 52.25m		171-5
9	Clay SIEFKEN	JR	54.53m	178-11 3/31
10	James PLUMMER	JR	53.93m	176-11 4/5
17	Anthony WILSON	JR	50.55m	165-10 3/31
18	Austin HILL	SO	50.00m	164-0 3/31

<b>2</b>		<b>Grace (Ind.)</b>	<b>200.75</b>	<b>658-7</b>
LW: --		average 50.19m		164-8
4	Isaac STUCKEY	JR	57.13m	187-5 3/23
11	Jacob BROWN	SR	53.30m	174-10 4/7
55	William SHAFER	SO	45.28m	148-6 4/7
57	Walker HOBBS	SO	45.04m	147-9 4/7

<b>3</b>		<b>Concordia (Neb.)</b>	<b>199.25</b>	<b>653-8</b>
LW: --		average 49.81m		163-5
5	Jacob CORNELIO	SO	56.18m	184-4 3/30
18	Ryan SANCHEZ	JR	50.00m	164-0 4/5
39	Bret KEELER	JR	46.67m	153-1 4/5
46	Jacob DACK	FR	46.40m	152-2 3/30

<b>4</b>		<b>Hastings (Neb.)</b>	<b>198.26</b>	<b>650-5</b>
LW: --		average 49.57m		162-7
2	Grant WICKHAM	JR	62.54m	205-2 3/30
6	Alex WELLINGTON	SR	55.86m	183-3 4/5
62	Tyler SUMMERS	FR	44.75m	146-10 3/30
157	Ian HANSEN	FR	35.11m	115-2 3/30

<b>5</b>		<b>Doane (Neb.)</b>	<b>184.23</b>	<b>604-5</b>
LW: --		average 46.06m		151-1
29	Cole FRITZ	SO	48.12m	157-10 4/5
32	Eli DETTMER	JR	47.89m	157-1 3/30
40	Simon RANGEL	SR	46.66m	153-1 4/5
94	Richard DOVER	FR	41.56m	136-4 4/5

<b>6</b>		<b>Olivet Nazarene (Ill.)</b>	<b>182.24</b>	<b>597-11</b>
LW: --		average 45.56m		149-5
15	Bryce VOLLRATH	SO	51.97m	170-6 4/6
16	Andrew FRANKLIN	JR	50.85m	166-10 4/6
66	Joel BOSER	JR	44.42m	145-9 3/23
158	Noah KIGAR	FR	35.00m	114-10 4/6

<b>7</b>		<b>Eastern Oregon</b>	<b>176.85</b>	<b>580-2</b>
LW: --		average 44.21m		145-0
21	Max FAHLGREN	SR	49.89m	163-8 3/17
59	Steven DEADWYLIER	JR	44.92m	147-4 3/17
74	James NIEMELA	JR	43.18m	141-8 3/17
126	Hunter FRAZIER	SO	38.86m	127-6 3/17

<b>8</b>		<b>Columbia (Mo.)</b>	<b>176.67</b>	<b>579-7</b>
LW: --		average 44.17m		144-11
22	Mason MCCALED	JR	49.79m	163-4 3/31
23	Josh BROOKS	SR	49.56m	162-7 3/17
118	Zach NICHOLS	FR	39.34m	129-1 3/17
135	Trent NICHOLS	JR	37.98m	124-7 3/17

<b>9</b>		<b>Tabor (Kan.)</b>	<b>174.06</b>	<b>571-0</b>
LW: --		average 43.52m		142-9
25	Johnny LOERA	SR	49.23m	161-6 3/31
36	Robert PHILLIPS	SR	47.20m	154-10 3/15
102	Wyatt DICKINSON	SO	40.79m	133-10 3/31
143	Israel WASHINGTON	SO	36.84m	120-10 3/31

<b>10</b>		<b>William Penn (Iowa)</b>	<b>168.79</b>	<b>553-9</b>
LW: --		average 42.20m		138-5
7	Derek ROBINSON	SR	55.39m	181-8 3/29
75	Malik WILLIAMS	JR	43.17m	141-7 4/5
145	Zachary PEAL	JR	36.62m	120-1 3/29
174	Jason CASTANO	JR	33.61m	110-3 3/29

<b>11</b>		<b>Rio Grande (Ohio)</b>	<b>167.25</b>	<b>548-8</b>
LW: --		average 41.81m		137-2
28	Zachary COLLINS	SO	48.26m	158-4 3/23
108	Alex NICHOLS	SR	40.19m	131-10 3/17
115	Joseph BEEGLE	SO	39.45m	129-5 3/23
117	Daniel EVERETT	FR	39.35m	129-1 3/23

<b>12</b>		<b>Dakota Wesleyan (S.D.)</b>	<b>162.62</b>	<b>533-6</b>
LW: --		average 40.66m		133-4
44	Tyson JENKINS	JR	46.52m	152-7 4/8
64	Matthew CAMPBELL	FR	44.55m	146-2 3/30
137	Caden MILMINE	FR	37.84m	124-1 4/8
172	Dawson KERZMAN	FR	33.71m	110-7 3/22

<b>13</b>		<b>Cumberlands (Ky.)</b>	<b>160.73</b>	<b>527-4</b>
LW: --		average 40.18m		131-10
41	Austin SNYDER	SO	46.59m	152-10 3/30
97	Dominick JOSEPH	JR	41.38m	135-9 3/30
138	Jacob WASHBURN	SO	37.80m	124-0 3/30
159	Justin MOORE	SO	34.96m	114-8 3/30

<b>14</b>		<b>Southwest (N.M.)</b>	<b>160.60</b>	<b>526-11</b>
LW: --		average 40.15m		131-8
85	Dylan GARNER	JR	42.45m	139-3 4/6
86	Matthew GRANGER	SO	42.29m	138-9 3/24
92	Melvin FLAX	JR	41.67m	136-8 3/24
167	Paul MAREZ	FR	34.19m	112-2 3/24

<b>15</b>		<b>Campbellsville (Ky.)</b>	<b>154.00</b>	<b>505-3</b>
LW: --		average 38.50m		126-3
100	Malik WILLIAMS	SO	41.14m	134-11 4/5
129	Anthony SAMS	FR	38.62m	126-8 3/23
134	Caleb COSTIN	FR	38.14m	125-1 4/5
149	Jay DRENNEN	FR	36.10m	118-5 3/23

<b>16</b>		<b>Oregon Tech</b>	<b>148.95</b>	<b>488-8</b>
LW: --		average 37.24m		122-2
33	Duke YORK	JR	47.75m	156-8 4/7
81	Alexander TURKINS	SO	42.53m	139-6 3/30
213	Coburn YORK	SO	30.08m	98-8 3/24
222	Montgomery PAYNE	FR	28.59m	93-9 3/24





# 2018 Outdoor Track & Field, Week #2

## Men's Javelin

<b>1</b>		<b>Baker (Kan.)</b>	<b>207.72</b>	<b>681-6</b>
LW: --		average 51.93m		170-4
6	Tyler WINSOR	FR	59.48m	195-1 3/16
25	Simeon WINDIBIZIRI	SO	52.86m	173-5 3/16
48	Nick PATTERSON	SR	48.80m	160-1 3/31
70	Andy ZEITLOW	SR	46.58m	152-10 3/16

<b>2</b>		<b>British Columbia</b>	<b>198.02</b>	<b>649-8</b>
LW: --		average 49.51m		162-5
1	Roan ALLEN	SO	62.47m	204-11 4/6
18	Isaac SANDRI	SO	54.15m	177-8 3/30
39	Tynan STACK	SR	50.28m	164-11 3/30
--	Kenneth SCHULTZE	JR	31.12m	102-1 3/30

<b>3</b>		<b>Columbia (Mo.)</b>	<b>194.75</b>	<b>638-11</b>
LW: --		average 48.69m		159-9
17	Josh JENKINS	JR	54.59m	179-1 3/31
36	Alex FRITZ	SO	50.80m	166-8 4/7
69	Zach NICHOLS	FR	46.60m	152-10 3/17
112	Michael NICHOLS	JR	42.76m	140-3 4/7

<b>4</b>		<b>Westmont (Calif.)</b>	<b>193.49</b>	<b>634-9</b>
LW: --		average 48.37m		158-8
21	Eric WONG	SR	54.00m	177-2 4/7
52	Anthony COTA	SR	48.26m	158-4 3/22
54	Jack DICKINSON	SO	47.88m	157-1 4/7
102	Jackson NEMITZ	JR	43.35m	142-2 3/22

<b>5</b>		<b>Corban (Ore.)</b>	<b>190.33</b>	<b>624-5</b>
LW: --		average 47.58m		156-1
31	Jason BRACKEN	SR	51.67m	169-6 3/27
33	Morgan STRUNK	FR	51.52m	169-0 3/10
91	Seth LARSON	SO	44.93m	147-5 3/3
119	Michael SCHMIDT	SO	42.21m	138-6 3/27

<b>6</b>		<b>Doane (Neb.)</b>	<b>188.98</b>	<b>620-0</b>
LW: --		average 47.25m		155-0
27	Preston CUDDY	JR	52.52m	172-3 3/30
73	Craig BRAMHALL	JR	46.32m	151-11 4/5
80	Michael LUCAS	SR	45.78m	150-2 4/5
95	Jordan SPARKS	JR	44.36m	145-6 3/30

<b>7</b>		<b>Friends (Kan.)</b>	<b>185.44</b>	<b>608-4</b>
LW: --		average 46.36m		152-1
28	Trey BELLOWS	SO	52.50m	172-3 3/16
44	Noah MYERS	FR	49.83m	163-6 3/21
114	Cory DOUGLASS	JR	42.66m	139-11 4/8
147	Cadin GUSTAFSON	FR	40.45m	132-8 3/16

<b>8</b>		<b>William Penn (Iowa)</b>	<b>181.27</b>	<b>594-8</b>
LW: --		average 45.32m		148-8
40	Sage EHRESMAN	SO	50.22m	164-9 3/29
41	Tyler ALBERT	SR	50.18m	164-7 4/5
50	Derek ROBINSON	SR	48.46m	159-0 3/29
--	Zachary PEAL	JR	32.41m	106-4 3/29

<b>9</b>		<b>Cumberlands (Ky.)</b>	<b>180.34</b>	<b>591-8</b>
LW: --		average 45.09m		147-11
9	Jacob WASHBURN	SO	56.04m	183-10 3/15
65	Thomas CRAWFORD	JR	46.88m	153-9 3/30
117	Justin MOORE	SO	42.49m	139-5 3/30
220	Taylor WADDLE	SR	34.93m	114-7 3/30

<b>10</b>		<b>Dickinson State (N.D.)</b>	<b>175.08</b>	<b>574-5</b>
LW: --		average 43.77m		143-7
14	Paxton MILLER	SO	55.02m	180-6 3/30
84	Jaylen HENDRICKSON	JR	45.43m	149-0 3/30
157	Tommy SEASE	JR	39.33m	129-0 3/24
214	Cleet WRZESINSKI	FR	35.30m	115-9 3/24

<b>11</b>		<b>Morningside (Iowa)</b>	<b>169.33</b>	<b>555-6</b>
LW: --		average 42.33m		138-10
65	Jacob GREEN	SR	46.88m	153-9 3/30
121	Brian JOHNSTON	SO	42.06m	138-0 4/8
131	Grant STAATS	JR	41.50m	136-2 4/8
163	Tristan HARRIS	SO	38.89m	127-7 3/30

<b>12</b>		<b>Campbellville (Ky.)</b>	<b>167.90</b>	<b>550-10</b>
LW: --		average 41.98m		137-8
79	Brayden RUSSELL	JR	45.79m	150-2 4/5
94	Edwin FORD	SO	44.48m	145-11 3/23
97	Corbin HARRIS	JR	44.02m	144-5 3/23
238	Anthony SAMS	FR	33.61m	110-3 3/23

<b>13</b>		<b>Reinhardt (Ga.)</b>	<b>166.02</b>	<b>544-8</b>
LW: --		average 41.51m		136-2
29	Gordon DUDLEY	JR	52.36m	171-9 3/30
74	Sam DAVIS	SO	46.22m	151-7 3/30
166	Seth FALLEN	SO	38.71m	127-0 3/10
--	Carson IVESTER	SO	28.73m	94-3/4 4/6

<b>14</b>		<b>Mobile (Ala.)</b>	<b>163.00</b>	<b>534-9</b>
LW: --		average 40.75m		133-8
53	Daylon WOOTEN	FR	48.00m	157-5 4/6
78	Gavin PITTMAN	SO	46.01m	150-11 3/23
199	Ethan COWART	SO	36.42m	119-6 4/6
249	Anfernee JONES	SO	32.57m	106-10 3/30


<b>15</b>		<b>Milligan (Tenn.)</b>	<b>160.55</b>	<b>526-9</b>
LW: --		average 40.14m		131-8
44	Jarad TURPEN	SO	49.83m	163-6 4/6
142	Tons FERGUSON	SO	40.75m	133-8 3/30
182	Tyler FAULKENBERRY	SO	37.44m	122-10 3/30
250	Hunter BUCHANAN	SR	32.53m	106-8 3/30

<b>16</b>		<b>Lindsey Wilson (Ky.)</b>	<b>160.04</b>	<b>525-0</b>
LW: --		average 40.01m		131-3
90	Austin SPARROW	JR	45.00m	147-7 4/5
100	Corey HINKLE	SO	43.60m	143-0 3/23
180	Cameron THURMAN	FR	37.56m	123-2 3/23
233	Jeron THORNTON	SR	33.88m	111-2 3/23



# 2018 Outdoor Track & Field, Week #2

## Men's Decathlon

<b>1</b>		<b>Westmont (Calif.)</b>	<b>24,692</b>	
LW: --			<i>average 6,173</i>	
1	Anthony COTA	SR	6,592	3/22
4	Pieter TOP	SO	6,340	3/22
7	Jackson NEMITZ	JR	6,180	3/22
15	Zackary NELSON	FR	5,580	4/6



# 2018 Outdoor Track & Field, Week #2

## Men's Half-Marathon

<b>1</b>		<b>Saint Mary (Kan.)</b>	<b>4:42:22</b>
LW: --		<i>average 1:10:35.5</i>	
2	Tony WEBER	1:7:44.00	12/3
6	Philip LAGEMANN	1:11:01.0	12/3
12	Jermie JOHNSON	1:11:43.0	12/3
16	Christian GRAHAM	1:11:54.0	12/3
<b>2</b>		<b>Missouri Valley</b>	<b>4:46:59</b>
LW: --		<i>average 1:11:44.7</i>	
7	Victor REVELES	1:11:20.0	12/3
9	Derek WILSON	1:11:26.0	12/3
17	Alexis GUTIERREZ	SO 1:11:56.0	3/18
23	jose RUIZ	JR 1:12:17.0	3/18
<b>3</b>		<b>Indiana Tech</b>	<b>4:47:25</b>
LW: --		<i>average 1:11:51.2</i>	
5	Cayce GRIFFIN	1:10:58.0	12/2
10	Christian CORRION	1:11:31.0	12/2
14	Lukas BRANT	1:11:48.0	12/2
40	AJ CAMBRON	Fr 1:13:08.0	12/2
<b>4</b>		<b>Milligan (Tenn.)</b>	<b>4:55:39</b>
LW: --		<i>average 1:13:54.7</i>	
34	Cory AULICH	SO 1:12:52.0	3/3
47	Tyler BATES	FR 1:13:38.0	3/3
55	Sam BRATTON	1:14:25.0	2/3
59	Hunter LEWIS	JR 1:14:44.0	3/3



# 2018 Outdoor Track & Field, Week #2

## Women's 100 Meters

<b>1</b>		<b>Southern-New Orleans</b>	<b>47.23</b>
LW: --		average 11.81	
1	Argyana BOLTON	SO	11.57w (3.9) 4/6
2	Kerry Ann SCOTT	FR	11.58w (3.9) 4/6
7	Chantal PENNIE	SR	11.94w (2.8) 4/6
21	O BROOKS-GILLINGS	SR	12.14w (2.8) 4/6

<b>2</b>		<b>William Carey (Miss.)</b>	<b>47.89</b>
LW: --		average 11.97	
3	Brittany JONES	FR	11.69w (2.6) 4/6
8	Charlana DONALD	SO	11.97w (2.8) 4/6
16	Younis BESE	JR	12.08w (2.8) 4/6
22	Mia BRIDGES	SR	12.15w (4.9) 3/23

<b>3</b>		<b>Wiley (Texas)</b>	<b>48.13</b>
LW: --		average 12.03	
4	Natasha POLEON	JR	11.81 (1.2) 3/23
6	Taishia PRYCE	SO	11.93 (1.2) 3/23
17	Michaela NEILS	FR	12.10w (4.2) 3/10
31	Datavia JOHNSON	JR	12.29 (1.2) 3/23

<b>4</b>		<b>Indiana Tech</b>	<b>48.73</b>
LW: --		average 12.18	
8	Doneasha BREWER	FR	11.97w (2.4) 3/15
26	Laila STRICKLAND	FR	12.21 (-0.2) 3/30
28	Tia HOLMES	SR	12.22 (1.4) 3/30
35	Aaliyah BROWN	JR	12.33w (3.7) 3/15

<b>5</b>		<b>Xavier (La.)</b>	<b>49.29</b>
LW: --		average 12.32	
14	Justyce RIGGS	SO	12.05w (3.1) 3/16
18	Martina WRIGHT-LATTING	JR	12.11w (3.1) 3/16
20	Alexis MILTON	JR	12.13w (3.5) 3/16
156	Janine GOODISON	FR	13.00 (-1.0) 3/30

<b>6</b>		<b>Mobile (Ala.)</b>	<b>49.48</b>
LW: --		average 12.37	
24	Makayla BRYANT	FR	12.17w (2.6) 4/6
41	Kaylen WEAVER	SO	12.36w (2.6) 4/6
53	Angel PETERSON	FR	12.45w (2.6) 4/6
60	Briana HUFF	FR	12.50w (2.7) 3/23

<b>7</b>		<b>Southern Oregon</b>	<b>49.86</b>
LW: --		average 12.47	
35	Loghan SPRAUER	SO	12.33 (1.4) 4/7
55	Margot HAMMAN	SR	12.46 (1.4) 4/7
58	Brooke CARSON	FR	12.48w (3.5) 4/7
68	Lindsey BONNEY	FR	12.59w (4.3) 4/7

<b>8</b>		<b>USC Beaufort (S.C.)</b>	<b>50.07</b>
LW: --		average 12.52	
41	J'hari WILLIAMS	SO	12.36 (-0.1) 3/29
46	Iyana MCKEEVER	FR	12.39 (0.9) 3/23
48	Maiya COOPER	SR	12.41 (0.0) 3/17
127	Makayla PERRY	FR	12.91 (0.0) 3/17

<b>9</b>		<b>Langston (Okla.)</b>	<b>50.35</b>
LW: --		average 12.59	
33	Jasmine MASON	SO	12.32 () 3/10
57	Christian TUDMAN	FR	12.47w (3.6) 3/23
77	Keandria FORD	SO	12.65w (2.3) 3/23
127	Alysa MORGAN	FR	12.91w (3.6) 3/23

<b>10</b>		<b>British Columbia</b>	<b>50.46</b>
LW: --		average 12.62	
40	Kira PEDERSON	SO	12.34 (1.0) 3/30
61	Tegan WILSON	SO	12.54 (1.0) 3/30
62	H FASHINA-BOMBATA	FR	12.56 (1.0) 3/30
162	Emily RUSSELL	SR	13.02 (1.8) 3/30

<b>11</b>		<b>Siena Heights (Mich.)</b>	<b>50.47</b>
LW: --		average 12.62	
23	Asia GARDNER	SO	12.16 (2.0) 4/6
59	Madisyn KLEINSCHMIT	SO	12.49 (1.4) 4/6
127	Julia FORBES	SO	12.91 (1.8) 4/6
127	Emily HILL	JR	12.91 (2.0) 4/6

<b>12</b>		<b>Our Lady of the Lake (T)</b>	<b>50.69</b>
LW: --		average 12.67	
19	Alexis OAKS	FR	12.12w (2.9) 3/31
92	Aundrea CULLIVER	SO	12.71w (2.9) 3/31
112	Amanda ESPARZA	FR	12.84w (2.9) 3/31
162	Samantha MILLAN	JR	13.02 (1.6) 3/31

<b>13</b>		<b>Cumberlands (Ky.)</b>	<b>50.97</b>
LW: --		average 12.74	
35	Ashli POPE	SR	12.33w (2.5) 3/15
77	Raegan GRANVILLE	FR	12.65 (0.8) 3/30
108	Sarah HUNTER	FR	12.82 (0.8) 3/30
203	Gracie RATLEDGE	FR	13.17 (1.6) 3/30

<b>14</b>		<b>Columbia (Mo.)</b>	<b>51.01</b>
LW: --		average 12.75	
35	Nikki SMITH	SO	12.33w (4.9) 3/31
95	Abby STRICKER	JR	12.72w (5.4) 3/31
123	Kaleea JOHNSON	SO	12.89w (4.6) 3/31
174	Ebony KIMMINS	FR	13.07w (3.9) 3/31

<b>15</b>		<b>Huston-Tillotson (Texas)</b>	<b>51.06</b>
LW: --		average 12.77	
44	Darla WANDJI	SO	12.37 () 3/10
68	Destiny JENKINS	SO	12.59w (2.2) 3/24
134	Kyra KENNEDY	FR	12.93w (2.3) 3/29
203	Ariana SELMAN	SO	13.17 () 3/10

<b>16</b>		<b>Columbia (S.C.)</b>	<b>51.08</b>
LW: --		average 12.77	
72	Kelsey WHITE-KENNEDY	FR	12.62w (5.9) 3/23
87	Amber BOYD	FR	12.69 (-0.1) 4/6
109	Alexandria WILLIAMS	FR	12.83 (1.6) 3/30
135	Kori KUNKLE	FR	12.94 (0.8) 3/30



# 2018 Outdoor Track & Field, Week #2

## Women's 200 Meters

**1 Wiley (Texas) 1:38.39**  
 LW: -- average 24.60

2	Natasha POLEON	JR	24.38	(-0.3)	3/23
5	Taishia PRYCE	SO	24.47	(-0.3)	3/23
6	Chriss Ann THOMAS	JR	24.49w	(2.4)	3/29
16	Michaela NEILS	FR	25.05w	(2.9)	3/23

**2 USC Beaufort (S.C.) 1:39.76**  
 LW: -- average 24.94

4	J'hari WILLIAMS	SO	24.43w	(2.4)	4/7
13	Maiya COOPER	SR	24.80	(0.3)	3/29
17	Faith CALLOWAY	JR	25.07	(1.6)	3/29
38	Iyana MCKEEVER	FR	25.46w	(4.0)	3/29

**3 Indiana Tech 1:40.48**  
 LW: -- average 25.12

10	Doneasha BREWER	FR	24.69	(1.7)	3/30
20	Antonishka DEVEAUX	FR	25.21	()	4/5
23	Patience KENNEDY	JR	25.29w	(4.2)	3/15
23	Ayanna MOODY	JR	25.29	()	4/5

**4 William Carey (Miss.) 1:41.17**  
 LW: -- average 25.29

8	Younis BESE	JR	24.58w	(3.0)	4/6
9	Charlana DONALD	SO	24.68w	(3.0)	4/6
68	Mia BRIDGES	SR	25.95w	(4.1)	3/16
70	Brittany WASHINGTON	FR	25.96w	(2.4)	3/23

**5 Xavier (La.) 1:42.25**  
 LW: -- average 25.56

21	Ry-Anne RILEY	SO	25.22	(-1.6)	3/22
28	Justyce RIGGS	SO	25.33	(-0.5)	3/22
52	Janelle JONES	JR	25.71	(-0.5)	3/22
73	As'Ja THOMPSON	FR	25.99	(1.7)	3/16

**6 Mobile (Ala.) 1:42.27**  
 LW: -- average 25.57

19	Briana HUFF	FR	25.18	(0.3)	3/23
22	Sofia MAZZA	FR	25.26w	(3.0)	4/6
35	Azaria JONES	FR	25.42w	(3.0)	4/6
112	Makayla BRYANT	FR	26.41	(1.2)	3/16

**7 Southern Oregon 1:43.30**  
 LW: -- average 25.83

41	Arianna DANIEL	SO	25.59	(-0.3)	3/16
47	Brooke CARSON	FR	25.65	(0.3)	4/7
71	Lohan SPRAUER	SO	25.97	(0.3)	3/27
87	Margot HAMMAN	SR	26.09	(1.4)	4/7

**8 British Columbia 1:44.39**  
 LW: -- average 26.10

45	H FASHINA-BOMBATA	FR	25.63	(-0.9)	4/6
71	Kira PEDERSON	SO	25.97	(-0.9)	4/6
93	Tegan WILSON	SO	26.18w	(2.5)	3/30
139	Emily RUSSELL	SR	26.61	(1.8)	3/30

**9 McPherson (Kan.) 1:44.51**  
 LW: -- average 26.13

3	Amy BRAIMBRIDGE	SO	24.41w	(3.0)	3/31
92	Genevieve RIVERA	FR	26.17w	(3.0)	3/31
166	Destiny JOHNSON	FR	26.81w	(3.0)	3/31
200	Cierra LEE	SO	27.12w	(4.5)	3/15

**10 Friends (Kan.) 1:44.81**  
 LW: -- average 26.20

11	Natali ENGLE	SR	24.77w	(3.0)	4/8
95	Shelby HUNDLEY	JR	26.21w	(3.0)	4/8
123	Lauren DOLL	SO	26.52	(-1.1)	3/21
227	Chelsea BAKER	SR	27.31	(-1.1)	3/21

**11 Langston (Okla.) 1:45.14**  
 LW: -- average 26.29

68	Alexandria NEELY	SO	25.95	(0.0)	3/30
90	Keandria FORD	SO	26.12w	(2.9)	3/23
116	Christian TUDMAN	FR	26.44	(0.3)	3/23
141	Jasmine MASON	SO	26.63	(1.6)	3/23

**12 Our Lady of the Lake (T) 1:45.62**  
 LW: -- average 26.41

26	Alexis OAKS	FR	25.32	(1.6)	3/31
96	Aundrea CULLIVER	SO	26.22	(1.6)	3/31
119	Amanda ESPARZA	FR	26.49	(0.5)	3/31
--	Samantha MILLAN	JR	27.59	(0.5)	3/31

**13 Cumberlands (Ky.) 1:45.78**  
 LW: -- average 26.45

33	Ashli POPE	SR	25.38	(-0.4)	3/30
114	Dymanique THOMPSON	FR	26.43	(1.6)	3/15
178	Raegan GRANVILLE	FR	26.95	(2.0)	3/15
186	Sarah HUNTER	FR	27.02	(0.3)	3/30

**14 Huston-Tillotson (Texas) 1:45.84**  
 LW: -- average 26.46

61	LeeAnn NASH	SR	25.83w	(2.6)	4/5
76	Darla WANDJI	SO	26.00	(2.0)	3/24
151	Kyra KENNEDY	FR	26.69	(1.2)	4/5
229	Destiny JENKINS	SO	27.32	(-2.0)	3/16

**15 Columbia (Mo.) 1:45.98**  
 LW: -- average 26.50

58	Nikki SMITH	SO	25.78	(1.8)	3/17
104	Kaleea JOHNSON	SO	26.33	(0.0)	4/7
148	Abby STRICKER	JR	26.65	(1.3)	3/23
213	Hannah CROW	FR	27.22w	(8.3)	3/31

**16 Central Christian (Kan.) 1:46.25**  
 LW: -- average 26.56

45	Brandy SMITH	SO	25.63w	(2.2)	3/15
63	Amanda MURRAY	JR	25.84w	(5.3)	3/31
200	Hannah FREDRICKSON	SR	27.12w	(5.0)	3/15
--	Temar SMITH	FR	27.66w	(3.0)	3/15





# 2018 Outdoor Track & Field, Week #2

## Women's 400 Meters

**1** **Southern-New Orleans** 3:37.91  
 LW: -- average 54.48

1	Shadae HYLTON	SR	53.20	3/30
2	Xuxa PEART	FR	54.41	3/30
3	Argyana BOLTON	SO	54.74	3/30
4	Shantae GREEN	JR	55.56	3/30

**2** **Indiana Tech** 3:48.28  
 LW: -- average 57.07

6	Ayanna MOODY	JR	55.85	3/30
9	Patience KENNEDY	JR	56.70	3/30
22	Araya WILLIAMS	JR	57.79	4/5
25	Lauren EDWARDS	FR	57.94	4/5

**3** **Wiley (Texas)** 3:49.91  
 LW: -- average 57.48

7	Natasha POLEON	JR	55.91	3/16
21	Chriss Ann THOMAS	JR	57.58	3/16
23	Shamona HUNT	SO	57.81	3/23
43	Danielle DAVID	SO	58.61	3/29

**4** **USC Beaufort (S.C.)** 3:52.75  
 LW: -- average 58.19

11	Faith CALLOWAY	JR	57.07	3/10
19	J'hari WILLIAMS	SO	57.42	3/23
27	Maiya COOPER	SR	58.04	3/29
80	Cort'Nasha MUTCHERSON	SO	1:00.22	3/10

**5** **Xavier (La.)** 3:53.04  
 LW: -- average 58.26

16	Ariane WILLIAMS	JR	57.26	3/30
17	Kayla QUINCY	SR	57.33	3/30
42	Janelle JONES	JR	58.55	3/30
69	As'Ja THOMPSON	FR	59.90	3/22

**6** **Southern Oregon** 3:54.70  
 LW: -- average 58.68

20	Arianna DANIEL	SO	57.43	4/7
41	Savannah GREENWADE	SO	58.53	4/7
45	Loghan SPRAUER	SO	58.80	4/7
70	Brooke CARSON	FR	59.94	3/24

**7** **Lewis-Clark State (Idah)** 3:55.51  
 LW: -- average 58.88

14	Mattie BROUWERS	SR	57.19	3/17
32	Ariel JENSEN	SR	58.24	3/22
46	Maisie MCMANUS	FR	58.98	3/17
103	Rebecca SAXTON	JR	1:01.10	3/22

**8** **Friends (Kan.)** 3:58.37  
 LW: -- average 59.59

13	Natali ENGLE	SR	57.10	3/16
36	Shelby HUNDLEY	JR	58.33	3/16
92	Kara SIMMONS	JR	1:00.83	3/16
134	Miranda TENOVE	SO	1:02.11	3/16

**9** **William Carey (Miss.)** 4:00.78  
 LW: -- average 1:00.20

30	Brittany WASHINGTON	FR	58.17	3/16
44	Jaden RUSSELL	SO	58.77	3/23
110	Kameron JEFFERSON	JR	1:01.36	4/6
142	Kierra FRAZIER	FR	1:02.48	4/6

**10** **Grand View (Iowa)** 4:02.38  
 LW: -- average 1:00.59

49	Kennedy KING	SR	59.15	4/5
54	Ronnoja AYERS	SR	59.27	4/5
118	Katie ROBERTS	SR	1:01.65	4/5
137	Chantel BLAIR	SO	1:02.31	3/31

**11** **Wayland Baptist (Texa)** 4:02.40  
 LW: -- average 1:00.60

8	Ja'lanna WILLIAMS	SR	56.44	3/23
66	Tiffany CANO	JR	59.77cA (59.66)	4/6
67	Tatjana BROWN	FR	59.86	3/23
248	Tanya PAVEZ	JR	1:06.33c (1:06.22)	4/6

**12** **Mobile (Ala.)** 4:02.62  
 LW: -- average 1:00.65

12	Briana HUFF	FR	57.09	3/16
75	Billie SHELTON	FR	1:00.10	3/16
138	Aneya RAYNOR	FR	1:02.33	3/16
160	Adasia TINSON	SR	1:03.10	4/6

**13** **Our Lady of the Lake (T)** 4:04.58  
 LW: -- average 1:01.14

48	Aundrea CULLIVER	SO	59.10	3/15
59	Amanda ESPARZA	FR	59.54	3/15
146	Victoria DE LA CRUZ	FR	1:02.62	3/31
169	Maricela CASTRO	FR	1:03.32	3/31

**14** **Corban (Ore.)** 4:04.64  
 LW: -- average 1:01.16

52	Lindsay ASPLUND	JR	59.19	4/6
87	Mackenzie WILSON	FR	1:00.48	3/24
116	Leah MCCLAIN	JR	1:01.50	3/10
174	Sabrina REIFSCHNEIDER	FR	1:03.47	3/3

**15** **Avila (Mo.)** 4:05.54  
 LW: -- average 1:01.39

31	Helen THAMES	JR	58.22	3/23
84	Tenka STRINGER	SO	1:00.40	3/23
141	Breonne MALTBLIA	SO	1:02.44	3/31
197	Murielle MERCIER	FR	1:04.48	3/31

**16** **Northwestern (Iowa)** 4:08.07  
 LW: -- average 1:02.02

71	Rebekah MUILENBURG	JR	59.96	3/29
127	Emily SORENSEN	JR	1:01.97	3/29
152	Megan WILLROTH	SO	1:02.91	3/29
165	Sydney BATZ	FR	1:03.23	3/29



# 2018 Outdoor Track & Field, Week #2

## Women's 800 Meters

**1** **British Columbia** 8:50.74  
 LW: -- average 2:12.69

2	Natalia HAWTHORN	SR	2:10.58	3/30
3	Nicola SYMONDS	JR	2:11.06	3/30
6	Sandra KILMARTIN	SR	2:13.75	4/7
9	Camille VAN TASSEL	SR	2:15.35	3/30

**2** **Northwestern (Iowa)** 9:15.31  
 LW: -- average 2:18.83

14	Katie BOSCH	SR	2:16.94	3/29
22	Katie LANDHUIS	SR	2:18.32	3/29
24	Rebekah MUILENBURG	JR	2:18.62	3/29
39	Breanna HARTHOORN	SO	2:21.43	3/29

**3** **Westmont (Calif.)** 9:15.81  
 LW: -- average 2:18.95

12	Hope GEISINGER	SR	2:16.04	3/31
19	Alyssa CALDERA	FR	2:17.82	4/7
35	Janna JENSEN	SR	2:20.25	4/7
41	Abigail WHITE	SR	2:21.70	4/7

**4** **Wayland Baptist (Texa)** 9:18.66  
 LW: -- average 2:19.67

4	Elizabeth WILLIAMS	SO	2:13.14	3/29
20	Tiffany CANO	JR	2:17.98	3/29
23	Patrice DANIELS	SR	2:18.33	3/29
121	Tanya PAVEZ	JR	2:29.21c (2:29.72)	4/6

**5** **Point Park (Pa.)** 9:42.72  
 LW: -- average 2:25.68

1	Anna SHIELDS	JR	2:09.48	3/31
34	Reba BARTRAM	FR	2:20.07	3/31
165	Taylor CELICH	JR	2:32.12	3/31
--	Kara ROHLF	JR	2:41.05	4/7

**6** **Shawnee State (Ohio)** 9:43.20  
 LW: -- average 2:25.80

27	Brooke SMITH	JR	2:19.31	4/6
83	Jessica PRICE	SO	2:26.34	3/15
107	Anna HAVRANEK	SR	2:28.21	3/23
124	Lindsey KRAUSE	SO	2:29.34	3/23

**7** **Southern Oregon** 9:43.94  
 LW: -- average 2:25.99

50	Arianna DANIEL	SO	2:22.68	3/24
59	Kayle BLACKMORE	JR	2:23.87	3/24
60	Loghan SPRAUER	SO	2:23.92	3/27
195	Shayla POTRATZ	FR	2:33.47	3/24

**8** **St. Ambrose (Iowa)** 9:44.27  
 LW: -- average 2:26.07

53	Abby HAMMER	SR	2:23.02	3/29
69	Abby SEARS	JR	2:24.91	3/29
91	Corrie REILLEY	JR	2:26.99	3/29
125	Sarah ADAMS	SO	2:29.35	3/29

**9** **Morningside (Iowa)** 9:46.43  
 LW: -- average 2:26.61

13	Michelle MUMM	SR	2:16.58	4/8
80	Emalee FUNDERMANN	FR	2:25.96	4/8
129	Rose PELELO-RAY	JR	2:29.63	4/8
212	Clare KORTLEVER	JR	2:34.26	4/8

**10** **College of Idaho** 9:49.24  
 LW: -- average 2:27.31

29	M VITALE-SULLIVAN	SO	2:19.77	3/30
66	Tamika RUSSELL	JR	2:24.49	3/30
171	Abigail CRAIG	SO	2:32.42	3/30
174	Chaye UPTMOR	FR	2:32.56	3/30

**11** **Hope International (Cal)** 9:49.96  
 LW: -- average 2:27.49

25	Salina GARCIA	SO	2:18.83	4/7
36	Daphne SALOMON	FR	2:20.36	4/7
193	Tabitha ABBEY	FR	2:33.41	3/24
--	Janna LANGRELL	SR	2:37.36	3/24

**12** **Mobile (Ala.)** 9:51.04  
 LW: -- average 2:27.76

64	Billie SHELTON	FR	2:24.29	3/23
108	Aneya RAYNOR	FR	2:28.30	3/30
114	Madelyn WELLS	FR	2:28.70	4/6
130	Nichole SLOCUMB	FR	2:29.75	3/23

**13** **St. Thomas (Fla.)** 9:52.17  
 LW: -- average 2:28.04

87	Susana GUTIERREZ	SO	2:26.68	2/17
88	Andrea PETERSON	FR	2:26.71	4/6
103	Lesly MARCIN	FR	2:27.93	3/2
149	Gabriela GUTIERREZ	FR	2:30.85	4/6

**14** **Mount Vernon Nazaren** 9:54.82  
 LW: -- average 2:28.71

43	Rachel GERBER	JR	2:21.73	3/9
110	Kaylin SHACKELFORD	FR	2:28.49	4/6
146	Alexis KANDEL	SR	2:30.59	3/30
203	Bryanna BOLHA	JR	2:34.01	3/30

**15** **Friends (Kan.)** 9:55.06  
 LW: -- average 2:28.76

38	Miranda TENOVE	SO	2:21.39	3/16
84	Christa FOLLETTE	JR	2:26.38	3/16
175	Lauren DOLL	SO	2:32.57	3/21
223	Kara ZAHARIADES	FR	2:34.72	3/16

**16** **Texas Wesleyan** 9:56.09  
 LW: -- average 2:29.02

32	RIANNA VIDALES	FR	2:20.00	3/10
90	MELISSA GONZALES	SO	2:26.91	3/15
171	BRIANNA ALEXANDER	FR	2:32.42	3/31
--	MARIA GUILLEN	FR	2:36.76	3/15



# 2018 Outdoor Track & Field, Week #2

## Women's 1500 Meters

**1** **British Columbia** **18:07.0**  
 LW: -- *average 4:31.76*

2	Natalia HAWTHORN	SR	4:22.21	4/6
3	Nicola SYMONDS	JR	4:28.14	4/6
4	Sandra KILMARTIN	SR	4:28.28	4/6
23	Mikayla TINKHAM	SO	4:48.43	4/6

**2** **Southern Oregon** **19:10.9**  
 LW: -- *average 4:47.73*

5	Jessa PERKINSON	SR	4:31.97	3/16
17	Kayle BLACKMORE	JR	4:46.30	3/24
30	Jenna STORMS	JR	4:51.58	4/7
74	Lauren FILLIPOW	FR	5:01.09	4/7

**3** **St. Francis (Ill.)** **19:26.5**  
 LW: -- *average 4:51.65*

18	Ashlee KNOTT	SR	4:46.34	4/7
26	Taylor CONROY	SO	4:50.13	4/7
35	Sabrina BAFTIRI	FR	4:52.97	4/7
56	Bre RODRIGUEZ	SO	4:57.15	4/7

**4** **Taylor (Ind.)** **19:26.7**  
 LW: -- *average 4:51.68*

16	Rachel BLAGG	JR	4:46.02	4/7
34	Sarah HARDEN	FR	4:52.70	4/7
36	Alexandra BERENDS	JR	4:53.20	4/7
43	Taylor BLUEMEL	SO	4:54.79	4/7

**5** **SCAD Atlanta (Ga.)** **19:31.6**  
 LW: -- *average 4:52.92*

6	Emily KEARNEY	SO	4:33.38	3/30
11	Katie GERRARD	FR	4:42.46	3/16
54	Kalie DEMERJIAN	JR	4:56.85	3/30
194	Gabbrielle ROBINSON	SO	5:18.99	4/6

**6** **Westmont (Calif.)** **19:37.5**  
 LW: -- *average 4:54.38*

25	Janna JENSEN	SR	4:48.75	3/31
45	Casey JENSEN	FR	4:54.97	3/31
49	Grace HANNA	FR	4:56.22	3/31
60	Hope GEISINGER	SR	4:57.60	3/17

**7** **Point Park (Pa.)** **19:51.4**  
 LW: -- *average 4:57.87*

1	Anna SHIELDS	JR	4:21.71	3/31
99	Alyssa BOYD	FR	5:06.06	3/24
134	Kara ROHLF	JR	5:10.89	4/7
149	Taylor CELICH	JR	5:12.80	4/7

**8** **The Master's (Calif.)** **19:53.6**  
 LW: -- *average 4:58.40*

21	Rachelle NELSON	FR	4:47.90	4/7
28	Abigail FRANKIAN	SR	4:50.61	3/17
42	Rylee BISHOP	JR	4:53.65	3/10
208	Emily BODINE	FR	5:21.44c (5:47.16(1))	3/30

**9** **Cornerstone (Mich.)** **20:00.5**  
 LW: -- *average 5:00.14*

20	Sierra ALBUS	FR	4:47.73	3/9
40	Valerie RICHTER	JR	4:53.53	3/9
96	Amanda SOROKIN	SO	5:05.50	3/9
158	Madison SECORD	SO	5:13.81	4/6

**10** **Shawnee State (Ohio)** **20:01.4**  
 LW: -- *average 5:00.37*

9	Brooke SMITH	JR	4:38.39	3/30
73	Anna HAVRANEK	SR	5:00.98	3/9
124	Lindsey KRAUSE	SO	5:09.62	3/9
147	Marissa SMITH	FR	5:12.48	4/7

**11** **Corban (Ore.)** **20:09.8**  
 LW: -- *average 5:02.47*

69	Sydney NICHOL	FR	5:00.23	4/6
81	Rebecca SIDLO	SO	5:02.60	3/3
82	Hannah CLARIZIO	JR	5:02.62	3/3
95	Annabel GUPTILL	JR	5:04.41	3/3

**12** **Indiana Wesleyan** **20:13.5**  
 LW: -- *average 5:03.39*

27	Jessica SPRINKLES	SO	4:50.30	3/23
64	Jene'e GOODWIN	SO	4:58.62	4/7
126	Emily NEIDECK	JR	5:09.83	3/23
163	Londyn WISE	SR	5:14.80	3/23

**13** **Southeastern (Fla.)** **20:13.9**  
 LW: -- *average 5:03.48*

32	Julia KASTER	JR	4:51.78	4/6
47	Hannah PALM	SR	4:55.42	4/6
151	Raeanna PABON		5:13.24c (5:38.30(1))	1/27
153	Macy PETERSON	FR	5:13.47	4/6

**14** **Oklahoma City** **20:16.5**  
 LW: -- *average 5:04.13*

38	Lydia MATO	SR	4:53.46	4/8
38	Aminat OLOWORA	JR	4:53.46	4/8
76	Sheridan HOYER	JR	5:01.58	3/30
--	Alexas VARGAS	SO	5:28.03	4/8

**15** **Hope International (Cal)** **20:29.0**  
 LW: -- *average 5:07.27*

48	Salina GARCIA	SO	4:56.07	3/24
89	Daphne SALOMON	FR	5:03.61	3/24
116	Tabitha ABBEY	FR	5:08.38	3/24
201	Janna LANGRELL	SR	5:21.02	3/24

**16** **Oregon Tech** **20:33.5**  
 LW: -- *average 5:08.38*

12	Susie GARZA	JR	4:42.91	3/30
82	Annika ANDERSEN	JR	5:02.62	3/10
206	Jordan MONROE	SO	5:21.38	3/24
--	Heather KRISTOFF	FR	5:26.61	4/7



# 2018 Outdoor Track & Field, Week #2

## Women's Steeplechase

<b>1</b>		<b>Southwestern (Kan.)</b>	<b>49:11.6</b>
LW: --		average 12:17.90	
15	Justine VOGELE	JR	11:44.12 3/15
27	Ashley SMITH	SR	12:13.74 4/8
33	Sydney MUZNY	FR	12:27.70 4/8
43	Erin FLOYD	FR	12:46.05 3/15
<b>2</b>		<b>Friends (Kan.)</b>	<b>49:39.5</b>
LW: --		average 12:24.89	
9	Nicole BALLARD	FR	11:37.72 3/23
23	Christa FOLLETTE	JR	12:05.33 3/16
46	Payton REAVES	SO	12:50.48 4/8
62	Kara ZAHARIADES	FR	13:06.05 3/16
<b>3</b>		<b>Indiana Wesleyan</b>	<b>52:03.4</b>
LW: --		average 13:00.85	
36	Abigail SCOTT	SR	12:39.56 4/7
49	Bryn BEYER	SR	12:53.08 4/7
65	Leah BLANKENSHIP	FR	13:09.11 4/7
73	Carolyn LOGSDON	SO	13:21.65 4/7
<b>4</b>		<b>Truett-McConnell (Ga.)</b>	<b>52:35.8</b>
LW: --		average 13:08.96	
40	Margaret WIEDEMAN	JR	12:42.83 3/23
41	Ivie NOBLES	SO	12:45.54 3/15
72	Alexis CARTER	FR	13:20.55 4/6
83	Haleigh MARTIN	FR	13:46.92 3/15
<b>5</b>		<b>Webber International (</b>	<b>57:20.5</b>
LW: --		average 14:20.14	
82	Taylor CHRISTIAN	JR	13:44.18 3/22
87	Koree REAM	JR	14:05.39 3/22
89	Alexis TUCKER	SO	14:21.52 3/22
95	Joyce CABA	JR	15:09.48 3/16



# 2018 Outdoor Track & Field, Week #2

## Women's 5000 Meters

<b>1</b>		<b>St. Francis (Ill.)</b>	<b>1:12:30</b>
LW: --		average 18:07.71	
14	Catherine CROSSON	SR	18:01.55 3/31
16	Ashlee KNOTT	SR	18:05.59 3/31
19	Laisha CORONA	FR	18:10.06 3/31
23	Taylor CONROY	SO	18:13.64 3/31

<b>2</b>		<b>Shawnee State (Ohio)</b>	<b>1:12:37</b>
LW: --		average 18:09.42	
6	Brooke SMITH	JR	17:32.24 3/15
13	Anna HAVRANEK	SR	18:00.02 3/15
29	Lindsey KRAUSE	SO	18:20.13 3/15
44	Alyssa TAYLOR	JR	18:45.30 3/15

<b>3</b>		<b>SCAD Atlanta (Ga.)</b>	<b>1:13:20</b>
LW: --		average 18:20.07	
2	Emily KEARNEY	SO	16:54.12 3/16
17	Kalie DEMERJIAN	JR	18:06.08 3/16
52	Maddie MULLEN	JR	18:49.44 3/16
95	Olivia BABEU	JR	19:30.62 3/16

<b>4</b>		<b>Oklahoma City</b>	<b>1:14:06</b>
LW: --		average 18:31.56	
5	Lydia MATO	SR	17:23.00 3/30
39	Brooke CASSAR	SR	18:38.45 3/30
46	Tyler BERGE	JR	18:45.87 3/30
78	Kassidy WILLIAMS	JR	19:18.93 3/30

<b>5</b>		<b>College of Idaho</b>	<b>1:14:22</b>
LW: --		average 18:35.50	
3	M VITALE-SULLIVAN	SO	17:15.40 3/30
38	Kaitlyn SCHUT	SO	18:38.34 3/30
62	Lilly WHITEHEAD	SO	19:02.36 3/30
87	Erin MOYER	FR	19:25.92 3/30

<b>6</b>		<b>St. Ambrose (Iowa)</b>	<b>1:14:35</b>
LW: --		average 18:38.88	
30	Karyn PAISLEY	SR	18:22.70 3/31
33	Chloe GUNN	JR	18:27.42 3/31
48	Keeley KNOBLOCH	JR	18:47.42 3/31
58	Jenny DICKES	SO	18:58.00 3/31

<b>7</b>		<b>MidAmerica Nazarene</b>	<b>1:15:00</b>
LW: --		average 18:45.02	
15	Bethany BROWN	SR	18:03.47 4/7
47	Erin KROHN	JR	18:45.93 4/7
57	Rachel WHITE	JR	18:55.69 4/7
76	Breanna BARNEY	JR	19:14.98 4/7

<b>8</b>		<b>Point Park (Pa.)</b>	<b>1:15:42</b>
LW: --		average 18:55.55	
1	Anna SHIELDS	JR	16:28.09 3/24
56	Kara ROHLF	JR	18:54.86 3/31
118	Alex BARR	FR	19:44.22 3/24
178	Alexis SHERMAN	SR	20:35.04 4/7

<b>9</b>		<b>Southeastern (Fla.)</b>	<b>1:15:44</b>
LW: --		average 18:56.22	
9	Julia KASTER	JR	17:47.14 3/22
35	Kelsi OGILVIE	FR	18:30.44 4/6
97	Raeanna PABON	FR	19:32.26 3/10
129	Kristen ROBINSON	FR	19:55.04 3/10

<b>10</b>		<b>Indiana Wesleyan</b>	<b>1:15:54</b>
LW: --		average 18:58.65	
21	Rebecca GROH	JR	18:11.39 4/7
60	Caitlyn CHASTAIN	SR	19:00.83 4/7
75	Yvette ROJAS	SO	19:14.68 4/7
88	Erin COUWENHOVEN	SO	19:27.71 4/7

<b>11</b>		<b>Southern Oregon</b>	<b>1:15:56</b>
LW: --		average 18:59.08	
18	Jenna STORMS	JR	18:06.27 3/30
43	Shayla POTRATZ	FR	18:42.74 3/30
61	Lauren FILLIPOW	FR	19:02.02 3/30
142	Sydney NUNAMAKER	FR	20:05.27 3/24

<b>12</b>		<b>SCAD Savannah (Ga.)</b>	<b>1:16:29</b>
LW: --		average 19:07.36	
27	Caroline COOK	SR	18:17.60 4/6
49	Lemi WUTZ	FR	18:48.41 3/3
71	Grace TINKEY	SO	19:11.75 2/24
153	Hannah SHARP	FR	20:11.69 3/3

<b>13</b>		<b>Milligan (Tenn.)</b>	<b>1:16:50</b>
LW: --		average 19:12.74	
7	Katlyn HAAS	SO	17:44.59 3/30
53	Amy FERGUSON	FR	18:50.52 4/6
126	Hannah BELL	SO	19:50.00 3/30
165	Stephanie COFFEY	JR	20:25.84 3/30

<b>14</b>		<b>St. Thomas (Fla.)</b>	<b>1:17:14</b>
LW: --		average 19:18.72	
55	Sarah BOMKAMP	JR	18:53.32 3/16
67	Susana GUTIERREZ	SO	19:04.99 3/2
79	Andrea PETERSON	FR	19:19.70 3/2
131	Gabriela GUTIERREZ	FR	19:56.88 3/2

<b>15</b>		<b>Northwest (Wash.)</b>	<b>1:18:48</b>
LW: --		average 19:42.23	
10	Sarah ESTABROOK	SR	17:50.31 3/30
122	Quinn DHAENENS	FR	19:47.36 3/17
135	Amberly MELENDEZ	SO	19:59.16 3/17
223	Megan GOLLING		21:12.09 2/17








<b>16</b>		<b>Spring Arbor (Mich.)</b>	<b>1:19:11</b>
LW: --		average 19:47.87	
50	Victoria HARPER	JR	18:48.76 4/7
81	Megan JONES	SO	19:20.43 3/23
164	Megan BROWN	SO	20:24.91 3/23
181	Mackenzey KASPER	SO	20:37.36 3/23





# 2018 Outdoor Track & Field, Week #2


## Women's 10,000 Meters


<b>1</b>		<b>Shawnee State (Ohio)</b>	<b>2:35:13</b>
LW: --		average 38:48.26	
6	Anna HAVRANEK	SR	36:50.29 3/30
10	Alyssa TAYLOR	JR	37:47.44 3/31
28	Kate SPENCER	SR	39:24.38 3/15
43	Mallory SPENCER	FR	41:10.94 3/15
<b>2</b>		<b>College of Idaho</b>	<b>2:36:07</b>
LW: --		average 39:01.97	
8	M VITALE-SULLIVAN	SO	37:07.34 3/17
22	Kaitlyn SCHUT	SO	39:06.38 3/17
25	Ashtyn ELLIS	SR	39:10.54 3/30
41	Abigail CRAIG	SO	40:43.60 3/17
<b>3</b>		<b>Southeastern (Fla.)</b>	<b>2:48:56</b>
LW: --		average 42:14.06	
11	Kelsi OGILVIE	FR	37:50.41 3/22
29	Julia KASTER	JR	39:29.70 3/10
68	Megan FITZGERALD	SR	44:23.92 3/10
85	Kendall HAYES	SR	47:12.20 3/10
<b>4</b>		<b>Indiana Wesleyan</b>	<b>2:55:55</b>
LW: --		average 43:58.89	
39	Yvette ROJAS	SO	40:37.23 3/23
42	Annie MCBEATH	FR	40:47.55 3/23
81	Nicole TERPSTRA	SO	46:58.30 3/23
87	Emily ANGELO	SO	47:32.48 3/23
<b>5</b>		<b>St. Thomas (Fla.)</b>	<b>2:56:42</b>
LW: --		average 44:10.68	
15	Sarah BOMKAMP	JR	38:09.65 3/2
23	Susana GUTIERREZ	SO	39:09.16 4/6
90	Carolyn GALAN	FR	49:10.41 4/6
93	Escarleth MEMBRENO	JR	50:13.51 4/6
<b>6</b>		<b>Concordia (Neb.)</b>	<b>3:1:25.</b>
LW: --		average 45:21.28	
47	Taylor GROVE	JR	41:50.47 3/22
62	Sydney CLARK	FR	43:46.19 3/22
75	Erin LINDEMAN	SO	45:59.70 3/22
92	Savannah DIETZ	SO	49:48.75 3/22
<b>7</b>		<b>Webber International (</b>	<b>3:2:17.</b>
LW: --		average 45:34.46	
57	Natasha MENIFEE	JR	43:00.14 3/10
58	Kendal CLARK	FR	43:02.14 3/22
84	Joyce CABA	JR	47:01.69 4/6
91	Koree REAM	JR	49:13.88 4/6





## 2018 Outdoor Track &amp; Field, Week #2


## Women's 100 Meter Hurdles


<b>1</b>		<b>Indiana Tech</b>	<b>58.06</b>		
LW: --		average 14.52			
4	Shakirah ALLEN	SO	14.32w	(2.3)	3/15
6	Leondra CORREIA	SO	14.38	(0.0)	3/15
7	Mary LEIGHTON	FR	14.57w	(2.8)	3/15
9	Sherita LOWMAN	SO	14.79	(1.0)	3/15


<b>2</b>		<b>Friends (Kan.)</b>	<b>1:00.57</b>		
LW: --		average 15.14			
2	Chelsea BAKER	SR	14.30w	(2.4)	3/16
10	Lauren DOLL	SO	14.80w	(5.9)	3/16
45	Tyann ISAACS	SR	15.62w	(3.6)	4/8
62	Shelby HUNDLEY	JR	15.85w	(3.6)	4/8

<b>3</b>		<b>Southern Oregon</b>	<b>1:02.77</b>		
LW: --		average 15.69			
38	Erika SODERSTROM	SO	15.48	(-0.6)	3/10
40	Tara CROSSWHITE	FR	15.53w	(3.1)	4/7
47	Laghan SPRAUER	SO	15.67	(-0.3)	3/27
71	Lauren MCGOWNE	SR	16.09	(0.0)	3/24


<b>4</b>		<b>Indiana Wesleyan</b>	<b>1:04.37</b>		
LW: --		average 16.09			
31	Jailyn KRANTZ	JR	15.32	(1.8)	3/23
56	Lorna BECHTEL	FR	15.77w	(3.0)	3/23
95	Lexa RICHARDSON	FR	16.41	()	4/5
128	Cae'Sarae WRIGHT	SO	16.87	()	4/7


<b>5</b>		<b>Grand View (Iowa)</b>	<b>1:04.50</b>		
LW: --		average 16.13			
39	Dimetrea HAMILTON	SO	15.50	()	3/31
49	Amara TAYLOR	FR	15.70	(-2.8)	4/5
117	Jessica VANZUUK	SR	16.64	()	3/31
118	Kaitlin HOLSCHLAG	FR	16.66	(-0.2)	4/5


<b>6</b>		<b>Concordia (Neb.)</b>	<b>1:04.65</b>		
LW: --		average 16.16			
35	Kennedy MOGUL	FR	15.40w	(4.7)	3/30
80	Jessica DETERDING	SO	16.20w	(5.0)	3/30
83	Jamie NIKODYM	JR	16.24w	(4.3)	4/5
125	Emily LOY	FR	16.81w	(2.5)	4/5


<b>7</b>		<b>William Carey (Miss.)</b>	<b>1:04.76</b>		
LW: --		average 16.19			
34	Terese LUJUA	FR	15.39w	(3.1)	4/6
72	Kierra FRAZIER	FR	16.15w	(2.7)	3/23
99	Ariyana NEAL	FR	16.45	(1.4)	3/30
124	Sennia CORBIN	FR	16.77w	(3.5)	4/6


<b>8</b>		<b>Doane (Neb.)</b>	<b>1:04.81</b>		
LW: --		average 16.20			
33	Caitlin PETERSON	SR	15.36w	(4.3)	4/5
85	Caitlyn WISECUP	SR	16.26w	(4.3)	4/5
103	Kayla BACHLE	SO	16.49w	(2.5)	4/5
120	Amanda COOK	SO	16.70	()	3/30


<b>9</b>		<b>Jamestown (N.D.)</b>	<b>1:04.97</b>		
LW: --		average 16.24			
32	Kaiann ARELLANO	SR	15.34cA	(15.30 (1.7))	4/6
69	Beth ALEXANDER	FR	16.07cA	(16.03 (0.8))	4/6
110	Katie CANNON	FR	16.57cA	(16.53 (0.8))	4/6
135	Madelaine RUE	SO	16.99cA	(16.95 (0.2))	4/6

<b>10</b>		<b>Xavier (La.)</b>	<b>1:05.61</b>		
LW: --		average 16.40			
44	Raven DAVIS	JR	15.61w	(3.6)	3/10
68	Alysia TERRY	FR	16.06	(1.8)	3/2
78	Amari WINDOM	FR	16.19	(1.6)	3/10
170	Toni TRAIL	FR	17.75	(1.8)	3/2


<b>11</b>		<b>Westmont (Calif.)</b>	<b>1:05.89</b>		
LW: --		average 16.47			
11	Madison HERRERA	SR	14.89	(0.7)	4/6
41	Chena UNDERHILL	SO	15.57w	(2.8)	3/31
116	Brianna STOPPA	JR	16.62	(1.2)	4/7
204	Charlotte COMBRINK	FR	18.81	(-1.1)	3/22

<b>12</b>		<b>Olivet Nazarene (Ill.)</b>	<b>1:06.23</b>		
LW: --		average 16.56			
78	Emily TROEMEL	SR	16.19w	(2.8)	4/6
87	Meghann CULLEN	FR	16.28	(1.8)	3/23
103	Madysin QUINN	FR	16.49	(1.8)	3/23
148	Micaela WIEGAND	SO	17.27w	(2.8)	4/6

<b>13</b>		<b>Carroll (Mont.)</b>	<b>1:06.27</b>		
LW: --		average 16.57			
60	Bethany LACOCK	SR	15.82cA	(15.78 (0.0))	3/30
112	Ember DRIVDAHL	SO	16.60cA	(16.56 (0.0))	3/30
126	Josie D'AGOSTINO	SO	16.82wc	(16.78 (2.6))	3/30
137	Allie SCHULZ	SO	17.03cA	(16.99 (0.0))	3/30

<b>14</b>		<b>Dickinson State (N.D.)</b>	<b>1:06.81</b>		
LW: --		average 16.70			
61	Mackenzie GRUBBS	FR	15.83cA	(15.79 (0.0))	3/30
63	Abby HONEYMAN	SR	15.89cA	(15.85 (-3.4))	3/24
152	Lexee CRAIG	SO	17.38wc	(17.34 (2.6))	3/30
167	Zoeë BOSCHÉE	FR	17.71wc	(17.67 (2.6))	3/30


<b>15</b>		<b>Corban (Ore.)</b>	<b>1:07.46</b>		
LW: --		average 16.87			
65	Sabrina REIFSCHNEIDER	FR	15.95	(1.0)	3/10
94	Kristi CHILDERS	JR	16.40	(-1.4)	3/3
155	Cara COURTNEY	FR	17.41	(1.0)	3/10
165	Rebekah QUAGLIO	JR	17.70	(1.0)	3/10

<b>16</b>		<b>USC Beaufort (S.C.)</b>	<b>1:09.09</b>		
LW: --		average 17.27			
46	Jaslyn JOSEPH	SO	15.65	(-0.3)	3/17
111	Tamia THOMPSON	SO	16.59	(-0.3)	3/17
164	Lauren TREGONING	SO	17.69	(0.7)	4/6
210	Alayna RICHARDSON	FR	19.16	(-0.3)	3/17




# 2018 Outdoor Track & Field, Week #2

## Women's 400 Meter Hurdles

**1**  **Indiana Tech** **4:27.70**  
 LW: -- *average 1:06.92*


20	Leondra CORREIA	SO	1:05.30	3/30
35	Zoey MCGOWAN	FR	1:07.27	4/5
39	Mary LEIGHTON	FR	1:07.56	3/30
40	Lauren EDWARDS	FR	1:07.57	3/30

**2**  **Doane (Neb.)** **4:27.98**  
 LW: -- *average 1:07.00*


11	Emily HARSIN	SR	1:03.90	4/5
31	Amanda COOK	SO	1:06.87	4/5
34	Ashley COOK	SO	1:07.24	4/5
64	Caitlyn WISECUP	SR	1:09.97	4/5

**3** **Corban (Ore.)** **4:28.17**  
 LW: -- *average 1:07.04*

16	Lindsay ASPLUND	JR	1:04.51	3/24
23	Kristi CHILDERS	JR	1:05.41	3/10
49	Sabrina REIFSCHNEIDER	FR	1:08.30	3/10
63	Leah MCCLAIN	JR	1:09.95	4/6

**4**  **Friends (Kan.)** **4:30.39**  
 LW: -- *average 1:07.60*


6	Shelby HUNDLEY	JR	1:02.27	3/23
10	Kara SIMMONS	JR	1:03.72	3/23
43	Lauren DOLL	SO	1:07.99	3/16
145	Elaina HENDERSON	FR	1:16.41	3/16

**5**  **Concordia (Neb.)** **4:39.13**  
 LW: -- *average 1:09.78*


32	Kennedy MOGUL	FR	1:06.88	4/5
57	Jamie NIKODYM	JR	1:09.19	4/5
77	Tori BERAN	JR	1:11.20	4/5
84	Jessica DETERDING	SO	1:11.86	3/30

**6** **William Carey (Miss.)** **4:39.20**  
 LW: -- *average 1:09.80*


25	Kierra FRAZIER	FR	1:05.82	3/30
58	Sennia CORBIN	FR	1:09.37	3/30
69	Ariyana NEAL	FR	1:10.33	4/6
110	Terese LUJUA	FR	1:13.68	3/23

**7**  **Marian (Ind.)** **4:42.91**  
 LW: -- *average 1:10.73*


29	Miranda SCHUTTE	SO	1:06.68	3/30
82	Hope SPAULDING	SO	1:11.77	3/30
86	Kylee KASPER	JR	1:12.02	3/30
95	Tamia MILLS	SO	1:12.44	4/6

**8**  **Indiana Wesleyan** **4:44.11**  
 LW: -- *average 1:11.03*

47	Carly WILKINS	SO	1:08.13	4/5
51	Holly SCHOON	JR	1:08.57	4/5
87	Jailyn KRANTZ	JR	1:12.04	3/23
130	Lexa RICHARDSON	FR	1:15.37	3/23

**9**  **Grand View (Iowa)** **4:45.96**  
 LW: -- *average 1:11.49*


36	Amara TAYLOR	FR	1:07.31	4/5
92	Kaitlin HOLSCHLAG	FR	1:12.33	4/5
101	Jessica VANZUUK	SR	1:12.94	4/5
103	Jada WYRICK	FR	1:13.38	4/5

**10**  **Northwestern (Iowa)** **4:46.96**  
 LW: -- *average 1:11.74*


54	Jordyn OOSTRA	SR	1:08.85	3/29
75	Angela BRINKMAN	FR	1:10.98	3/29
104	Sierra GROSS	FR	1:13.46	3/29
109	Katherine STAAB	SO	1:13.67	3/29

**11** **Columbia (S.C.)** **4:53.63**  
 LW: -- *average 1:13.41*

44	Kelsey WHITE-KENNEDY	FR	1:08.02	3/30
89	Averi GOSS	FR	1:12.13	4/6
142	Katie KOPP	SR	1:16.20	3/23
152	Courtney LAMBERT	FR	1:17.28	3/30

**12**  **Webber International (** **4:56.96**  
 LW: -- *average 1:14.24*

65	Alexis TUCKER	SO	1:10.04	4/6
129	Taylor CHRISTIAN	JR	1:15.25	4/6
137	Koree REAM	JR	1:15.72	3/30
139	Brittany HOUSE	SO	1:15.95	3/22

**13**  **Keiser (Fla.)** **5:08.48**  
 LW: -- *average 1:17.12*


76	Constance YOUNGBLOOD	FR	1:11.00	4/6
131	Mackenzie INMAN	FR	1:15.44	3/22
156	Chanaiya RICHARDS	SO	1:17.71	3/22
174	Erica CHRISTENSEN	FR	1:24.33	3/14





## 2018 Outdoor Track &amp; Field, Week #2


## Women's High Jump

<b>1</b>		<b>Doane (Neb.)</b>	6.69m	21-11 <sup>1</sup> / <sub>4</sub>
LW: --		average 1.67m	5-5 <sup>3</sup> / <sub>4</sub>	
2	Claire SINTEK	SR	1.68m	5-6 3/30
2	Nicole WHITE	JR	1.68m	5-6 3/30
2	Shay BROWN	JR	1.68m	5-6 3/30
8	Alexis DALE	JR	1.65m	5-5 3/30


<b>2</b>		<b>Aquinas (Mich.)</b>	6.15m	20-2
LW: --		average 1.54m	5- <sup>1</sup> / <sub>2</sub>	
17	Yara HUGO	FR	1.60m	5-3 4/6
36	Skye MORGAN	JR	1.55m	5-1 4/6
66	Amore BROWN	JR	1.50m	4-11 4/6
66	Hannah HAYES	FR	1.50m	4-11 4/6

<b>3</b>		<b>USC Beaufort (S.C.)</b>	6.07m	19-11
LW: --		average 1.52m	4-11 <sup>3</sup> / <sub>4</sub>	
27	Jaslyn JOSEPH	SO	1.57m	5-1 <sup>1</sup> / <sub>4</sub> 3/17
58	Lauren TREGONING	SO	1.52m	4-11 <sup>1</sup> / <sub>4</sub> 4/6
58	Cort'Nasha MUTCHERSON	SO	1.52m	4-11 <sup>1</sup> / <sub>4</sub> 3/10
105	Kristina MUMFORD	SO	1.46m	4-9 <sup>1</sup> / <sub>2</sub> 2/24


<b>4</b>		<b>Oregon Tech</b>	6.06m	19-10 <sup>1</sup> / <sub>2</sub>
LW: --		average 1.52m	4-11 <sup>1</sup> / <sub>2</sub>	
27	Jasmine JAMES	SO	1.57m	5-1 <sup>1</sup> / <sub>4</sub> 3/10
51	Veronica NORRIS	SR	1.53m	5- <sup>1</sup> / <sub>4</sub> 3/30
51	Nishi CHASE	FR	1.53m	5- <sup>1</sup> / <sub>4</sub> 4/7
120	Madison RICE	SO	1.43m	4-8 <sup>1</sup> / <sub>4</sub> 3/30

<b>5</b>		<b>Dickinson State (N.D.)</b>	6.05m	19-10 <sup>1</sup> / <sub>4</sub>
LW: --		average 1.51m	4-11 <sup>1</sup> / <sub>2</sub>	
17	Shelby GUSTAFSON	SR	1.60m	5-3 3/30
36	Megan DAILEY	SR	1.55m	5-1 3/24
66	Sage COLLINS	FR	1.50m	4-11 3/24
132	Abby HONEYMAN	SR	1.40m	4-7 3/24


<b>6</b>		<b>Columbia (Mo.)</b>	6.01m	19-8 <sup>1</sup> / <sub>2</sub>
LW: --		average 1.50m	4-11	
51	Meaghan RICE	SO	1.53m	5- <sup>1</sup> / <sub>4</sub> 3/23
66	Abby STRICKER	JR	1.50m	4-11 3/23
89	Nikki SMITH	SO	1.49m	4-10 <sup>1</sup> / <sub>2</sub> 3/17
89	Maddison COOK	FR	1.49m	4-10 <sup>1</sup> / <sub>2</sub> 3/17


<b>7</b>		<b>Webber International (</b>	5.96m	19-6 <sup>1</sup> / <sub>2</sub>
LW: --		average 1.49m	4-10 <sup>1</sup> / <sub>2</sub>	
36	Breonna GUILLORY	SO	1.55m	5-1 2/17
49	Elise HINSON	SR	1.54m	5- <sup>1</sup> / <sub>2</sub> 3/22
101	Brittany HOUSE	SO	1.47m	4-9 <sup>1</sup> / <sub>4</sub> 3/30
132	Alexis TUCKER	SO	1.40m	4-7 2/17

<b>8</b>		<b>Columbia (S.C.)</b>	5.85m	19-2 <sup>1</sup> / <sub>4</sub>
LW: --		average 1.46m	4-9 <sup>1</sup> / <sub>2</sub>	
25	Amber BOYD	FR	1.58m	5-2 <sup>1</sup> / <sub>4</sub> 3/10
105	Katie KOPP	SR	1.46m	4-9 <sup>1</sup> / <sub>2</sub> 3/10
105	Yasmine KEELEY	SR	1.46m	4-9 <sup>1</sup> / <sub>2</sub> 3/10
151	Alexandria WILLIAMS	FR	1.35m	4-5 4/6

<b>9</b>		<b>Brenau (Ga.)</b>	5.81m	19- <sup>3</sup> / <sub>4</sub>
LW: --		average 1.45m	4-9 <sup>1</sup> / <sub>4</sub>	
66	Deborah EKEANYANWU	SO	1.50m	4-11 3/30
89	Kanyisola ANJORIN	FR	1.49m	4-10 <sup>1</sup> / <sub>2</sub> 4/6
109	Destiny GAUDLOCK	SO	1.45m	4-9 4/6
148	Ayana DANIELS	SR	1.37m	4-6 4/6

<b>10</b>		<b>Corban (Ore.)</b>	5.80m	19- <sup>1</sup> / <sub>4</sub>
LW: --		average 1.45m	4-9	
49	Kendra MURPHY	FR	1.54m	5- <sup>1</sup> / <sub>2</sub> 3/3
89	Naphtali WARD	SR	1.49m	4-10 <sup>1</sup> / <sub>2</sub> 3/10
120	Sarah FALARDEAU	FR	1.43m	4-8 <sup>1</sup> / <sub>4</sub> 3/15
156	Cara COURTNEY	FR	1.34m	4-4 <sup>1</sup> / <sub>4</sub> 3/10

<b>11</b>		<b>York (Neb.)</b>	5.79m	19-0
LW: --		average 1.45m	4-9	
15	Camery NIELSEN	SR	1.62m	5-3 <sup>1</sup> / <sub>4</sub> 3/30
89	Ashley DUGAN	SR	1.49m	4-10 <sup>1</sup> / <sub>2</sub> 3/30
120	Sarah SHELBOURN	FR	1.43m	4-8 <sup>1</sup> / <sub>4</sub> 3/30
166	Hailey STIGGER	SO	1.25m	4-1 <sup>1</sup> / <sub>4</sub> 3/30

<b>12</b>		<b>Westmont (Calif.)</b>	5.73m	18-9 <sup>1</sup> / <sub>2</sub>
LW: --		average 1.43m	4-8 <sup>1</sup> / <sub>4</sub>	
51	Charlotte COMBRINK	FR	1.53m	5- <sup>1</sup> / <sub>4</sub> 3/22
89	Madison HERRERA	SR	1.49m	4-10 <sup>1</sup> / <sub>2</sub> 4/6
131	Brianna STOPPA	JR	1.41m	4-7 <sup>1</sup> / <sub>2</sub> 3/22
160	Caitlin SMITH	JR	1.30m	4-3 <sup>1</sup> / <sub>4</sub> 3/31



# 2018 Outdoor Track & Field, Week #2









## Women's Pole Vault









<b>1</b>		<b>Siena Heights (Mich.)</b>	<b>13.55m</b>	<b>44-5½</b>
LW: --		average 3.39m		11-1¼
1	Tasha MCKINLEY	SR	3.80m	12-5½ 4/6
1	Sheila MCKINLEY	SR	3.80m	12-5½ 4/6
35	Hannah CAIN	SO	3.05m	10-0 4/6
49	Jaymz GIBSON	SO	2.90m	9-6¼ 4/6
<b>2</b>		<b>Doane (Neb.)</b>	<b>13.45m</b>	<b>44-1½</b>
LW: --		average 3.36m		11-¾
12	Michaela JURJENS	FR	3.40m	11-1¼ 3/30
12	Alyssa DOWNS	SO	3.40m	11-1¼ 3/30
12	Courtney SCHINDLER	JR	3.40m	11-1¼ 3/30
18	Maegan HIATT	JR	3.25m	10-8 3/30
<b>2</b>		<b>Westmont (Calif.)</b>	<b>13.45m</b>	<b>44-1½</b>
LW: --		average 3.36m		11-¾
6	Dana BOWERS	JR	3.70m	12-1¼ 4/7
7	Chena UNDERHILL	SO	3.65m	11-11¼ 3/22
30	Kristen KAHAIAN	SR	3.15m	10-4 3/31
45	Tessa O'HERN	FR	2.95m	9-8 4/7
<b>4</b>		<b>Concordia (Neb.)</b>	<b>12.37m</b>	<b>40-7</b>
LW: --		average 3.09m		10-1¼
28	Anna BAACK	FR	3.19m	10-5½ 3/30
28	Tristen MOSIER	SO	3.19m	10-5½ 3/30
32	Andrea ANDERSON	SR	3.10m	10-2 4/5
55	Casandra EBERTH	SO	2.89m	9-5¼ 3/30
<b>5</b>		<b>USC Beaufort (S.C.)</b>	<b>11.65m</b>	<b>38-2½</b>
LW: --		average 2.91m		9-6¼
15	Alayna RICHARDSON	FR	3.35m	10-11¼ 3/28
17	Lauren TREGONING	SO	3.30m	10-10 3/17
84	Katelyn SHINDLER	SO	2.55m	8-4¼ 3/17
87	Hunter DYE	SR	2.45m	8-½ 3/28
<b>6</b>		<b>Olivet Nazarene (Ill.)</b>	<b>11.60m</b>	<b>38-¾</b>
LW: --		average 2.90m		9-6¼
45	Shariden VARNER	SO	2.95m	9-8 3/23
45	Lana MATTICE	SR	2.95m	9-8 3/23
49	Savannah KO	JR	2.90m	9-6¼ 4/6
59	Emily WELCH	FR	2.80m	9-2¼ 3/23



# 2018 Outdoor Track & Field, Week #2

## Women's Long Jump

<b>1</b>		<b>Indiana Tech</b>	<b>22.72m</b>	<b>74-6½</b>
LW: --		<b>average 5.68m</b>	<b>18-7%</b>	
4	Leondra CORREIA	SO	5.87mw	19-3¼ (2.5) 3/15
6	Cheyenne WHITE	FR	5.84m	19-2 (1.9) 3/15
8	Doneasha BREWER	FR	5.76m	18-10¼ (-0.5) 3/30
53	Dallas TENNESSEE	SR	5.25m	17-2¼ ( ) 4/5
<b>2</b>		<b>Wiley (Texas)</b>	<b>21.81m</b>	<b>71-6¾</b>
LW: --		<b>average 5.45m</b>	<b>17-10%</b>	
1	Taishia PRYCE	SO	6.45m	21-2 (0.0) 3/23
16	Alisha ST LOUIS	SO	5.60m	18-4¼ (0.9) 3/2
25	Leslie BETHEA	SR	5.53m	18-1¼ (0.0) 3/2
--	Renaee DENNIE	JR	4.23m	13-10¼ (1.1) 4/5
<b>3</b>		<b>Columbia (Mo.)</b>	<b>21.12m</b>	<b>69-3½</b>
LW: --		<b>average 5.28m</b>	<b>17-4</b>	
11	Abby STRICKER	JR	5.71mw	18-9 (2.2) 3/23
61	Nadia PORRO - FANJUL	FR	5.22m	17-1¼ (1.6) 3/31
67	Kaleena LOGAN	JR	5.18mw	17-0 (2.6) 3/31
104	Meaghan RICE	SO	5.01m	16-5¼ ( ) 3/31
<b>4</b>		<b>Doane (Neb.)</b>	<b>20.72m</b>	<b>67-11¾</b>
LW: --		<b>average 5.18m</b>	<b>17-0</b>	
37	Taleah WILLIAMS	SO	5.39m	17-8¼ ( ) 3/30
44	Jaysa HOINS	JR	5.32m	17-5¼ ( ) 3/30
100	Jasey HARTMAN	JR	5.02m	16-5¼ ( ) 4/5
110	Kayla BACHLE	SO	4.99m	16-4¼ ( ) 4/5
<b>5</b>		<b>USC Beaufort (S.C.)</b>	<b>20.52m</b>	<b>67-4</b>
LW: --		<b>average 5.13m</b>	<b>16-10</b>	
10	Iyana MCKEEVER	FR	5.73m	18-9¼ ( ) 2/17
114	J'hari WILLIAMS	SO	4.97m	16-3¼ (0.9) 3/28
120	Jaslyn JOSEPH	SO	4.96m	16-3¼ ( ) 3/17
145	Lauren TREGONING	SO	4.86m	15-11¼ ( ) 4/6
<b>6</b>		<b>York (Neb.)</b>	<b>20.43m</b>	<b>67-½</b>
LW: --		<b>average 5.11m</b>	<b>16-9¼</b>	
29	Ashley DUGAN	SR	5.49mw	18-¾ (6.3) 3/30
61	Blessing OSUEKE	FR	5.22m	17-1¼ ( ) 4/5
95	Camery NIELSEN	SR	5.03mw	16-6 (6.3) 3/30
189	Sabrina AUSTIN	SR	4.69m	15-4¼ ( ) 4/5
<b>7</b>		<b>Westmont (Calif.)</b>	<b>20.34m</b>	<b>66-8¾</b>
LW: --		<b>average 5.09m</b>	<b>16-8%</b>	
20	Madison HERRERA	SR	5.57m	18-3¼ ( ) 2/17
114	Tori DAVIS	FR	4.97m	16-3¼ (-1.8) 4/7
120	M'Kya WILLIAMS	SO	4.96m	16-3¼ ( ) 3/31
154	Alesha BOND	SO	4.84m	15-10¼ (0.8) 3/22
<b>8</b>		<b>Xavier (La.)</b>	<b>20.32m</b>	<b>66-8</b>
LW: --		<b>average 5.08m</b>	<b>16-8</b>	
41	Ieryon KEITH	JR	5.34mw	17-6¼ (2.5) 3/30
67	Ry-Anne RILEY	SO	5.18m	17-0 (1.3) 3/2
110	Hillary SMITH	FR	4.99mw	16-4¼ (2.4) 3/2
162	Alysia TERRY	FR	4.81m	15-9¼ (1.8) 3/2

<b>9</b>		<b>Concordia (Neb.)</b>	<b>20.30m</b>	<b>66-7¼</b>
LW: --		<b>average 5.08m</b>	<b>16-8</b>	
69	Sarah HECK	FR	5.17m	16-11¼ ( ) 4/5
73	Kennedy MOGUL	FR	5.15m	16-10¼ (0.2) 3/30
78	Jill SCHROEDER	JR	5.11m	16-9¼ ( ) 4/5
141	McKenna KASKIE	FR	4.87m	15-11¼ ( ) 4/5
<b>10</b>		<b>Cornerstone (Mich.)</b>	<b>20.19m</b>	<b>66-3</b>
LW: --		<b>average 5.05m</b>	<b>16-6%</b>	
42	Meredith HADDAD	SO	5.33mw	17-6 (3.3) 3/9
47	Shaina DENBESTEN	SO	5.30m	17-4¼ ( ) 4/6
129	Mia ADAMS	SR	4.92mw	16-1¼ (4.0) 3/9
202	Morgan LUEDY	FR	4.64m	15-2¼ ( ) 4/6
<b>11</b>		<b>Webber International (Iowa)</b>	<b>20.12m</b>	<b>66-¼</b>
LW: --		<b>average 5.03m</b>	<b>16-6</b>	
71	Donesha RUFFIN	SR	5.16m	16-11¼ (1.5) 3/30
81	Breonna GUILLORY	SO	5.10m	16-8¼ (0.8) 3/22
84	Lillian CALIX	FR	5.09mw	16-8¼ (2.3) 3/30
171	Elise HINSON	SR	4.77mw	15-7¼ (2.4) 3/16
<b>12</b>		<b>Keiser (Fla.)</b>	<b>20.08m</b>	<b>65-10½</b>
LW: --		<b>average 5.02m</b>	<b>16-5¼</b>	
24	Felicia FRIMPONG	SO	5.54m	18-2¼ (1.6) 3/16
104	Tatiane NOBERTO	FR	5.01m	16-5¼ (0.6) 3/22
141	Eshe MALONE	SO	4.87m	15-11¼ (1.0) 3/22
197	Jordae COLE	SO	4.66m	15-3¼ (0.3) 3/22
<b>13</b>		<b>Southern Oregon</b>	<b>20.03m</b>	<b>65-8¾</b>
LW: --		<b>average 5.01m</b>	<b>16-5¼</b>	
25	Lauren MCGOWNE	SR	5.53mw	18-1¼ (4.2) 4/7
88	Lindsey BONNEY	FR	5.07mw	16-7¼ (3.6) 4/7
138	Loghan SPRAUER	SO	4.88m	16-¼ (0.1) 3/27
226	Sydney STUART	FR	4.55mw	14-11¼ (3.5) 4/7
<b>14</b>		<b>Grand View (Iowa)</b>	<b>19.97m</b>	<b>65-6¼</b>
LW: --		<b>average 4.99m</b>	<b>16-4¼</b>	
28	Chantel BLAIR	SO	5.52m	18-1¼ ( ) 3/31
95	Kaitlin HOLSCHLAG	FR	5.03m	16-6 ( ) 3/31
168	Raven JONES	SO	4.78m	15-8¼ ( ) 3/31
202	Destiny MCGINNIS	FR	4.64m	15-2¼ ( ) 3/31
<b>15</b>		<b>Benedictine (Kan.)</b>	<b>19.90m</b>	<b>65-3½</b>
LW: --		<b>average 4.98m</b>	<b>16-4</b>	
50	Maddie MINNAERT	JR	5.28m	17-4 (0.9) 3/23
94	Sarah LUCAS	SO	5.04m	16-6¼ ( ) 3/31
107	Shelley LAURES	JR	5.00m	16-5 ( ) 3/31
217	Rory HEYWOOD	SO	4.58m	15-½ ( ) 3/31
<b>16</b>		<b>Clarke (Iowa)</b>	<b>19.69m</b>	<b>64-7¼</b>
LW: --		<b>average 4.92m</b>	<b>16-1¼</b>	
65	Breanna JUDKINS	SO	5.20m	17-¾ (0.0) 4/4
100	Mackenzie WILLIAMS	FR	5.02mw	16-5¼ (2.2) 3/28
145	Paige MURPHY	FR	4.86m	15-11¼ (0.0) 3/28
212	Maggie CHRISTIANSON	FR	4.61m	15-1¼ (0.0) 4/4





## 2018 Outdoor Track &amp; Field, Week #2

## Women's Triple Jump

<b>1</b>		<b>Keiser (Fla.)</b>	<b>44.80m</b>	<b>146-11</b>
LW: --			<i>average 11.20m</i>	36-9
2	Felicia FRIMPONG	SO	12.47m	40-11 (-1.5) 4/6
11	Tatiane NOBERTO	FR	11.59m	38-¾ () 3/14
66	Jordae COLE	SO	10.47m	34-4¼ (-1.9) 4/6
79	Eshe MALONE	SO	10.27m	33-8½ () 3/14
<b>2</b>		<b>Concordia (Neb.)</b>	<b>43.34m</b>	<b>142-2</b>
LW: --			<i>average 10.84m</i>	35-6¾
17	Jessica DETERDING	SO	11.40mw	37-5 (4.1) 3/30
20	Leah LARSON	JR	11.26mw	36-11½ (4.1) 3/30
72	Jill SCHROEDER	JR	10.41m	34-2 (1.8) 3/30
79	Gabby DIAMOND	FR	10.27mw	33-8½ (4.3) 3/30
<b>3</b>		<b>Indiana Tech</b>	<b>43.33m</b>	<b>142-2</b>
LW: --			<i>average 10.83m</i>	35-6¾
4	Cheyenne WHITE	FR	11.85mw	38-10½ (2.2) 3/15
18	Sherita LOWMAN	SO	11.30mw	37-1 (2.9) 3/15
89	Dallas TENNESSEE	SR	10.16mw	33-4 (3.2) 3/15
103	Zaquela ALSTON	FR	10.02m	32-10½ (1.7) 3/15
<b>4</b>		<b>Webber International (</b>	<b>42.85m</b>	<b>140-7</b>
LW: --			<i>average 10.71m</i>	35-1¾
21	Donesha RUFFIN	SR	11.25m	36-11 (-1.7) 4/6
22	Lillian CALIX	FR	11.20m	36-9 (1.4) 3/30
68	Gianna THORNTON	JR	10.45m	34-3¾ () 3/10
105	Elise HINSON	SR	9.95m	32-7¾ () 3/10
<b>5</b>		<b>Doane (Neb.)</b>	<b>42.65m</b>	<b>139-11</b>
LW: --			<i>average 10.66m</i>	34-11¾
13	Jaysa HOINS	JR	11.58m	38-0 () 4/5
61	Shaylee SCRANTON	FR	10.52m	34-6¾ () 4/5
68	Julia REED	SR	10.45m	34-3¾ () 4/5
94	Jasey HARTMAN	JR	10.10m	33-1¾ () 3/30
<b>6</b>		<b>Eastern Oregon</b>	<b>41.06m</b>	<b>134-8</b>
LW: --			<i>average 10.27m</i>	33-8¾
24	Ebony WILSON	FR	11.07m	36-4 (-1.3) 3/24
101	Madalyn MASSENA	FR	10.04m	32-11¼ (-0.4) 3/24
102	Payton JOLLEY	SO	10.03m	32-11 () 3/17
109	Victoria BRANCH	JR	9.92m	32-6½ (-0.7) 3/24
<b>7</b>		<b>Jamestown (N.D.)</b>	<b>40.96m</b>	<b>134-4</b>
LW: --			<i>average 10.24m</i>	33-7¾
39	Beth ALEXANDER	FR	10.76m	35-3¾ () 3/22
45	Julia JOHNSON	SO	10.70m	35-1¼ (0.1) 4/6
73	Katie CANNON	FR	10.39m	34-1¼ () 3/22
139	Elisabeth DALKE	FR	9.11mw	29-10¼ (2.9) 4/6
<b>8</b>		<b>Westmont (Calif.)</b>	<b>40.07m</b>	<b>131-5</b>
LW: --			<i>average 10.02m</i>	32-10¾
88	M'Kya WILLIAMS	SO	10.20m	33-5¾ () 2/24
92	Mikayla WONG	FR	10.11m	33-2 () 2/24
108	Alesha BOND	SO	9.93m	32-7 () 3/31
117	Chena UNDERHILL	SO	9.83m	32-3 () 3/31



# 2018 Outdoor Track & Field, Week #2

## Women's Shot Put

<b>1</b>		<b>Concordia (Neb.)</b>	<b>55.41m</b>	<b>181-9</b>
LW: -- <span style="float:right">average 13.85m 45-5½</span>				
1	Samantha LIERMANN	JR	14.87m	48-9% 4/5
5	Adrianna SHAW	SO	13.98m	45-10% 4/5
7	Johanna RAGLAND	JR	13.61m	44-8 3/30
14	Jasmine EICKHOFF	JR	12.95m	42-6 3/30

<b>2</b>		<b>Olivet Nazarene (Ill.)</b>	<b>52.22m</b>	<b>171-4</b>
LW: -- <span style="float:right">average 13.06m 42-10</span>				
4	Kylie DAVIS	JR	14.24m	46-8% 3/23
13	Carlie VANNATTA	FR	12.99m	42-7% 3/30
24	Madeleine ROBINSON	FR	12.69m	41-7% 4/6
32	Savannah LEAS	FR	12.30m	40-4% 3/30

<b>3</b>		<b>Hastings (Neb.)</b>	<b>51.59m</b>	<b>169-3</b>
LW: -- <span style="float:right">average 12.90m 42-3½</span>				
2	Kelbie LYON	JR	14.35m	47-1 3/30
9	Sara OLSEN	SR	13.35m	43-9% 4/5
29	Nicole RAMAEKERS	SR	12.55m	41-2% 3/30
84	Abbi LOWELL	FR	11.34m	37-2% 3/30

<b>4</b>		<b>College of Idaho</b>	<b>49.10m</b>	<b>161-1</b>
LW: -- <span style="float:right">average 12.28m 40-3½</span>				
6	Hayley MORSE	SR	13.80m	45-3% 3/30
42	Kabre MADRIGAL	SO	12.08m	39-7% 3/17
54	Claire OTERO	SR	11.70m	38-4% 3/30
71	Keagan UTTER	SO	11.52m	37-9% 3/30

<b>5</b>		<b>Indiana Wesleyan</b>	<b>48.42m</b>	<b>158-10</b>
LW: -- <span style="float:right">average 12.11m 39-8½</span>				
31	Mikayla BAILLIE	SO	12.39m	40-7% 3/23
40	Kady THOMPSON	SO	12.10m	39-8% 3/23
41	Gloria DEAN	SO	12.09m	39-8 3/23
51	Paige SUTTER	FR	11.84m	38-10% 3/23

<b>6</b>		<b>Bethany (Kan.)</b>	<b>46.57m</b>	<b>152-9</b>
LW: -- <span style="float:right">average 11.64m 38-2½</span>				
19	Whitney HARVEY	SO	12.80m	42-0 3/30
62	Cassidy KUEHL	FR	11.64m	38-2% 3/15
88	Danielle JOHNSON	SR	11.29m	37-½ 3/30
124	Kristen HERZET	SO	10.84m	35-6% 3/8

<b>7</b>		<b>Grand View (Iowa)</b>	<b>46.36m</b>	<b>152-1</b>
LW: -- <span style="float:right">average 11.59m 38-¾</span>				
30	LaVon DAVIS	SO	12.54m	41-1% 3/31
44	Michelle CARRILLO	SO	11.96m	39-3 4/5
82	Katie HALTERMAN	FR	11.35m	37-3 4/5
151	Maryn PHILLIPS	FR	10.51m	34-5% 4/5

<b>8</b>		<b>Valley City State (N.D.)</b>	<b>46.09m</b>	<b>151-2</b>
LW: -- <span style="float:right">average 11.52m 37-9% 4/5</span>				
17	Mackenzie HUBER	SO	12.84m	42-1% 3/24
52	Bryeann ROBERTSON	FR	11.82m	38-9% 3/24
106	Kari FRITEL	FR	11.06m	36-3% 3/24
163	McKaeli JOHNSON	FR	10.37m	34-¾ 3/24

<b>9</b>		<b>Friends (Kan.)</b>	<b>46.07m</b>	<b>151-1</b>
LW: -- <span style="float:right">average 11.52m 37-9% 4/5</span>				
66	Abby BELT	SR	11.61m	38-1% 3/16
67	Nyia DUNCAN	JR	11.60m	38-¾ 3/16
68	Cassandra LOESCH	FR	11.59m	38-¾ 4/8
90	Katherine BAILEY	SR	11.27m	36-11% 4/8

<b>10</b>		<b>Dickinson State (N.D.)</b>	<b>45.42m</b>	<b>149-0</b>
LW: -- <span style="float:right">average 11.36m 37-3 4/5</span>				
58	Mailani THOMAS	JR	11.65m	38-2% 3/30
58	Tarissa PHIPPS	FR	11.65m	38-2% 3/24
79	Savannah WALKER	FR	11.37m	37-3% 3/30
129	Mikayla CAMPBELL	FR	10.75m	35-3% 3/30

<b>11</b>		<b>Siena Heights (Mich.)</b>	<b>45.25m</b>	<b>148-5</b>
LW: -- <span style="float:right">average 11.31m 37-1% 4/5</span>				
8	Haley HUDSON	JR	13.44m	44-1% 4/6
62	Rachel O'NEILL	JR	11.64m	38-2% 4/6
124	Manon LUTZKE	FR	10.84m	35-6% 4/6
244	Tina MILLER	JR	9.33m	30-7% 4/6

<b>12</b>		<b>Webber International (</b>	<b>44.90m</b>	<b>147-3</b>
LW: -- <span style="float:right">average 11.23m 36-10 4/5</span>				
34	Samantha DAVILA	FR	12.28m	40-3% 4/6
48	Samya HUNT	SO	11.89m	39-¾ 3/10
131	Elise HINSON	SR	10.74m	35-3 4/6
188	Courtne PERRY	FR	9.99m	32-9% 4/6

<b>13</b>		<b>Northwestern (Iowa)</b>	<b>44.71m</b>	<b>146-8</b>
LW: -- <span style="float:right">average 11.18m 36-8% 4/5</span>				
35	Caley VINK	FR	12.27m	40-3% 3/29
65	Rebecca BINDERT	FR	11.63m	38-2 3/29
140	Molly CUNARD	SR	10.63m	34-10% 3/29
177	Kadie BAUER	FR	10.18m	33-4% 3/29

<b>14</b>		<b>Georgetown (Ky.)</b>	<b>44.65m</b>	<b>146-6</b>
LW: -- <span style="float:right">average 11.16m 36-7% 4/5</span>				
28	Maggie MOLLAK	SO	12.56m	41-2% 4/5
74	Kirsten LACY	FR	11.48m	37-8 4/5
163	Alli DRAUGHN	FR	10.37m	34-¾ 3/31
171	Kylee DRAUGHN	FR	10.24m	33-7% 3/31

<b>15</b>		<b>William Woods (Mo.)</b>	<b>44.11m</b>	<b>144-8</b>
LW: -- <span style="float:right">average 11.03m 36-2% 4/5</span>				
58	Madelyn SCRIVNER	SR	11.65m	38-2% 3/31
92	Anna HOUSTON	SR	11.21m	36-9% 3/31
108	Ananiah TALTON	FR	11.02m	36-2 3/31
173	Rachel BARKER	SR	10.23m	33-6% 3/31

<b>16</b>		<b>William Penn (Iowa)</b>	<b>43.91m</b>	<b>144-0</b>
LW: -- <span style="float:right">average 10.98m 36-¼ 4/5</span>				
23	Shelbie WILLIAMS	FR	12.70m	41-8 3/29
98	Elayna VANARSDALE	SO	11.13m	36-6% 3/29
171	Rebecca CLEPPE	JR	10.24m	33-7% 3/29
207	Savannah WILZ	JR	9.84m	32-3% 4/5



# 2018 Outdoor Track & Field, Week #2

## Women's Discus

<b>1</b>		<b>Concordia (Neb.)</b>	<b>177.45</b>	<b>582-2</b>
LW: -- <i>average 44.36m 145-6</i>				
4	Bethany SHAW	SO	45.93m	150-8 3/30
5	Adrianna SHAW	SO	45.45m	149-1 3/30
8	Morgan DE JONG	FR	43.33m	142-2 3/30
9	Samantha LIERMANN	JR	42.74m	140-2 <b>4/5</b>
<b>2</b>		<b>Hastings (Neb.)</b>	<b>176.28</b>	<b>578-4</b>
LW: -- <i>average 44.07m 144-7</i>				
1	Nicole RAMAEKERS	SR	49.62m	162-9 3/30
2	Keely PARISH	JR	49.12m	161-2 3/30
22	Sariah GRANT	FR	40.89m	134-2 <b>4/5</b>
71	Mary WARE	JR	36.65m	120-3 3/30
<b>3</b>		<b>Bethany (Kan.)</b>	<b>161.97</b>	<b>531-4</b>
LW: -- <i>average 40.49m 132-10</i>				
7	Kristen HERZET	SO	44.50m	146-0 3/15
11	Whitney HARVEY	SO	42.12m	138-2 3/15
27	Chelbie CHANEY	FR	39.99m	131-2 3/30
94	Cassidy KUEHL	FR	35.36m	116-0 3/15
<b>4</b>		<b>Olivet Nazarene (Ill.)</b>	<b>161.36</b>	<b>529-4</b>
LW: -- <i>average 40.34m 132-4</i>				
10	Kylie DAVIS	JR	42.14m	138-3 3/30
21	Carlie VANNATTA	FR	40.96m	134-4 <b>4/6</b>
23	Jezri RINEHART	JR	40.82m	133-11 3/30
57	Blake INGLIS	JR	37.44m	122-10 3/30
<b>5</b>		<b>Grand View (Iowa)</b>	<b>153.06</b>	<b>502-2</b>
LW: -- <i>average 38.27m 125-6</i>				
6	LaVon DAVIS	SO	44.59m	146-3 <b>4/5</b>
67	Katie HALTERMAN	FR	36.81m	120-9 3/31
82	Maryn PHILLIPS	FR	35.91m	117-9 <b>4/5</b>
88	Becca KRUEGER	FR	35.75m	117-3 3/31
<b>6</b>		<b>College of Idaho</b>	<b>149.96</b>	<b>492-0</b>
LW: -- <i>average 37.49m 123-0</i>				
25	Claire OTERO	SR	40.72m	133-7 3/17
58	Hayley MORSE	SR	37.35m	122-6 3/17
66	Keagan UTTER	SO	36.82m	120-9 3/30
99	Kabre MADRIGAL	SO	35.07m	115-0 3/30
<b>7</b>		<b>Valley City State (N.D.)</b>	<b>147.69</b>	<b>484-6</b>
LW: -- <i>average 36.92m 121-1</i>				
28	Marilyn QUINTERO	SR	39.68m	130-2 3/24
37	Sayge MCKRILL	JR	38.93m	127-8 3/24
65	Mackenzie HUBER	SO	36.86m	120-11 3/24
149	Bryeann ROBERTSON	FR	32.22m	105-8 3/24
<b>8</b>		<b>Indiana Wesleyan</b>	<b>147.25</b>	<b>483-1</b>
LW: -- <i>average 36.81m 120-9</i>				
50	Paige SUTTER	FR	37.74m	123-10 <b>4/5</b>
60	Caroline WARNER	FR	37.23m	122-1 3/23
77	Kady THOMPSON	SO	36.36m	119-3 3/23
81	Natalie COTHERMAN	FR	35.92m	117-10 3/23

<b>9</b>		<b>Lewis-Clark State (Idah)</b>	<b>143.73</b>	<b>471-6</b>
LW: -- <i>average 35.93m 117-10</i>				
42	Delaney WARREN	FR	38.75m	127-1 3/22
80	JeaDa LAY	SO	35.99m	118-1 3/17
96	Alison CARLSON	SO	35.24m	115-7 3/17
117	Savannah VALLADAREZ	SR	33.75m	110-8 3/17
<b>10</b>		<b>Northwestern (Iowa)</b>	<b>143.64</b>	<b>471-3</b>
LW: -- <i>average 35.91m 117-9</i>				
19	Hannah MORGAN	JR	41.11m	134-10 3/29
76	Molly CUNARD	SR	36.39m	119-4 3/29
110	Rebecca BINDERT	FR	34.00m	111-6 3/29
152	Kadie BAUER	FR	32.14m	105-5 3/29
<b>11</b>		<b>Dickinson State (N.D.)</b>	<b>143.37</b>	<b>470-4</b>
LW: -- <i>average 35.84m 117-7</i>				
33	Mailani THOMAS	JR	39.21m	128-7 3/30
75	Savannah WALKER	FR	36.40m	119-5 3/30
92	Tarissa PHIPPS	FR	35.56m	116-8 3/24
150	Mikayla CAMPBELL	FR	32.20m	105-7 3/30
<b>12</b>		<b>Clarke (Iowa)</b>	<b>141.83</b>	<b>465-4</b>
LW: -- <i>average 35.46m 116-4</i>				
38	Katelynn RHEINGANS	JR	38.83m	127-4 <b>4/4</b>
58	Mikayla HOUSTON	JR	37.35m	122-6 <b>4/4</b>
95	Erin SOAT	JR	35.35m	115-11 3/28
193	Delany DICUS	SO	30.30m	99-5 <b>4/4</b>
<b>13</b>		<b>Spring Arbor (Mich.)</b>	<b>139.44</b>	<b>457-5</b>
LW: -- <i>average 34.86m 114-4</i>				
87	Hannah ERBSKORN	FR	35.77m	117-4 <b>4/7</b>
92	Sarah SIXBERRY	JR	35.56m	116-8 <b>4/7</b>
100	Ryann LAIER	JR	35.05m	115-0 3/23
134	Savana JUSTICE	SO	33.06m	108-5 <b>4/7</b>
<b>14</b>		<b>Southwest (N.M.)</b>	<b>138.29</b>	<b>453-8</b>
LW: -- <i>average 34.57m 113-5</i>				
26	Shelby BARTLEY	SR	40.07m	131-5 3/15
72	Jamiah EVANS	JR	36.58m	120-0 <b>4/6</b>
140	Selena ORNELAS	SR	32.78m	107-6 <b>4/6</b>
220	Alexus WASHINGTON	JR	28.86m	94-8 3/24
<b>15</b>		<b>Webber International (</b>	<b>137.34</b>	<b>450-7</b>
LW: -- <i>average 34.34m 112-7</i>				
46	Samya HUNT	SO	38.19m	125-3 3/16
73	Samantha DAVILA	FR	36.52m	119-9 3/16
111	Courtnie PERRY	FR	33.92m	111-3 3/16
223	V SALANOA-SAGAPOLU	FR	28.71m	94-2 1/2 <b>4/6</b>
<b>16</b>		<b>Friends (Kan.)</b>	<b>132.54</b>	<b>434-10</b>
LW: -- <i>average 33.14m 108-8</i>				
64	Abby BELT	SR	36.89m	121-0 3/23
136	Cassandra LOESCH	FR	32.91m	107-11 <b>4/8</b>
168	Jessica DEWEESE	SO	31.39m	103-0 <b>4/8</b>
170	Kortney SCHUTT	SO	31.35m	102-10 <b>4/8</b>



# 2018 Outdoor Track & Field, Week #2

## Women's Hammer

<b>1</b>		<b>Hastings (Neb.)</b>	207.99	682-4
LW: -- average 52.00m 170-7				
1	Keely PARISH	JR	54.56m	179-0 3/30
2	Sara OLSEN	SR	53.12m	174-3 3/30
5	Kelbie LYON	JR	52.44m	172-0 4/5
18	Nicole RAMAEKERS	SR	47.87m	157-0 3/30

<b>2</b>		<b>Concordia (Neb.)</b>	195.37	640-11
LW: -- average 48.84m 160-3				
7	Samantha LIERMANN	JR	50.60m	166-0 4/5
8	Madison HOLT	FR	50.36m	165-2 3/30
19	Adrianna SHAW	SO	47.78m	156-9 4/5
26	Carley SKOREPA	JR	46.63m	153-0 3/30

<b>3</b>		<b>Olivet Nazarene (Ill.)</b>	189.19	620-8
LW: -- average 47.30m 155-2				
4	Carlie VANNATTA	FR	52.53m	172-4 4/6
10	Jezri RINEHART	JR	49.96m	163-11 3/30
49	Kylie DAVIS	JR	43.89m	144-0 3/23
59	Reise WYATT	SR	42.81m	140-5 3/23

<b>4</b>		<b>College of Idaho</b>	186.84	613-0
LW: -- average 46.71m 153-3				
12	Hayley MORSE	SR	49.76m	163-3 3/30
25	Claire OTERO	SR	46.81m	153-7 3/17
28	Keagan UTTER	SO	46.40m	152-2 3/17
50	Kabre MADRIGAL	SO	43.87m	143-11 3/17

<b>5</b>		<b>Bethany (Kan.)</b>	181.92	596-10
LW: -- average 45.48m 149-2				
13	Whitney HARVEY	SO	49.41m	162-1 3/30
14	Danielle JOHNSON	SR	48.71m	159-9 3/8
52	Kristen HERZET	SO	43.65m	143-2 3/30
87	Chelbie CHANEY	FR	40.15m	131-8 3/30

<b>6</b>		<b>Grand View (Iowa)</b>	175.97	577-4
LW: -- average 43.99m 144-4				
3	LaVon DAVIS	SO	52.64m	172-8 4/5
43	Michelle CARRILLO	SO	44.61m	146-4 4/5
93	Taylor LATHRUM	FR	39.57m	129-10 4/5
100	Maryn PHILLIPS	FR	39.15m	128-5 4/5

<b>7</b>		<b>Doane (Neb.)</b>	175.54	575-11
LW: -- average 43.89m 143-11				
9	Kate GRINT	SO	50.35m	165-2 3/30
36	Jami HILLMAN	SR	45.21m	148-4 3/30
46	Teryn KOCH	SO	44.09m	144-8 4/5
143	Bailey VELDER	FR	35.89m	117-9 3/30

<b>8</b>		<b>Siena Heights (Mich.)</b>	173.13	568-0
LW: -- average 43.28m 142-0				
15	Rachel O'NEILL	JR	48.68m	159-8 4/6
30	Emily COUTURE	JR	46.04m	151-0 4/6
64	Tina MILLER	JR	42.29m	138-9 4/6
138	Manon LUTZKE	FR	36.12m	118-6 4/6

<b>9</b>		<b>Providence (Mont.)</b>	163.49	536-4
LW: -- average 40.87m 134-1				
21	Breanna JONES	SR	47.68m	156-5 3/22
55	Kayla EIKUM	SR	43.53m	142-9 3/30
123	Alye FJELL	FR	37.34m	122-6 3/30
154	Kristen NASH	FR	34.94m	114-7 3/30

<b>10</b>		<b>Morningside (Iowa)</b>	162.59	533-5
LW: -- average 40.65m 133-4				
38	Meagan ANDERSEN	SR	45.10m	147-11 3/30
63	Brynlee LOPTIN	SO	42.57m	139-8 3/30
105	Kaylee VAN VOORST	JR	38.61m	126-8 4/8
134	Summer STRUVE	FR	36.31m	119-1 4/8

<b>11</b>		<b>Friends (Kan.)</b>	161.33	529-3
LW: -- average 40.33m 132-4				
11	Abby BELT	SR	49.79m	163-4 3/16
107	Kortney SCHUTT	SO	38.37m	125-10 3/16
129	Cassandra LOESCH	FR	36.76m	120-7 4/8
133	Nyia DUNCAN	JR	36.41m	119-5 3/16

<b>12</b>		<b>Campbellville (Ky.)</b>	157.53	516-10
LW: -- average 39.38m 129-2				
41	Deja THOMPSON	SR	44.90m	147-3 4/5
78	Katelyn YOUNG	FR	40.60m	133-2 3/23
98	Jasmin GREEN	SO	39.23m	128-8 4/5
176	Brianna HARMAN	JR	32.80m	107-7 4/5

<b>13</b>		<b>Indiana Wesleyan</b>	154.35	506-4
LW: -- average 38.59m 126-7				
80	Natalie COTHERMAN	FR	40.53m	132-11 4/5
90	Ruth WOOSTER	SO	39.73m	130-4 4/7
124	Gloria DEAN	SO	37.28m	122-3 3/23
127	Kady THOMPSON	SO	36.81m	120-9 4/5

<b>14</b>		<b>William Penn (Iowa)</b>	151.07	495-7
LW: -- average 37.77m 123-11				
65	Rebecca CLEPPE	JR	42.03m	137-10 4/5
75	Elayna VANARSDALE	SO	41.04m	134-7 3/29
144	Savannah WILZ	JR	35.88m	117-8 4/5
189	Shelbie WILLIAMS	FR	32.12m	105-4 4/5

<b>15</b>		<b>Georgetown (Ky.)</b>	150.72	494-6
LW: -- average 37.68m 123-7				
79	Kirsten LACY	FR	40.58m	133-1 3/31
122	Maggie MOLLAK	SO	37.36m	122-7 3/31
131	Jaycey KENDALL	SO	36.65m	120-3 3/31
137	Alli DRAUGHN	FR	36.13m	118-6 3/31

<b>16</b>		<b>Cornerstone (Mich.)</b>	149.99	492-1
LW: -- average 37.50m 123-0				
29	Gabby WITTENBACH	SR	46.23m	151-8 4/6
84	Emily RUSSCHER	SO	40.23m	132-0 4/6
112	Hannah EDMONDS	SO	38.18m	125-3 4/6
--	Shelby NYBOER	FR	25.35m	83-2 4/6





# 2018 Outdoor Track & Field, Week #2

## Women's Javelin

<b>1</b>		<b>Doane (Neb.)</b>	<b>150.48</b>	<b>493-8</b>
LW: --		average 37.62m		123-5
12	Katie DRAKE	SO	38.71m	127-0 4/5
16	Taylor HELTON	FR	37.71m	123-8 4/5
20	Maitlyn THOMSEN	JR	37.25m	122-2 4/5
25	Cassidy CHAPMAN	JR	36.81m	120-9 3/30

<b>2</b>		<b>Corban (Ore.)</b>	<b>150.27</b>	<b>493-0</b>
LW: --		average 37.57m		123-3
10	Renee INSCORE	SR	38.94m	127-9 3/3
11	Sarah FALARDEAU	FR	38.79m	127-3 3/24
18	Anna LORENZ	FR	37.46m	122-11 4/6
37	Rebecca MCLEAN	SO	35.08m	115-1 4/6

<b>3</b>		<b>Benedictine (Kan.)</b>	<b>143.23</b>	<b>469-11</b>
LW: --		average 35.81m		117-5
3	Shelley LAURES	JR	42.75m	140-3 3/31
34	Bailey STRINE	SO	35.35m	115-11 3/31
65	Lindsey GRANT	SR	32.81m	107-7 3/31
72	Sophia FRISCH	FR	32.32m	106-0 3/31

<b>4</b>		<b>Friends (Kan.)</b>	<b>136.71</b>	<b>448-6</b>
LW: --		average 34.18m		112-1
21	Tyann ISAACS	SR	37.00m	121-4 4/8
50	Katherine BAILEY	SR	34.21m	112-3 3/23
66	Chelsea AST	SR	32.80m	107-7 4/8
68	Chelsea BAKER	SR	32.70m	107-3 3/21

<b>5</b>		<b>Dickinson State (N.D.)</b>	<b>134.52</b>	<b>441-4</b>
LW: --		average 33.63m		110-4
15	Alyssa WISHER	FR	38.12m	125-0 3/24
34	Paitton HERBST	SR	35.35m	115-11 3/24
39	Abbey SCHANTZ	FR	35.07m	115-0 3/24
170	Zoe BOSCHEE	FR	25.98m	85-3 3/30

<b>6</b>		<b>Concordia (Neb.)</b>	<b>132.01</b>	<b>433-1</b>
LW: --		average 33.00m		108-3
30	Jasmine EICKHOFF	JR	36.06m	118-3 3/30
55	Morgan DE JONG	FR	34.00m	111-6 4/5
90	Mariah HUNEKE	SO	31.43m	103-1 4/5
97	Jessica DETERDING	SO	30.52m	100-1 4/5

<b>7</b>		<b>Hastings (Neb.)</b>	<b>131.62</b>	<b>431-10</b>
LW: --		average 32.91m		107-11
46	Lexi ANGLIN	FR	34.55m	113-4 3/30
56	Blair HOFSTETTER	JR	33.86m	111-1 3/30
67	Tiersa DARLEY	FR	32.77m	107-6 3/30
100	Abbi LOWELL	FR	30.44m	99-10% 3/30

<b>8</b>		<b>Morningside (Iowa)</b>	<b>129.80</b>	<b>425-10</b>
LW: --		average 32.45m		106-5
6	Kati KNEIFL	JR	40.53m	132-11 3/30
63	Aurora AREVALO	JR	33.12m	108-8 4/8
106	Kaylee VAN VOORST	JR	29.91m	98-1% 3/30
165	Brynlee LOPTIN	SO	26.24m	86-1% 4/8

<b>9</b>		<b>Loyola (La.)</b>	<b>126.12</b>	<b>413-9</b>
LW: --		average 31.53m		103-5
44	Dela MATTHEW	FR	34.66m	113-8 3/16
58	Tiera MELANCON	JR	33.68m	110-6 3/16
113	Leah BANKS	JR	29.50m	96-9% 3/30
126	Shannon HESTER	JR	28.28m	92-9% 3/16

<b>10</b>		<b>Grand View (Iowa)</b>	<b>124.04</b>	<b>406-11</b>
LW: --		average 31.01m		101-9
52	Chantel BLAIR	SO	34.09m	111-10 4/5
80	LaVon DAVIS	SO	31.87m	104-6 4/5
107	Kaitlin HOLSCHLAG	FR	29.85m	97-11% 4/5
128	Raven JONES	SO	28.23m	92-7% 4/5

<b>11</b>		<b>Campbellsville (Ky.)</b>	<b>121.60</b>	<b>398-11</b>
LW: --		average 30.40m		99-9
21	Brianna HARMAN	JR	37.00m	121-4 3/23
114	Ta'Neshya ALLEN	FR	29.47m	96-8% 4/5
133	Dee FOSTER	JR	27.78m	91-1% 4/5
140	Madison KAISER	JR	27.35m	89-8% 3/29

<b>12</b>		<b>Spring Arbor (Mich.)</b>	<b>119.65</b>	<b>392-6</b>
LW: --		average 29.91m		98-1%
48	Leslie TANIS	SR	34.31m	112-6 3/23
79	Ryann LAIER	JR	31.94m	104-9 4/7
142	Lauren HAMILTON	SO	27.26m	89-5% 3/23
167	Sarah SIXBERRY	JR	26.14m	85-9% 4/7

<b>13</b>		<b>Edward Waters (Fla.)</b>	<b>119.61</b>	<b>392-5</b>
LW: --		average 29.90m		98-1%
27	Larissa PEREIRA	SR	36.50m	119-9 3/10
49	Makayla HICKMON	JR	34.28m	112-5 3/22
84	Ellexsie HAUGHTON	SR	31.73m	104-1 3/3
--	Lanier TAMEYA	FR	17.10m	56-1% 3/10

<b>14</b>		<b>Westmont (Calif.)</b>	<b>119.33</b>	<b>391-6</b>
LW: --		average 29.83m		97-10%
33	Kristen GERMANN	SR	35.54m	116-7 4/7
60	Michaela GIROD	SR	33.46m	109-9 3/22
175	Brianna STOPPA	JR	25.78m	84-7 3/22
193	Charlotte COMBRINK	FR	24.55m	80-6% 3/22


<b>15</b>		<b>Northwestern (Iowa)</b>	<b>119.27</b>	<b>391-3</b>
LW: --		average 29.82m		97-10
71	Hannah MORGAN	JR	32.42m	106-4 3/29
81	Molly CUNARD	SR	31.86m	104-6 3/29
125	Rebecca BINDERT	FR	28.44m	93-3% 3/29
156	Katherine STAAB	SO	26.55m	87-1% 3/29

<b>16</b>		<b>Arizona Christian</b>	<b>119.21</b>	<b>391-1</b>
LW: --		average 29.80m		97-9%
17	Kinsey PEASE	SR	37.53m	123-1 3/22
61	Rikki NEWLAND	FR	33.14m	108-8 3/22
174	Amanda WICK	SO	25.86m	84-10% 3/16
212	Meghan MCDERMOTT	SO	22.68m	74-5 3/16



# 2018 Outdoor Track & Field, Week #2

## Women's Heptathlon

<b>1</b>		<b>Westmont (Calif.)</b>	<b>14,020</b>
LW: --		<i>average 3,505</i>	
6	Madison HERRERA	SR 4,303	3/22
12	Brianna STOPPA	JR 3,675	3/22
17	Charlotte COMBRINK	FR 3,511	3/22
31	Caitlin SMITH	JR 2,531	3/22
<b>2</b>	<b>York (Neb.)</b>	<b>11,735</b>	
LW: --		<i>average 2,934</i>	
8	Ashley DUGAN	SR 4,039	3/30
15	Camery NIELSEN	SR 3,569	3/30
35	Sarah SHELBOURN	FR 2,201	3/30
36	Hailey STIGGER	SO 1,926	3/30
<b>3</b>	<b>Brenau (Ga.)</b>	<b>10,828</b>	
LW: --		<i>average 2,707</i>	
23	Kanyisola ANJORIN	FR 3,185	4/6
25	Ayana DANIELS	SR 3,051	4/6
32	Gloria CLARK	JR 2,342	4/6
34	Taylor LOVE	FR 2,250	4/6





# 2018 Outdoor Track & Field, Week #2

## Women's Half-Marathon

**1**

**MidAmerica Nazarene 5:42:04**

LW: -- *average 1:25:31.0*

4	Bethany BROWN	SR	1:23:09.0	12/3
6	Erin KROHN	JR	1:26:14.0	3/18
7	Rachel WHITE	JR	1:26:17.0	12/3
8	Breanna BARNEY	JR	1:26:24.0	12/3

**2**



**Saint Mary (Kan.) 6:0:00.**

LW: -- *average 1:30:00.0*

24	Kristina SILVERS		1:28:53.0	12/3
26	Mariah STEIN		1:29:20.0	12/3
29	Kaitlynn TUEY		1:30:34.0	12/3
35	Divina FLORES		1:31:13.0	12/3