



National TFRI Team Summary



MEN — 2024 Week #6, February 27

1

Texas Tech
Big 12

1

LW: 2

Event	NQR	Athlete	Yr	Season Qual. Best	Date	Pl. Pts.	Bonus	TOTAL
Scored bests come from CURRENT qualifying season								
▶ 60m	1	Terrence JONES	JR	6.49c (6.47A)	2/10/24	20	1.63	21.63
▶ 60m	2	Don'Dre SWINT	SR	6.51c (6.49A)	2/10/24	18	1.37	19.37
▶ 60m	6	Caleb DEAN	SR	6.54c (6.52A)	2/24/24	10	0.98	10.98
▶ 60m	8	Shawn BROWN	JR	6.55c (6.53A)	1/13/24	8	0.85	8.85
▶ 60m	15	Jalen DRAYDEN	JR	6.59c (6.57A)	1/13/24	1.5	0.39	1.89
▶ 60m	15	Antoine ANDREWS	SO	6.59c (6.57A)	2/24/24	1.5	0.39	1.89
▶ 60H	1	Caleb DEAN	SR	7.55c (7.55A)	2/10/24	20	1.95	21.95
▶ 60H	5	Antoine ANDREWS	SO	7.60c (7.60A)	2/24/24	12	1.23	13.23
▶ 60H	20	DeVontae FORD	JR	7.70c (7.70A)	2/10/24	0.7	0.17	0.87
▶ 200m	1	Terrence JONES	JR	20.28c (20.21A)	2/24/24	20	1.93	21.93
▶ 200m	14	Shawn BROWN	JR	20.67c (20.60A)	1/13/24	2	0.36	2.36
▶ 400m	14	Shaemar UTER	SO	45.70c (45.59A)	2/24/24	2	0.57	2.57
▶ 800m	42	Gideon KIPLIMO	FR	1:48.18	2/10/24	0	0.07	0.07
▶ 5000m	28	Ernest CHERUIYOT	FR	13:31.27c(13:42.08A)	2/24/24	0.1	0.13	0.23
▶ 4x400	5	Caleb Dean, Carl Hicks, Josh Bour, Shaemar Uter		3:03.20c (3:02.76A)	2/24/24	12	1.96	13.96
▶ HJ	4	Omamuyovwi ERHIRE	SR	2.23m 7-3¾	2/24/24	14	1.59	15.59
▶ HJ	13	Kaithon MCDONALD	SR	2.20m 7-2½	2/10/24	3	0.51	3.51
▶ LJ	26	Zaid LATIF	FR	7.76m 25-5½	2/10/24	0.15	0.00	0.15
▶ TJ	24	Garison BREEDING	JR	15.90m 52-2	2/10/24	0.3	0.14	0.44
▶ TJ	28	Stacy BROWN JR	JR	15.80m 51-10	2/10/24	0.1	0.00	0.10
▶ TJ	29	Omamuyovwi ERHIRE	SR	15.77m 51-9	2/10/24	0.075	0.00	0.08
▶ WT	12	Jacob MECHLER	SR	22.68m 74-5	2/24/24	4	0.48	4.48
▶ WT	26	Konner WOOD	JR	21.78m 71-5½	2/10/24	0.15	0.00	0.15

TEXAS TECH TFRI Team Total 166.30

2

Arkansas
SEC

1

LW: 3

Event	NQR	Athlete	Yr	Season Qual. Best	Date	Pl. Pts.	Bonus	TOTAL
Scored bests come from CURRENT qualifying season								
▶ 60m	15	Jordan ANTHONY	SO	6.59	2/10/24	1.5	0.39	1.89
▶ 60H	10	Tai BROWN	SR	7.63	2/16/24	6	0.82	6.82
▶ 200m	8	Lance LANG	SR	20.49	2/24/24	8	0.95	8.95
▶ 400m	22	Steven MCELROY	JR	46.09	2/16/24	0.5	0.14	0.64
▶ 400m	28	Connor WASHINGTON	JR	46.20	2/16/24	0.1	0.07	0.17
▶ 800m	36	Riley WELLS	SR	1:48.06	2/10/24	0	0.10	0.10
▶ 800m	46	Elias SCHREML	JR	1:48.27	2/16/24	0	0.05	0.05
▶ 3000m	25	Ben SHEARER	JR	7:46.96	2/10/24	0.2	0.12	0.32
▶ 3000m	26	Peter MARU	FR	7:47.26	2/24/24	0.15	0.09	0.24
▶ 5000m	8	Peter MARU	FR	13:17.86	2/10/24	8	0.94	8.94
▶ 5000m	13	Kirami YEGO	SR	13:24.36	12/2/23	3	0.45	3.45
▶ 5000m	18	Patrick KIPROP	JR	13:27.55	2/10/24	0.9	0.27	1.17
▶ 4x400	3	TJ Tomlyanovich, Lance Lang, William Spencer, Steven McElroy		3:03.07	2/24/24	16	2.05	18.05
▶ DMR	7	Ben Shearer, TJ Tomlyanovich, Riley Wells, Peter Maru		9:20.09	2/16/24	8	1.58	9.58
▶ HJ	1	Romaine BECKFORD	SR	2.27m 7-5¼	1/27/24	20	3.38	23.38
▶ HJ	28	Kason O'RILEY	JR	2.17m 7-1½	2/3/24	0.1	0.00	0.10
▶ HJ	32	Andrew HUGHES	FR	2.16m 7-1	2/10/24	0.03	0.00	0.03
▶ PV	27	John KENDRICKS	FR	5.40m 17-8½	2/3/24	0.125	0.00	0.13
▶ LJ	1	Wayne PINNOCK	JR	8.34m 27-4½	2/3/24	20	3.51	23.51
▶ LJ	24	Jack TURNER	JR	7.77m 25-6	1/27/24	0.3	0.02	0.32
▶ TJ	20	Apalos EDWARDS	JR	15.93m 52-3¼	2/24/24	0.7	0.19	0.89
▶ SP	5	Roje STONA	SR	19.94m 65-5	2/24/24	12	1.46	13.46
▶ HEPT	5	Yariel SOTO TORRADO	SR	6,017	2/24/24	12	1.41	13.41
▶ HEPT	6	Jack TURNER	JR	6,000	1/27/24	10	1.30	11.30
▶ HEPT	9	Marcus WEAVER	SR	5,970	2/24/24	7	1.10	8.10
▶ HEPT	10	Daniel SPEJCHER	SR	5,965	2/24/24	6	1.06	7.06
▶ HEPT	31	Gabriel EMMANUEL	FR	5,600	2/24/24	0.04	0.00	0.04

ARKANSAS TFRI Team Total 162.08

MEN — 2024 Week #6, February 27

3

Northern Arizona

Big Sky



2

LW: 1

Event	NQR	Athlete	Yr	Season Qual. Best	Date	Pl. Pts.	Bonus	TOTAL
Scored bests come from CURRENT qualifying season								
► 800m	21	Colin SAHLMAN	SO	1:47.48	2/24/24	0.6	0.40	1.00
► Mile	1	Nico YOUNG	JR	3:48.71c (3:57.33A)	1/19/24	20	2.79	22.79
► Mile	5	Colin SAHLMAN	SO	3:53.17	1/27/24	12	1.01	13.01
► Mile	13	Theo QUAX	SR	3:54.49c (4:03.33A)	1/19/24	D 2	0.53	2.53
► 3000m	2	Aaron LAS HERAS	SR	7:37.26 O	2/10/24	18	1.71	19.71
► 3000m	4	Nico YOUNG	JR	7:37.73	12/2/23	D 2	1.60	3.60
► 3000m	9	Theo QUAX	SR	7:39.85 O	2/10/24	7	1.11	8.11
► 3000m	17	Drew BOSLEY	JR	7:43.98	12/2/23	1	0.34	1.34
► 3000m	30	Colin SAHLMAN	SO	7:48.59 O	2/10/24	0.05	0.00	0.05
► 5000m	1	Nico YOUNG	JR	12:57.14	1/27/24	20	3.23	23.23
► 5000m	6	Aaron LAS HERAS	SR	13:16.68	1/27/24	10	1.03	11.03
► 5000m	7	Theo QUAX	SR	13:16.83	1/27/24	9	1.02	10.02
► 5000m	24	Drew BOSLEY	JR	13:29.26	12/2/23	0.3	0.20	0.50
► DMR	1	#Type!		9:17.43 O	2/17/24	20	2.20	22.20
► LJ	20	Mitchell EFFING	SR	7.81mA 25-7½	1/27/24	0.7	0.14	0.84
► TJ	12	Mitchell EFFING	SR	16.02mA 52-6¾	1/12/24	4	0.32	4.32
► WT	8	Garret BERTNT	JR	22.93mA 75-2¾	2/16/24	8	0.86	8.86
NORTHERN ARIZONA TFRI Team Total								153.15

4

Florida

SEC



2

LW: 6

Event	NQR	Athlete	Yr	Season Qual. Best	Date	Pl. Pts.	Bonus	TOTAL
Scored bests come from CURRENT qualifying season								
▶ 60m	13	Wanya MCCOY	SO	6.58	2/24/24	3	0.48	3.48
▶ 60m	47	Robert GREGORY JR	JR	6.65	2/24/24	0	0.03	0.00
▶ 200m	2	Wanya MCCOY	SO	20.29	2/24/24	18	1.89	19.89
▶ 200m	3	Robert GREGORY JR	JR	20.31	2/24/24	16	1.79	17.79
▶ 400m	7	Jevaughn POWELL	SR	45.35	2/24/24	9	1.25	10.25
▶ 400m	31	Reheem HAYLES	JR	46.25	2/24/24	0.04	0.04	0.08
▶ 800m	5	Sam AUSTIN	JR	1:46.80	1/27/24	12	0.89	12.89
▶ 800m	39	Miguel PANTOJAS	FR	1:48.08	2/10/24	0	0.09	0.09
▶ Mile	22	Parvej KHAN	FR	3:55.41	2/16/24	0.5	0.29	0.79
▶ 4x400	2	Reheem Hayles, Ashton Schwartzman, Jenoah McKiver, Jevaughn Powell		3:02.78	2/10/24	18	2.26	20.26
▶ LJ	3	Malcolm CLEMONS	SR	8.22m 26-11¾	2/24/24	16	2.46	18.46
▶ LJ	8	Caleb FOSTER	JR	8.00m 26-3	2/24/24	8	0.94	8.94
▶ LJ	31	Sean DIXON-BODIE	SR	7.69m 25-2¾	2/24/24	0.04	0.00	0.04
▶ TJ	9	Sean DIXON-BODIE	SR	16.22m 53-2¾	2/24/24	7	0.76	7.76
▶ SP	13	Kai CHANG	SR	19.36m 63-6¼	2/24/24	3	0.29	3.29
▶ HEPT	17	Oliver THORNER	SR	5,751	2/24/24	1	0.17	1.17
FLORIDA TFR1 Team Total								125.21

National TFRI Team Summary



as of 2/26/24 5:34 PM ET

Only those who score >0.01 pts are shown

D denotes multiple-event rule in affect

MEN — 2024 Week #6, February 27

5

Washington
Independent

unch
LW: 5

Event	NQR	Athlete	Yr	Season Qual. Best	Date	Pl. Pts.	Bonus	TOTAL
Scored bests come from CURRENT qualifying season								
► 800m	2	Nathan GREEN	JR	1:46.50 O	2/24/24	18	1.11	19.11
► Mile	2	Luke HOUSER	SR	3:51.73 O	1/27/24	18	1.58	19.58
► Mile	7	Joe WASKOM	SR	3:53.64 O	1/27/24	9	0.83	9.83
► Mile	8	Nathan GREEN	JR	3:53.74 O	1/27/24	8	0.79	8.79
► Mile	15	Ronan MCMAHON-STAGGS	JR	3:54.61 O	1/27/24	1.5	0.50	2.00
► 3000m	10	Luke HOUSER	SR	7:40.40 O	1/13/24	6	0.99	6.99
► 3000m	24	Evan JENKINS	FR	7:46.58 O	2/10/24	0.3	0.14	0.44
► DMR	3	Joe Waskom, Daniel Gaik, Nathan Green, Luke Houser		9:18.81	2/16/24	16	1.88	17.88
► PV	13	Mathis BRESKO	SR	5.52m 18-1¼	2/10/24	3	0.41	3.41
► PV	13	Max MANSON	SR	5.52m 18-1¼	1/27/24	3	0.41	3.41
► PV	31	Simon PARK	SR	5.37m 17-7¼	2/10/24	0.04	0.00	0.04
► LJ	15	Prestin ARTIS	JR	7.87m 25-10	1/13/24	1.5	0.32	1.82
► WT	3	Jayden WHITE	SR	23.73m 77-10¼	2/24/24	16	2.30	18.30
► HEPT	6	Bruno COMIN PESCADOR	SR	6,000	2/3/24	10	1.30	11.30
► HEPT	25	Jami SCHLUETER	JR	5,668 OT	2/24/24	0.2	0.00	0.20
WASHINGTON TFRI Team Total								123.10

6

Southern California

Independent



2

LW: 4

Event	NQR	Athlete	Yr	Season Qual. Best	Date	Pl. Pts.	Bonus	TOTAL	
Scored bests come from CURRENT qualifying season									
▶ 60m	4	Travis WILLIAMS	JR	6.52	2/24/24	14	1.24	15.24	
▶ 60m	8	Justin BRAUN	SO	6.55	1/12/24	8	0.85	8.85	
▶ 60m	24	JC STEVENSON	SO	6.61	1/27/24	0.3	0.22	0.52	
▶ 60m	38	Bryce BROCK	SO	6.64	1/12/24	0	0.07	0.07	
▶ 60H	1	Johnny BRACKINS JR.	JR	7.55	2/24/24	20	1.95	21.95	
▶ 200m	25	Max THOMAS	SO	20.75	2/16/24	0.2	0.19	0.39	
▶ 200m	32	Justin BRAUN	SO	20.79	2/16/24	0.03	0.13	0.16	
▶ 400m	3	William JONES	SO	45.24	1/27/24	16	1.47	17.47	
▶ 400m	28	Johnnie BLOCKBURGER	SR	46.20	2/16/24	0.1	0.07	0.17	
▶ 800m	29	Nathan CUMBERBATCH	FR	1:47.78	1/27/24	0.075	0.21	0.28	
▶ 4x400	4	Justin Braun, Johnnie Blockburger, Nathan Cumberbatch, William Jones		3:03.14	2/10/24	14	2.01	16.01	
▶ HJ	28	Elias GERALD	SO	2.17m	7-1½	1/27/24	0.1	0.00	0.10
▶ LJ	2	Johnny BRACKINS JR.	JR	8.23m	27-0	2/17/24	18	2.55	20.55
▶ LJ	10	Chrstyn John (JC) STEVENSON	SO	7.95m	26-1	1/12/24	6	0.65	6.65
SOUTHERN CALIFORNIA TFRI Team Total								108.41	



Only those who score >0.01 pts are shown

D denotes multiple-event rule in affect

MEN — 2024 Week #6, February 27

7 **Texas**
Big 12

unch
LW: 7

TEXAS TFRI Team Total	104.32
------------------------------	---------------

8 Nebraska

unch
LW: 8

NEBRASKA TFRI Team Total	75.40
---------------------------------	--------------

9 Alabama SEC

unch
LW: 9

ALABAMA TFR1 Team Total	71.33
--------------------------------	--------------

ALABAMA TFERI Team Total 71.33

10 **Houston**
Big 12

15
LW: 25

HOUSTON TFRI Team Total	68.18
--------------------------------	--------------

HOUSTON TFRI Team Total 68.18

National TFRI Team Summary



as of 2/26/24 5:34 PM ET

Only those who score >0.01 pts are shown

D denotes multiple-event rule in affect

MEN – 2024 Week #6, February 27

11 Wisconsin Big Ten

▼ **1**
LW: 10

Event	NQR	Athlete	Yr	Season Qual. Best	Date	Pl. Pts.	Bonus	TOTAL
Scored bests come from CURRENT qualifying season								
▶ 60H	18	Giovanni WEARING	SO	7.68	2/24/24	0.9	0.35	1.25
▶ 800m	3	Abdullahi HASSAN	SR	1:46.61	2/10/24	16	1.03	17.03
▶ Mile	4	Adam SPENCER	JR	3:52.70	2/11/24	14	1.20	15.20
▶ 3000m	21	Jackson SHARP	SR	7:45.29	2/10/24	0.6	0.24	0.84
▶ 3000m	23	Bob LIKING	SR	7:46.32	2/10/24	0.4	0.16	0.56
▶ 5000m	14	Jackson SHARP	SR	13:25.51	12/2/23	2	0.36	2.36
▶ 5000m	20	Bob LIKING	SR	13:28.03	12/2/23	0.7	0.25	0.95
▶ DMR	8	#Type!		9:21.07 O	2/17/24	6	1.36	7.36
▶ SP	6	Jason SWARENS	SR	19.93m 65-4¾	2/10/24	10	1.42	11.42
▶ SP	10	Andrew STONE	SR	19.76m 64-10	2/16/24	6	0.86	6.86
▶ HEPT	20	Cade AMBORN	SR	5.707 OT	2/24/24	0.7	0.03	0.73

WISCONSIN TFRI Team Total 64.55

12 Georgia SEC

unch
LW: 12

Event	NQR	Athlete	Yr	Season Qual. Best	Date	Pl. Pts.	Bonus	TOTAL	
Scored bests come from CURRENT qualifying season									
► 60m	21	Jehlani GORDON	FR	6.60	1/13/24	0.6	0.31	0.91	
► 60m	35	Brody BUFFINGTON	FR	6.63	2/24/24	0.01	0.11	0.12	
► 60m	38	Micah LARRY	FR	6.64	1/13/24	0	0.07	0.07	
► 400m	1	Christopher MORALES WILLIAMS	SO	44.49	2/24/24	20	2.96	22.96	
► 400m	21	Hossam HATIB	JR	46.02	2/10/24	0.6	0.19	0.79	
► 4x400	20	Mekhi Gammons, Christopher Morales Williams, Jordan McKenzie, Hossam Hatib		3:07.48	2/10/24	0.2	0.01	0.21	
► HJ	7	Riyon RANKIN	FR	2.21m	7-3	1/13/24	9	0.81	9.81
► TJ	15	Zavien WOLFE	FR	15.98m	52-5¼	2/24/24	1.5	0.26	1.76
► SP	1	Alexander KOLESNIKOFF	SR	20.45m	67-1¼	1/20/24	20	3.30	23.30

GEORGIA TFRI Team Total 59.93

13 Kentucky SEC

2
LW: 11

Event	NQR	Athlete	Yr	Season Qual. Best	Date	Pl. Pts.	Bonus	TOTAL
Scored bests come from CURRENT qualifying season								
► 200m	8	Kennedy LIGHTNER	SR	20.49c (20.42A)	1/20/24	8	0.95	8.95
► 200m	20	Shavique BASCUS	FR	20.72	2/10/24	0.7	0.24	0.94
► PV	1	Keaton DANIEL	JR	5.80m 19-¼	1/20/24	20	3.95	23.95
► TJ	1	Luke BROWN	JR	16.80m 55-1½	1/20/24	20	2.81	22.81
► WT	13	Dennis OHENE-ADU	SR	22.40m 73-6	2/24/24	3	0.26	3.26

KENTUCKY TFRI Team Total 59.91

14 North Carolina ACC

1
LW: 13

Event	NOR	Athlete	Yr	Season Qual. Best	Date	Pl. Pts.	Bonus	TOTAL
Scored bests come from CURRENT qualifying season								
▶ 800m	51	Andrew REGNIER	FR	1:48.33	2/24/24	0	0.03	0.03
▶ Mile	11	Parker WOLFE	JR	3:54.17	2/24/24	D 2	0.62	2.62
▶ Mile	16	Ethan STRAND	JR	3:54.62	2/10/24	1.25	0.49	1.74
▶ 3000m	3	Parker WOLFE	JR	7:37.41	2/3/24	16	1.67	17.67
▶ 3000m	34	Jake GEBHARDT	SR	7:50.48	2/10/24	0.015	0.00	0.02
▶ 5000m	4	Parker WOLFE	JR	13:13.61	12/2/23	14	1.29	15.29
▶ 5000m	19	Alex PHILLIP	SR	13:27.83	2/10/24	0.8	0.26	1.06
▶ DMR	2	#Type!		9:17.92 O	2/17/24	18	2.09	20.09
▶ HEPT	18	Max STAKUN-PICKERING	SO	5,744	2/24/24	0.9	0.15	1.05
▶ HEPT	27	Sam CORLEY	SR	5,640	2/24/24	0.125	0.00	0.13

NORTH CAROLINA TFRI Team Total 59.70

15 **Harvard**
Ivy League

 **4**
LW: 19

Event	NQR	Athlete	Yr	Season Qual. Best	Date	Pl. Pts.	Bonus	TOTAL
Scored bests come from CURRENT qualifying season								
► 5000m	2	Graham BLANKS	SO	13:03.78	12/2/23	18	2.44	20.44
► HJ	5	Tito ALOFE	FR	2.22m 7-3¼	1/27/24	12	1.14	13.14
► TJ	16	Daniel FALODE	JR	15.96m 52-4½	2/24/24	1.25	0.23	1.48
► WT	1	Kenneth IKEJI	JR	24.39m 80-¼	2/24/24	20	3.84	23.84

HARVARD TFRI Team Total 58.91

National TFRI Team Summary



as of 2/26/24 5:34 PM ET

Only those who score >0.01 pts are shown

D denotes multiple-event rule in affect

MEN — 2024 Week #6, February 27

16

South Carolina

unch
LW: 16

Event	NQR	Athlete	Yr	Season Qual. Best	Date	Pl. Pts.	Bonus	TOTAL
Scored bests come from CURRENT qualifying season								
► 60m	24	Nyck HARBOR	FR	6.61	2/10/24	0.3	0.22	0.52
► 200m	11	Anthony GREENHOW	JR	20.60	1/27/24	5	0.57	5.57
► 200m	35	Nyck HARBOR	FR	20.83	2/24/24	0.01	0.07	0.08
► Mile	3	Anass ESSAYI	JR	3:51.91	2/10/24	16	1.51	17.51
► 3000m	8	Anass ESSAYI	JR	7:39.11	1/27/24	8	1.28	9.28
► HJ	32	Channing FERGUSON	JR	2.16m	7-1 2/3/24	0.03	0.00	0.03
► TJ	13	Theophilus MUDZENGHERERE	SO	16.00m	52-6 12/8/23	3	0.29	3.29
► SP	4	Dylan TARGGART	JR	19.99m	65-7 2/24/24	14	1.64	15.64

<i>SOUTH CAROLINA TFRI Team Total</i>	51.93
--	--------------

17

Stanford
Independent

1
LW: 18

Event	NQR	Athlete	Yr	Season Qual. Best	Date	Pl. Pts.	Bonus	TOTAL
Scored bests come from CURRENT qualifying season								
► 3000m	1	Ky ROBINSON	JR	7:36.69 O	2/10/24	20	1.84	21.84
► 3000m	32	Cole SPROUT	JR	7:49.14 O	2/24/24	0.03	0.00	0.03
► 5000m	3	Ky ROBINSON	JR	13:06.42	12/2/23	16	2.13	18.13
► 5000m	26	Cole SPROUT	JR	13:30.37	1/27/24	0.15	0.16	0.31
► DMR	17	Cole Sprout, Will Floyd, Leo Young, Ky Robinson		9:27.06	2/16/24	0.5	0.21	0.71
► PV	7	Garrett BROWN	JR	5.57mA 18-3¼	1/20/24	9	0.92	9.92

STANFORD TERI Team Total 50.95

18

Oklahoma State

Big 12

1
LW: 17

Event	NQR	Athlete	Yr	Season Qual. Best	Date	Pl. Pts.	Bonus	TOTAL
Scored bests come from CURRENT qualifying season								
► 800m	36	Mehdi YANOURI	JR	1:48.06	1/27/24	0	0.10	0.10
► Mile	24	Brian MUSAU	FR	3:55.49	2/10/24	0.3	0.27	0.57
► Mile	31	Laban KIPKEMBOI	FR	3:56.04	1/27/24	0.04	0.13	0.17
► Mile	33	Ryan SCHOPPE	SR	3:56.23	2/10/24	0.02	0.10	0.12
► 3000m	5	Brian MUSAU	FR	7:38.04	12/2/23	12	1.53	13.53
► 3000m	6	Ryan SCHOPPE	SR	7:38.80	12/2/23	10	1.35	11.35
► 3000m	15	Alexander MAIER	SR	7:43.22	2/10/24	1.5	0.44	1.94
► 3000m	19	Denis KIPNGETICH	FR	7:44.78	2/10/24	0.8	0.28	1.08
► 5000m	10	Alexander MAIER	SR	13:21.28	12/2/23	6	0.68	6.68
► 5000m	15	Denis KIPNGETICH	FR	13:26.34	12/2/23	1.5	0.31	1.81
► 4x400	19	Caio Almeida, Jordon Smith, DeJuana McArthur, Justin Smith		3:07.37	2/10/24	0.3	0.04	0.34
► DMR	6	Brian Musau, DeJuana McArthur, Mehdi Yanouri, Ryan Schoppe		9:19.74	2/16/24	10	1.66	11.66
► HEPT	24	Philip FRANK	SR	5.687c (5687.00A)	2/24/24	0.3	0.00	0.30

OKLAHOMA STATE TFR/ Team Total 49.64

19

Texas A&M
SEC

5
LW: 14

Event	NQR	Athlete	Yr	Season Qual. Best	Date	Pl. Pts.	Bonus	TOTAL	
Scored bests come from CURRENT qualifying season									
▶ 60H	4	Connor SCHULMAN	SR	7.59	2/24/24	14	1.37	15.37	
▶ 60H	5	Jaqualon SCOTT	SO	7.60	2/10/24	12	1.23	13.23	
▶ 400m	13	Auhmad ROBINSON	JR	45.66	2/10/24	3	0.65	3.65	
▶ 400m	25	Jevon O'BRYANT	SR	46.19	2/24/24	0.2	0.08	0.28	
▶ 800m	16	Sam WHITMARSH	SO	1:47.39	2/24/24	1.25	0.46	1.71	
▶ 800m	30	Kimar FARQUHARSON	JR	1:47.81	1/27/24	0.05	0.19	0.24	
▶ 4x400	7	Auhmad Robinson, Jevon O'Bryant, Jaqualon Scott, Kimar Farquharson		3:03.62	2/24/24	8	1.67	9.67	
▶ HJ	13	Ushan PERERA	SR	2.20m	7-2½	2/3/24	3	0.51	3.51
▶ HJ	32	Carter BAJOIT	SR	2.16m	7-1	1/20/24	0.03	0.00	0.03

TEXAS A&M TFRI Team Total 47.69

National TFRI Team Summary



as of 2/26/24 5:34 PM ET

Only those who score >0.01 pts are shown

D denotes multiple-event rule in affect

MEN — 2024 Week #6, February 27

20

Florida State
ACC



5

LW: 15

Event	NOR	Athlete	Yr	Season Qual. Best	Date	Pl. Pts.	Bonus	TOTAL
-------	-----	---------	----	-------------------	------	----------	-------	-------

Scored bests come from CURRENT qualifying season

► 60m	21	Neo MOSEBI	FR	6.60		2/24/24	0.6	0.31	0.91
► 60m	30	Ismael KONE	SR	6.62		1/27/24	0.05	0.15	0.20
► 60m	35	Tyler AZCANO	FR	6.63		2/24/24	0.01	0.11	0.12
► 60H	24	Andre KORBMACHER	FR	7.71		1/13/24	0.3	0.13	0.43
► 3000m	14	David MULLARKEY	JR	7:42.89		1/27/24	2	0.49	2.49
► 5000m	21	David MULLARKEY	JR	13:28.23		2/10/24	0.6	0.24	0.84
► LJ	4	Jeremiah DAVIS	JR	8.20m	26-11	2/10/24	14	2.29	16.29
► LJ	12	Jordan TURNER	SO	7.90m	25-11	2/10/24	4	0.41	4.41
► TJ	2	Jeremiah DAVIS	JR	16.69m	54-9¼	2/10/24	18	2.34	20.34
► TJ	30	Kyvon TATHAM	SO	15.76m	51-8½	1/20/24	0.05	0.00	0.05

FLORIDA STATE TFRI Team Total

46.08

21

Kansas



10

LW: 31

Event	NOR	Athlete	Yr	Season Qual. Best	Date	Pl. Pts.	Bonus	TOTAL
-------	-----	---------	----	-------------------	------	----------	-------	-------

Scored bests come from CURRENT qualifying season

► 400m	11	Michael JOSEPH	SR	45.57c	(45.46A)	2/24/24	5	0.82	5.82
► HJ	2	Devin LOUDERMILK	JR	2.26m	7-5	2/24/24	18	2.93	20.93
► PV	4	Clayton SIMMS	JR	5.68m	18-7½	2/24/24	14	2.13	16.13
► PV	17	Ashton BARKDULL	SO	5.50m	18-½	12/2/23	1	0.21	1.21
► PV	20	Anthony MEACHAM	SO	5.43m	17-9¼	2/24/24	0.7	0.00	0.70
► WT	35	Oleg KLYKOV	SR	21.46m	70-5	12/2/23	0.01	0.00	0.01
► HEPT	29	Alexander JUNG	JR	5,611c	(5611.00A)	2/24/24	0.075	0.00	0.08

KANSAS TFRI Team Total

44.88

22

Iowa
Big Ten



4

LW: 26

Event	NOR	Athlete	Yr	Season Oual. Best	Date	Pl. Pts.	Bonus	TOTAL
-------	-----	---------	----	-------------------	------	----------	-------	-------

Scored bests come from CURRENT qualifying season

▶ 60m	2	Kalen WALKER	SR	6.51	2/24/24	18	1.37	19.37
▶ 60H	15	Grant CONWAY	SR	7.66	2/24/24	1.5	0.53	2.03
▶ 60H	33	Gratt REED	SR	7.74c (7.74A)	2/10/24	0.02	0.00	0.02
▶ 800m	7	Rivaldo MARSHALL	JR	1:46.86	2/10/24	9	0.85	9.85
▶ 800m	55	Ryan SCHREINER	SO	1:48.42	2/10/24	0	0.01	0.01
▶ 4x400	20	#Type!		3:07.48 O	2/24/24	0.2	0.01	0.21
▶ WT	17	Sean SMITH	JR	22.28m 73-1¼	2/24/24	1	0.16	1.16
▶ HEPT	8	Austin WEST	SR	5.975 OT	2/24/24	8	1.13	9.13

IOWA TFRI Team Total

41.79

23

Illinois
Big Ten



LW: 23

<i>Event</i>	<i>NQR</i>	<i>Athlete</i>	<i>Yr</i>	<i>Season Qual. Best</i>	<i>Date</i>	<i>Pl. Pts.</i>	<i>Bonus</i>	TOTAL
--------------	------------	----------------	-----------	--------------------------	-------------	-----------------	--------------	--------------

Scored bests come from CURRENT qualifying season

▶ HJ	7	Kamyren GARRETT	JR	2.21m	7-3	2/24/24	9	0.81	9.83
▶ PV	30	Cody JOHNSTON	FR	5.38m	17-7¾	2/10/24	0.05	0.00	0.05
▶ TJ	22	Viktor MOROZOV	SO	15.92m	52-2¾	2/10/24	0.5	0.17	0.67
▶ SP	22	Tyler SUDDUTH	SR	19.05m	62-6	2/24/24	0.5	0.00	0.50
▶ SP	32	William REZNY	SR	18.56m	60-10¾	2/24/24	0.03	0.00	0.03
▶ WT	7	Tyler SUDDUTH	SR	23.14m	75-11	1/20/24	9	1.19	10.19
▶ HEPT	2	Aiden OUIMET	SR	6.120 OT		2/24/24	18	2.37	20.37

ILLINOIS TFRI Team Total

41.62

National TFRI Team Summary



as of 2/26/24 5:34 PM ET

Only those who score >0.01 pts are shown

D denotes multiple-event rule in affect

MEN – 2024 Week #6, February 27

24 Penn State Big Ten

▼ 2
LW: 22

Event	NQR	Athlete	Yr	Season Qual. Best	Date	Pl. Pts.	Bonus	TOTAL
Scored bests come from CURRENT qualifying season								
▶ 60m	6	Cheickna TRAORE	SR	6.54	2/24/24	10	0.98	10.98
▶ 200m	6	Cheickna TRAORE	SR	20.42	1/20/24	10	1.28	11.28
▶ 800m	6	Handal ROBAN	SO	1:46.81	2/10/24	10	0.88	10.88
▶ 800m	14	Carter FITZGERALD	SO	1:47.25	2/16/24	2	0.56	2.56
▶ 800m	18	Olivier DESMEULES	JR	1:47.40	1/27/24	0.9	0.46	1.36
▶ 800m	43	Yukichi ISHII	SO	1:48.21	2/3/24	0	0.06	0.06
▶ 800m	47	Kaleb NASTARI	FR	1:48.30	2/16/24	0	0.04	0.04
▶ Mile	33	Evan DORENKAMP	SR	3:56.23	2/10/24	0.02	0.10	0.12
▶ 4x400	14	#Type!		3:05.87	2/3/24	0.8	0.37	1.17
▶ SP	35	Lucciano PIZARRO	SR	18.50m	60-8½" 2/24/24	0.01	0.00	0.01

PENN STATE TFRI Team Total 38.46

25 Ole Miss SEC

4
LW: 29

Event	NQR	Athlete	Yr	Season Qual. Best	Date	Pl. Pts.	Bonus	TOTAL	
Scored bests come from CURRENT qualifying season									
► 800m	56	Marcus DROPIK	SR	1:48.43 O	2/10/24	0	0.01	0.01	
► 5000m	22	Toby GILLEN	JR	13:28.81	2/10/24	0.5	0.22	0.72	
► DMR	21	#Type!		9:29.86 O	2/17/24	0.1	0.00	0.10	
► SP	2	Tarik O'HAGAN	SO	20:38m	66-10½	2/24/24	18	3.05	21.05
► WT	4	Tarik O'HAGAN	SO	23:59m	77-4¾	2/10/24	14	1.98	15.98

OLE MISS TFRI Team Total 37.86

26 **Arizona State**
Independent

6
LW: 20

Event	NQR	Athlete	Yr	Season Qual. Best	Date	Pl. Pts.	Bonus	TOTAL
Scored bests come from CURRENT qualifying season								
► 200m	25	Kaleb SIMPSON	SR	20.75	2/16/24	0.2	0.19	0.39
► 200m	35	Denzell FEAGIN	SR	20.83	2/10/24	0.01	0.07	0.08
► 400m	5	Justin ROBINSON	JR	45.30	2/10/24	12	1.35	13.35
► 400m	19	Gamali FELIX	SR	45.90	2/16/24	0.8	0.32	1.12
► 400m	33	Jayden DAVIS	FR	46.30	2/16/24	0.02	0.01	0.03
► 4x400	1	Justin Robinson, Gamali Felix, Kaleb Simpson, Jayden Davis		3:02.73	2/10/24	20	2.29	22.29
► SP	24	Brandon LLOYD	JR	18.92m 62-1	2/24/24	0.3	0.00	0.30

ARIZONA STATE TFR/ Team Total 37.56

27 Iowa State
Big 12

3
LW: 24

Event	NQR	Athlete	Yr	Season Qual. Best	Date	Pl. Pts.	Bonus	TOTAL
Scored bests come from CURRENT qualifying season								
▶ 800m	4	Darius KIPYEGO	JR	1:46.71 O	2/3/24	14	0.96	14.96
▶ 800m	11	Finley MCLEAR	SR	1:46.97	2/10/24	5	0.77	5.77
▶ 800m	19	Jason GOMEZ	SR	1:47.44	2/16/24	0.8	0.43	1.23
▶ 3000m	31	Silas WINDERS	JR	7:49.10	1/27/24	0.04	0.00	0.04
▶ 5000m	17	Said MECHAAL	JR	13:27.43	2/10/24	1	0.27	1.27
▶ 5000m	33	Sanele MASONDO	JR	13:33.61	12/2/23	0.02	0.04	0.06
▶ DMR	12	Darius Kipyego, Gus Langford, Finley McLearn, Said Mechaal		9:24.22	2/16/24	1	0.64	1.64
▶ SP	11	Cam JONES	JR	19.60m 64-3¾	2/24/24	5	0.58	5.58
▶ SP	22	Kevin SAKSON	SR	19.05m 62-6	2/24/24	0.5	0.00	0.50
▶ WT	15	Cam JONES	JR	22.32m 73-2¾	2/10/24	1.5	0.19	1.69

IOWA STATE TFR1 Team Total	32.74
-----------------------------------	--------------

National TFRI Team Summary



as of 2/26/24 5:34 PM ET

Only those who score >0.01 pts are shown

D denotes multiple-event rule in affect

MEN – 2024 Week #6, February 27

28

Louisville

ACC



7

LW: 21

Event	NQR	Athlete	Yr	Season Qual. Best	Date	Pl. Pts.	Bonus	TOTAL	
Scored bests come from CURRENT qualifying season									
► HJ	3	Trey ALLEN	SR	2.24m	7-4¼	12/2/23	16	2.04	18.04
► HJ	5	Brion STEPHENS	SO	2.22mA	7-3¼	2/3/24	12	1.14	13.14
► LJ	18	Jeremiah WILLIS	SR	7.82m	25-8	1/13/24	0.9	0.17	1.07
► LJ	31	Jake BURKEY	SR	7.69m	25-2¾	1/13/24	0.04	0.00	0.04
► HEPT	23	Paul KALLENBERG	JR	5,688		2/24/24	0.4	0.00	0.40
LOUISVILLE TFRI Team Total								32.70	

29

Baylor

Big 12



18

LW: 47

Event	NQR	Athlete	Yr	Season Qual. Best	Date	Pl. Pts.	Bonus	TOTAL
Scored bests come from CURRENT qualifying season								
► 60m	30	Laurenz COLBERT	JR	6.62c (6.60A)	2/24/24	0.05	0.15	0.20
► 60m	38	De'montray CALLIS	JR	6.64c (6.62A)	2/24/24	0	0.07	0.07
► 60H	8	Demario PRINCE	FR	7.62c (7.62A)	2/24/24	8	0.94	8.94
► 200m	8	Demar FRANCIS	SR	20.49c (20.42A)	2/24/24	8	0.95	8.95
► 200m	12	Laurenz COLBERT	JR	20.63c (20.56A)	2/24/24	4	0.48	4.48
► 200m	43	Kamden JACKSON	SR	20.87c (20.80A)	2/24/24	0	0.01	0.01
► 400m	9	Nathaniel EZEKIEL	JR	45.54	2/10/24	7	0.88	7.88
► 400m	25	Demar FRANCIS	SR	46.19	2/10/24	0.2	0.08	0.28
BAYLOR TFR1 Team Total								30.82

30

Virginia Tech

ACC



3

LW: 27

Event	NQR	Athlete	Yr	Season Qual. Best	Date	Pl. Pts.	Bonus	TOTAL
Scored bests come from CURRENT qualifying season								
▶ 200m	38	Judson LINCOLN IV	SO	20.84	2/10/24	0	0.06	0.06
▶ 400m	8	Judson LINCOLN IV	SO	45.53	2/10/24	8	0.90	8.90
▶ 800m	15	Nicholas PLANT	SO	1:47.33	2/24/24	1.5	0.51	2.01
▶ 800m	22	Christian JACKSON	JR	1:47.51	2/3/24	0.5	0.38	0.88
▶ 4x400	15	Kahleje Tillmon, Kennedy Harrison, Ali Diaby, Judson Lincoln IV		3:06.00	2/24/24	0.7	0.34	1.04
▶ DMR	9	Nicholas Plant, Judson Lincoln IV, Christian Jackson, Ethan Coleman		9:22.71	2/16/24	5	0.98	5.98
▶ HJ	20	Aidan CLARK	SR	2.18m 7-1¾	2/24/24	0.7	0.03	0.73
▶ HJ	20	Brandon BURKE	SR	2.18mA 7-1¾	2/9/24	0.7	0.03	0.73
▶ PV	10	Conner MCCLURE	JR	5.53m 18-1¾	2/24/24	6	0.51	6.51
▶ TJ	19	Chidozie KALU	FR	15.94m 52-3¾	1/13/24	0.8	0.20	1.00
▶ HEPT	14	Sean MURPHY	SR	5,810	2/3/24	2	0.38	2.38
▶ HEPT	30	Nathaniel PARIS	FR	5,608	2/3/24	0.05	0.00	0.05
VIRGINIA TECH TRI Team Total								30.27

31

Miami (Fla.)

ACC



8

LW: 39

Event	NQR	Athlete	Yr	Season Qual. Best	Date	Pl. Pts.	Bonus	TOTAL
Scored bests come from CURRENT qualifying season								
► 800m	33	Oskars BAMBALS	SR	1:47.89	2/24/24	0.02	0.15	0.17
► HJ	7	Kennedy SAUDER	JR	2.21m 7-3	2/24/24	9	0.81	9.81
► LJ	27	Russell ROBINSON	SR	7.75m 25-5¼	1/13/24	0.125	0.00	0.13
► TJ	5	Russell ROBINSON	SR	16.59m 54-5¼	1/20/24	12	1.91	13.91
► HEPT	11	Edgar CAMPRE	SO	5,903	2/24/24	5	0.69	5.69
MIAMI (FLA.) TFRI Team Total								29.71



Only those who score >0.01 pts are shown

D denotes multiple-event rule in affect

MEN — 2024 Week #6, February 27

32 **Villanova**
Big East

6
LW: 38

Event	NQR	Athlete	Yr	Season Qual. Best	Date	Pf. Pts.	Bonus	TOTAL
Scored bests come from CURRENT qualifying season								
► 800m	9	Sean DOLAN	SR	1:46.90	2/24/24	7	0.82	7.82
► Mile	9	Liam MURPHY	JR	3:53.85	1/27/24	7	0.75	7.75
► Mile	35	Marco LANGON	FR	3:56.24	1/27/24	0.01	0.10	0.11
► 3000m	12	Liam MURPHY	JR	7:42.51	2/24/24	D 2	0.54	2.54
► 3000m	16	Marco LANGON	FR	7:43.83	2/24/24	1.25	0.35	1.60
► 5000m	9	Liam MURPHY	JR	13:21.20	12/2/23	7	0.68	7.68
VILLANOVA TFRI Team Total								27.50

33 **Virginia**
ACC

unch
LW: 33

Event	NQR	Athlete	Yr	Season Qual. Best	Date	Pl.	Pts.	Bonus	TOTAL
Scored bests come from CURRENT qualifying season									
► 800m	10	Conor MURPHY	JR	1:46.95	1/27/24	6	0.78		6.78
► 800m	41	Shane COHEN	FR	1:48.15	2/16/24	0	0.08		0.08
► Mile	18	Gary MARTIN	SO	3:54.73	2/10/24	0.9	0.47		1.37
► Mile	29	Yasin SADO	JR	3:55.93	1/27/24	0.075	0.16		0.23
► 3000m	27	Gary MARTIN	SO	7:47.49	1/27/24	0.125	0.08		0.20
► 5000m	30	Yasin SADO	JR	13:31.87	12/2/23	0.05	0.11		0.16
► DMR	4	Conor Murphy, Alex Sherman, Alex Leath, Gary Martin		9:18.95	2/16/24	14	1.85		15.85
► WT	20	Jacob LEMMON	JR	22.11m 72-6½	2/10/24	0.7	0.03		0.73
► WT	28	John FAY	SO	21.73m 71-3½	2/10/24	0.1	0.00		0.10
VIRGINIA TFRI Team Total									25.49

34 New Mexico

Mountain West

3
LW: 37

Event	NQR	Athlete	Yr	Season Qual. Best	Date	Pl. Pts.	Bonus	TOTAL
Scored bests come from CURRENT qualifying season								
▶ 800m	36	Ethan BROUW	JR	1:48.06c (1:48.66A)	2/3/24	0	0.10	0.10
▶ 800m	45	Dylan BURROWS	SR	1:48.26c (1:48.86A)	2/3/24	0	0.05	0.05
▶ Mile	10	Habtom SAMUEL	FR	3:53.92c (3:59.12A)	1/20/24	6	0.72	6.72
▶ 3000m	11	Habtom SAMUEL	FR	7:40.63	2/10/24	D 2	0.93	2.93
▶ 3000m	28	Lukas KIPROP	FR	7:47.52	12/2/23	0.1	0.07	0.17
▶ 5000m	5	Habtom SAMUEL	FR	13:14.85	12/2/23	12	1.17	13.17
▶ 5000m	16	Evans KIPLAGAT	FR	13:26.56	2/10/24	1.25	0.30	1.55
▶ DMR	19	Evans Kiplagat, Levente Soos, Dylan Burrows, Habtom Samuel		9:28.79	2/16/24	0.3	0.08	0.38
NEW MEXICO TFRI Team Total								25.08

35 Michigan Big Ten

▼ 5
LW: 30

Event	NQR	Athlete	Yr	Season Qual. Best	Date	Pl. Pts.	Bonus	TOTAL
Scored bests come from CURRENT qualifying season								
► 400m	15	Dubem AMENE	SR	45.75	2/10/24	1.5	0.51	2.01
► Mile	12	Nick FOSTER	SR	3:54.48	2/10/24	4	0.53	4.53
► 5000m	12	Tom BRADY	SR	13:24.16	2/10/24	4	0.46	4.46
► DMR	5	#Type!		9:19.33 O	2/17/24	12	1.76	13.76
► TJ	27	Bera AJALA	SR	15.82m 51-11	2/3/24	0.125	0.03	0.15
MICHIGAN TFR1 Team Total								24.91

36 Arkansas State

Sun Belt

▼ **2**
LW: 34

Event	NQR	Athlete	Yr	Season Qual. Best	Date	Pl. Pts.	Bonus	TOTAL
Scored bests come from CURRENT qualifying season								
► 60H	33	Will GLASS	SR	7.74	1/19/24	0.02	0.00	0.02
► PV	2	Bradley JELMERT	SR	5.72m 18-9¼	12/9/23	18	2.74	20.74
► LJ	34	Colby EDDOWES	SO	7.68m 25-2½	1/19/24	0.015	0.00	0.02
► HEPT	13	Colby EDDOWES	SO	5,821	1/27/24	3	0.41	3.41
ARKANSAS STATE TFR1 Team Total								24.19

National TFRI Team Summary



as of 2/26/24 5:34 PM ET

Only those who score >0.01 pts are shown

D denotes multiple-event rule in affect

MEN – 2024 Week #6, February 27

37 Kansas State

13
LW: 50

Event	NQR	Athlete	Yr	Season Qual. Best	Date	Pl. Pts.	Bonus	TOTAL
Scored bests come from CURRENT qualifying season								
▶ 400m	4	Eugene OMALLA	SR	45.29c (45.18A)	2/24/24	14	1.37	15.37
▶ 400m	24	Kyle GALE	SR	46.15	2/3/24	0.3	0.10	0.40
▶ 4x400	10	Eugene Omalla, Kyle Gale, Nen Matlock, Tavon Underwood		3:05.03c (3:04.59A)	2/24/24	4	0.73	4.73
▶ HJ	17	Aaron ANTOINE	SO	2.19m 7-2¼	1/12/24	1	0.21	1.21
▶ HJ	20	Marcus GELPI	JR	2.18m 7-1¾	12/2/23	0.7	0.03	0.73
▶ HJ	20	Devon RICHARDSON	SR	2.18m 7-1¾	12/2/23	0.7	0.03	0.73
▶ WT	22	Kade MCCALL	SR	21.94m 71-11¾	2/24/24	0.5	0.00	0.50
▶ HEPT	32	Emil UHLIN	JR	5.595	2/3/24	0.03	0.00	0.03

KANSAS STATE TFRI Team Total	23.71
-------------------------------------	--------------

38 **Fairleigh Dickinson**
Northeast

15
LW: 53

Event	NQR	Athlete	Yr	Season Qual. Best	Date	Pl. Pts.	Bonus	TOTAL	
Scored bests come from CURRENT qualifying season									
► LJ	16	Salif MANE	SR	7.84m	25-8½	2/19/24	1.25	0.23	1.48
► TJ	2	Salif MANE	SR	16.69m	54-9¼	2/19/24	18	2.34	20.34

FAIRLEIGH DICKINSON TFRI Team Total 21.82

39 **Ohio State**
Big Ten

18
LW: 57

Event	NQR	Athlete	Yr	Season Qual. Best	Date	Pl. Pts.	Bonus	TOTAL
Scored bests come from CURRENT qualifying season								
▶ 60m	47	Nazzio JOHN	JR	6.65c (6.63A)	1/20/24	0	0.03	0.03
▶ 60H	24	Braxton BRANN	FR	7.71	2/24/24	0.3	0.13	0.43
▶ 200m	17	Braxton BRANN	FR	20.69 OT	2/24/24	1	0.30	1.30
▶ 400m	18	Mason LOUIS	FR	45.89 OT	2/24/24	0.9	0.33	1.23
▶ 4x400	17	Antonio Hanson, Armani Modeste, Noah Carmichael, Mason Louis		3:07.09 O	2/24/24	0.5	0.10	0.60
▶ LJ	31	DJ FILLMORE	FR	7.69m 25-2¾	2/24/24	0.04	0.00	0.04
▶ SP	3	Hayden TOBIAS	JR	20.01m 65-7¾	2/24/24	16	1.71	17.71

OHIO STATE TFRI Team Total	21.33
-----------------------------------	--------------

40 Penn
Ivy League

▼ 4
LW: 36

Event	NQR	Athlete	Yr	Season Qual. Best	Date	Pl. Pts.	Bonus	TOTAL
Scored bests come from CURRENT qualifying season								
► HJ	13	Kampton KAM	SO	2.20m	7-2½	2/10/24	3 0.51	3.51
► PV	6	James RHOADS	JR	5.58m	18-3¾	2/10/24	10 1.03	11.03
► PV	10	Scott TONEY	JR	5.53m	18-1¼	2/10/24	6 0.51	6.51

PENN TFRI Team Total 21.05

41 **Akron**
Mid-American

▲ 1
LW: 42

Event	NQR	Athlete	Yr	Season Qual. Best	Date	Pl. Pts.	Bonus	TOTAL
Scored bests come from CURRENT qualifying season								
► PV	2	Hunter GARRETSON	JR	5.72m	18-9¼	2/16/24	18 2.74	20.74

AKRON TFRI Team Total 20.74

42 Oklahoma

▼ 7
LW: 35

Event	NQR	Athlete	Yr	Season Qual. Best	Date	Pl. Pts.	Bonus	TOTAL
Scored bests come from CURRENT qualifying season								
► 400m	23	Zarik BROWN	SR	46.14c (46.03A)	1/20/24	0.4	0.11	0.51
► HJ	20	Kyren WASHINGTON	FR	2.18m 7-1¾	1/13/24	0.7	0.03	0.73
► LJ	16	Nikaoli WILLIAMS	JR	7.84m 25-8¾	1/27/24	1.25	0.23	1.48
► TJ	4	Brandon GREEN	SO	16.62m 54-6½	1/27/24	14	2.04	16.04
► TJ	20	Floyd WHITAKER	SO	15.93m 52-3¼	2/24/24	0.7	0.19	0.89
► SP	18	Diego TREVINO	SR	19.26m 63-2¼	2/24/24	0.9	0.16	1.06

OKLAHOMA TFRI Team Total	20.71
---------------------------------	--------------



Only those who score >0.01 pts are shown

D denotes multiple-event rule in affect

MEN — 2024 Week #6, February 27

43 Tennessee SEC

▼ **11**
LW: 32

Event	NQR	Athlete	Yr	Season Qual. Best	Date	Pl. Pts.	Bonus	TOTAL
Scored bests come from CURRENT qualifying season								
▶ 60m	38	Davonte HOWELL	FR	6.64	2/10/24	0	0.07	0.07
▶ 60m	47	T'Mars MCCALLUM	SO	6.65c (6.63A)	2/3/24	0	0.03	0.03
▶ 200m	13	Javonte HARDING	SR	20.65	2/10/24	3	0.42	3.42
▶ 400m	10	Emmanuel BYNUM	SR	45.56c (45.45A)	2/3/24	6	0.84	6.84
▶ 400m	30	Zyaire NURIDDIN	FR	46.23	2/10/24	0.05	0.05	0.10
▶ 3000m	13	Yaseen ABDALLA	JR	7:42.63	1/27/24	3	0.53	3.53
▶ 4x400	9	Zyaire Nuriddin, Emmanuel Bynum, Clement Ducos, Christian Parker		3:04.74c (3:04.30A)	2/3/24	5	0.91	5.91
▶ DMR	18	#Type!		9:28.17 O	2/17/24	0.4	0.13	0.53
▶ HJ	32	Grant CAMPBELL	FR	2.16m 7-1	1/20/24	0.03	0.00	0.03
TENNESSEE TFRI Team Total								20.45

44
LSU
SEC

▼ **16**
LW: 28

Event	NQR	Athlete	Yr	Season Qual. Best	Date	Pl. Pts.	Bonus	TOTAL
Scored bests come from CURRENT qualifying season								
▶ 60m	24	Myles THOMAS	SO	6.61c (6.59A)	2/3/24	0.3	0.22	0.52
▶ 60m	38	Godson OGHENEBRUME	JR	6.64	2/10/24	0	0.07	0.07
▶ 60H	17	Matthew SOPHIA	SO	7.67	2/10/24	1	0.44	1.44
▶ 60H	24	Jahiem STERN	SO	7.71c (7.71A)	2/3/24	0.3	0.13	0.43
▶ 200m	22	Da'Marcus FLEMING	JR	20.74	2/10/24	0.5	0.21	0.71
▶ 400m	20	Sean BURRELL	SR	45.92	2/24/24	0.7	0.29	0.99
▶ 4x400	11	Sean Burrell, Dillon Bedell-Bass, Salim Epps, Shakeem McKay		3:05.26	2/24/24	2	0.63	2.63
▶ SP	8	John MEYER	SR	19.89m 65-3¼	1/27/24	8	1.27	9.27
▶ WT	16	Johnathan WITTE	JR	22.30m 73-2	2/10/24	1.25	0.18	1.43
LSU TFRI Team Total								17.50

45 **Purdue**
Big Ten

5
LW: 40

Event	NQR	Athlete	Yr	Season Qual. Best	Date	Pl. Pts.	Bonus	TOTAL
Scored bests come from CURRENT qualifying season								
► 200m	4	Cameron MILLER	JR	20.40	1/20/24	14	1.37	15.37
► TJ	16	Praise ANIAMAKA	JR	15.96m	52-4½ 2/24/24	1.25	0.23	1.48
PURDUE TFRI Team Total								16.85

46 **Clemson**
ACC

unch
LW: 46

Event	NQR	Athlete	Yr	Season Qual. Best	Date	Pl. Pts.	Bonus	TOTAL
Scored bests come from CURRENT qualifying season								
► 60m	13	Cameron ROSE	JR	6.58	2/24/24	3	0.48	3.48
► 200m	28	Cameron ROSE	JR	20.76	1/27/24	0.1	0.18	0.28
► 200m	43	D'Andre ANDERSON	JR	20.87	2/24/24	0	0.01	0.01
► 400m	16	D'Andre ANDERSON	JR	45.85	2/24/24	1.25	0.38	1.63
► 800m	13	Tarees RHODEN	SR	1:47.08	2/24/24	3	0.69	3.69
► 4x400	18	D'Andre Anderson, Tahj Hamm, Cameron Rose, Tarees Rhoden		3:07.12	2/10/24	0.4	0.09	0.49
► SP	16	Courtney LAWRENCE	SR	19.32m 63-4¾	2/10/24	1.25	0.24	1.49
► WT	11	Daniel COPE	JR	22.75m 74-7¾	1/27/24	5	0.58	5.58
CLEMSON TFRI Team Total								16.65

47 Auburn SEC

▼ 3
LW: 44

Event	NQR	Athlete	Yr	Season Qual. Best	Date	Pl. Pts.	Bonus	TOTAL
Scored bests come from CURRENT qualifying season								
► 60m	5	Favour ASHE	JR	6.53	1/11/24	12	1.11	13.11
► 60m	21	Kanyinsola AJAYI	FR	6.60	2/24/24	0.6	0.31	0.91
► 60m	47	Azeem FAHMI	SO	6.65	2/10/24	0	0.03	0.03
► 200m	28	Makanakaishe CHARAMBA	JR	20.76	2/24/24	0.1	0.18	0.28
► DMR	13	Max Hardin, LeBron Bessick, Louis O'Loughlin, Ryan Kinnane		9:24.43	2/16/24	0.9	0.59	1.49
► WT	34	Kyle MOISON	SR	21.53m 70-7¾	2/24/24	0.015	0.00	0.02
► HEPT	35	Micheal MAY	SO	5,559	2/24/24	0.01	0.00	0.01
AUBURN TFRI Team Total								15.84



Only those who score >0.01 pts are shown

D denotes multiple-event rule in affect

MEN — 2024 Week #6, February 27

48 **California**
Independent

 **3**
LW: 51

Event	NQR	Athlete	Yr	Season Qual. Best	Date	Pl. Pts.	Bonus	TOTAL
Scored bests come from CURRENT qualifying season								
► 60m	10	David FOSTER	JR	6.56c (6.54A)	2/9/24	6	0.72	6.72
► PV	10	Skyler MAGULA	SR	5.53m 18-1¾	2/24/24	6	0.51	6.51
► LJ	30	Mason MANGUM	SR	7.70mA 25-3¾	2/9/24	0.05	0.00	0.05
► WT	14	Rowan HAMILTON	SR	22.36m 73-4½	2/24/24	2	0.23	2.23
CALIFORNIA TFR1 Team Total								15.51

49 **CSUN**
MPSE

34
LW: 83

Event	NQR	Athlete	Yr	Season Qual. Best	Date	Pl. Pts.	Bonus	TOTAL
Scored bests come from CURRENT qualifying season								
► 60m	24	Chase MARS	JR	6.61	2/26/24	0.3	0.22	0.52
► 200m	31	David PHILLIPS	SR	20.78	2/26/24	0.04	0.15	0.19
► 200m	33	Chase MARS	JR	20.80	2/26/24	0.02	0.12	0.14
► WT	5	Trey KNIGHT	JR	23.52m 77-2	2/26/24	12	1.81	13.81
CSUN TFRI Team Total								14.66

50 **Georgetown**
Big East

2
LW: 48

Event	NQR	Athlete	Yr	Season Qual. Best	Date	Pl. Pts.	Bonus	TOTAL
Scored bests come from CURRENT qualifying season								
► 800m	8	Tinoda MATSATSUA	FR	1:46.87	1/27/24	8	0.84	8.84
► 800m	24	Tim MCINERNEY	SR	1:47.56	2/3/24	0.3	0.34	0.64
► 800m	25	Matthew PAYAMPS	SR	1:47.59	2/24/24	0.2	0.32	0.52
► Mile	16	Abel TEFFRA	JR	3:54.62	2/10/24	1.25	0.49	1.74
► DMR	11	Matthew Payamps, Nicholas Givan, Tinoda Matsatsa, Abel Teffra		9:23.78	2/16/24	2	0.74	2.74

GEORGETOWN TFRI Team Total 14.48

51 Youngstown State

1
LW: 52

Event	NQR	Athlete	Yr	Season Qual. Best	Date	Pl. Pts.	Bonus	TOTAL
Scored bests come from CURRENT qualifying season								
▶ 60H	33	Luke LAUBACHER	JR	7.74	2/25/24	0.02	0.00	0.02
▶ PV	20	Blake SIFFERLIN	SO	5.43m	2/25/24	0.7	0.00	0.70
▶ LJ	5	Tye HUNT	SR	8.08m	12/1/23	12	1.41	13.41
▶ TJ	32	Jakari LOMAX	SR	15.74m	5/1-7/24	0.03	0.00	0.03
YOUNGSTOWN STATE TFR1 Team Total								14.16

52 **Wyoming**
Mountain West

▼ **3**
LW: 49

Event	NQR	Athlete	Yr	Season Qual. Best	Date	Pl. Pts.	Bonus	TOTAL	
Scored bests come from CURRENT qualifying season									
► LJ	6	Kareem MERSAL	SR	8.02mA	26-3¼	1/20/24	10	1.06	11.06
► LJ	14	Remar PITTER	SO	7.88mA	25-10¼	12/8/23	2	0.35	2.35
► SP	25	Cameron BURKETT	SO	18.90mA	62-¼	2/24/24	0.2	0.00	0.20
► WT	33	Daniel REYNOLDS	JR	21.57mA	70-9¼	1/26/24	0.02	0.00	0.02
WYOMING TFRI Team Total								13.63	

53 **Northeastern**
CAA

▼ 8
LW: 45

Event	NQR	Athlete	Yr	Season Qual. Best	Date	Pl. Pts.	Bonus	TOTAL
Scored bests come from CURRENT qualifying season								
▶ 60H	5	Ethan EXILHOMME	JR	7.60	1/14/24	12	1.23	13.23
▶ 800m	31	Kerem AYHAN	SR	1:47.86	2/16/24	0.04	0.17	0.21
NORTHEASTERN TFRI Team Total								13.43

54 **Texas State**
Sun Belt

▼ **13**
LW: 41

Event	NQR	Athlete	Yr	Season Qual. Best	Date	Pl. Pts.	Bonus	TOTAL
Scored bests come from CURRENT qualifying season								
▶ 60H	8	Daniel HARROLD	SR	7.62	2/20/24	8	0.94	8.94
▶ 200m	14	Dominick YANCY	SR	20.67c (20.60A)	1/20/24	2	0.36	2.36
▶ 400m	16	Dominick YANCY	SR	45.85c (45.74A)	2/10/24	1.25	0.38	1.63
TEXAS STATE TFR1 Team Total								12.93

National TFRI Team Summary



as of 2/26/24 5:34 PM ET

Only those who score >0.01 pts are shown

D denotes multiple-event rule in affect

MEN — 2024 Week #6, February 27

55 Notre Dame
ACC

▼ **12**
LW: 43

Event	NQR	Athlete	Yr	Season Qual. Best	Date	Pl. Pts.	Bonus	TOTAL
Scored bests come from CURRENT qualifying season								
► DMR	16	#Type!		9:26.00 O	2/17/24	0.6	0.35	0.95
► SP	6	Michael SHOAF	SR	19.93m 65-4¾	2/3/24	10	1.42	11.42
NOTRE DAME TFRI Team Total								12.37

56 Southeast Missouri OVC

7
LW: 63

Event	NQR	Athlete	Yr	Season Qual. Best	Date	Pl. Pts.	Bonus	TOTAL
Scored bests come from CURRENT qualifying season								
► WT	6	Parker FEUERBORN	SR	23.38m	76-8½	2/22/24	10	1.57 11.57
SOUTHEAST MISSOURI TFRI Team Total								11.57

57 **Lamar**
Southland

1
LW: 58

Event	NQR	Athlete	Yr	Season Qual. Best	Date	Pl. Pts.	Bonus	TOTAL
Scored bests come from CURRENT qualifying season								
► LJ	6	Kenson TATE	JR	8.02m	26-3¼	1/27/24	10	1.06
LAMAR TFR1 Team Total								11.06

58 Drake Missouri Valley

1
LW: 59

Event	NQR	Athlete	Yr	Season Qual. Best	Date	Pl. Pts.	Bonus	TOTAL
Scored bests come from CURRENT qualifying season								
► Mile	6	Isaac BASTEN	SR	3:53.54	2/10/24	10	0.87	10.87
► WT	32	Adam PHILLIPS	JR	21.61m	70-10¾ 1/19/24	0.03	0.00	0.03
DRAKE TFR! Team Total								10.90

59 **Portland**
MPSE

1
LW: 60

Event	NQR	Athlete	Yr	Season Qual. Best	Date	Pl. Pts.	Bonus	TOTAL
Scored bests come from CURRENT qualifying season								
► Mile	26	Matt STRANGIO	JR	3:55.53 O	1/27/24	0.15	0.26	0.41
► 3000m	7	Matt STRANGIO	JR	7:39.02 O	2/10/24	9	1.30	10.30
► 5000m	31	Matt STRANGIO	JR	13:31.92	12/2/23	0.04	0.10	0.14
PORTLAND TFRI Team Total								10.86

60 Southern Utah

1
LW: 61

Event	NQR	Athlete	Yr	Season Qual. Best	Date	Pl. Pts.	Bonus	TOTAL
Scored bests come from CURRENT qualifying season								
▶ 200m	39	Dylan GIBSON	SR	20.85c (20.78A)	2/20/24	0	0.04	0.04
▶ 400m	34	Dylan GIBSON	SR	46.32c (46.21A)	2/9/24	0.015	0.00	0.02
▶ Mile	20	Isaiah LABRA	JR	3:55.02c (4:00.25A)	2/20/24	0.7	0.39	1.09
▶ HJ	32	Joren MCKEEVER	SR	2.16mA 7-1	1/26/24	0.03	0.00	0.03
▶ TJ	8	Astley DAVIS	SO	16.28mA 53-5	1/26/24	8	0.93	8.93
SOUTHERN UTAH TFRI Team Total								10.11

61 Arkansas-Pine Bluff SWAC

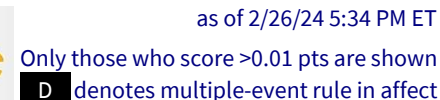
▼ 6
LW: 55

Event	NQR	Athlete	Yr	Season Qual. Best	Date	Pl. Pts.	Bonus	TOTAL
Scored bests come from CURRENT qualifying season								
► HJ	7	Caleb SNOWDEN	SR	2.21m	7-3	1/20/24	9	0.81
ARKANSAS-PINE BLUFF TFR! Team Total								9.81

62 **Rice**
American

unch
LW: 62

Event	NOR	Athlete	Yr	Season Qual. Best	Date	Pl. Pts.	Bonus	TOTAL	
Scored bests come from CURRENT qualifying season									
► HJ	20	Ese AMATA	SR	2.18m	7-1¾	1/27/24	0.7	0.03	0.73
► PV	8	Alexander SLINKMAN	JR	5.55mA	18-2½	2/3/24	8	0.72	8.72
RICE TFRI Team Total									9.45

**MEN — 2024 Week #6, February 27**

63 South Alabama

Sun Belt

3
LW: 66

Event	NQR	Athlete	Yr	Season Qual. Best	Date	Pl. Pts.	Bonus	TOTAL
Scored bests come from CURRENT qualifying season								
► PV	8	Kyle RADEMAYER	SR	5.55m	18-2½	2/4/24	8 0.72	8.72
► HEPT	21	Sebastian REYNEKE	JR	5,699		2/20/24	0.6 0.00	0.60
SOUTH ALABAMA TFRI Team Total								9.32

64 **BYU**
Big 12

1
LW: 65

Event	NQR	Athlete	Yr	Season Qual. Best	Date	Pl. Pts.	Bonus	TOTAL
Scored bests come from CURRENT qualifying season								
► Mile	14	Aidan TROUTNER	JR	3:54.51c (3:59.20A)	1/13/24	2	0.52	2.52
► Mile	19	Lucas BONS	JR	3:54.82	1/27/24	0.8	0.44	1.24
► 3000m	18	Aidan TROUTNER	JR	7:44.16	1/27/24	0.9	0.33	1.23
► 5000m	27	James CORRIGAN	SO	13:30.67	2/10/24	0.125	0.15	0.27
► 5000m	29	Joey NOKES	JR	13:31.30	2/10/24	0.075	0.13	0.20
► 4x400	12	Trey Jackson, Josh Taylor, Abram Schaap, Eli Hazlett		3:05.66c (3:05.22A)	2/24/24	1	0.45	1.45
► DMR	15	Wyatt Houghton, Josh Taylor, Sebastian Fernandez, Lucas Bons		9:25.38c (9:29.98A)	2/24/24	0.7	0.44	1.14
► SP	26	Danny BRYANT	JR	18.86m 61-10½	2/24/24	0.15	0.00	0.15
BYU TFRI Team Total								8.21

65 South Florida American

1
LW: 64

Event	NQR	Athlete	Yr	Season Qual. Best	Date	Pl.	Pts.	Bonus	TOTAL
Scored bests come from CURRENT qualifying season									
▶ 60m	12	Saminu ABDUL-RASHEED	JR	6.57	2/24/24	4	0.59		4.59
▶ 60m	47	Jaleel CROAL	SO	6.65	2/24/24	0	0.03		0.03
▶ 200m	14	Shevioe REID	JR	20.67	2/3/24	2	0.36		2.36
▶ TJ	22	Goodness IREDIA	SO	15.92m	52-2¾ 1/27/24	0.5	0.17		0.67
SOUTH FLORIDA TFRI Team Total									7.65

66 **DePaul**
Big East

13
LW: 79

Event	NQR	Athlete	Yr	Season Qual. Best	Date	Pl. Pts.	Bonus	TOTAL
Scored bests come from CURRENT qualifying season								
▶ 60H	10	Darius BROWN	JR	7.63	2/24/24	6	0.82	6.82
▶ WT	30	Alex BERNSTEIN	JR	21.65m 71-½	2/10/24	0.05	0.00	0.05
DEPAUL TFRI Team Total								6.87

67 Army West Point

1
LW: 68

Event	NQR	Athlete	Yr	Season Qual. Best	Date	Pl. Pts.	Bonus	TOTAL
Scored bests come from CURRENT qualifying season								
▶ 800m	20	Luke GRINER	SR	1:47.47	1/27/24	0.7	0.41	1.11
▶ 5000m	11	Emmanuel BOR		13:23.75	2/16/24	5	0.49	5.49
▶ HJ	28	Joshua GILLIARD	SR	2.17m	7-1½	0.1	0.00	0.10
ARMY WEST POINT TFR1 Team Total								6.70

68 Indiana Big Ten

1
LW: 69

Event	NQR	Athlete	Yr	Season Qual. Best	Date	Pl. Pts.	Bonus	TOTAL
Scored bests come from CURRENT qualifying season								
▶ 800m	26	Camden MARSHALL	JR	1:47.61 O	2/24/24	0.15	0.31	0.46
▶ Mile	30	Camden MARSHALL	JR	3:55.96	2/10/24	0.05	0.15	0.20
▶ DMR	10	#Type!		9:23.41 O	2/17/24	4	0.82	4.82
▶ PV	17	Nathan STONE	SR	5.50m 18-½	2/3/24	1	0.21	1.21
INDIANA TFRI Team Total								6.68

69 Missouri
SEC

63
LW: 132

Event	NQR	Athlete	Yr	Season Qual. Best	Date	Pl. Pts.	Bonus	TOTAL	
Scored bests come from CURRENT qualifying season									
► TJ	10	Sterling SCOTT	FR	16.14m	52-11½	2/24/24	6	0.53	6.53
► WT	29	Mitchell WEBER	SR	21.68m	71-1½	2/24/24	0.075	0.00	0.08
MISSOURI TFRI Team Total									6.60

National TFRI Team Summary



as of 2/26/24 5:34 PM ET

Only those who score >0.01 pts are shown

D denotes multiple-event rule in affect

MEN — 2024 Week #6, February 27

70 Michigan State Big Ten

▼ **16**
LW: 54

Event	NQR	Athlete	Yr	Season Qual. Best	Date	Pl. Pts.	Bonus	TOTAL
Scored bests come from CURRENT qualifying season								
► HEPT	12	Heath BALDWIN	SR	5,899	1/27/24	4	0.68	4.68
► HEPT	19	Ryan TALBOT	SR	5,727	1/27/24	0.8	0.09	0.89
MICHIGAN STATE TFRI Team Total								5.57

71 Tarleton State WAC

48
LW: 119

Event	NQR	Athlete	Yr	Season Qual. Best	Date	Pl. Pts.	Bonus	TOTAL
Scored bests come from CURRENT qualifying season								
► TJ	11	Gabriele TOSTI	SO	16.03ma 52-7¼	2/20/24	5	0.33	5.33
TARLETON STATE TFR1 Team Total								5.33

72 North Carolina A&T CAA

▼ 5
LW: 67

Event	NQR	Athlete	Yr	Season Qual. Best	Date	Pl. Pts.	Bonus	TOTAL
Scored bests come from CURRENT qualifying season								
▶ 60H	12	Jason HOLMES	SO	7.65	2/23/24	4	0.63	4.63
▶ 60H	24	Aveon REID	SR	7.71	2/23/24	0.3	0.13	0.43
NORTH CAROLINA A&T TFR1 Team Total								5.06

73 Washington State

Independent

▼ 17
LW: 56

Event	NQR	Athlete	Yr	Season Qual. Best	Date	Pl. Pts.	Bonus	TOTAL
Scored bests come from CURRENT qualifying season								
► 60m	15	Mason LAWYER	SO	6.59	2/3/24	1.5	0.39	1.89
► 4x400	16	Ethan Willems, Jared McAlvey, Mason Lawyer, Grant Buckmiller		3:06.40	2/16/24	0.6	0.25	0.85
► HEPT	15	Mason MAHACEK	SR	5,762c (5762A)	2/3/24	1.5	0.21	1.71
► HEPT	22	Lee WALBURN	SR	5,690 OT	2/24/24	0.5	0.00	0.50
WASHINGTON STATE TFRI Team Total								4.96

74 **Hampton**
CAA

▼ 2
LW: 72

Event	NQR	Athlete	Yr	Season Qual. Best	Date	Pl. Pts.	Bonus	TOTAL
Scored bests come from CURRENT qualifying season								
▶ 800m	12	Leo DAVIS	FR	1:47.05	2/3/24	4	0.71	4.71
▶ 800m	53	Dugion BLACKMAN	JR	1:48.40	1/27/24	0	0.02	0.02
HAMPTON TFRI Team Total								4.73

75 **Syracuse**
ACC

38
LW: 113

Event	NQR	Athlete	Yr	Season Qual. Best	Date	Pl. Pts.	Bonus	TOTAL
Scored bests come from CURRENT qualifying season								
▶ 60H	12	Jaheem HAYLES	SR	7.65	2/24/24	4	0.63	4.63
▶ 200m	41	Trei THOROGOOD	JR	20.86	2/10/24	0	0.03	0.03
▶ 5000m	34	Perry MACKINNON	JR	13:34.49	2/10/24	0.015	0.01	0.02
SYRACUSE TFRI Team Total								4.68

76 **Southern Miss**
Sun Belt

8
LW: 84

Event	NQR	Athlete	Yr	Season Qual. Best	Date	Pl. Pts.	Bonus	TOTAL	
Scored bests come from CURRENT qualifying season									
► HJ	13	Zayne PALOMINO	JR	2.20m	7-2½	2/20/24	3	0.51	3.51
► LJ	18	Deandre WARD	JR	7.82m	25-8	1/19/24	0.9	0.17	1.07
SOUTHERN MISS TRI Team Total									4.58

77 **Maryland**
Independent

▼ 7
LW: 70

Event	NOR	Athlete	Yr	Season Qual. Best	Date	Pl. Pts.	Bonus	TOTAL
Scored bests come from CURRENT qualifying season								
► SP	12	Jeffrey KLINE	SR	19.48mA	63-11	2/17/24	4	0.44
MARYLAND TFR1 Team Total								4.44

National TFRI Team Summary



as of 2/26/24 5:34 PM ET

Only those who score >0.01 pts are shown

D denotes multiple-event rule in affect

MEN — 2024 Week #6, February 27

85

Arizona
Independent



10

LW: 75

Event	NQR	Athlete	Yr	Season Qual. Best	Date	Pl. Pts.	Bonus	TOTAL
Scored bests come from CURRENT qualifying season								
► 60m	47	Trayvion WHITE-AUSTIN	SR	6.65c (6.63A)	2/10/24	0	0.03	0.03
► 200m	19	Trayvion WHITE-AUSTIN	SR	20.71c (20.64A)	1/20/24	0.8	0.26	1.06
► LJ	20	Reinaldo RODRIGUES	JR	7.81m 25-7½	2/24/24	0.7	0.14	0.84
► TJ	32	Sir Jonathan SIMS	SO	15.74m 51-7¾	1/27/24	0.03	0.00	0.03
► SP	27	Zach LANDA	SR	18.85m 61-10¼	2/10/24	0.125	0.00	0.13
► SP	30	Tyler MICHELINI	FR	18.65mA 61-2¼	2/3/24	0.05	0.00	0.05
ARIZONA TFRI Team Total								2.13

86

Cal State Fullerton
MPSE



30

LW: 116

Event	NQR	Athlete	Yr	Season Qual. Best	Date	Pl. Pts.	Bonus	TOTAL
Scored bests come from CURRENT qualifying season								
▶ 60m	15	Abel JORDAN	SO	6.59	2/26/24	1.5	0.39	1.89
▶ 60m	38	Alonzo FLORIOLLI	JR	6.64	2/26/24	0	0.07	0.07
▶ 60H	30	Abel JORDAN	SO	7.72c (7.72A)	1/20/24	0.05	0.08	0.13
CAL STATE FULLERTON TFRI Team Total								2.09

87

Oregon
Independent



22

LW: 109

Event	NOR	Athlete	Yr	Season Qual. Best	Date	Pl. Pts.	Bonus	TOTAL
Scored bests come from CURRENT qualifying season								
► 800m	34	Matthew ERICKSON	JR	1:47.92	1/27/24	0.015	0.14	0.15
► Mile	25	Elliott COOK	JR	3:55.50	12/2/23	0.2	0.27	0.47
► HEPT	16	Rafael RAAP	SO	5,757 OT	2/24/24	1.25	0.20	1.45
OREGON TFRI Team Total								2.07

88

Cornell
Ivy League



3

LW: 85

Event	NQR	Athlete	Yr	Season Qual. Best	Date	Pl. Pts.	Bonus	TOTAL
Scored bests come from CURRENT qualifying season								
► DMR	14	#Type!		9:24.49 O	2/17/24	0.8	0.58	1.38
► SP	35	Brad MORELL	SR	18.50m 60-8½	2/24/24	0.01	0.00	0.01
► WT	21	Brad MORELL	SR	22.02m 72-3	2/24/24	0.6	0.00	0.60
CORNELL TFRI Team Total								1.99

89

UCLA
Independent



11

LW: 78

Event	NQR	Athlete	Yr	Season Qual. Best	Date	Pl. Pts.	Bonus	TOTAL	
Scored bests come from CURRENT qualifying season									
► 800m	31	Angus HARRINGTON	JR	1:47.86	2/10/24	0.04	0.17	0.21	
► 4x400	13	Antonie Nortje, Myles Misener-Daley, Cameron Reynolds, Ismail Turner		3:05.67	2/10/24	0.9	0.44	1.34	
► PV	23	Hunter O'BRIEN	SO	5.42m	17-9¼	2/9/24	0.4	0.00	0.40
UCLA TFRI Team Total								1.95	

90

Wake Forest
ACC



10

LW: 80

Event	NQR	Athlete	Yr	Season Qual. Best	Date	Pl. Pts.	Bonus	TOTAL	
Scored bests come from CURRENT qualifying season									
▶ 800m	47	Jack BALICK	SR	1:48.30	2/10/24	0	0.04	0.04	
▶ SP	16	Thomas KITCHELL	SR	19.32m	63-4¾	2/24/24	1.25	0.24	1.49
WAKE FOREST TFRI Team Total								1.53	

91

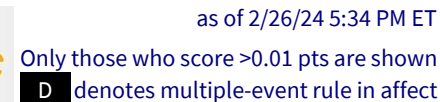
Montana State

Big Sky

unch

LW: 91

Event	NOR	Athlete	Yr	Season Qual. Best	Date	Pl.	Pts.	Bonus	TOTAL
Scored bests come from CURRENT qualifying season									
► Mile	28	Ben PERRIN	SR	3:55.83c (4:04.10fA)	2/16/24	0.1	0.18		0.28
► 3000m	33	Ben PERRIN	SR	7:49.20c (8:06.51fA)	1/26/24	0.02	0.00		0.02
► 5000m	23	Ben PERRIN	SR	13:29.15c(13:59.80fA)	12/7/23	0.4	0.21		0.61
► PV	23	Colby WILSON	SR	5.42mA 17-9¼	2/9/24	0.4	0.00		0.40
MONTANA STATE TFRI Team Total									1.31

**MEN — 2024 Week #6, February 27**

92 High Point Big South

▼ **11**
LW: 81

Event	NQR	Athlete	Yr	Season Qual. Best	Date	Pl. Pts.	Bonus	TOTAL	
Scored bests come from CURRENT qualifying season									
► HJ	17	Andrew TAYLOR	SR	2.19m	7-2¼	2/10/24	1	0.21	1.21
► SP	31	Chris VAN NIEKERK	SR	18.63m	61-1½	2/24/24	0.04	0.00	0.04
HIGH POINT TFRI Team Total									1.25

93 Southeastern Louisiana

▼ **11**
LW: 82

Event	NQR	Athlete	Yr	Season Qual. Best	Date	Pl. Pts.	Bonus	TOTAL
Scored bests come from CURRENT qualifying season								
► HJ	17	Slavko STEVIC	SR	2.19m	7-2¼	1/20/24	1 0.21	1.21
SOUTHEASTERN LOUISIANA TFRI Team Total								1.21

94 **Furman**
SoCon

 **2**
LW: 96


Event	NQR	Athlete	Yr	Season Qual. Best	Date	Pl. Pts.	Bonus	TOTAL
Scored bests come from CURRENT qualifying season								
► Mile	23	Carson WILLIAMS	SR	3:55.46	1/20/24	0.4	0.28	0.68
► 3000m	29	Cameron PONDER	SR	7:48.20	2/10/24	0.075	0.02	0.10
► 5000m	25	Dylan SCHUBERT	SR	13:29.95	12/2/23	0.2	0.18	0.38
FURMAN TFRI Team Total								1.15

95 Connecticut Big East

▼ 7
LW: 88

Event	NQR	Athlete	Yr	Season Qual. Best	Date	Pl. Pts.	Bonus	TOTAL	
Scored bests come from CURRENT qualifying season									
▶ 60H	20	Terrel WILLIAMS	JR	7.70		2/2/24	0.7	0.17	0.87
▶ HJ	28	Mawali OSUNNIYI	FR	2.17m	7-1½	2/2/24	0.1	0.00	0.10
▶ PV	27	Travis SNYDER	SR	5.40m	17-8½	2/24/24	0.125	0.00	0.13
CONNECTICUT TFRI Team Total									1.10

96 Eastern Michigan
Mid-American

 **3**
LW: 99

Event	NQR	Athlete	Yr	Season Qual. Best	Date	Pl. Pts.	Bonus	TOTAL	
Scored bests come from CURRENT qualifying season									
► LJ	34	Alexander THOMPSON	SR	7.68m	25-2½	2/24/24	0.015	0.00	0.02
► WT	18	Ryan JOHNSON	FR	22.24m	72-11¾	2/24/24	0.9	0.13	1.03
EASTERN MICHIGAN TFRI Team Total									1.05

97 **Gonzaga**
Independent

unch
LW: 97

Event	NQR	Athlete	Yr	Season Qual. Best	Date	Pl. Pts.	Bonus	TOTAL
Scored bests come from CURRENT qualifying season								
► 3000m	20	Wil SMITH	JR	7:44.97 O	2/10/24	0.7	0.26	0.96
GONZAGA TFRI Team Total								0.96

98 **Boston College**
ACC

▲ 4
LW: 102

Event	NQR	Athlete	Yr	Season Qual. Best	Date	Pl. Pts.	Bonus	TOTAL
Scored bests come from CURRENT qualifying season								
► Mile	21	Steven JACKSON	JR	3:55.39	2/16/24	0.6	0.30	0.90
BOSTON COLLEGE TFRI Team Total								0.90

99 **Manhattan**
Metro Atlantic

▼ **23**
LW: 76

Event	NQR	Athlete	Yr	Season Qual. Best	Date	Pl. Pts.	Bonus	TOTAL	
Scored bests come from CURRENT qualifying season									
► WT	19	Alexander KRISTELLER	SR	22.19m	72-9%	1/27/24	0.8	0.09	0.89
MANHATTAN TFRI Team Total									0.89

100 Middle Tennessee Conference USA

▼ 7
LW: 93

Event	NQR	Athlete	Yr	Season Qual. Best	Date	Pl. Pts.	Bonus	TOTAL
Scored bests come from CURRENT qualifying season								
► 60H	20	Stephen ELOJI	JR	7.70	1/27/24	0.7	0.17	0.87
MIDDLE TENNESSEE TFRI Team Total								0.87



Only those who score >0.01 pts are shown

D denotes multiple-event rule in affect

MEN — 2024 Week #6, February 27

100 Northern Colorado

Big Sky

▼ 7
LW: 93

Scored bests come from CURRENT qualifying season

NORTHERN COLORADO TFR/ Team Total 0.87

102 **Samford**
SoCon

3
LW: 105

Scored bests come from CURRENT qualifying season

SAMFORD TFERI Team Total 0.80

103 **Wichita State**
American

15
LW: 118

Scored bests come from CURRENT qualifying season

WICHITA STATE TFRI Team Total 0.74

104 **Kent State**
Mid-American

 **19**
LW: 123

Scored bests come from CURRENT qualifying season

KENT STATE TFERI Team Total 0.74

105 **Grand Canyon**
WAC

10
LW: 95

Scored bests come from CURRENT qualifying season

GRAND CANYON TFRI Team Total	0.71
-------------------------------------	-------------

106 **San Jose State**
Mountain West

5
LW: 101

Scored bests come from CURRENT qualifying season

SAN JOSE STATE TFR1 Team Total 0.70

107 **UTSA**
American

21
LW: 86

Scored bests come from CURRENT qualifying season

UTSA TFRI Team Total 0.68

108 **Duke**
ACC

16
LW: 92

Scored bests come from CURRENT qualifying season

DUKE TFR1 Team Total 0.65



Only those who score >0.01 pts are shown

D denotes multiple-event rule in affect

MEN — 2024 Week #6, February 27

109 Alabama State SWAC

▼ 22
LW: 87

Event	NQR	Athlete	Yr	Season Qual. Best	Date	Pl. Pts.	Bonus	TOTAL
Scored bests come from CURRENT qualifying season								
▶ 60m	24	Jamarion STUBBS	SO	6.61	1/13/24	0.3	0.22	0.52
▶ 200m	34	Jamarion STUBBS	SO	20.81	2/3/24	0.015	0.10	0.12
ALABAMA STATE TFRI Team Total								0.64

110 Milwaukee
Horizon

▼ 10
LW: 100

Event	NQR	Athlete	Yr	Season Qual. Best	Date	Pl. Pts.	Bonus	TOTAL	
Scored bests come from CURRENT qualifying season									
► LJ	22	Anthony CAMPBELL	SR	7.78m	25-6¼	2/17/24	0.5	0.05	0.55
MILWAUKEE TFRI Team Total									0.55

111 **Albany**
America East

▼ 22
LW: 89

Event	NQR	Athlete	Yr	Season Qual. Best	Date	Pl. Pts.	Bonus	TOTAL
Scored bests come from CURRENT qualifying season								
▶ 60m	24	Shakur WILLIAMS	JR	6.61	2/11/24	0.3	0.22	0.52
▶ SP	33	Travis ROBINSON	JR	18.53m 60-9½"	2/20/24	0.02	0.00	0.02
ALBANY TFR1 Team Total								0.54

112 **Utah State**
Mountain West

▼ 8
LW: 104

Event	NQR	Athlete	Yr	Season Qual. Best	Date	Pl. Pts.	Bonus	TOTAL
Scored bests come from CURRENT qualifying season								
► 800m	43	Landon BOTT	FR	1:48.21c (1:48.81A)	2/24/24	0	0.06	0.06
► PV	23	Logan HAMMER	SO	5.42m 17-9¼	2/10/24	0.4	0.00	0.40
► TJ	32	Godwin CHARLES	JR	15.74m 51-7¾	1/12/24	0.03	0.00	0.03
UTAH STATE TFR1 Team Total								0.49

113 **TCU**
Big 12

▼ **10**
LW: 103

Event	NQR	Athlete	Yr	Season Qual. Best	Date	Pl. Pts.	Bonus	TOTAL
Scored bests come from CURRENT qualifying season								
► 200m	25	Kashie CROCKETT	JR	20.75c (20.68A)	2/10/24	0.2	0.19	0.39
► 800m	52	Ryan MARTIN	SR	1:48.37c (1:48.68A)	2/10/24	0	0.02	0.02
► PV	34	Benjamin KIRBO	SO	5.36m 17-7	2/10/24	0.015	0.00	0.02
TCU TFRI Team Total								0.43

114 **Butler**
Big East

▼ 6
LW: 108

Event	NQR	Athlete	Yr	Season Qual. Best	Date	Pl. Pts.	Bonus	TOTAL
Scored bests come from CURRENT qualifying season								
▶ 800m	27	Jesse HAMLIN	JR	1:47.71c (1:49.25f)	1/20/24	0.125	0.24	0.36
▶ Mile	36	Jesse HAMLIN	JR	3:56.59	2/10/24	0	0.05	0.05
BUTLER TFRI Team Total								0.41

115 Navy
Patriot

▼ 9
LW: 106

Event	NQR	Athlete	Yr	Season Qual. Best	Date	Pl. Pts.	Bonus	TOTAL	
Scored bests come from CURRENT qualifying season									
► 60H	33	Brahmir VICK	SR	7.74		2/10/24	0.02	0.00	0.02
► SP	29	Joshua BOAMAH	SR	18.71m	61-4¾	2/3/24	0.075	0.00	0.08
► WT	24	Joshua BOAMAH	SR	21.91m	71-10¾	2/25/24	0.3	0.00	0.30
NAVY TFRI Team Total									0.40

116 **Boston University**
Patriot

▼ **1**
LW: 115

Event	NQR	Athlete	Yr	Season Qual. Best	Date	Pl. Pts.	Bonus	TOTAL
Scored bests come from CURRENT qualifying season								
► Mile	27	Foster MALLECK	SR	3:55.80	2/10/24	0.125	0.19	0.32
► Mile	37	Parker SCHNEIDER	SO	3:56.67	12/2/23	0	0.04	0.04
BOSTON UNIVERSITY TFR1 Team Total								0.36



Only those who score >0.01 pts are shown

D denotes multiple-event rule in affect

MEN — 2024 Week #6, February 27

117 **Louisiana Tech**
Conference USA

▼ 7
LW: 110

Event	NQR	Athlete	Yr	Season Qual. Best	Date	Pl. Pts.	Bonus	TOTAL
Scored bests come from CURRENT qualifying season								
► 60m	30	Julian FORDE	JR	6.62	1/27/24	0.05	0.15	0.20
LOUISIANA TECH TFRI Team Total								0.20

117 **Troy**
Sun Belt

▼ 7
LW: 110

Event	NQR	Athlete	Yr	Season Qual. Best	Date	Pl. Pts.	Bonus	TOTAL
Scored bests come from CURRENT qualifying season								
► 60m	30	Tydreke THOMAS	SO	6.62	1/19/24	0.05	0.15	0.20
TROY TFR1 Team Total								0.20

119 **Memphis**
American

▼ **12**
LW: 107

Event	NQR	Athlete	Yr	Season Qual. Best	Date	Pl. Pts.	Bonus	TOTAL
Scored bests come from CURRENT qualifying season								
► WT	25	Will DiBO	SO	21.82m	71-7¼	2/9/24	0.2	0.00
MEMPHIS TFRI Team Total								0.20

120 **Air Force**
Mountain West

▼ 8
LW: 112

Event	NQR	Athlete	Yr	Season Qual. Best	Date	Pl. Pts.	Bonus	TOTAL
Scored bests come from CURRENT qualifying season								
► 5000m	32	Luke COMBS	SR	13:32.08	12/2/23	0.03	0.10	0.13
► PV	34	Caiden MACKTINGER	SR	5.36mA 17-7	12/8/23	0.015	0.00	0.02
► SP	34	Texas TANNER	SO	18.51mA 60-84	1/13/24	0.015	0.00	0.02
AIR FORCE TERF Team Total								0.16

121 **Colorado**
Independent

 4
LW: 125

Event	NQR	Athlete	Yr	Season Qual. Best	Date	Pl. Pts.	Bonus	TOTAL
Scored bests come from CURRENT qualifying season								
► HEPT	26	Nick BIANCO	SR	5,651 OT	2/24/24	0.15	0.00	0.15
COLORADO TFRI Team Total								0.15

122 **Cal Poly**
Independent

2
LW: 124

Event	NQR	Athlete	Yr	Season Qual. Best	Date	Pl. Pts.	Bonus	TOTAL
Scored bests come from CURRENT qualifying season								
► Mile	32	Aidan MCCARTHY	JR	3:56.09	12/2/23	0.03	0.12	0.15
CAL POLY TFR! Team Total								0.15

123 **VCU**
Atlantic 10

LW:

Event	NQR	Athlete	Yr	Season Qual. Best	Date	Pl. Pts.	Bonus	TOTAL
Scored bests come from CURRENT qualifying season								
► WT	27	John CASPER	JR	21.76m	71-4¾	2/24/24	0.125	0.00
VCU TFR! Team Total								0.13

124 **Mount St. Mary's**
Metro Atlantic

LW:

Event	NQR	Athlete	Yr	Season Qual. Best	Date	Pl. Pts.	Bonus	TOTAL
Scored bests come from CURRENT qualifying season								
► LJ	28	Justin SLUIJTER	FR	7.74m	25-4%	2/25/24	0.1	0.00
MOUNT ST. MARY'S TFR1 Team Total								0.10

125 **Campbell**
CAA

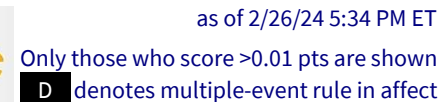
8
LW: 117

Event	NQR	Athlete	Yr	Season Qual. Best	Date	Pl. Pts.	Bonus	TOTAL
Scored bests come from CURRENT qualifying season								
▶ 60m	38	Jamal MILLER	SR	6.64	1/13/24	0	0.07	0.07
▶ HJ	32	Charles MCBRIDE II	SR	2.16m 7-1	1/13/24	0.03	0.00	0.03
CAMPBELL TFRI Team Total								0.10

126 Princeton
Ivy League

6
LW: 120

Event	NQR	Athlete	Yr	Season Qual. Best	Date	Pl. Pts.	Bonus	TOTAL	
Scored bests come from CURRENT qualifying season									
► LJ	29	Greg FOSTER	SO	7.71m	25-3½	2/10/24	0.075	0.00	0.08
► HEPT	33	Philip KASTNER	JR	5.591		2/24/24	0.02	0.00	0.02
PRINCETON TFRI Team Total									0.10

**MEN — 2024 Week #6, February 27**

127 **Idaho**
Big Sky

2
LW: 129

Event	NQR	Athlete	Yr	Season Qual. Best	Date	Pl. Pts.	Bonus	TOTAL
Scored bests come from CURRENT qualifying season								
► 800m	40	Lorenz HERRMANN	SR	1:48.12	2/10/24	0	0.08	0.08
IDAHO TFRI Team Total								0.08

128 Davidson
Atlantic 10

▼ 6
LW: 122

Event	NQR	Athlete	Yr	Season Qual. Best	Date	Pl. Pts.	Bonus	TOTAL
Scored bests come from CURRENT qualifying season								
► 60H	31	Jayden SMITH	JR	7.73	2/3/24	0.04	0.03	0.07
DAVIDSON TFRI Team Total								0.07

128 **UTEP**
Conference USA

▼ 7
LW: 121

Event	NQR	Athlete	Yr	Season Qual. Best	Date	Pl. Pts.	Bonus	TOTAL
Scored bests come from CURRENT qualifying season								
► 60H	31	Jordani WOODLEY	JR	7.73c (7.73A)	1/27/24	0.04	0.03	0.07
UTEP TFRI Team Total								0.07

130 **Norfolk State**
MEAC

unch
LW: 130

Event	NQR	Athlete	Yr	Season Qual. Best	Date	Pl. Pts.	Bonus	TOTAL
Scored bests come from CURRENT qualifying season								
► 60m	38	Kai COLE	SR	6.64	2/20/24	0	0.07	0.07
NORFOLK STATE TFRI Team Total								0.07

131 **Kennesaw State**
ASUN

6
LW: 125

Event	NQR	Athlete	Yr	Season Qual. Best	Date	Pl. Pts.	Bonus	TOTAL
Scored bests come from CURRENT qualifying season								
► WT	31	Anthony HARRISON	SR	21.63m	70-11¾	2/10/24	0.04	0.00
KENNESAW STATE TFRI Team Total								0.04

131 North Dakota State Summit League

LW:

Event	NQR	Athlete	Yr	Season Qual. Best	Date	Pl. Pts.	Bonus	TOTAL
Scored bests come from CURRENT qualifying season								
► PV	31	Jarod WHITE	SO	5.37m	17-7¼	2/24/24	0.04	0.00
NORTH DAKOTA STATE TFR1 Team Total								0.04

131 **UT Arlington**
WAC

LW:

Event	NQR	Athlete	Yr	Season Qual. Best	Date	Pl. Pts.	Bonus	TOTAL
Scored bests come from CURRENT qualifying season								
► PV	31	Randon GRAY	SR	5.37mA 17-7¼	2/20/24	0.04	0.00	0.04
UT ARLINGTON TFR1 Team Total								0.04

134 **Columbia**
Ivy League

▼ 7
LW: 127

Event	NQR	Athlete	Yr	Season Qual. Best	Date	Pl. Pts.	Bonus	TOTAL
Scored bests come from CURRENT qualifying season								
► 800m	49	Justin O'TOOLE	SR	1:48.31	1/27/24	0	0.04	0.04
COLUMBIA TFR1 Team Total								0.04

135 **N.C. Central**
MEAC

▼ 4
LW: 131

Event	NQR	Athlete	Yr	Season Qual. Best	Date	Pl. Pts.	Bonus	TOTAL
Scored bests come from CURRENT qualifying season								
► HJ	32	Lamont VICTORIA	SO	2.16m	7-1	2/3/24	0.03	0.00
N.C. CENTRAL TFR1 Team Total								0.03

136 **La Salle**
Atlantic 10

▼ 1
LW: 135

Event	NOR	Athlete	Yr	Season Qual. Best	Date	Pl. Pts.	Bonus	TOTAL
Scored bests come from CURRENT qualifying season								
► 800m	53	Liam RIVARD	SR	1:48.40	2/10/24	0	0.02	0.02
LA SALLE TFR1 Team Total								0.02



National TFRI Team Summary



Only those who score >0.01 pts are shown

D denotes multiple-event rule in affect

MEN — 2024 Week #6, February 27

137 Cincinnati

LW:

Scored bests come from CURRENT qualifying season

CINCINNATI TFRI Team Total

0.01

137 Georgia Tech
ACC

▼ 4

LW: 133

Scored bests come from CURRENT qualifying season

GEORGIA TECH TFRI Team Total

0.01