



Only those who score >0.01 pts are shown

D denotes multiple-event rule in affect

MEN — 2024 Week #7, May 7

1

UW-La Crosse
WIAC

unch
I W· 1

Event	NQR	Athlete	Yr	Season Qual. Best	Date	Pl. Pts.	Bonus	TOTAL
Scored bests come from CURRENT qualifying season								
► 100m	1	Samuel BLASKOWSKI	JR	10.04w (3.4)	5/4/24	30	4.63	34.63
► 110H	8	Luke SCHROEDER	JR	14.21w (3.5)	5/4/24	16	1.30	17.30
► 110H	31	Lukas JOHNSON	JR	14.56 (-0.6)	5/4/24	0.65	0.11	0.76
► 200m	1	Samuel BLASKOWSKI	JR	20.82w (3.8)	4/13/24	30	2.15	32.15
► 200m	21	Luke SCHROEDER	JR	21.19 (0.7)	4/27/24	2.5	0.48	2.98
► 400m	12	Chase DOORNINK	SO	47.10	5/4/24	9	1.04	10.04
► 400m	13	Collin CONZEMIUS	SO	47.11	5/4/24	8	1.02	9.02
► 400m	26	Caden PEARCE	SR	47.79	5/4/24	0.9	0.24	1.14
► 400m	32	Addison HILL	JR	47.87	5/4/24	0.6	0.18	0.78
► 400m	41	Jacob HOHMAN	SO	48.06	5/4/24	0.225	0.05	0.27
► 400H	7	Dirk LUECK	SR	52.68	4/24/24	18	1.19	19.19
► 400H	34	Payton FLOOD	JR	53.87	4/20/24	0.5	0.04	0.54
► 800m	5	Cael SCHOEMANN	SO	1:49.60	4/24/24	22	1.65	23.65
► 800m	39	Parker HEINTZ	SO	1:52.15	5/4/24	0.275	0.00	0.28
► 1500m	10	Michael MADDOCH	SR	3:46.60	5/4/24	12	1.25	13.25
► 1500m	21	Jayden ZYWICKI	SO	3:49.23	4/6/24	2.5	0.41	2.91
► 1500m	34	Aidan MANNING	SO	3:50.32	5/4/24	0.5	0.24	0.74
► Steeple	2	Adam LOENSER	JR	8:44.88	4/13/24	28	2.80	30.80
► Steeple	5	Joey SULLIVAN	FR	8:49.37	4/24/24	22	2.10	24.10
► Steeple	8	Mason BROWN	SO	8:56.70	4/24/24	16	1.13	17.13
► Steeple	12	Jayden ZYWICKI	SO	8:58.63	4/24/24	9	0.94	9.94
► Steeple	37	Elias RITZKE	JR	9:12.76	5/4/24	0.35	0.07	0.42
► Steeple	50	Luke CHAFFIN	SO	9:17.30	5/4/24	0.01	0.00	0.01
► 5000m	12	Adam LOENSER	JR	14:06.63	3/29/24	9	0.87	9.87
► 5000m	13	Grant MATTHAI	SO	14:06.67	3/29/24	8	0.87	8.87
► 5000m	19	Ethan GREGG	SR	14:11.73	3/29/24	3.5	0.51	4.01
► 5000m	23	Joey SULLIVAN	FR	14:14.60	4/13/24	1.5	0.38	1.88
► 5000m	24	Aidan MATTHAI	SO	14:14.78	3/29/24	1	0.37	1.37
► 10,000m	10	Isaac WEGNER	SR	29:37.17	4/20/24	12	0.91	12.91
► 10,000m	16	Corey FAIRCHILD	JR	29:45.62	4/20/24	5	0.57	5.57
► 10,000m	49	Aidan MATTHAI	SO	30:30.89	4/13/24	0.025	0.00	0.03
► 4x100	1	Paul Lough, Samuel Blaskowski, Collin Conzemius, Luke Schroeder		40.14	4/27/24	30	3.43	33.43
► 4x400	4	Collin Conzemius, Chase Doornink, Addison Hill, Caden Pearce		3:11.96	4/24/24	24	2.44	26.44
► HJ	15	Nathan ANDRINGA	JR	2.06m 6-9	4/27/24	6	0.67	6.67
► PV	10	Andrew TUMMINARO	SO	4.94m 16-2½	5/4/24	12	1.05	13.05

1

UW-La Crosse
WIAC

unch
| W· 1

[illegible]



Only those who score >0.01 pts are shown

D denotes multiple-event rule in affect

MEN — 2024 Week #7, May 7

UW-Oshkosh
WIAC

2
LW: 4

Event	NQR	Athlete	Yr	Season Qual. Best	Date	Pl. Pts.	Bonus	TOTAL
Scored bests come from CURRENT qualifying season								
▶ 100m	4	Davian WILLEMS	SO	10.31w (3.4)	5/4/24	24	1.85	25.85
▶ 100m	11	Dylan GRAMLEY	SO	10.45w (3.4)	5/4/24	10	0.68	10.68
▶ 100m	50	Nolan MILAS	FR	10.64w (3.4)	5/4/24	0.01	0.02	0.03
▶ 200m	8	Londyn LITTLE	JR	20.97 (1.9)	5/4/24	16	1.40	17.40
▶ 200m	20	Rashaad HENDERSON	SR	21.18w (3.2)	5/4/24	3	0.50	3.50
▶ 200m	35	Dylan GRAMLEY	SO	21.36w (3.2)	5/4/24	0.45	0.20	0.65
▶ 400H	46	Weston LERDAL	JR	54.20	5/4/24	0.1	0.00	0.10
▶ 800m	21	Steven POTTER	SR	1:50.86	5/4/24	2.5	0.52	3.02
▶ 1500m	8	Steven POTTER	SR	3:46.40	5/4/24	16	1.35	17.35
▶ Steeple	38	Jake KRAUSE	JR	9:13.16	3/29/24	0.3	0.05	0.35
▶ 4x100	3	Danny Vinson, Rashaad Henderson, Londyn Little, Dylan Gramley		40.36	5/4/24	26	2.66	28.66
▶ 4x400	5	Rashaad Henderson, Matthew Eiden, Devin Williams, Londyn Little		3:12.97	4/13/24	22	1.69	23.69
▶ HJ	6	Kyle WISNIEWSKI	FR	2.09m 6-10¼	5/4/24	20	1.67	21.67
▶ HJ	6	Caleb CORNELIUS	JR	2.09m 6-10¼	5/4/24	20	1.67	21.67
▶ HJ	35	Charlie NOLAN	SO	2.00m 6-6¾	4/13/24	0.45	0.00	0.45
▶ PV	36	Zach ZIRGIBEL	JR	4.73m 15-6¼	4/25/24	0.4	0.00	0.40
▶ LJ	1	Joshua RIVERS	JR	7.63m 25-½ (0.0)	5/3/24	30	4.13	34.13
▶ LJ	8	Londyn LITTLE	JR	7.39mw 24-3 (3.9)	4/25/24	16	1.42	17.42
▶ LJ	24	Caleb WRIGHT	SO	7.18mw 23-6¾ (2.7)	4/25/24	1	0.28	1.28
▶ SP	6	Isaiah ISOM	SO	17.43m 57-2¼	5/4/24	20	1.70	21.70
▶ SP	22	Kieran MAUDE	SO	16.14m 52-11½	4/25/24	2	0.19	2.19
▶ DISC	14	Gavin FRITSCH	SO	51.33m 168-5	4/19/24	7	0.61	7.61
▶ DEC	2	Charlie NOLAN	SO	6,830	5/4/24	28	3.33	31.33
▶ DEC	7	Aden SEARS	JR	6,600	5/4/24	18	1.68	19.68
▶ DEC	17	RJ BOSSHART	SR	6,410	5/4/24	4.5	0.65	5.15
▶ DEC	33	Cavan DOBERSTEIN	FR	6,123	5/4/24	0.55	0.00	0.55
▶ DEC	34	Payton WHITE	SR	6,106	5/4/24	0.5	0.00	0.50
▶ DEC	35	Bryce SMITH	FR	6,087	5/4/24	0.45	0.00	0.45
UW-OSHKOSH TFRI Team Total								317.43

UW-Eau Claire
WIAC

▲ 6
LW: 9

Event	NQR	Athlete	Yr	Season Qual. Best	Date	Pl. Pts.	Bonus	TOTAL
Scored bests come from CURRENT qualifying season								
► 100m	7	Stefan KLECHEFSKI	JR	10.36w (3.4)	5/4/24	18	1.35	19.35
► 200m	42	Colin MCCLOWRY	JR	21.41w (3.2)	5/4/24	0.2	0.12	0.32
► 400H	12	Josiah ZIEBELL	SR	52.91	5/4/24	9	0.89	9.89
► Steeple	34	Mason SHEA	JR	9:11.64	5/4/24	0.5	0.12	0.62
► 4x100	5	Sam Piontek, Colin McClowry, Connor Jankuski, Stefan Klechefski		40.53	5/4/24	22	2.07	24.07
► 4x400	7	Kevin Eisenzimmer, Colin McClowry, Izaak Clendenning, Josiah Ziebell		3:13.27	5/4/24	18	1.46	19.46
► HJ	26	Wes KELLER	JR	2.03m 6-7¾	4/20/24	0.9	0.17	1.07
► PV	27	Isaiah BAUER	FR	4.75m 15-7	4/27/24	0.85	0.09	0.94
► PV	33	Mitch STEGEMAN	SR	4.74m 15-6½	5/4/24	0.55	0.04	0.59
► SP	3	Yakob EKOUE	SR	17.76m 58-3¼	4/27/24	26	2.43	28.43
► SP	8	Gage STANKIEWICZ	SO	17.23m 56-6½	5/4/24	16	1.34	17.34
► DISC	1	Yakob EKOUE	SR	60.16m 197-5	4/27/24	30	5.75	35.75
► DISC	33	Soren JOHNSON	SO	48.91m 160-6	4/27/24	0.55	0.00	0.55
► DISC	36	Gage STANKIEWICZ	SO	48.49m 159-1	4/6/24	0.4	0.00	0.40
► HT	13	Yakob EKOUE	SR	59.27m 194-6	5/4/24	D 2	0.92	2.92
► JAV	34	Tommy MESTNIK	JR	57.67m 189-3	4/27/24	0.5	0.00	0.50
► DEC	1	Mitch STEGEMAN	SR	6,871	4/20/24	30	3.70	33.70
► DEC	18	Max FOLAND	JR	6,380	4/20/24	4	0.55	4.55
► DEC	26	Tommy MESTNIK	JR	6,196	5/4/24	0.9	0.00	0.90
► DEC	39	Sam STUMO	SO	6,043	5/4/24	0.275	0.00	0.28
UW-EAU CLAIRE TFRI Team Total								201.63



Only those who score >0.01 pts are shown

D denotes multiple-event rule in affect

MEN — 2024 Week #7, May 7

4

Bethel (Minn.)

MIAC



2

LW: 2

Event	NQR	Athlete	Yr	Season Qual. Best	Date	Pl.	Pts.	Bonus	TOTAL
Scored bests come from CURRENT qualifying season									
► 100m	5	Landen LIU	SO	10.34 (0.1)	4/13/24	22	1.55		23.55
► 110H	9	Jayson EKIYOR	JR	14.24 (1.0)	4/13/24	14	1.13		15.13
► 110H	12	Josh SAMPSON	SR	14.29 (1.6)	3/15/24	9	0.89		9.89
► 110H	19	Josh THOMSEN	JR	14.39w (3.3)	5/3/24	3.5	0.50		4.00
► 110H	21	David MYRES	JR	14.42w (3.3)	5/3/24	2.5	0.43		2.93
► 200m	4	Jacob PARENT	JR	20.90w (3.3)	4/13/24	24	1.75		25.75
► 200m	14	Grant NELSON	SO	21.09w (3.3)	4/13/24	7	0.81		7.81
► 400m	4	Jacob PARENT	JR	46.71	4/6/24	24	1.79		25.79
► 400m	17	Grant NELSON	SO	47.20	4/6/24	4.5	0.89		5.39
► 400H	1	Joel SMITH	SR	51.30	4/6/24	30	3.96		33.96
► 400H	18	Josh SAMPSON	SR	53.12	5/3/24	4	0.61		4.61
► 400H	35	Josh THOMSEN	JR	53.89	4/13/24	0.45	0.03		0.48
► 400H	36	David MYRES	JR	53.91	5/3/24	0.4	0.02		0.42
► 4x100	19	Landen Liu, Grant Nelson, Cameron McConnell, Jacob Parent		41.22	4/27/24	3.5	0.40		3.90
► 4x400	1	Joel Smith, Grant Nelson, Josh Sampson, Jacob Parent		3:09.27	4/13/24	30	4.50		34.50
► PV	48	Samuel GARDEEN	JR	4.68m 15-4¼	4/13/24	0.05	0.00		0.05
► DISC	25	Evan LARSEN	JR	49.59m 162-9	4/13/24	0.95	0.13		1.08
► HT	24	Adam HOKANSON	SO	56.55m 185-7	3/15/24	1	0.16		1.16
BETHEL (MINN.) TFRI Team Total									200.41

5

McMurry

ASC



2

LW: 3

Event	NQR	Athlete	Yr	Season Qual. Best	Date	Pl. Pts.	Bonus	TOTAL
Scored bests come from CURRENT qualifying season								
▶ 100m	7	Dazhaun WALTON	JR	10.36w (2.6)	4/27/24	18	1.35	19.35
▶ 110H	1	Dontre SINEGAL	JR	13.87w (3.3)	4/6/24	30	3.80	33.80
▶ 110H	16	Kade KIMMEL	JR	14.32w (3.9)	4/27/24	5	0.75	5.75
▶ 200m	6	Dazhaun WALTON	JR	20.95w (3.6)	4/27/24	20	1.50	21.50
▶ 200m	41	Jaheim BILLISON	JR	21.40w (3.6)	4/27/24	0.225	0.14	0.36
▶ 400H	10	Justin DELEON	JR	52.81	4/27/24	12	1.02	13.02
▶ 4x100	8	Jacorian Colbert, Braylon Williams, John Joiner, Dazhaun Walton		40.66	4/13/24	16	1.62	17.62
▶ 4x400	11	Jaheim Billison, Justin DeLeon, Griffin Gayler, Dazhaun Walton		3:13.96	4/13/24	10	1.02	11.02
▶ PV	27	Shepherd MILLER	JR	4.75m 15-7	4/27/24	0.85	0.09	0.94
▶ LJ	3	Dontre SINEGAL	JR	7.45m 24-5½ (1.7)	4/27/24	D 2	2.09	4.09
▶ TJ	2	Dontre SINEGAL	JR	15.42mw 50-7¼ (2.9)	4/12/24	28	4.20	32.20
▶ DISC	30	Vern ANGTON	JR	49.15m 161-3	4/13/24	0.7	0.01	0.71
▶ HT	15	Reagan OWEN	JR	57.89m 189-11	4/6/24	6	0.53	6.53
▶ DEC	25	Shepherd MILLER	JR	6,256	4/27/24	0.95	0.16	1.11
MCMURRY TFRI Team Total								168.00



National TFRI Team Summary



MEN — 2024 Week #7, May 7

6

Pomona-Pitzer
SCIAC

1

LW: 5

Event	NQR	Athlete	Yr	Season Qual. Best	Date	Pl. Pts.	Bonus	TOTAL
Scored bests come from CURRENT qualifying season								
▶ 100m	23	Chris TAYLOR	JR	10.54 (1.1)	2/17/24	1.5	0.34	1.84
▶ 800m	1	Bennett BOOTH-GENTHE	SR	1:48.08	4/13/24	30	3.23	33.23
▶ 800m	6	Oscar ROERING	JR	1:49.73	5/4/24	20	1.51	21.51
▶ 1500m	5	Bennett BOOTH-GENTHE	SR	3:45.49	3/30/24	22	1.78	23.78
▶ 1500m	9	Colin KIRKPATRICK	SR	3:46.43	4/20/24	14	1.33	15.33
▶ 1500m	44	Quinn WHITE	FR	3:51.41	4/6/24	0.15	0.07	0.22
▶ Steeple	7	Colin KIRKPATRICK	SR	8:53.64	4/13/24	18	1.45	19.45
▶ Steeple	9	Cameron HATLER	JR	8:56.75	4/28/24	14	1.13	15.13
▶ 5000m	10	Lucas FLORSHEIM	SR	14:05.68	5/4/24	12	0.95	12.95
▶ 5000m	14	Derek FEARON	SR	14:07.54	4/13/24	7	0.79	7.79
▶ 5000m	27	Cameron HATLER	JR	14:18.19	3/9/24	0.85	0.22	1.07
▶ 5000m	42	Jack STEIN	SO	14:26.47	3/9/24	0.2	0.00	0.20
▶ 10,000m	41	Derek FEARON	SR	30:17.16	4/28/24	0.225	0.00	0.23
▶ 4x100	12	Harrison Brown, Gavin Doig, Jake Hallesy, Chris Taylor		40.87	4/28/24	9	1.02	10.02
▶ 4x400	26	Sam Butler, Jake Hallesy, Oscar Roering, Bennett Booth-Genthe		3:15.92	5/4/24	0.9	0.18	1.08

POMONA-PITZER TFRI Team Total 163.85

7

Wartburg
American Rivers

1

LW: 6

Event	NQR	Athlete	Yr	Season Qual. Best	Date	Pl. Pts.	Bonus	TOTAL
Scored bests come from CURRENT qualifying season								
▶ 100m	41	Aidan GRUVER	SO	10.62 (2.0)	4/13/24	0.225	0.08	0.31
▶ 110H	3	Deyton LOVE	SR	14.08 (1.7)	4/13/24	26	2.24	28.24
▶ 400H	20	Deyton LOVE	SR	53.17	5/3/24	3	0.55	3.55
▶ 1500m	41	SHANE ERB	SO	3:51.19	5/3/24	0.225	0.10	0.33
▶ Steeple	3	Christopher COLLET	SR	8:48.24	4/27/24	26	2.27	28.27
▶ Steeple	16	Jack KINZER	JR	9:01.00	4/20/24	5	0.70	5.70
▶ Steeple	19	Lance SOBASKI	SO	9:06.08	3/29/24	3.5	0.39	3.89
▶ Steeple	31	Clay PEHL	JR	9:10.70	4/20/24	0.65	0.17	0.82
▶ Steeple	45	Connor LANCIAL	JR	9:15.78	3/29/24	0.125	0.00	0.13
▶ 5000m	4	Christopher COLLET	SR	13:55.45	4/13/24	24	2.21	26.21
▶ 5000m	7	Tyler SCHERMERHORN	SO	13:57.09	4/13/24	18	1.99	19.99
▶ 5000m	36	Jacob GREEN	JR	14:23.68	4/13/24	0.4	0.00	0.40
▶ 5000m	48	Jack KINZER	JR	14:27.53	4/13/24	0.05	0.00	0.05
▶ 10,000m	7	Tyler SCHERMERHORN	SO	29:24.39	3/29/24	18	1.76	19.76
▶ 10,000m	17	Jacob GREEN	JR	29:45.94	3/29/24	4.5	0.57	5.07
▶ 4x100	39	Aidan Gruver, Jensen Clapp, Jeffrey Oestreicher, Derrick Smith		41.55	5/3/24	0.275	0.03	0.30
▶ 4x400	22	#Type!		3:15.45	4/13/24	2	0.30	2.30
▶ DISC	20	Christian NUNLEY	JR	49.97m 164-0	4/24/24	3	0.23	3.23
▶ HT	28	Christian NUNLEY	JR	56.34m 184-10	5/3/24	0.8	0.10	0.90
▶ JAV	12	Trent POLLEY	SO	61.24m 200-11	4/13/24	9	0.85	9.85

WARTBURG TFRI Team Total 159.29



Only those who score >0.01 pts are shown

D denotes multiple-event rule in affect

MEN — 2024 Week #7, May 7

8

Dubuque



1

LW: 7

Event	NQR	Athlete	Yr	Season Qual. Best	Date	Pl. Pts.	Bonus	TOTAL
Scored bests come from CURRENT qualifying season								
▶ 100m	38	Jaylen BELL	SR	10.60w (2.6)	4/6/24	0.3	0.15	0.45
▶ 110H	3	Blake HARDISON	SR	14.08	5/3/24	26	2.24	28.24
▶ 400m	44	JoJo FROST	SR	48.12	5/3/24	0.15	0.01	0.16
▶ 400H	4	JoJo FROST	SR	52.17	5/3/24	24	2.17	26.17
▶ 800m	10	Andrew HUTCHINSON	SR	1:50.16	4/27/24	12	1.07	13.07
▶ 4x100	7	Jaidyn Williams, Nolan Lentz, Blake Hardison, Jaylen Bell		40.61	5/3/24	18	1.79	19.79
▶ 4x400	8	Nehemiah Griffin, Nolan Lentz, Andrew Hutchinson, JoJo Frost		3:13.47	4/13/24	16	1.31	17.31
▶ HJ	10	Jatavion HAWKINS	SR	2.07m 6-9½	4/25/24	12	0.84	12.84
▶ LJ	46	Jaidyn WILLIAMS	SR	7.07mw 23-2½ (2.5)	4/6/24	0.1	0.00	0.10
▶ TJ	21	Jaidyn WILLIAMS	SR	14.40m 47-3	5/3/24	2.5	0.31	2.81
▶ SP	11	Jacob EDWARDS	JR	16.85m 55-3½	4/20/24	10	0.84	10.84
▶ SP	37	Dakota HOFFMAN	SO	15.76m 51-8½	4/25/24	0.35	0.00	0.35
▶ SP	42	Cade COLLIER	SR	15.70m 51-6¼	4/20/24	0.2	0.00	0.20
▶ DISC	32	Jacob EDWARDS	JR	49.03m 160-11	5/3/24	0.6	0.00	0.60
▶ DISC	47	Zach SANFORD	SO	47.53m 155-11	5/3/24	0.075	0.00	0.08
▶ HT	6	Cade COLLIER	SR	60.58m 198-9	5/3/24	20	1.48	21.48
▶ HT	46	Lucas CUMMINGS	SO	53.97m 177-1	4/6/24	0.1	0.00	0.10
▶ JAV	43	Braydin PRESTON	JR	57.03m 187-1	5/3/24	0.175	0.00	0.18
DUBUQUE TFRI Team Total								154.78

9

Rowan
NJAC

1

LW: 8

Event	NQR	Athlete	Yr	Season Qual. Best	Date	Pl. Pts.	Bonus	TOTAL
Scored bests come from CURRENT qualifying season								
▶ 110H	2	Marquise YOUNG	JR	14.01 (0.8)	5/5/24	28	2.76	30.76
▶ 110H	6	Jason AGYEMANG	SO	14.17 (0.8)	5/5/24	20	1.59	21.59
▶ 110H	7	Kwaku NKRUMAH	SO	14.18 (0.8)	5/5/24	18	1.52	19.52
▶ 110H	27	Anaias HUGHES	SO	14.50 (0.8)	5/5/24	0.85	0.25	1.10
▶ 200m	24	Amara CONTE	SR	21.27w (2.3)	5/5/24	1	0.35	1.35
▶ 200m	38	Elijah HENDRICKS	FR	21.38w (2.3)	5/5/24	0.3	0.17	0.47
▶ 200m	50	Robert MCKINNEY	JR	21.47w (2.3)	5/5/24	0.01	0.02	0.03
▶ 400m	17	Amara CONTE	SR	47.20	4/13/24	4.5	0.89	5.39
▶ 400H	13	Nicholas RAZZE	SR	52.92	4/27/24	8	0.87	8.87
▶ 400H	13	Marquise YOUNG	JR	52.92	3/30/24	8	0.87	8.87
▶ 400H	39	Jason AGYEMANG	SO	54.03	3/30/24	0.275	0.00	0.28
▶ 4x100	11	Masai Byrd, Shamar Love, Nana Agyemang, Evan Corcoran		40.86	4/13/24	10	1.04	11.04
▶ 4x400	14	#Type!		3:14.65	4/27/24	7	0.68	7.68
▶ HJ	35	Arrington RHYM	FR	2.00m 6-6¾	4/13/24	0.45	0.00	0.45
▶ HJ	44	Jamile GANTT	FR	1.99m 6-6¼	3/30/24	0.15	0.00	0.15
▶ JAV	4	Damitrius HESTER	FR	63.71m 209-0	3/30/24	24	2.35	26.35
▶ JAV	19	Thomas FLANAGAN	JR	60.03m 197-0	4/27/24	3.5	0.48	3.98
▶ JAV	23	Kevin ARMSTRONG	SO	59.14m 194-1	4/6/24	1.5	0.20	1.70
ROWAN TFRI Team Total								149.58



Only those who score >0.01 pts are shown

D denotes multiple-event rule in affect

MEN — 2024 Week #7, May 7

10 **John Carroll**
OAC

13
LW: 23

Event	NQR	Athlete	Yr	Season Qual. Best	Date	Pl. Pts.	Bonus	TOTAL
Scored bests come from CURRENT qualifying season								
▶ 200m	25	Dustin HORNER	SO	21.30 (0.2)	5/3/24	0.95	0.30	1.25
▶ 200m	36	Garrett CLARK	SR	21.37 (1.5)	5/3/24	0.4	0.18	0.58
▶ 400m	3	Basheer ALRAMAHI	SO	46.50	5/3/24	26	2.26	28.26
▶ 400m	45	Garrett CLARK	SR	48.13	3/30/24	0.125	0.00	0.13
▶ 400H	33	Mick DOYLE	SR	53.78	5/3/24	0.55	0.10	0.65
▶ 800m	18	Caleb CORREIA	JR	1:50.46	4/19/24	4	0.79	4.79
▶ 800m	35	Ian PAUL	SO	1:51.99	5/3/24	0.45	0.05	0.50
▶ Steeple	4	Ethan DOMITROVICH	JR	8:49.12	4/19/24	24	2.14	26.14
▶ 10,000m	42	Ryan CHAMPA	JR	30:18.21	4/14/24	0.2	0.00	0.20
▶ 4x100	6	Cameron Klauke, Garrett Clark, Dustin Horner, Jimmy Kartsonas		40.60	5/3/24	20	1.83	21.83
▶ 4x400	2	Garrett Clark, Dustin Horner, Tyler Gast, Basheer Alramahi		3:11.02	4/27/24	28	3.16	31.16
▶ HJ	1	Luke FRAZIER	FR	2.12m 6-11½	5/3/24	30	3.13	33.13
▶ DISC	39	Matthew RUSSO	JR	48.15m 158-0	4/25/24	0.275	0.00	0.28
▶ DISC	50	Liam NOSS	FR	47.08m 154-6	4/13/24	0.01	0.00	0.01
JOHN CARROLL TFRI Team Total								148.89

11 UW-Whitewater

unch
LW: 11

Event	NQR	Athlete	Yr	Season Qual. Best	Date	Pl. Pts.	Bonus	TOTAL
Scored bests come from CURRENT qualifying season								
▶ 100m	20	Ben BOJAR	FR	10.52w (3.4)	5/4/24	3	0.41	3.41
▶ 110H	35	Marlon CYSTRUNK	JR	14.66 (0.5)	4/25/24	0.45	0.00	0.45
▶ 110H	43	Tamir THOMAS	JR	14.74 (0.2)	4/13/24	0.175	0.00	0.18
▶ 400m	40	Kobe CHANDLER	SO	48.03	5/4/24	0.25	0.07	0.32
▶ 1500m	7	Christian PATZKA	JR	3:45.90	5/4/24	D 2	1.59	3.59
▶ 1500m	31	Justin KRAUSE	JR	3:50.09	4/24/24	0.65	0.27	0.92
▶ Steeple	1	Christian PATZKA	JR	8:38.55	5/4/24	30	3.81	33.81
▶ 5000m	1	Christian PATZKA	JR	13:51.23	4/24/24	30	2.79	32.79
▶ 5000m	8	Gunner SCHLENDER	JR	14:01.27	4/24/24	16	1.43	17.43
▶ 5000m	45	Dan ANDERSON	SO	14:26.78	4/13/24	0.125	0.00	0.13
▶ 10,000m	11	Gunner SCHLENDER	JR	29:39.62	5/4/24	10	0.80	10.80
▶ 4x100	38	Ben Bojar, Andy VanZile, Nick McFadden, Carsen Rindt		41.53	5/4/24	0.3	0.05	0.35
▶ LJ	50	Shelvin GARRETT	JR	7.05mw 23-1¾ (3.6)	4/20/24	0.01	0.00	0.01
▶ TJ	3	Shelvin GARRETT	JR	15.22mw 49-11¼ (2.4)	4/19/24	26	3.09	29.09
▶ TJ	16	Jordan HALL	FR	14.50mw 47-7 (3.1)	5/4/24	5	0.50	5.50
▶ DISC	45	Tyler JENSEN	JR	47.80m 156-10	4/20/24	0.125	0.00	0.13
UW-WHITEWATER TFRI Team Total								138.89

12 Lynchburg
ODAC

2
LW: 14

Event	NQR	Athlete	Yr	Season Qual. Best	Date	Pl. Pts.	Bonus	TOTAL
Scored bests come from CURRENT qualifying season								
▶ 800m	2	Sam LLANEZA	JR	1:49.13	4/13/24	28	2.13	30.13
▶ 800m	29	Chasen HUNT	SO	1:51.55	4/13/24	0.75	0.20	0.95
▶ 1500m	1	Sam LLANEZA	JR	3:43.69	5/3/24	30	2.66	32.66
▶ 1500m	2	Chasen HUNT	SO	3:43.77	5/3/24	28	2.62	30.62
▶ 1500m	42	Frank CSORBA	JR	3:51.30	3/23/24	0.2	0.09	0.29
▶ Steeple	28	Cooper HURST	JR	9:09.91	5/3/24	0.8	0.20	1.00
▶ 5000m	5	Frank CSORBA	JR	13:56.44	3/30/24	22	2.08	24.08
▶ 5000m	9	Chasen HUNT	SO	14:03.25	3/30/24	14	1.17	15.17
▶ 5000m	39	Sam LLANEZA	JR	14:25.78	4/6/24	0.275	0.00	0.28
▶ 10,000m	32	Frank CSORBA	JR	30:02.68	4/6/24	0.6	0.18	0.78
▶ 4x400	30	Gabriel Kwakye, Zachary Jacobs, Brian Flowers, Jacob Hodnett		3:16.88	4/13/24	0.7	0.00	0.70
LYNCBURG TFRI Team Total								136.65



Only those who score >0.01 pts are shown

D denotes multiple-event rule in affect

MEN — 2024 Week #7, May 7

Mount Union
OAC

▲ 21
LW: 34

[illegible]MIT
NEWMAC

▼ 5
LW: 10

Event	NQR	Athlete	Yr	Season Qual. Best	Date	Pl. Pts.	Bonus	TOTAL
Scored bests come from CURRENT qualifying season								
▶ 100m	36	Patrick HAERTEL	SO	10.59w (2.7)	3/30/24	0.4	0.18	0.58
▶ 110H	11	Walter TRUITT	JR	14.27w (2.6)	3/30/24	10	0.99	10.99
▶ 110H	12	Kenneth WEI	JR	14.29w (2.2)	4/13/24	9	0.89	9.89
▶ 110H	47	Enoch ELLIS	SO	14.77 (1.8)	4/7/24	0.075	0.00	0.08
▶ 800m	24	Ziyad HASSAN	JR	1:51.02	4/20/24	1	0.41	1.41
▶ 800m	30	Simon OPSAHL	JR	1:51.58	5/3/24	0.7	0.19	0.89
▶ 800m	47	Henry HARDART	JR	1:52.47	4/20/24	0.075	0.00	0.08
▶ 1500m	26	Henry HARDART	JR	3:49.75	4/20/24	0.9	0.33	1.23
▶ 1500m	28	Simon OPSAHL	JR	3:49.83	4/20/24	0.8	0.31	1.11
▶ 1500m	32	Ziyad HASSAN	JR	3:50.12	4/20/24	0.6	0.27	0.87
▶ Steeple	36	Jacob COBB	SO	9:12.63	4/13/24	0.4	0.07	0.47
▶ 10,000m	27	Vedang LAD	JR	29:56.72	3/30/24	0.85	0.32	1.17
▶ 10,000m	35	Lowell HENSGEN	SR	30:08.49	3/30/24	0.45	0.05	0.50
▶ 4x100	16	Mozi Guobadia, Nolan Clement, Garrett Whitmore, Patrick Haertel		41.16	5/3/24	5	0.46	5.46
▶ HJ	6	Anthony MENG	FR	2.09m 6-10¼	4/7/24	20	1.67	21.67
▶ HJ	10	Jackson BLIEY	SO	2.07m 6-9½	4/27/24	12	0.84	12.84
▶ HJ	49	Spencer YANDROFSKI	JR	1.98m 6-6	4/27/24	0.025	0.00	0.03
▶ LJ	21	Kenneth WEI	SR	7.21m 23-8 (-1.0)	3/28/24	2.5	0.39	2.89
▶ TJ	36	Sean HUCKLEBERRY	SO	14.17m 46-6 (0.2)	5/3/24	0.4	0.00	0.40
▶ TJ	36	Kenneth WEI	JR	14.17m 46-6 (0.7)	4/7/24	0.4	0.00	0.40
▶ SP	12	Sam ENGBRETSON	JR	16.79m 55-1	4/20/24	9	0.79	9.79
▶ DISC	12	Sam ENGBRETSON	JR	51.94m 170-5	4/13/24	9	0.78	9.78
▶ HT	14	Sam ENGBRETSON	JR	58.20m 191-0	4/20/24	D 2	0.62	2.62
▶ JAV	18	Jonah GOLDSTEIN	FR	60.09m 197-2	4/27/24	4	0.50	4.50
MIT TFR1 Team Total								99.64



Only those who score >0.01 pts are shown

D denotes multiple-event rule in affect

MEN — 2024 Week #7, May 7

16

Loras

American Rivers



4

LW: 20

Event	NQR	Athlete	Yr	Season Qual. Best	Date	Pl. Pts.	Bonus	TOTAL
Scored bests come from CURRENT qualifying season								
▶ 100m	31	Joshua SMITH	SR	10.58 (1.9)	4/13/24	0.65	0.21	0.86
▶ 100m	50	Frank DAY	JR	10.64 (1.9)	4/13/24	0.01	0.02	0.03
▶ 400H	43	Ted KRUSE	SR	54.14	5/3/24	0.175	0.00	0.18
▶ 800m	34	Joe FRANKE	JR	1:51.92	4/6/24	0.5	0.07	0.57
▶ 800m	47	Ryan HARVEY	SR	1:52.47	4/6/24	0.075	0.00	0.08
▶ 1500m	3	Ryan HARVEY	SR	3:44.98	5/3/24	26	2.03	28.03
▶ Steeple	42	Julian WATSON	JR	9:14.53	5/3/24	0.2	0.00	0.20
▶ 4x100	13	De'Andre Klein, Joshua Smith, Derik Buntен, Frank Day		40.95	4/13/24	8	0.84	8.84
▶ 4x400	12	Ted Kruse, Carson Vaske, Ian Fagan, Matt Kruse		3:14.32	4/13/24	9	0.84	9.84
▶ PV	13	Raymond VENDITTI	SR	4.90m 16-¾	4/6/24	8	0.81	8.81
▶ LJ	42	Derik BUNTEN	JR	7.08m 23-2¾ (1.3)	4/12/24	0.2	0.00	0.20
▶ SP	20	Holden MURPHY	SR	16.26m 53-4¼	4/24/24	D 2	0.30	2.30
▶ DISC	7	Holden MURPHY	SR	53.21m 174-7	4/27/24	18	1.33	19.33
▶ DISC	16	Carter ALLEN	FR	50.63m 166-2	5/3/24	5	0.42	5.42
▶ DISC	31	Eli PFLIPSEN	SO	49.06m 161-0	4/6/24	0.65	0.00	0.65
▶ DISC	42	Ross STAUFFACHER	JR	47.99m 157-6	5/3/24	0.2	0.00	0.20
▶ HT	11	Holden MURPHY	SR	59.43m 195-0	5/3/24	10	0.97	10.97
▶ HT	41	Carter ALLEN	FR	54.74m 179-7	5/3/24	0.225	0.00	0.23
LORAS TFRI Team Total								96.72

17

Ohio Northern

OAC



1

LW: 16

Event	NQR	Athlete	Yr	Season Qual.	Best	Date	Pl.	Pts.	Bonus	TOTAL
Scored bests come from CURRENT qualifying season										
▶ 110H	33	Tyrese BARKER	JR	14.63	(0.2)	4/6/24	0.55	0.00		0.55
▶ 200m	44	Jordan DEAN	JR	21.43	(1.4)	4/6/24	0.15	0.09		0.24
▶ 400m	2	Jordan DEAN	JR	46.47		5/3/24	28	2.32		30.32
▶ 800m	23	Trey MYERS	SR	1:51.01		5/3/24	1.5	0.42		1.92
▶ 4x100	4	Hunter Kesler, Jordan Dean, Tyrese Barker, Charles Boothby		40.52		5/3/24	24	2.10		26.10
▶ 4x400	10	Hunter Kesler, Ross Schlatter, Trey Myers, Jordan Dean		3:13.76		3/30/24	12	1.12		13.12
▶ SP	6	Keegan DIGBY	SR	17.43m	57-2¼	4/6/24	20	1.70		21.70
▶ HT	45	Keegan DIGBY	SR	54.32m	178-3	4/27/24	0.125	0.00		0.13
OHIO NORTHERN TFRI Team Total										94.08

18

Carthage

CCIW



6

LW: 24

Event	NQR	Athlete	Yr	Season Qual. Best	Date	Pl. Pts.	Bonus	TOTAL
Scored bests come from CURRENT qualifying season								
▶ 800m	44	Chase UPMANN	JR	1:52.43	5/4/24	0.15	0.00	0.15
▶ Steeple	43	Micah ANDERSON	JR	9:14.61	5/4/24	0.175	0.00	0.18
▶ TJ	39	Kedrick JOHNSON	SO	14.14mw 46-4¾ (3.5)	5/3/24	0.275	0.00	0.28
▶ SP	1	Joseph WHITE	JR	18.98m 62-3¼	5/4/24	30	5.63	35.63
▶ DISC	2	Joseph WHITE	JR	58.54m 192-1	5/4/24	28	4.50	32.50
▶ HT	7	Joseph WHITE	JR	60.57m 198-9	4/27/24	D 2	1.48	3.48
▶ HT	11	Lucas LEAL	JR	59.43m 195-0	4/20/24	10	0.97	10.97
▶ HT	37	Jacob BROST	SO	55.24m 181-3	4/25/24	0.35	0.00	0.35
CARTHAGE TFRI Team Total								83.52

19

UW-Platteville

W

2

LW: 17

Event	NOR	Athlete	Yr	Season Qual. Best	Date	Pl. Pts.	Bonus	TOTAL
Scored bests come from CURRENT qualifying season								
▶ 100m	23	Cade VANHOUT	SR	10.54w (2.6)	4/6/24	1.5	0.34	1.84
▶ 400m	35	Zach ZENNER	JR	47.92	5/4/24	0.45	0.15	0.60
▶ Steeple	24	Caden SCHNEIDER	SO	9:08.60	5/4/24	1	0.27	1.27
▶ 10,000m	40	Caleb CHRISTIANSEN	SR	30:16.63	4/20/24	0.25	0.00	0.25
▶ 4x100	49	Dylan Miller, Spencer Vanek, Carson Gold, Chance Jampole		41.72	5/4/24	0.025	0.00	0.03
▶ 4x400	20	James Ketterer, Zach Zenner, Spencer Vanek, Kaeden Weberpal		3:14.96c (3:18.07)	4/25/24	3	0.53	3.53
▶ HJ	26	Daniel INYANG	SR	2.03m 6-7¾	4/13/24	0.9	0.17	1.07
▶ PV	33	Trevor SCHULZ	FR	4.74m 15-6½	5/4/24	0.55	0.04	0.59
▶ SP	26	McKade JELINEK	SO	16.05m 52-8	4/13/24	0.9	0.10	1.00
▶ DISC	5	Justin EICHLER	SR	54.18m 177-9	4/6/24	22	1.85	23.85
▶ DISC	10	McKade JELINEK	SO	51.95m 170-5	4/13/24	12	0.78	12.78
▶ HT	1	Justin EICHLER	SR	67.32m 220-11	4/20/24	30	6.62	36.62
UW-PLATTEVILLE TFRI Team Total								83.42



Only those who score >0.01 pts are shown

D denotes multiple-event rule in affect

MEN — 2024 Week #7, May 7

20

Simpson (Iowa)



1

LW: 21

SIMPSON (IOWA) TFR Team Total 80.45

21

Rochester (N.Y.)



4

LW: 25

ROCHESTER (N.Y.) TFRI Team Total 80.08

22

Emory
UAA



4

LW: 18

EMORY TFRI Team Total 76.92

23

Hardin-Simmons
ASC



4

LW: 19

HARDIN-SIMMONS TFR1 Team Total 76.19



USTFCCCA NCAA Division III Outdoor Track & Field National TFRI Team Summary



as of 5/7/24 5:22 AM ET

Only those who score >0.01 pts are shown
D denotes multiple-event rule in affect

MEN — 2024 Week #7, May 7

24

Central (Iowa)
American Rivers

▼ 12
LW: 12

Event	NQR	Athlete	Yr	Season Qual. Best	Date	Pl. Pts.	Bonus	TOTAL
Scored bests come from CURRENT qualifying season								
▶ 110H	43	Reid PAKKEBIER	JR	14.74w (2.9)	4/6/24	0.175	0.00	0.18
▶ 110H	45	Grant MILLER	SO	14.75w (2.9)	4/6/24	0.125	0.00	0.13
▶ 400m	34	Kaleb BRAND	SO	47.91	5/3/24	0.5	0.16	0.66
▶ 400H	40	Kale HOBART	FR	54.04	4/12/24	0.25	0.00	0.25
▶ 800m	11	Noah JORGENSON	SR	1:50.17	4/13/24	10	1.06	11.06
▶ 1500m	4	Noah JORGENSON	SR	3:45.40	4/27/24	24	1.83	25.83
▶ Steeple	18	Caleb SILVER	JR	9:03.19	4/27/24	4	0.54	4.54
▶ Steeple	40	Jack BROWN	FR	9:13.33	4/26/24	0.25	0.04	0.29
▶ 4x400	41	Noah Erickson, JD Elefson, Jake Van Hemert, Kaleb Brand		3:17.89	5/3/24	0.225	0.00	0.23
▶ TJ	11	Kale PURCELL	JR	14.63m 48-0 (1.6)	4/20/24	10	0.75	10.75
▶ DEC	12	Reid PAKKEBIER	JR	6,482	4/20/24	9	0.94	9.94
▶ DEC	14	Kale HOBART	FR	6,431	4/20/24	7	0.71	7.71
▶ DEC	27	Gage HUYSER	SO	6,193	4/20/24	0.85	0.00	0.85

CENTRAL (IOWA) TFRI Team Total 72.40

25

Ursinus
Centennial

▲ 25
LW: 50

Event	NQR	Athlete	Yr	Season Qual. Best	Date	Pl. Pts.	Bonus	TOTAL
Scored bests come from CURRENT qualifying season								
▶ 200m	10	Aiden TOBIN	SO	21.03cu (21.68u) (0.3)	5/5/24	12	1.10	13.10
▶ 400m	10	Daniel TABOR	SR	47.08cu (48.30u)	5/5/24	12	1.07	13.07
▶ 400m	28	Payton STANZIANI	SR	47.80cu (49.04u)	5/5/24	0.8	0.23	1.03
▶ 4x100	43	#Type!		41.64	3/30/24	0.175	0.00	0.18
▶ 4x400	6	Aiden Tobin, Collin Ney, Daniel Tabor, Payton Stanziani		3:13.26	4/27/24	20	1.47	21.47
▶ SP	49	Tom WOOD	JR	15.61m 51-2¾	4/27/24	0.025	0.00	0.03
▶ DISC	44	Chase SHANEMAN	JR	47.85m 157-0	5/5/24	0.15	0.00	0.15
▶ JAV	7	Jayden MCKEEN	FR	62.20m 204-1	4/20/24	18	1.36	19.36

URSINUS TFRI Team Total 68.38

26

Washington (Mo.)
UAA

▲ 6
LW: 32

Event	NQR	Athlete	Yr	Season Qual. Best	Date	Pl. Pts.	Bonus	TOTAL
Scored bests come from CURRENT qualifying season								
▶ 800m	9	Will HOUSER	SR	1:50.03	5/3/24	14	1.21	15.21
▶ 800m	22	William DEHMLER	SR	1:50.92	5/3/24	2	0.48	2.48
▶ 800m	36	William FROHLING	FR	1:52.01	5/3/24	0.4	0.04	0.44
▶ 5000m	20	Cullen CAPUANO	SR	14:12.02	3/29/24	3	0.49	3.49
▶ 4x400	34	James Corbett, Jackson Cox, William Dehmler, Alex Djetto		3:17.07	5/3/24	0.5	0.00	0.50
▶ HJ	33	Jalen DURAL	SO	2.01m 6-7	3/30/24	0.55	0.00	0.55
▶ PV	2	Peter LICHTENBERGER	FR	5.10m 16-8¾	4/20/24	28	2.99	30.99
▶ PV	23	Hayden KUNKEL	SO	4.79m 15-8½	4/28/24	1.5	0.28	1.78
▶ PV	40	Tommaso MAIOCCO	SR	4.72m 15-5¾	4/6/24	0.25	0.00	0.25
▶ TJ	36	Jared DAWKINS	FR	14.17m 46-6 (1.9)	4/13/24	0.4	0.00	0.40
▶ DEC	11	Loucas XENAKIS	JR	6,500	4/20/24	10	1.05	11.05

WASHINGTON (MO.) TFRI Team Total 67.14

27

Manchester
HCAC

▲ 2
LW: 29

Event	NQR	Athlete	Yr	Season Qual. Best	Date	Pl. Pts.	Bonus	TOTAL
Scored bests come from CURRENT qualifying season								
▶ 5000m	3	Enrique SALAZAR	SR	13:54.72	4/13/24	26	2.31	28.31
▶ 5000m	28	Connor HAVENS	SR	14:19.47	4/13/24	0.8	0.17	0.97
▶ 10,000m	6	Enrique SALAZAR	SR	29:22.19	3/29/24	20	1.91	21.91
▶ 10,000m	9	Connor HAVENS	SR	29:32.64	3/29/24	14	1.18	15.18
▶ HT	47	Gabriel HENDRICKS	SR	53.93m 176-11	3/30/24	0.075	0.00	0.08

MANCHESTER TFRI Team Total 66.45



USTFCCCA NCAA Division III Outdoor Track & Field National TFRI Team Summary



as of 5/7/24 5:22 AM ET
Only those who score >0.01 pts are shown
D denotes multiple-event rule in affect

MEN — 2024 Week #7, May 7

28

North Central (Ill.)
CCIW

unch
LW: 28

Event	NQR	Athlete	Yr	Season Qual. Best	Date	Pl. Pts.	Bonus	TOTAL
Scored bests come from CURRENT qualifying season								
▶ Steeple	32	Luke HOFFMANN	JR	9:10.82	5/4/24	0.6	0.16	0.76
▶ 5000m	6	Max SVIENTY	SR	13:57.03	4/13/24	20	2.00	22.00
▶ 5000m	17	Braden NICHOLSON	JR	14:09.97	3/30/24	4.5	0.58	5.08
▶ 5000m	25	Connor RISS	SR	14:15.13	4/27/24	0.95	0.36	1.31
▶ 10,000m	1	Max SVIENTY	SR	29:06.60	3/30/24	30	3.01	33.01
▶ TJ	27	Jayden LEISE	FR	14.28m 46-10¼ (1.6)	4/13/24	0.85	0.08	0.93
▶ HT	20	Anthony ZAJAC	JR	56.94m 186-10	4/25/24	3	0.27	3.27

NORTH CENTRAL (ILL.) TFRI Team Total 66.36

29

Claremont-Mudd-Scripps
SCIAC

7
LW: 36

Event	NQR	Athlete	Yr	Season Qual. Best	Date	Pl. Pts.	Bonus	TOTAL
Scored bests come from CURRENT qualifying season								
▶ 110H	27	Joshua MARTINEZ	JR	14.50 (0.6)	4/28/24	0.85	0.25	1.10
▶ 400m	47	Ellis DELVECCHIO	SO	48.19	4/13/24	0.075	0.00	0.08
▶ 400m	50	Nicholas TERESI	SR	48.21	4/28/24	0.01	0.00	0.01
▶ 400H	6	Colin SCANLON	JR	52.57	4/13/24	20	1.37	21.37
▶ 800m	12	Ellis DELVECCHIO	SO	1:50.26	5/4/24	9	0.97	9.97
▶ 1500m	13	Mason RATKOVICH	SR	3:47.82	5/4/24	8	0.77	8.77
▶ 1500m	29	Hayden BEAUCHEMIN	SO	3:50.07	4/13/24	0.75	0.28	1.03
▶ Steeple	10	Hayden BEAUCHEMIN	SO	8:56.77	5/4/24	12	1.13	13.13
▶ Steeple	21	Oliver PICK	JR	9:06.95	5/4/24	2.5	0.35	2.85
▶ 5000m	22	Adam SAGE	SR	14:13.12	3/9/24	2	0.45	2.45
▶ 5000m	31	Nicholas TAUBENHEIM	JR	14:20.47	3/9/24	0.65	0.13	0.78
▶ 5000m	47	Oliver PICK	JR	14:27.03	4/13/24	0.075	0.00	0.08
▶ 10,000m	25	Adam SAGE	SR	29:53.90	3/22/24	0.95	0.38	1.33
▶ 10,000m	46	Nicholas TAUBENHEIM	JR	30:25.86	3/22/24	0.1	0.00	0.10
▶ 4x100	40	Joshua Martinez, Nicholas Teresi, Evan Siegel, Colin Scanlon		41.56	4/28/24	0.25	0.02	0.27
▶ SP	23	Sarah KAKANI	SR	16.13m 52-11	4/13/24	1.5	0.18	1.68
▶ JAV	37	George KRUGER	FR	57.25m 187-10	4/28/24	0.35	0.00	0.35

CLAREMONT-MUDD-SCRIPPS TFRI Team Total 65.31

30

Salisbury
C2C

10
LW: 40

Event	NQR	Athlete	Yr	Season Qual. Best	Date	Pl. Pts.	Bonus	TOTAL
Scored bests come from CURRENT qualifying season								
▶ 200m	3	Kai SMITH	SO	20.89 (0.0)	5/4/24	26	1.80	27.80
▶ 400m	29	Kai SMITH	SO	47.82	5/4/24	0.75	0.22	0.97
▶ 4x100	35	#Type!		41.49	5/4/24	0.45	0.10	0.55
▶ 4x400	31	Kai Smith, Hayden Myers, Ryan Temple, Mike Heinz		3:16.95	4/27/24	0.65	0.00	0.65
▶ LJ	46	Rashawn MARKMAN	JR	7.07m 23-2½ (0.6)	5/3/24	0.1	0.00	0.10
▶ TJ	9	Rashawn MARKMAN	JR	14.70m 48-2¾ (1.9)	4/6/24	14	0.88	14.88
▶ DISC	8	Logan KELSCH	SO	52.96m 173-9	4/6/24	16	1.19	17.19
▶ JAV	22	Cameron HASKO	SR	59.35m 194-9	3/16/24	2	0.27	2.27

SALISBURY TFRI Team Total 64.41

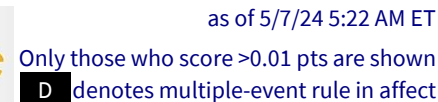
31

RPI
Liberty League

unch
LW: 31

Event	NQR	Athlete	Yr	Season Qual. Best	Date	Pl. Pts.	Bonus	TOTAL
Scored bests come from CURRENT qualifying season								
▶ 400H	32	Cortez GARRETT	SO	53.66	5/4/24	0.6	0.18	0.78
▶ 1500m	43	Cory KENNEDY	JR	3:51.36	5/4/24	0.175	0.08	0.25
▶ 1500m	48	Davis PIERCY	JR	3:51.59	4/26/24	0.05	0.04	0.09
▶ 5000m	18	Cory KENNEDY	JR	14:11.63	4/27/24	4	0.51	4.51
▶ 5000m	46	Mitchell DAILEY	JR	14:26.97	4/7/24	0.1	0.00	0.10
▶ 10,000m	4	Vince SIMONETTI	JR	29:18.13	4/14/24	24	2.20	26.20
▶ 10,000m	12	Mitchell DAILEY	JR	29:41.44	4/14/24	9	0.72	9.72
▶ 10,000m	33	Jonathan CRAUN	JR	30:07.07	4/14/24	0.55	0.09	0.64
▶ 4x100	43	Max Liu, Donovan Myrick, Alex Flynn, Josh Ihegihu		41.64	4/7/24	0.175	0.00	0.18
▶ 4x400	35	Caden Caron, Peter Cavanaugh, Stephen Fajen, Alex Flynn		3:17.17	5/4/24	0.45	0.00	0.45
▶ PV	13	James ZEOLLA	JR	4.90m 16-¾	4/20/24	8	0.81	8.81
▶ PV	27	Moss DENGLER	FR	4.75m 15-7	5/4/24	0.85	0.09	0.94
▶ LJ	12	Owen HAAS	JR	7.29mw 23-11 (2.7)	5/3/24	9	0.70	9.70
▶ JAV	27	Tristan MANGIN	SO	58.43m 191-9	5/4/24	0.85	0.00	0.85

RPI TFRI Team Total 63.21

**MEN — 2024 Week #7, May 7**

32 UW-Stout
WIAC

10
LW: 42

Event	NQR	Athlete	Yr	Season Qual. Best	Date	Pl. Pts.	Bonus	TOTAL
Scored bests come from CURRENT qualifying season								
► 110H	23	Kaden MARTIN	JR	14.46w (3.5)	5/4/24	1.5	0.34	1.84
► 110H	25	Thomas CASEY	FR	14.49w (3.5)	5/4/24	0.95	0.27	1.22
► Steeple	41	Max BAILEY	JR	9:13.45	5/4/24	0.225	0.03	0.26
► 5000m	38	Matthew THOMAS	JR	14:24.47	4/13/24	0.3	0.00	0.30
► 10,000m	30	Matthew THOMAS	JR	30:01.66	4/20/24	0.7	0.21	0.91
► 10,000m	45	Max FORE	JR	30:20.87	4/20/24	0.125	0.00	0.13
► 10,000m	48	Eli MARSZALEK	SO	30:29.28	4/20/24	0.05	0.00	0.05
► HJ	17	Lawson DAVIS	FR	2.05m 6-8¾	4/6/24	4.5	0.50	5.00
► HJ	49	Caleb WHITNEY	FR	1.98m 6-6	4/20/24	0.025	0.00	0.03
► PV	27	Braden KRYSTOSEK	FR	4.75m 15-7	4/27/24	0.85	0.09	0.94
► LJ	6	Jack ROEBER	JR	7.40m 24-3½ (0.8)	5/3/24	20	1.53	21.53
► DISC	17	Nate KARAU	JR	50.56m 165-11	4/27/24	4.5	0.40	4.90
► HT	29	Connor WALECHKA	SR	56.18m 184-4	5/4/24	0.75	0.05	0.80
► DEC	5	Brandon DICK	JR	6,694	4/20/24	22	2.26	24.26
UW-STOUT TFRI Team Total								62.15

33 Rose-Hulman HCAC

▼ **11**
LW: 22

Event	NQR	Athlete	Yr	Season Qual. Best	Date	Pl. Pts.	Bonus	TOTAL
Scored bests come from CURRENT qualifying season								
▶ 100m	2	Jailen HOBBS	SR	10.25w (3.1)	4/27/24	28	2.46	30.46
▶ 200m	11	Jailen HOBBS	SR	21.04c (21.41) (0.0)	4/20/24	10	1.05	11.05
▶ 4x100	47	Timothy Youndt, Caleb Heldman, Jack Cox, Jailen Hobbs		41.68	4/6/24	0.075	0.00	0.08
▶ HJ	10	Kyle BROWNELL	SR	2.07m 6-9½	4/13/24	12	0.84	12.84
▶ TJ	15	Timothy YOUNDT	SR	14.53mw 47-8 (3.7)	4/27/24	6	0.56	6.56
▶ DISC	35	Antoine COOPER	SO	48.70m 159-10	3/30/24	0.45	0.00	0.45
ROSE-HULMAN TFRI Team Total								61.44

34 Dickinson
Centennial

▲ 15
LW: 49

Event	NQR	Athlete	Yr	Season Qual. Best	Date	Pl. Pts.	Bonus	TOTAL
Scored bests come from CURRENT qualifying season								
▶ 400m	8	Trevor RICHWINE	SO	47.05cu (48.27u)	5/5/24	16	1.11	17.11
▶ 800m	8	Trevor RICHWINE	SO	1:50.02	4/14/24	16	1.22	17.22
▶ SP	4	Ethan HART	SR	17.45m 57-3	4/17/24	24	1.73	25.73
DICKINSON TFRI Team Total								60.06

35 East Texas Baptist ASC

▼ **20**
LW: 15

Event	NQR	Athlete	Yr	Season Qual. Best	Date	Pl. Pts.	Bonus	TOTAL
Scored bests come from CURRENT qualifying season								
▶ 100m	10	Hayden GREEN	FR	10.41w (2.6)	4/27/24	12	0.94	12.94
▶ 100m	18	Brandon POWELL	SR	10.51w (2.6)	4/27/24	4	0.44	4.44
▶ 200m	26	Hayden GREEN	FR	21.31 (0.8)	4/27/24	0.9	0.28	1.18
▶ 200m	26	Brandon POWELL	SR	21.31w (3.6)	4/27/24	0.9	0.28	1.18
▶ 400m	25	Rangel MILLER	SR	47.70	4/27/24	0.95	0.30	1.25
▶ 400H	27	Jordyn WILLIAMS	SO	53.53	4/27/24	0.85	0.26	1.11
▶ 4x100	10	Malik Cooper, Brandon Powell, Andrae Gibson, Hayden Green		40.83	4/27/24	12	1.11	13.11
▶ 4x400	15	Carlos Torres-Izquierdo, Brandon Powell, Andrae Gibson, Rangel Miller		3:14.71	4/13/24	6	0.65	6.65
▶ HJ	44	Brandon POWELL	SR	1.99m 6-6¼	4/27/24	0.15	0.00	0.15
▶ LJ	8	Brandon POWELL	SR	7.39mw 24-3 (3.3)	3/3/24	16	1.42	17.42
▶ JAV	38	Trenton MILNER	SR	57.22m 187-9	4/13/24	0.3	0.00	0.30
EAST TEXAS BAPTIST TFRI Team Total								59.74

36 **Carroll (Wis.)**
CCIW

▼ **6**
LW: 30

Event	NQR	Athlete	Yr	Season Qual. Best	Date	Pl. Pts.	Bonus	TOTAL	
Scored bests come from CURRENT qualifying season									
► SP	13	Steven HERMSEN	SR	16.65m	54-7½	4/27/24	8	0.66	8.66
► DISC	3	Steven HERMSEN	SR	57.74m	189-5	4/27/24	26	3.88	29.88
► HT	8	Jimmy HINKLEY	JR	60.45m	198-4	4/20/24	16	1.41	17.41
► HT	19	Steven HERMSEN	SR	57.09m	187-4	5/4/24	D	0.31	2.31
CARROLL (WIS.) TFRI Team Total									58.26



Only those who score >0.01 pts are shown

D denotes multiple-event rule in affect

MEN — 2024 Week #7, May 7

37 Muhlenberg Centennial

▼ 4
LW: 33

MUHLENBERG TFRI Team Total 56.38

38 **Trine**
MIAA

▼ 3
LW: 35

TRINE TFRI Team Total 54.64

39 Carnegie Mellon
UAA

▼ **12**
LW: 27

CARNEGIE MELLON TFRI Team Total 54.49

40 **Illinois Wesleyan**
CCIW

12
LW: 52

ILLINOIS WESLEYAN TFRI Team Total 53.17

41 Middlebury
NESCAC

▲ 17
LW: 58

MIDDLEBURY TFRI Team Total 52.83



USTFCCCA NCAA Division III Outdoor Track & Field National TFRI Team Summary



as of 5/7/24 5:22 AM ET
Only those who score >0.01 pts are shown
D denotes multiple-event rule in affect

MEN — 2024 Week #7, May 7

42

Tufts
NESCAC

▼ 16
LW: 26

Event	NQR	Athlete	Yr	Season Qual. Best	Date	Pl. Pts.	Bonus	TOTAL
Scored bests come from CURRENT qualifying season								
▶ 100m	50	Luke BOTSFORD	SR	10.64w (2.7)	5/3/24	0.01	0.02	0.03
▶ 200m	13	Luke BOTSFORD	SR	21.06 (1.6)	4/27/24	8	0.95	8.95
▶ 400m	10	Luke BOTSFORD	SR	47.08	4/27/24	12	1.07	13.07
▶ 400H	38	Cameron MCLEOD	SO	54.02	4/27/24	0.3	0.00	0.30
▶ 4x100	23	Alex Lemieux, Josh Wilkie, Ethan Forde, Luke Botsford		41.32	4/27/24	1.5	0.28	1.78
▶ 4x400	18	Alex Lemieux, Noah Turner, Neil Chowdhury, Luke Botsford		3:14.83	5/3/24	4	0.59	4.59
▶ HJ	26	Karsten KROPP	JR	2.03m 6-7¾	4/27/24	0.9	0.17	1.07
▶ HJ	26	Edward KIBOMA	JR	2.03m 6-7¾	4/20/24	0.9	0.17	1.07
▶ HJ	26	Sami WITTA	FR	2.03m 6-7¾	4/7/24	0.9	0.17	1.07
▶ HJ	44	Harry RIENECKER-FOUND	SR	1.99m 6-6¼	5/3/24	0.15	0.00	0.15
▶ LJ	11	Alex LEMIEUX	SR	7.32m 24-¼ (0.0)	4/27/24	10	0.83	10.83
▶ LJ	24	Carter ROSEWELL	SR	7.18m 23-6¾ (0.0)	4/27/24	1	0.28	1.28
▶ LJ	30	Sahr MATTURI	SO	7.16mw 23-6 (2.3)	4/20/24	0.7	0.20	0.90
▶ SP	39	Petey LEMMON	JR	15.74m 51-7¾	4/27/24	0.275	0.00	0.28
▶ JAV	21	Randy HAMILTON	SO	59.43m 195-0	3/16/24	2.5	0.29	2.79
▶ JAV	29	Milo GOODE	JR	58.24m 191-1	3/16/24	0.75	0.00	0.75
▶ DEC	31	Carter ROSEWELL	SR	6,132	4/12/24	0.65	0.00	0.65

TUFTS TFRI Team Total 49.57

43

Nebraska Wesleyan
American Rivers

▲ 68
LW: 111

Event	NQR	Athlete	Yr	Season Qual. Best	Date	Pl. Pts.	Bonus	TOTAL
Scored bests come from CURRENT qualifying season								
▶ 110H	19	Eli ETHERTON	JR	14.39w (3.8)	5/3/24	3.5	0.50	4.00
▶ 110H	23	Noah SMITH	SO	14.46w (3.1)	5/3/24	1.5	0.34	1.84
▶ 4x100	34	Dallen Booker, Austin Nauert, McClain Meyer, Morgan Conner		41.47	5/3/24	0.5	0.12	0.62
▶ 4x400	21	Gabe Anderson, Morgan Conner, Austin Nauert, Javier Kenney		3:15.01	4/27/24	2.5	0.51	3.01
▶ HJ	3	Eli MACKOWSKI	JR	2.10m 6-10¾	5/3/24	26	2.16	28.16
▶ LJ	12	Morgan CONNER	JR	7.29m 23-11 (0.8)	5/3/24	9	0.70	9.70
▶ TJ	33	Dallen BOOKER	SO	14.21m 46-7½ (1.6)	4/5/24	0.55	0.00	0.55
▶ TJ	43	Lachlan PICKERING	SO	14.07mw 46-2 (2.5)	4/5/24	0.175	0.00	0.18
▶ SP	47	Eric LENZ	JR	15.63m 51-3½	5/3/24	0.075	0.00	0.08

NEBRASKA WESLEYAN TFRI Team Total 48.12

44

Wheaton (Ill.)
CCIW

▲ 25
LW: 69

Event	NQR	Athlete	Yr	Season Qual. Best	Date	Pl. Pts.	Bonus	TOTAL
Scored bests come from CURRENT qualifying season								
▶ 110H	42	Isaiah CLAUSEN	SR	14.72 (1.9)	5/4/24	0.2	0.00	0.20
▶ 400H	22	Eli ODELL	SR	53.31	5/4/24	2	0.41	2.41
▶ Steeple	11	Sam ELSEN	JR	8:58.28	5/4/24	10	0.97	10.97
▶ LJ	15	Isaiah CLAUSEN	SR	7.28mw 23-10¾ (2.7)	5/4/24	6	0.66	6.66
▶ DEC	4	Isaiah CLAUSEN	SR	6,718	4/20/24	24	2.41	26.41

WHEATON (ILL.) TFRI Team Total 46.65



Only those who score >0.01 pts are shown

D denotes multiple-event rule in affect

MEN — 2024 Week #7, May 7

45

Williams
NESCAC

▼ 7
LW: 38

Event	NQR	Athlete	Yr	Season Qual. Best	Date	Pl. Pts.	Bonus	TOTAL
Scored bests come from CURRENT qualifying season								
► 1500m	22	Nate LENTZ	SR	3:49.26	4/27/24	2	0.40	2.40
► 1500m	25	Jinwoo KANG	SR	3:49.61	4/27/24	0.95	0.35	1.30
► Steeple	44	Henry ALEXANDER	FR	9:15.39	4/27/24	0.15	0.00	0.15
► Steeple	49	Nikhil DENATALE	SO	9:16.68	3/30/24	0.025	0.00	0.03
► 5000m	16	John LUCEY	SR	14:08.06	3/30/24	5	0.74	5.74
► 5000m	35	Charles NAMIoT	JR	14:23.63	4/14/24	0.45	0.00	0.45
► 5000m	37	Chris RATCLIFFE	SR	14:24.08	4/14/24	0.35	0.00	0.35
► 10,000m	2	Charles NAMIoT	JR	29:13.78	3/30/24	28	2.50	30.50
► 10,000m	22	John LUCEY	SR	29:50.50	4/14/24	2	0.46	2.46
► 4x400	27	Jack Davis, Bryce Cooper, Oscar Newman, Asa Shepard		3:16.15	4/27/24	0.85	0.13	0.98
WILLIAMS TFRI Team Total								44.36

46

Puget Sound
NWC

▼ 5
LW: 41

Event	NQR	Athlete	Yr	Season Qual. Best	Date	Pl.	Pts.	Bonus	TOTAL
Scored bests come from CURRENT qualifying season									
► 200m	14	Alexander RHODES	FR	21.09w (2.4)	4/20/24	7	0.81		7.81
► 400m	1	Alexander RHODES	FR	46.37	5/3/24	30	2.55		32.55
► 400m	47	Avery KEITH	FR	48.19	4/20/24	0.075	0.00		0.08
► 1500m	47	Ben KERR	JR	3:51.56	5/4/24	0.075	0.05		0.12
► JAV	20	Lucas DE DORA	SO	59.80m 196-3	3/2/24	3	0.41		3.41
PUGET SOUND TFRI Team Total									43.96

47

Roanoke
ODAC

▼ 4
LW: 43

Event	NQR	Athlete	Yr	Season Qual. Best	Date	Pl. Pts.	Bonus	TOTAL
Scored bests come from CURRENT qualifying season								
▶ 100m	6	Brady FOWLER	JR	10.35w (3.5)	4/27/24	20	1.45	21.45
▶ 200m	6	Brady FOWLER	JR	20.95w (2.5)	3/30/24	20	1.50	21.50
▶ 4x100	32	Aidan Spradlin, Elijah Bolich, Bryson Hill, Brady Fowler		41.45	3/30/24	0.6	0.14	0.74
ROANOKE TFRI Team Total								43.69

48

Denison
NCAC

▼ 9
LW: 39

Event	NQR	Athlete	Yr	Season Qual. Best	Date	Pl. Pts.	Bonus	TOTAL
Scored bests come from CURRENT qualifying season								
▶ 110H	29	Ari SKOLNIK	JR	14.51 (0.4)	5/4/24	0.75	0.22	0.97
▶ 400m	46	Malik HOLLEY	JR	48.17	5/4/24	0.1	0.00	0.10
▶ SP	47	Chris SLATER	JR	15.63m 51-3½	3/23/24	0.075	0.00	0.08
▶ HT	48	Chris SLATER	JR	53.84m 176-8	5/4/24	0.05	0.00	0.05
▶ JAV	3	Andrew D'ASARO	JR	64.07m 210-3	4/14/24	26	2.67	28.67
▶ DEC	10	Jacob BROWN	SR	6,504	4/28/24	12	1.08	13.08
DENISON TFRI Team Total								42.94

49

Texas Lutheran
SCAC

▼ **12**
LW: 37

Event	NQR	Athlete	Yr	Season Qual. Best	Date	Pl. Pts.	Bonus	TOTAL
Scored bests come from CURRENT qualifying season								
► 100m	41	Weston GUZMAN	SO	10.62w (3.6)	4/13/24	0.225	0.08	0.31
► 4x100	9	Justin Freeney, Bryce Powell- Chimene, Rickey Franks, Weston Guzman		40.81	4/28/24	14	1.16	15.16
► HJ	35	Parker CABRA	FR	2.00m 6-6¾	4/13/24	0.45	0.00	0.45
► PV	6	Ezra ACERO	JR	5.02m 16-5½	3/30/24	20	1.86	21.86
► SP	19	Dalon HARRIS	SO	16.42m 53-10½	4/28/24	3.5	0.44	3.94
TEXAS LUTHERAN TFRI Team Total								41.72

50

York (Pa.)

▲ 10
LW: 60

Event	NQR	Athlete	Yr	Season Qual. Best	Date	Pl. Pts.	Bonus	TOTAL
Scored bests come from CURRENT qualifying season								
► SP	4	Andrew MOTT	SR	17.45m 57-3	4/27/24	24	1.73	25.73
► DISC	9	Andrew MOTT	SR	52.43m 172-0	5/4/24	14	0.91	14.91
YORK (PA.) TFRI Team Total								40.64



Only those who score >0.01 pts are shown

D denotes multiple-event rule in affect

MEN — 2024 Week #7, May 7

51 **Gallaudet**
UEC

2
LW: 53

52

UW-Stevens Point
WIAC

▲

LW: 99

47

Event	NOR	Athlete	Yr	Season Qual.	Best	Date	Pl.	Pts.	Bonus	TOTAL
Scored bests come from CURRENT qualifying season										
▶ 800m	32	Braedon GILLES	JR	1:51.78		5/4/24	0.6	0.12		0.72
▶ 1500m	16	Derek PENZKOVER	JR	3:48.62		5/4/24	5	0.51		5.51
▶ HJ	15	Casey PLOEDERL	SO	2.06m	6-9	5/4/24	6	0.67		6.67
▶ HJ	35	Cade RAVENSCROFT	JR	2.00m	6-6¾	4/13/24	0.45	0.00		0.45
▶ TJ	7	Ian LILLQUIST	JR	14.86m	48-9 (1.9)	5/4/24	18	1.46		19.46
▶ TJ	50	Tre SANDA	FR	14.03m	46-½ (1.6)	4/20/24	0.01	0.00		0.01
▶ SP	16	Austin RENNHACK	JR	16.47m	54-½	4/27/24	5	0.49		5.49
▶ DISC	24	Jack MARSH	FR	49.62m	162-10	4/27/24	1	0.14		1.14
UW-STEVENS POINT TFRI Team Total										39.45

53 **Rhodes**
SAA

▼ 7
LW: 46

Event	NQR	Athlete	Yr	Season Qual. Best	Date	Pl. Pts.	Bonus	TOTAL
Scored bests come from CURRENT qualifying season								
► 100m	3	TJ CLAYTON	SR	10.28w (3.2)	4/27/24	26	2.15	28.15
► 110H	39	Hugh STOKES	JR	14.71 (1.5)	4/27/24	0.275	0.00	0.28
► 200m	14	TJ CLAYTON	SR	21.09w (3.0)	4/27/24	7	0.81	7.81
► 4x100	45	Justin Davis, Hugh Stokes, Evan Byrd, TJ Clayton		41.66	4/7/24	0.125	0.00	0.13
► LJ	31	Justin DAVIS	FR	7.14m 23-5¼ (0.3)	3/22/24	0.65	0.12	0.77
► TJ	26	Justin DAVIS	FR	14.31mw 46-11½ (2.1)	4/26/24	0.9	0.14	1.04
RHODES TFRI Team Total								38.17

54 Millikin
CCIW

▼ 7
LW: 47

Event	NQR	Athlete	Yr	Season Qual. Best	Date	Pl. Pts.	Bonus	TOTAL
Scored bests come from CURRENT qualifying season								
▶ 800m	15	Jake SHUMAKER	SR	1:50.34	5/4/24	6	0.89	6.89
▶ 4x400	23	Dayton Lasack, Colin Griffin, Caleb Bleich, Jake Shumaker		3:15.54	4/13/24	1.5	0.28	1.78
▶ PV	5	Kyle HENSLEY	FR	5.05m 16-6¾	4/13/24	22	2.28	24.28
▶ LJ	17	Thomas HILLS	SO	7.25m 23-9½ (0.0)	3/29/24	4.5	0.55	5.05
MILLIKIN TFR1 Team Total								37.99

55 **La Verne**
SCIAC

▼ **10**
LW: 45

Event	NQR	Athlete	Yr	Season Qual. Best	Date	Pl. Pts.	Bonus	TOTAL
Scored bests come from CURRENT qualifying season								
▶ 100m	23	Thomas TYLER	SO	10.54 (-0.1)	4/28/24	1.5	0.34	1.84
▶ 110H	15	Zachary REID	SR	14.31 (0.1)	4/28/24	6	0.80	6.80
▶ 110H	31	Joshua COLLIER	JR	14.56 (0.6)	4/28/24	0.65	0.11	0.76
▶ 200m	5	Thomas TYLER	SO	20.94 (0.8)	4/28/24	22	1.55	23.55
▶ 400H	31	Joshua COLLIER	JR	53.65	4/28/24	0.65	0.19	0.84
▶ 4x100	20	Davion Fields, Russel Maxie, Ivan Estrada, Thomas Tyler		41.25	4/28/24	3	0.36	3.36
▶ 4x400	37	Austin Haines, Ivan Estrada, Jayden Figueroa, Thomas Tyler		3:17.26	4/28/24	0.35	0.00	0.35
LA VERNE TERI Team Total								37.49

56 **Geneva**
PAC

▼ 5
LW: 51

Event	NQR	Athlete	Yr	Season Qual. Best	Date	Pl. Pts.	Bonus	TOTAL
Scored bests come from CURRENT qualifying season								
▶ 800m	33	Kevin ARSENEAUX	JR	1:51.87	4/26/24	0.55	0.09	0.64
▶ 1500m	19	Kevin ARSENEAUX	JR	3:49.12	4/14/24	3.5	0.43	3.93
▶ SP	2	Noah FOUST	SR	18.70m	61-4¼ 4/26/24	28	4.90	32.90
GENEVA TFRI Team Total								37.46



Only those who score >0.01 pts are shown

D denotes multiple-event rule in affect

MEN — 2024 Week #7, May 7

57 **Utica**
Empire 8

unch
LW: 57

Event	NQR	Athlete	Yr	Season Qual. Best	Date	Pl. Pts.	Bonus	TOTAL
Scored bests come from CURRENT qualifying season								
► SP	10	Hunter LOGAN	SR	16.89m 55-5	4/19/24	12	0.88	12.88
► HT	49	Antwan KELLY	SR	53.81m 176-7	4/20/24	0.025	0.00	0.03
► JAV	5	Justin SWAVELY	JR	63.54m 208-6	4/6/24	22	2.20	24.20
UTICA TFRI Team Total								37.10

58 **Widener**
MAC

24
LW: 82

Event	NOR	Athlete	Yr	Season Qual. Best	Date	Pl. Pts.	Bonus	TOTAL
Scored bests come from CURRENT qualifying season								
▶ 400m	9	Samuel KNOWLES	JR	47.06	5/4/24	14	1.10	15.10
▶ 4x400	45	Brion McNear, Derek Rudd, Josh Schreiner, Samuel Knowles		3:18.19	5/4/24	0.125	0.00	0.13
▶ TJ	6	Matayo MCGRAW	FR	14.95m 49-¾ (0.5)	5/4/24	20	1.80	21.80
WIDENER TFRI Team Total								37.02

59 Saint John's (Minn.)

2
LW: 61

Event	NQR	Athlete	Yr	Season Qual. Best	Date	Pl. Pts.	Bonus	TOTAL
Scored bests come from CURRENT qualifying season								
▶ 100m	9	Kevin ARTHUR	SR	10.38w (3.7)	4/6/24	14	1.16	15.16
▶ 200m	36	Kevin ARTHUR	SR	21.37 (0.0)	5/1/24	0.4	0.18	0.58
▶ 4x100	18	Emanuel Popoca, Kevin Arthur, Zach Schaffer, Kieran Murnan		41.20	4/24/24	4	0.42	4.42
▶ HJ	17	Jackson MCDOWELL	FR	2.05m 6-8¾	4/13/24	4.5	0.50	5.00
▶ PV	36	Joseph CHARBONNEAU	JR	4.73m 15-6¼	5/1/24	0.4	0.00	0.40
▶ LJ	31	Zach SCHAFFER	SO	7.14m 23-5¼ (1.7)	4/19/24	0.65	0.12	0.77
▶ HT	44	Jaeden FROST	SR	54.33m 178-3	4/21/24	0.15	0.00	0.15
▶ JAV	47	Mitchell DEGEN	SO	56.42m 185-1	5/1/24	0.075	0.00	0.08
▶ DEC	13	Max LELWICA	JR	6,432	5/3/24	8	0.72	8.72
▶ DEC	24	Anthony THURK	JR	6,269	5/3/24	1	0.20	1.20
SAINT JOHN'S (MINN.) TFRI Team Total								36.47

60 **Stevenson**
MAC

3
LW: 63

Event	NQR	Athlete	Yr	Season Qual. Best	Date	Pl. Pts.	Bonus	TOTAL
Scored bests come from CURRENT qualifying season								
► SP	24	Nathan WILLIAMS	SR	16.10m 52-10	3/27/24	1	0.15	1.15
► DISC	15	Nathan WILLIAMS	SR	50.87m 166-11	5/4/24	6	0.48	6.48
► HT	3	Nathan WILLIAMS	SR	62.13m 203-10	4/27/24	26	2.48	28.48
STEVENSON TFRI Team Total								36.11

61 Colorado College

▼ **13**
LW: 48

Event	NOR	Athlete	Yr	Season Qual. Best	Date	Pl. Pts.	Bonus	TOTAL
Scored bests come from CURRENT qualifying season								
▶ 100m	11	Josh WILLIAMS	SO	10.45w (2.9)	4/13/24	10	0.68	10.68
▶ 200m	12	Josh WILLIAMS	SO	21.05w (3.7)	4/13/24	9	1.00	10.00
▶ 400m	21	Josh WILLIAMS	SO	47.48	4/28/24	D 2	0.49	2.49
▶ 1500m	27	Trent COCHRAN	SR	3:49.79c (3:54.37A)	4/8/24	0.85	0.32	1.17
▶ 5000m	15	James SETTLES	SR	14:07.78	3/9/24	6	0.77	6.77
▶ 10,000m	18	James SETTLES	SR	29:46.90	3/29/24	4	0.54	4.54
COLORADO COLLEGE TFRI Team Total								35.66

62 **Catholic (D.C.)**
Landmark

unch
LW: 62

Event	NQR	Athlete	Yr	Season Qual. Best	Date	Pl. Pts.	Bonus	TOTAL
Scored bests come from CURRENT qualifying season								
► 100m	45	Jevontae FEARWELL	JR	10.63w (3.6)	4/20/24	0.125	0.05	0.18
► 4x100	30	Sam Compton, Jevontae Fearwell, Sebastian Lopez, Chilowe Osai		41.44	3/22/24	0.7	0.15	0.85
► PV	1	Christian DI NICOLANTONIO	JR	5.16m 16-11	4/27/24	30	3.83	33.83
► TJ	35	Jordyn WALKER	SR	14.19m 46-6¾ (0.0)	5/4/24	0.45	0.00	0.45
CATHOLIC (D. C.) TFR1 Team Total								35.31



USTFCCA NCAA Division III Outdoor Track & Field National TFRI Team Summary



as of 5/7/24 5:22 AM ET

Only those who score >0.01 pts are shown
D denotes multiple-event rule in affect

MEN — 2024 Week #7, May 7

63 Fitchburg State MASCAC

▲ 8
LW: 71

Event	NQR	Athlete	Yr	Season Qual. Best	Date	Pl. Pts.	Bonus	TOTAL
-------	-----	---------	----	-------------------	------	----------	-------	-------

Scored bests come from CURRENT qualifying season

▶ JAV	1	Liam BOURASSA	SO	66.41m	217-11	5/3/24	30	4.74	34.74
-------	---	---------------	----	--------	--------	--------	----	------	-------

FITCHBURG STATE TFRI Team Total 34.74

64 Baldwin Wallace OAC

▲ 3
LW: 67

Event	NQR	Athlete	Yr	Season Qual. Best	Date	Pl. Pts.	Bonus	TOTAL
-------	-----	---------	----	-------------------	------	----------	-------	-------

Scored bests come from CURRENT qualifying season

▶ 1500m	45	Gehrig STANLEY	JR	3:51.48	5/3/24	0.125	0.06	0.18
---------	----	----------------	----	---------	--------	-------	------	------

▶ 4x400	29	Nicholas Young, Gehrig Stanley, Kaedan Faggs, Wesley Noeth		3:16.59	5/3/24	0.75	0.02	0.77
---------	----	--	--	---------	--------	------	------	------

▶ HJ	1	Christian PFEIFFER	JR	2.12m	6-11½	5/3/24	30	3.13	33.13
------	---	--------------------	----	-------	-------	--------	----	------	-------

▶ SP	35	Kaleu TELLAS	JR	15.85m	52-0	4/13/24	0.45	0.00	0.45
------	----	--------------	----	--------	------	---------	------	------	------

▶ DISC	43	Thomas HICKMAN	JR	47.97m	157-5	5/3/24	0.175	0.00	0.18
--------	----	----------------	----	--------	-------	--------	-------	------	------

BALDWIN WALLACE TFRI Team Total 34.71

65 Whitworth NWC

▼ 9
LW: 56

Event	NQR	Athlete	Yr	Season Qual. Best	Date	Pl. Pts.	Bonus	TOTAL
-------	-----	---------	----	-------------------	------	----------	-------	-------

Scored bests come from CURRENT qualifying season

▶ 100m	31	Solo HINES	JR	10.58	(1.0)	4/20/24	0.65	0.21	0.86
--------	----	------------	----	-------	-------	---------	------	------	------

▶ 200m	38	Solo HINES	JR	21.38	(-0.3)	4/20/24	0.3	0.17	0.47
--------	----	------------	----	-------	--------	---------	-----	------	------

▶ HJ	35	Jalen MARTIN	JR	2.00m	6-6¾	3/16/24	0.45	0.00	0.45
------	----	--------------	----	-------	------	---------	------	------	------

▶ LJ	46	Zaanan BANE	JR	7.07mw	23-2½ (3.0)	4/16/24	0.1	0.00	0.10
------	----	-------------	----	--------	-------------	---------	-----	------	------

▶ DISC	37	Eddie VU	SO	48.24m	158-3	4/11/24	0.35	0.00	0.35
--------	----	----------	----	--------	-------	---------	------	------	------

▶ JAV	2	Cody WHEELER	SO	66.08m	216-10	3/16/24	28	4.45	32.45
-------	---	--------------	----	--------	--------	---------	----	------	-------

▶ DEC	49	Daniel WATTS	SO	5.921		3/22/24	0.025	0.00	0.03
-------	----	--------------	----	-------	--	---------	-------	------	------

WHITWORTH TFRI Team Total 34.70

66 St. Olaf MIAC

▼ 2
LW: 64

Event	NQR	Athlete	Yr	Season Qual. Best	Date	Pl. Pts.	Bonus	TOTAL
-------	-----	---------	----	-------------------	------	----------	-------	-------

Scored bests come from CURRENT qualifying season

▶ 1500m	37	Kevin TURLINGTON	SO	3:50.87	4/24/24	0.35	0.15	0.50
---------	----	------------------	----	---------	---------	------	------	------

▶ 1500m	38	Sean HARTNEY	JR	3:50.94	4/24/24	0.3	0.14	0.44
---------	----	--------------	----	---------	---------	-----	------	------

▶ 1500m	46	Ian CURTIS	SR	3:51.51	4/24/24	0.1	0.05	0.15
---------	----	------------	----	---------	---------	-----	------	------

▶ Steeple	6	Will KELLY	SR	8:52.99	4/27/24	20	1.54	21.54
-----------	---	------------	----	---------	---------	----	------	-------

▶ Steeple	15	Ignatius FITZGERALD	SO	9:00.16	4/24/24	6	0.79	6.79
-----------	----	---------------------	----	---------	---------	---	------	------

▶ 5000m	30	Will KELLY	SR	14:20.34	5/1/24	0.7	0.13	0.83
---------	----	------------	----	----------	--------	-----	------	------

▶ 5000m	49	Kevin TURLINGTON	SO	14:28.03	5/1/24	0.025	0.00	0.03
---------	----	------------------	----	----------	--------	-------	------	------

▶ 10,000m	31	David LYNN	SR	30:02.38	4/20/24	0.65	0.19	0.84
-----------	----	------------	----	----------	---------	------	------	------

▶ 10,000m	34	Andrew SKEMP	JR	30:08.43	4/20/24	0.5	0.06	0.56
-----------	----	--------------	----	----------	---------	-----	------	------

▶ DEC	21	Demetri LORD	SR	6.309	5/3/24	2.5	0.33	2.83
-------	----	--------------	----	-------	--------	-----	------	------

ST. OLAF TFRI Team Total 34.51

67 Trinity (Texas) SCAC

▼ 23
LW: 44

Event	NQR	Athlete	Yr	Season Qual. Best	Date	Pl. Pts.	Bonus	TOTAL
-------	-----	---------	----	-------------------	------	----------	-------	-------

Scored bests come from CURRENT qualifying season

▶ 110H	14	Azariah ANDERSON	JR	14.30	(2.0)	3/30/24	7	0.84	7.84
--------	----	------------------	----	-------	-------	---------	---	------	------

▶ 200m	48	Price SCHULTEA	FR	21.46	(0.4)	4/28/24	0.05	0.04	0.09
--------	----	----------------	----	-------	-------	---------	------	------	------

▶ 400H	26	Justin JOHNSON	SR	53.51		4/28/24	0.9	0.28	1.18
--------	----	----------------	----	-------	--	---------	-----	------	------

▶ 1500m	19	Will SALONY	JR	3:49.12		3/30/24	3.5	0.43	3.93
---------	----	-------------	----	---------	--	---------	-----	------	------

▶ Steeple	20	Diego FLORES	SR	9:06.77		4/13/24	3	0.36	3.36
-----------	----	--------------	----	---------	--	---------	---	------	------

▶ 5000m	32	Will SALONY	JR	14:20.69		4/13/24	0.6	0.12	0.72
---------	----	-------------	----	----------	--	---------	-----	------	------

▶ 4x100	15	Legend Grigsby, Orië Piken, Brian Rainey, Price Schulteä		41.10		4/28/24	6	0.53	6.53
---------	----	--	--	-------	--	---------	---	------	------

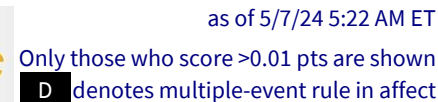
▶ 4x400	17	Nic Ladreyt, Justin Johnson, Jackson Gallagher, Price Schulteä		3:14.75		4/28/24	4.5	0.63	5.13
---------	----	--	--	---------	--	---------	-----	------	------

▶ LJ	38	Tias MCCLARTY	FR	7.09mw	23-3¼ (2.6)	4/6/24	0.3	0.00	0.30
------	----	---------------	----	--------	-------------	--------	-----	------	------

▶ TJ	20	Justin JOHNSON	SR	14.42m	47-3¾ (0.0)	4/28/24	3	0.35	3.35
------	----	----------------	----	--------	-------------	---------	---	------	------

▶ TJ	48	Bocar DIAGANA	SO	14.05m	46-1¼ (-1.3)	4/27/24	0.05	0.00	0.05
------	----	---------------	----	--------	--------------	---------	------	------	------

TRINITY (TEXAS) TFRI Team Total 32.48

**MEN — 2024 Week #7, May 7**

68 Centre
SAA

▼ **14**
LW: 54

***CENTRE TFRI Team Total* 31.99**

69 UMass Dartmouth

35
LW: 104

UMASS DARTMOUTH TFERI Team Total 31.88

70 **SUNY Cortland**
SUNYAC

5
LW: 65

SUNY CORTLAND TFRI Team Total 30.31

71 **Coast Guard**
NEWMAC

3
LW: 68

COAST GUARD TFRI Team Total 30.29

72 **George Fox**
NWC

▼ **17**
LW: 55

GEORGE FOX TFRI Team Total 29.73

73 **St. Norbert**
NACC

1
IW: 74

ST. NORBERT TFRI Team Total 28.73



Only those who score >0.01 pts are shown

D denotes multiple-event rule in affect

MEN — 2024 Week #7, May 7

74 UC Santa Cruz
C2C

▼ **15**
LW: 59

UC SANTA CRUZ TFR1 Team Total 28.17

75 **Carleton**
MIAC

 **28**
LW: 103

CARLETON TFRI Team Total 27.16

76 Concordia Moorhead

40
LW: 116

CONCORDIA MOORHEAD TFR1 Team Total 26.24

77 **Ripon**
MWC

4
LW: 73

RIPON TFRI Team Total 25.56

78 Chapman
SCIAC

8
LW: 70

CHAPMAN TFRI Team Total 25.47

79 Marietta
OAC

4
LW: 75

MARIETTA TFRI Team Total 24.80

80 Southern Maine

▲ 16
LW: 96

SOUTHERN MAINE TFR1 Team Total 24.49



Only those who score >0.01 pts are shown

D denotes multiple-event rule in affect

MEN — 2024 Week #7, May 7

81 Lebanon Valley

▼ 2
LW: 79

Event	NQR	Athlete	Yr	Season Qual. Best	Date	Pl. Pts.	Bonus	TOTAL
Scored bests come from CURRENT qualifying season								
► 110H	39	Zachary REED	SR	14.71 (-1.0)	5/4/24	0.275	0.00	0.28
► 400H	28	Zachary REED	SR	53.54	5/4/24	0.8	0.26	1.06
► JAV	6	Ian PAUL	JR	62.32m 204-6	4/6/24	20	1.43	21.43
► JAV	28	Nicholas GUERIERI	FR	58.39m 191-7	4/27/24	0.8	0.00	0.80
► JAV	32	Michael DEFALCIS	JR	57.81m 189-8	4/6/24	0.6	0.00	0.60
LEBANON VALLEY TFRI Team Total								24.17

82 Babson
NEWMAC

▼ **16**
LW: 66

Event	NQR	Athlete	Yr	Season Qual. Best	Date	Pl. Pts.	Bonus	TOTAL
Scored bests come from CURRENT qualifying season								
▶ 100m	23	Chris MCDONOUGH	FR	10.54 (1.3)	3/30/24	1.5	0.34	1.84
▶ 10,000m	15	Anthony RODRIGUEZ	SR	29:43.61	4/20/24	6	0.62	6.62
▶ 4x100	37	Michael Agard, Kainoa Ronquilio, Demarre Johnson, Chris McDonough		41.52	4/27/24	0.35	0.06	0.41
▶ SP	9	Eric BOTTERN	SR	17.18m 56-4½	4/27/24	14	1.25	15.25
BABSON TFRI Team Total								24.12

83 Olivet
MIAA

60
IW·143

Event	NQR	Athlete	Yr	Season Qual. Best	Date	Pl. Pts.	Bonus	TOTAL
Scored bests come from CURRENT qualifying season								
▶ 200m	9	Jordan BROWN	SR	21.02 (0.9)	5/3/24	14	1.15	15.15
▶ 400m	16	Jordan BROWN	SR	47.19	5/3/24	5	0.91	5.91
▶ 4x400	28	Dontal Wright, Luke Leighton, Jonathan Holloway, Jordan Brown		3:16.56	5/3/24	0.8	0.03	0.83
▶ HJ	23	Devondre CHANDLER	FR	2.04m 6-8¼	4/6/24	1.5	0.34	1.84
▶ DISC	48	Owen FREMEAU	FR	47.18m 154-10	4/13/24	0.05	0.00	0.05
OLIVET TFRI Team Total								23.77

84 Rutgers-Newark
NJAC

 **39**
LW: 123

Event	NQR	Athlete	Yr	Season Qual. Best	Date	Pl. Pts.	Bonus	TOTAL
Scored bests come from CURRENT qualifying season								
► SP	25	Timaul WILLIAMS	SR	16.07m 52-8¾	5/5/24	0.95	0.12	1.07
► DISC	6	Timaul WILLIAMS	SR	53.41m 175-3	5/5/24	20	1.43	21.43
RUTGERS-NEWARK TFRI Team Total								22.51

85 **Otterbein**
OAC

▲ 79
LW: 164

Event	NQR	Athlete	Yr	Season Qual. Best	Date	Pl. Pts.	Bonus	TOTAL	
Scored bests come from CURRENT qualifying season									
► LJ	6	Richmond HONKPO	FR	7.40m	24-3½ (0.3)	5/2/24	20	1.53	21.53
OTTERBEIN TFR1 Team Total								21.53	

86 **Ithaca**
Liberty League

▼ 6
LW: 80

Event	NQR	Athlete	Yr	Season Qual. Best	Date	Pl. Pts.	Bonus	TOTAL	
Scored bests come from CURRENT qualifying season									
► PV	9	Dominic MIKULA	SR	4.95m	16-2¼	4/13/24	14	1.15	15.15
► PV	16	Brendan SHEEHAN	SR	4.97m	15-11¾	4/28/24	5	0.67	5.67
ITHACA TFR1 Team Total								20.82	

87 **Wooster**
NCAC

▼ **11**
LW: 76

Event	NQR	Athlete	Yr	Season Qual. Best	Date	Pl. Pts.	Bonus	TOTAL	
Scored bests come from CURRENT qualifying season									
► PV	8	Dylan GARRETSON	SR	4.98m	16-4	4/13/24	16	1.43	17.43
► LJ	22	Nkosi JEJU	FR	7.20m	23-7½ (1.0)	3/16/24	2	0.35	2.35
WOOSTER TFR1 Team Total									19.79



USTFCCCA NCAA Division III Outdoor Track & Field National TFRI Team Summary



as of 5/7/24 5:22 AM ET

Only those who score >0.01 pts are shown
D denotes multiple-event rule in affect

MEN — 2024 Week #7, May 7

88 Plymouth State Little East

▲ 14
LW: 102

Event	NQR	Athlete	Yr	Season Qual. Best	Date	Pl. Pts.	Bonus	TOTAL
-------	-----	---------	----	-------------------	------	----------	-------	-------

Scored bests come from CURRENT qualifying season

▶ 800m	7	Michael OLSON	SR	1:49.75	5/3/24	18	1.49	19.49
--------	---	---------------	----	---------	--------	----	------	-------

PLYMOUTH STATE TFRI Team Total 19.49

89 Bowdoin NESCAC

▲ 2
LW: 91

Event	NQR	Athlete	Yr	Season Qual. Best	Date	Pl. Pts.	Bonus	TOTAL
-------	-----	---------	----	-------------------	------	----------	-------	-------

Scored bests come from CURRENT qualifying season

▶ 200m	38	Kane DEMERS	SO	21.38 (1.6)	4/27/24	0.3	0.17	0.47
--------	----	-------------	----	-------------	---------	-----	------	------

▶ 400H	11	Max RUSSO	SR	52.90	4/20/24	10	0.90	10.90
--------	----	-----------	----	-------	---------	----	------	-------

▶ 400H	50	Adepoju AROGUNDADE	JR	54.35	4/20/24	0.01	0.00	0.01
--------	----	--------------------	----	-------	---------	------	------	------

▶ 4x400	15	Jared Joyce, Ronan O'Flaherty, Adepoju Arogundade, Max Russo		3:14.71	5/3/24	6	0.65	6.65
---------	----	--	--	---------	--------	---	------	------

▶ PV	26	Ian STEBBINS	JR	4.76m 15-7¼	4/12/24	0.9	0.13	1.03
------	----	--------------	----	-------------	---------	-----	------	------

▶ LJ	37	Kane DEMERS	SO	7.10m 23-3½ (0.0)	5/3/24	0.35	0.00	0.35
------	----	-------------	----	-------------------	--------	------	------	------

BOWDOIN TFRI Team Total 19.42

90 SUNY Delhi NAC

▼ 9
LW: 81

Event	NQR	Athlete	Yr	Season Qual. Best	Date	Pl. Pts.	Bonus	TOTAL
-------	-----	---------	----	-------------------	------	----------	-------	-------

Scored bests come from CURRENT qualifying season

▶ 400m	7	Josh JEFFES	SR	46.96	4/14/24	18	1.25	19.25
--------	---	-------------	----	-------	---------	----	------	-------

SUNY DELHI TFRI Team Total 19.25

91 SUNY Geneseo SUNYAC

▼ 7
LW: 84

Event	NQR	Athlete	Yr	Season Qual. Best	Date	Pl. Pts.	Bonus	TOTAL
-------	-----	---------	----	-------------------	------	----------	-------	-------

Scored bests come from CURRENT qualifying season

▶ 200m	48	Lance JENSEN	SR	21.46 (0.6)	4/21/24	0.05	0.04	0.09
--------	----	--------------	----	-------------	---------	------	------	------

▶ 400m	23	Lance JENSEN	SR	47.61	5/4/24	1.5	0.37	1.87
--------	----	--------------	----	-------	--------	-----	------	------

▶ 400m	37	Andrew KENT	SO	47.95	5/4/24	0.35	0.13	0.48
--------	----	-------------	----	-------	--------	------	------	------

▶ 400H	9	Lance JENSEN	SR	52.73	4/27/24	14	1.13	15.13
--------	---	--------------	----	-------	---------	----	------	-------

▶ 400H	41	Brendan STYLE	JR	54.05	5/4/24	0.225	0.00	0.23
--------	----	---------------	----	-------	--------	-------	------	------

▶ 800m	40	Matthew SHEEHAN	JR	1:52.21	4/14/24	0.25	0.00	0.25
--------	----	-----------------	----	---------	---------	------	------	------

▶ Steeple	35	Alex HILLYARD	SR	9:12.02	5/4/24	0.45	0.10	0.55
-----------	----	---------------	----	---------	--------	------	------	------

▶ 10,000m	39	Charlie WILSON	SR	30:16.51	4/14/24	0.275	0.00	0.28
-----------	----	----------------	----	----------	---------	-------	------	------

▶ DEC	43	Caleb CLARKE	SR	6,012	5/4/24	0.175	0.00	0.18
-------	----	--------------	----	-------	--------	-------	------	------

SUNY GENESEO TFRI Team Total 19.04

92 Berry SAA

▼ 20
LW: 72

Event	NQR	Athlete	Yr	Season Qual. Best	Date	Pl. Pts.	Bonus	TOTAL
-------	-----	---------	----	-------------------	------	----------	-------	-------

Scored bests come from CURRENT qualifying season

▶ 100m	28	Jahari JONES	JR	10.56w (2.2)	4/13/24	0.8	0.28	1.08
--------	----	--------------	----	--------------	---------	-----	------	------

▶ 200m	17	Jahari JONES	JR	21.12 (1.0)	4/27/24	4.5	0.69	5.19
--------	----	--------------	----	-------------	---------	-----	------	------

▶ 400m	26	Jahari JONES	JR	47.79	4/27/24	0.9	0.24	1.14
--------	----	--------------	----	-------	---------	-----	------	------

▶ 4x100	29	Josh Rogers, Jahari Jones, Deiondre Wilson, Jaden Melville		41.42	4/13/24	0.75	0.17	0.92
---------	----	--	--	-------	---------	------	------	------

▶ PV	12	Alden MCDONALD	JR	4.91m 16-1¼	3/2/24	9	0.86	9.86
------	----	----------------	----	-------------	--------	---	------	------

▶ SP	32	David BILLIARD	JR	15.88m 52-1¼	3/16/24	0.6	0.00	0.60
------	----	----------------	----	--------------	---------	-----	------	------

BERRY TFRI Team Total 18.79

93 Augustana (Ill.) CCIW

▼ 1
LW: 92

Event	NQR	Athlete	Yr	Season Qual. Best	Date	Pl. Pts.	Bonus	TOTAL
-------	-----	---------	----	-------------------	------	----------	-------	-------

Scored bests come from CURRENT qualifying season

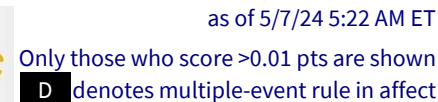
▶ Steeple	23	Joe LANGRIDGE	JR	9:08.43	5/4/24	1.5	0.28	1.78
-----------	----	---------------	----	---------	--------	-----	------	------

▶ PV	48	Derek BUTTS	SR	4.68m 15-4¼	5/4/24	0.05	0.00	0.05
------	----	-------------	----	-------------	--------	------	------	------

▶ HT	9	Aykeem SPIVEY	SR	59.81m 196-3	3/30/24	14	1.07	15.07
------	---	---------------	----	--------------	---------	----	------	-------

▶ DEC	30	Mike HUDSON	JR	6,147	5/4/24	0.7	0.00	0.70
-------	----	-------------	----	-------	--------	-----	------	------

AUGUSTANA (ILL.) TFRI Team Total 17.60

**MEN — 2024 Week #7, May 7**

94 Colby
NESCAC

28
LW: 122

Event	NQR	Athlete	Yr	Season Qual. Best	Date	Pl. Pts.	Bonus	TOTAL	
Scored bests come from CURRENT qualifying season									
► 400H	8	Levi BIERY	SO	52.71	5/3/24	16	1.15	17.15	
► 1500m	51	Gordon DOORE	JR	3:51.78	4/27/24	0	0.01	0.01	
► PV	42	Myles THORNTON-SHERMAN	JR	4.70m	15-5	4/27/24	0.2	0.00	0.20
► PV	42	Peter MARTEL	JR	4.70m	15-5	4/20/24	0.2	0.00	0.20
COLBY TFRI Team Total								17.57	

95 **Massachusetts Maritime**
MASCAC
Academy

2
LW: 93

Event	NQR	Athlete	Yr	Season Qual. Best	Date	Pl. Pts.	Bonus	TOTAL	
Scored bests come from CURRENT qualifying season									
► JAV	8	Liam HIGGINS	JR	62.09m	203-9	4/26/24	16	1.30	17.30
MASSACHUSETTS MARITIME ACADEMY TFRI Team Total									17.30

96 **Johns Hopkins**
Centennial

▼ 9
LW: 87

Event	NQR	Athlete	Yr	Season Qual. Best	Date	Pl. Pts.	Bonus	TOTAL
Scored bests come from CURRENT qualifying season								
► 200m	42	Alex COLLETTI	FR	21.41cu (22.07u) (0.3)	5/5/24	0.2	0.12	0.32
► Steeple	14	Emmanuel LEBLOND	SO	8:59.23	4/27/24	7	0.88	7.88
► Steeple	22	Connor OILER	SO	9:06.96	4/27/24	2	0.35	2.35
► Steeple	30	Charlie TEETER	JR	9:10.35u	5/5/24	0.7	0.18	0.88
► 5000m	34	Kenny WANLASS	FR	14:23.52c(14:36.22u)	5/5/24	0.5	0.00	0.50
► 5000m	40	Emmanuel LEBLOND	SO	14:26.11	4/14/24	0.25	0.00	0.25
► 5000m	43	Gavin MCELHENNON	SR	14:26.56	4/27/24	0.175	0.00	0.18
► 5000m	44	Matt KELLY	SO	14:26.64c(14:39.39u)	5/5/24	0.15	0.00	0.15
► 10,000m	20	Gavin MCELHENNON	SR	29:49.28	4/14/24	3	0.49	3.49
► 10,000m	43	Matt KELLY	SO	30:19.48	4/14/24	0.175	0.00	0.18
► 4x400	33	Spencer Ye, Fisayo Omonije, Alex Colletti, Joshua Lee		3:17.06cu(3:22.19u)	5/5/24	0.55	0.00	0.55
► TJ	49	Oluwadamilade ADENIRAN	FR	14.04mw 46-¾ (2.8)	4/12/24	0.025	0.00	0.03
JOHNS HOPKINS TFRI Team Total								16.75

97 **Moravian**
Landmark

▼ 20
LW: 77

Event	NQR	Athlete	Yr	Season Qual. Best	Date	Pl. Pts.	Bonus	TOTAL
Scored bests come from CURRENT qualifying season								
▶ 100m	36	Javon MCKAY	FR	10.59w (2.5)	4/20/24	0.4	0.18	0.58
▶ 4x100	22	Jacob Fenstermaker, Trevor Gray, Owen Sabastro, Javon McKay		41.30	4/20/24	2	0.31	2.31
▶ HJ	10	Jerome LUCKEY	SO	2.07m 6-9½	4/20/24	12	0.84	12.84
MORAVIAN TFR1 Team Total								15.73

98 **SUNY Brockport**
SUNYAC

3
LW: 101

Event	NQR	Athlete	Yr	Season Qual. Best	Date	Pl. Pts.	Bonus	TOTAL
Scored bests come from CURRENT qualifying season								
► 100m	45	Criag DUFFY	SR	10.63w (3.4)	5/4/24	0.125	0.05	0.18
► 400m	24	Jacob MILLER	SO	47.65	5/4/24	1	0.34	1.34
► 400H	37	Ayden GRINION	SO	54.00	5/4/24	0.35	0.00	0.35
► 4x400	48	Michael Durski, Criag Duffy, Jacob Miller, Ayden Grinion		3:18.53	5/4/24	0.05	0.00	0.05
► SP	33	Alex ROOD	JR	15.87m 52-¾	4/13/24	0.55	0.00	0.55
► HT	10	Matthew JACKSON	SR	59.64m 195-8	5/4/24	12	1.03	13.03
SUNY BROCKPORT TFRI Team Total								15.49

99 St. Scholastica
MIAC

▼ 2
LW: 97

Event	NQR	Athlete	Yr	Season Qual. Best	Date	Pl. Pts.	Bonus	TOTAL
Scored bests come from CURRENT qualifying season								
► 1500m	18	Calvin BOONE	JR	3:49.00	4/24/24	4	0.44	4.44
► 10,000m	38	Lars DEWALL	JR	30:16.33	4/20/24	0.3	0.00	0.30
► SP	16	Trent BESETH	JR	16.47m 54-½	4/13/24	5	0.49	5.49
► DISC	18	Trent BESETH	JR	50.17m 164-7	5/1/24	4	0.29	4.29
ST. SCHOLASTICA TFRI Team Total								14.52



Only those who score >0.01 pts are shown

D denotes multiple-event rule in affect

MEN — 2024 Week #7, May 7

100 **WPI**
NEWMAC

▼ **11**
LW: 89

Event	NQR	Athlete	Yr	Season Qual. Best	Date	Pl. Pts.	Bonus	TOTAL
Scored bests come from CURRENT qualifying season								
► 10,000m	21	David REYNOLDS	SR	29:50.27	4/20/24	2.5	0.47	2.97
► HJ	44	Brett GERLACH	SO	1.99m 6-6¼	5/3/24	0.15	0.00	0.15
► PV	11	Gavin FLECK	SO	4.92m 16-1¾	3/30/24	10	0.91	10.91
► TJ	50	Brett GERLACH	SO	14.03mw 46-½ (2.4)	4/27/24	0.01	0.00	0.01
► JAV	36	Ben FURMAN	JR	57.50m 188-8	4/20/24	0.4	0.00	0.40
WPI TFRI Team Total								14.44

101 **Chicago**
UAA

▼ 23
LW: 78

Event	NQR	Athlete	Yr	Season Qual. Best	Date	Pl. Pts.	Bonus	TOTAL
Scored bests come from CURRENT qualifying season								
▶ 110H	49	Andrew RAY	JR	14.78w (2.6)	4/13/24	0.025	0.00	0.03
▶ 400H	17	Andrew RAY	JR	53.10	5/3/24	4.5	0.64	5.14
▶ 10,000m	28	Jack BEGLEY	SR	29:58.46	3/29/24	0.8	0.28	1.08
▶ 4x400	49	Francis Devaney, Benjamin Showman, William Moursund, Andrew Ray		3:18.58	4/13/24	0.025	0.00	0.03
▶ HJ	17	Alex LEE	SR	2.05m 6-8¾	4/28/24	4.5	0.50	5.00
▶ HJ	44	Aryan SHRIVASTAVA	SO	1.99m 6-6¼	4/13/24	0.15	0.00	0.15
▶ PV	46	William FLOYD	FR	4.69m 15-4½	4/28/24	0.1	0.00	0.10
▶ TJ	31	Aryan SHRIVASTAVA	SO	14.24m 46-8¾ (1.2)	4/6/24	0.65	0.01	0.66
▶ DISC	22	Simon DIXON	SO	49.86m 163-7	4/28/24	2	0.20	2.20
▶ JAV	50	Seyi KADIRI	SO	56.01m 183-9	4/28/24	0.01	0.00	0.01
CHICAGO TFRI Team Total								14.39

102 Washington and Lee
ODAC

5
LW: 107

Event	NQR	Athlete	Yr	Season Qual. Best	Date	Pl. Pts.	Bonus	TOTAL	
Scored bests come from CURRENT qualifying season									
► JAV	10	George MANN	FR	61.74m	202-7	3/16/24	12	1.08	13.08
► JAV	40	Adam ROY	SR	57.14m	187-6	4/20/24	0.25	0.00	0.25
WASHINGTON AND LEE TFRI Team Total									13.33

103 Southwestern (Texas) SCAC

▼ 20
LW: 83

Event	NQR	Athlete	Yr	Season Qual. Best	Date	Pl. Pts.	Bonus	TOTAL	
Scored bests come from CURRENT qualifying season									
► HJ	10	Adrian WASHINGTON	SR	2.07m	6-9½	4/13/24	12	0.84	12.84
► LJ	50	Jamal MAXEY	JR	7.05m	23-1¼ (1.3)	4/27/24	0.01	0.00	0.01
SOUTHWESTERN (TEXAS) TFR1 Team Total									12.85

104 Arcadia

▼ **10**
LW: 94

Event	NQR	Athlete	Yr	Season Qual. Best	Date	Pl. Pts.	Bonus	TOTAL	
Scored bests come from CURRENT qualifying season									
► TJ	10	Myles SAMS	SR	14.68m	48-2 (0.0)	4/19/24	12	0.85	12.85
ARCADIA TFR1 Team Total								12.85	

105 **Oberlin**
NCAC

43
LW: 148

Event	NQR	Athlete	Yr	Season Qual. Best	Date	Pl. Pts.	Bonus	TOTAL
Scored bests come from CURRENT qualifying season								
▶ 400H	29	Cole FULLER	JR	53.60	5/4/24	0.75	0.22	0.97
▶ Steeple	26	Walter MOAK	JR	9:09.64	5/4/24	0.9	0.22	1.12
▶ 4x400	25	Armand Andry, Cole Fuller, Kambi Obioha, Sam Fechner		3:15.74	3/30/24	0.95	0.23	1.18
▶ TJ	13	Namu MAKATIANI	SO	14.58m 47-10 (0.0)	5/3/24	8	0.66	8.66
OBERLIN TFRI Team Total								11.92

106 **Haverford**
Centennial

▼ **21**
LW: 85

Event	NQR	Athlete	Yr	Season Qual. Best	Date	Pl. Pts.	Bonus	TOTAL
Scored bests come from CURRENT qualifying season								
▶ 200m	45	Jonathan HILL	SR	21.44cu (22.10u) (0.3)	5/5/24	0.125	0.07	0.20
▶ 1500m	11	Reza ESHGHI	JR	3:47.25	4/20/24	10	0.95	10.95
▶ 5000m	33	Reza ESHGHI	JR	14:22.22c(14:34.90u)	5/5/24	0.55	0.05	0.60
▶ 10,000m	44	Peter LAROCHELLE	JR	30:20.45	4/27/24	0.15	0.00	0.15
HAVERFORD TFRI Team Total								11.89



Only those who score >0.01 pts are shown

D denotes multiple-event rule in affect

MEN — 2024 Week #7, May 7

107 **Hope**
MIAA

▼ **19**
LW: 88

Event	NQR	Athlete	Yr	Season Qual. Best	Date	Pl. Pts.	Bonus	TOTAL
Scored bests come from CURRENT qualifying season								
▶ 1500m	12	Connor VACHON	JR	3:47.63	4/25/24	9	0.83	9.83
▶ Steeple	46	Daniel CAMPBELL	SR	9:16.27	4/25/24	0.1	0.00	0.10
▶ 4x100	23	Nolan Sanders, Nathaniel Woolum, Alexander Daniels, Liam Danitz		41.32	4/13/24	1.5	0.28	1.78
▶ 4x400	47	Alexander Daniels, Liam Danitz, Joshua Ennen, Nathaniel Woolum		3:18.48	4/13/24	0.075	0.00	0.08
HOPE TFRI Team Total								11.79

108 **Albion**
MIAA

 **23**
LW: 131

Event	NQR	Athlete	Yr	Season Qual. Best	Date	Pl. Pts.	Bonus	TOTAL
Scored bests come from CURRENT qualifying season								
► 100m	17	DaMario CHAPMAN	SR	10.50 (1.9)	5/3/24	4.5	0.47	4.97
► 100m	41	Will DAVIS	JR	10.62w (2.2)	4/6/24	0.225	0.08	0.31
► 200m	26	DaMario CHAPMAN	SR	21.31 (0.9)	5/3/24	0.9	0.28	1.18
► 4x100	27	Armund Gordon Jr., DaMario Chapman, Ronnie Puczkowski, Will Davis		41.35	5/3/24	0.85	0.25	1.10
► SP	21	Derrelle MURRAY	SR	16.22m 53-2¾	4/20/24	2.5	0.26	2.76
► SP	29	Eddie HINES	JR	15.91m 52-2½	3/29/24	0.75	0.00	0.75
ALBION TFRI Team Total								11.07

109 **Bridgewater State**
MASCAC

3
LW: 112

Event	NQR	Athlete	Yr	Season Qual. Best	Date	Pl. Pts.	Bonus	TOTAL
Scored bests come from CURRENT qualifying season								
► JAV	11	Corey STALTERS	SR	61.59m	202-1	3/29/24	10	0.99 10.99
BRIDGEWATER STATE TFRI Team Total								10.99

110 Wittenberg
NCAC

▼ 5
LW: 105

Event	NQR	Athlete	Yr	Season Qual. Best	Date	Pl. Pts.	Bonus	TOTAL
Scored bests come from CURRENT qualifying season								
► 400m	33	Cameron ELLIOTT	SO	47.88	5/4/24	0.55	0.18	0.73
► 400m	43	Ezekiel BENNETT	SR	48.10	4/13/24	0.175	0.02	0.20
► 10,000m	14	Conor KOLKA	JR	29:42.25	3/29/24	7	0.68	7.68
► 4x400	40	Cameron Elliott, Grayson Ring, Ezekiel Bennett, Zayden Taylor		3:17.85	4/13/24	0.25	0.00	0.25
► HJ	35	Justin NORRIS	JR	2.00m 6-6¾	4/13/24	0.45	0.00	0.45
► PV	48	Jeremy WATSON	SO	4.68m 15-4¼	3/30/24	0.05	0.00	0.05
► DISC	27	Jayden MCKINSTER	FR	49.38m 162-0	4/6/24	0.85	0.07	0.92
WITTENBERG TFRI Team Total								10.27

111 Calvin
MIAA

8
LW: 119

Event	NQR	Athlete	Yr	Season Qual. Best	Date	Pl. Pts.	Bonus	TOTAL
Scored bests come from CURRENT qualifying season								
▶ 400m	41	Koby VANDERWOUDE	SO	48.06	5/3/24	0.225	0.05	0.27
▶ 10,000m	13	Luke WITVLIET	JR	29:41.70	4/20/24	8	0.71	8.71
▶ 4x400	24	Mason Schimmel, Connor Lubberts, Morrison Ismond, Koby VanderWoude		3:15.64	5/3/24	1	0.25	1.25
CALVIN TFRI Team Total								10.23

112 LeTourneau
ASC

▼ **14**
LW: 98

Event	NQR	Athlete	Yr	Season Qual. Best	Date	Pl. Pts.	Bonus	TOTAL
Scored bests come from CURRENT qualifying season								
► PV	20	Isaac HODGES	FR	4.80m	15-9	4/27/24	3 0.33	3.33
► DEC	15	Josiah MURPHY	JR	6,421		4/13/24	6 0.68	6.68
LETOURNEAU TFRI Team Total								10.01



USTFCCA NCAA Division III Outdoor Track & Field National TFRI Team Summary



as of 5/7/24 5:22 AM ET

Only those who score >0.01 pts are shown
D denotes multiple-event rule in affect

MEN — 2024 Week #7, May 7

113 Belhaven (Miss.) CCS

▼ 27
LW: 86

Event	NQR	Athlete	Yr	Season Qual. Best	Date	Pl. Pts.	Bonus	TOTAL
Scored bests come from CURRENT qualifying season								
▶ 200m	29	Kelsey SINGLETON	SO	21.32 (0.1)	3/23/24	0.75	0.26	1.01
▶ 400m	15	Kelsey SINGLETON	SO	47.18	4/7/24	6	0.92	6.92
▶ 4x100	23	Devin Moore, Kelsey Singleton, Tahli Clark, Justice Moore		41.32	4/7/24	1.5	0.28	1.78

BELHAVEN (MISS.) TFRI Team Total 9.72

114 Messiah MAC

unch
LW: 114

Event	NQR	Athlete	Yr	Season Qual. Best	Date	Pl. Pts.	Bonus	TOTAL
Scored bests come from CURRENT qualifying season								
▶ TJ	12	Brendan PROVAN	SR	14.60m 47-10¾ (0.3)	3/27/24	9	0.69	9.69

MESSIAH TFRI Team Total 9.69

115 Bates NESCAC

▼ 20
LW: 95

Event	NQR	Athlete	Yr	Season Qual. Best	Date	Pl. Pts.	Bonus	TOTAL
Scored bests come from CURRENT qualifying season								
▶ 800m	31	Ross TEJEDA	SO	1:51.71	4/13/24	0.65	0.14	0.79
▶ 1500m	15	Ned FARRINGTON	SR	3:48.54	4/13/24	6	0.54	6.54
▶ 4x100	33	Derek Shen, Kevin O'Connor, Evan Berthiaume, Jackson Rose		41.46	4/27/24	0.55	0.13	0.68
▶ SP	30	Matthew CHARPENTIER	FR	15.90m 52-2	5/3/24	0.7	0.00	0.70
▶ SP	30	Jacob GOFF	SR	15.90m 52-2	4/27/24	0.7	0.00	0.70
▶ HT	42	James GUINEE	SR	54.51m 178-10	3/30/24	0.2	0.00	0.20

BATES TFRI Team Total 9.61

116 Pacific (Ore.) NWC

▲ 25
LW: 141

Event	NQR	Athlete	Yr	Season Qual. Best	Date	Pl. Pts.	Bonus	TOTAL
Scored bests come from CURRENT qualifying season								
▶ 800m	14	Henry TIERNEY	SO	1:50.32	5/3/24	7	0.91	7.91
▶ 1500m	24	Henry TIERNEY	SO	3:49.55	3/16/24	1	0.36	1.36
▶ 4x100	42	Romel Moreland, Brody Bantolina, Zion Booker, Lucas Dahl		41.63	4/20/24	0.2	0.00	0.20

PACIFIC (ORE.) TFRI Team Total 9.47

117 Penn State Behrend UEC

▼ 9
LW: 108

Event	NQR	Athlete	Yr	Season Qual. Best	Date	Pl. Pts.	Bonus	TOTAL
Scored bests come from CURRENT qualifying season								
▶ HJ	35	Samuel HETRICK	JR	2.00m 6-6¾	5/5/24	0.45	0.00	0.45
▶ DISC	13	Dan DABROWSKI	JR	51.86m 170-2	4/18/24	8	0.75	8.75

PENN STATE BEHREND TFRI Team Total 9.20

118 Principia SLIAC

▼ 28
LW: 90

Event	NQR	Athlete	Yr	Season Qual. Best	Date	Pl. Pts.	Bonus	TOTAL
Scored bests come from CURRENT qualifying season								
▶ 100m	50	Corey CARTER	SR	10.64 (2.0)	3/30/24	0.01	0.02	0.03
▶ 200m	17	Corey CARTER	SR	21.12 (1.1)	3/30/24	4.5	0.69	5.19
▶ 400m	20	Corey CARTER	SR	47.32c (48.07)	4/20/24	3	0.72	3.72

PRINCIPIA TFRI Team Total 8.94

119 Wisconsin Lutheran NACC

▲ 82
LW: 201

Event	NQR	Athlete	Yr	Season Qual. Best	Date	Pl. Pts.	Bonus	TOTAL
Scored bests come from CURRENT qualifying season								
▶ Steeple	13	Zeke MICHEEL	SR	8:59.00	5/4/24	8	0.90	8.90

WISCONSIN LUTHERAN TFRI Team Total 8.90



Only those who score >0.01 pts are shown

D denotes multiple-event rule in affect

MEN — 2024 Week #7, May 7

120 Maryville (Tenn.)
CCS

▼ **14**
LW: 106

Event	NQR	Athlete	Yr	Season Qual. Best	Date	Pl. Pts.	Bonus	TOTAL
Scored bests come from CURRENT qualifying season								
► 100m	13	Clarence MCLEAN	SO	10.46 (-0.9)	4/13/24	8	0.62	8.62
► 200m	45	Clarence MCLEAN	SO	21.44 (1.1)	4/13/24	0.125	0.07	0.20
MARYVILLE (TENN.) TFRI Team Total								8.81

121 **Ohio Wesleyan**
NCAC

▲ 34
LW: 155

Event	NQR	Athlete	Yr	Season Qual. Best	Date	Pl. Pts.	Bonus	TOTAL
Scored bests come from CURRENT qualifying season								
► JAV	13	Trey THEOBALD	JR	60.89m	199-9	5/4/24	8 0.74	8.74
► DEC	50	Michael STRANGE	FR	5.903	4/28/24	0.01	0.00	0.01
OHIO Wesleyan TFRI Team Total								8.75

122 **Occidental**
SCJAC

▼ 9
LW: 113

Event	NQR	Athlete	Yr	Season Qual. Best	Date	Pl. Pts.	Bonus	TOTAL
Scored bests come from CURRENT qualifying season								
▶ 400H	45	Jonah MAGILL	JR	54.17	4/28/24	0.125	0.00	0.13
▶ Steeple	33	Renn STEARNS	JR	9:11.07	3/22/24	0.55	0.15	0.70
▶ 4x100	14	Christopher Haliburton, Shane Kawakami-Williams, Oliver Yue, Emerson Ames		41.08	4/28/24	7	0.55	7.55
OCCIDENTAL TFRI Team Total								8.38

123 **UT Dallas**
ASC

▲ 14
LW: 137

Event	NQR	Athlete	Yr	Season Qual. Best	Date	Pl. Pts.	Bonus	TOTAL
Scored bests come from CURRENT qualifying season								
▶ 100m	28	Kameron QUINN	SR	10.56w (2.6)	4/27/24	0.8	0.28	1.08
▶ 110H	45	Zach SELL	FR	14.75w (3.9)	4/27/24	0.125	0.00	0.13
▶ 200m	47	Kameron QUINN	SR	21.45w (3.6)	4/27/24	0.075	0.06	0.13
▶ 400H	15	Zach SELL	FR	52.97	5/3/24	6	0.81	6.81
UT DALLAS TFRI Team Total								8.14

124 Grinnell
MWC

22
LW: 146

Event	NQR	Athlete	Yr	Season Qual. Best	Date	Pl. Pts.	Bonus	TOTAL
Scored bests come from CURRENT qualifying season								
▶ 100m	15	Lucas FADDEN	SO	10.49 (1.5)	5/4/24	6	0.50	6.50
▶ Steeple	25	Brian GOODELL	SR	9:09.48	3/22/24	0.95	0.23	1.18
▶ HT	40	Ian CLAWSON	SO	54.85m 180-0	5/4/24	0.25	0.00	0.25
GRINNELL TERI Team Total								7.93

125 **Castleton**
Little East

▼ **1**
LW: 124

Event	NOR	Athlete	Yr	Season Qual. Best	Date	Pl. Pts.	Bonus	TOTAL
Scored bests come from CURRENT qualifying season								
► JAV	14	Harrison LEOMBRUNO-NICHOLSON	SR	60.45m 198-4	4/27/24	7	0.61	7.61
CASTLETON TFRI Team Total								7.61

126 Trinity (Conn.)

▼ 5
LW: 121

Event	NOR	Athlete	Yr	Season Qual. Best	Date	Pl. Pts.	Bonus	TOTAL	
Scored bests come from CURRENT qualifying season									
► SP	15	Ethan WILKIE	JR	16.50m	54-1¾	4/6/24	6	0.52	6.52
► DISC	29	Ethan WILKIE	JR	49.23m	161-6	4/13/24	0.75	0.03	0.78
► HT	49	Ethan WILKIE	JR	53.81m	176-7	4/13/24	0.025	0.00	0.03
TRINITY (CONN.) TFR1 Team Total									7.32

127 **Greenville**
SLIAC

▼ **27**
LW: 100

Event	NQR	Athlete	Yr	Season Qual. Best	Date	Pl. Pts.	Bonus	TOTAL	
Scored bests come from CURRENT qualifying season									
▶ 100m	28	Ayden COTHERN	FR	10.56	(-0.5)	4/27/24	0.8	0.28	1.08
▶ PV	19	Wesley KILE	JR	4.81m	15-9¼	4/19/24	3.5	0.38	3.88
▶ LJ	22	Cory STOLL	SR	7.20m	23-7½ (1.4)	4/13/24	2	0.35	2.35
GREENVILLE TFRI Team Total									7.31



Only those who score >0.01 pts are shown

D denotes multiple-event rule in affect

MEN — 2024 Week #7, May 7

128

NYU
UAA

▼ **19**
LW: 109

Event	NQR	Athlete	Yr	Season Qual. Best	Date	Pl. Pts.	Bonus	TOTAL
Scored bests come from CURRENT qualifying season								
► 800m	16	Julian ASKE	FR	1:50.35	4/19/24	5	0.88	5.88
► 5000m	29	Ryan TOBIN	JR	14:20.12	4/13/24	0.75	0.14	0.89
NYU TFR1 Team Total								6.77

129

Franklin & Marshall

▼ 2
LW: 127

Event	NQR	Athlete	Yr	Season Qual. Best	Date	Pl. Pts.	Bonus	TOTAL
Scored bests come from CURRENT qualifying season								
► JAV	15	Justin KOLPAN	FR	60.26m	197-9	4/27/24	6 0.55	6.55
FRANKLIN & MARSHALL TFR1 Team Total								6.55

130

Averett
ODAC

▼ **12**
LW: 118

Event	NOR	Athlete	Yr	Season Qual. Best	Date	Pl. Pts.	Bonus	TOTAL
Scored bests come from CURRENT qualifying season								
► 100m	15	Zaiyon EVANS	FR	10.49w (3.5)	4/27/24	6	0.50	6.50
AVERETT TFR1 Team Total								6.50

131

Susquehanna

▼ 21
LW: 110

Event	NQR	Athlete	Yr	Season Qual. Best	Date	Pl. Pts.	Bonus	TOTAL
Scored bests come from CURRENT qualifying season								
▶ 400H	44	Ben BULGER	JR	54.16	5/5/24	0.15	0.00	0.15
▶ 4x100	23	Dominic Santos, Mason Winslow, Austin Hurrell, Brandon Zimmerman		41.32	5/5/24	1.5	0.28	1.78
▶ 4x400	42	Brandon Zimmerman, Mason Winslow, Ben Bulger, Elliott Davis		3:18.03	4/20/24	0.2	0.00	0.20
▶ HJ	23	Bryce ELLINGER	SR	2.04m 6-8¾	4/20/24	1.5	0.34	1.84
▶ TJ	29	Keith GREEN	SR	14.25m 46-9 (0.0)	5/4/24	0.75	0.03	0.78
▶ DEC	28	Brandon ZIMMERMAN	JR	6,176	4/12/24	0.8	0.00	0.80
▶ DEC	38	Ben BULGER	JR	6,080	4/12/24	0.3	0.00	0.30
SUSQUEHANNA TFRI Team Total								5.85

132

Bluffton
HCAC

▼ **17**
LW: 115

Event	NQR	Athlete	Yr	Season Qual. Best	Date	Pl. Pts.	Bonus	TOTAL
Scored bests come from CURRENT qualifying season								
▶ 100m	50	Desmond GIST	SR	10.64w (3.1)	4/27/24	0.01	0.02	0.03
▶ 110H	18	Desmond GIST	SR	14.38w (2.5)	4/13/24	4	0.53	4.53
▶ LJ	24	Desmond GIST	SR	7.18m 23-6¾ (0.0)	4/27/24	1	0.28	1.28
BLUFFTON TFRI Team Total								5.83

133

Bridgewater (Va.)

▼ **3**
LW: 130

Event	NQR	Athlete	Yr	Season Qual. Best	Date	Pl. Pts.	Bonus	TOTAL
Scored bests come from CURRENT qualifying season								
▶ 100m	31	Kyle CLANTON	SR	10.58w (3.5)	4/27/24	0.65	0.21	0.86
▶ HT	17	Michael SMITH	JR	57.61m 189-0	4/6/24	4.5	0.46	4.96
BRIDGEWATER (VA.) TFR1 Team Total								5.82

134

Southern Virginia

31
LW: 165

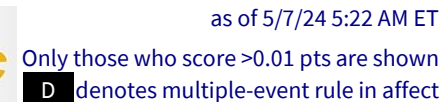
Event	NQR	Athlete	Yr	Season Qual. Best	Date	Pl. Pts.	Bonus	TOTAL
Scored bests come from CURRENT qualifying season								
► LJ	16	Andre LUCAS	FR	7.26m	23-10 (1.7)	5/1/24	5	0.58
SOUTHERN VIRGINIA TFRI Team Total								5.58

135

Pacific Lutheran

▼ 6
LW: 129

Event	NOR	Athlete	Yr	Season Qual. Best	Date	Pl. Pts.	Bonus	TOTAL	
Scored bests come from CURRENT qualifying season									
▶ 110H	50	Grady LEMMA	JR	14.79	(1.5)	4/20/24	0.01	0.00	0.01
▶ 1500m	49	Ryan STRACKE	SR	3:51.61		4/20/24	0.025	0.04	0.06
▶ JAV	17	Carson OLMSTEAD	SO	60.21m	197-7	4/20/24	4.5	0.53	5.03
▶ JAV	39	Darius CHAFFIN	JR	57.20m	187-8	3/30/24	0.275	0.00	0.28
PACIFIC LUTHERAN TFRI Team Total									5.38

**MEN — 2024 Week #7, May 7**

136 UW-River Falls
WIAC

▼ **19**
LW: 117

UW-RIVER FALLS TFRI Team Total 5.18

137 **Brevard (N.C.)**
USA South

▼ **11**
LW: 126

BREVARD (N.C.) TFRI Team Total 4.96

138 Heidelberg
OAC

▲ 7
LW: 145

HEIDELBERG TFRI Team Total 4.83

139 Case Western Reserve

▼ 3
LW: 136

CASE WESTERN RESERVE TFRI Team Total 4.62

140 Farmingdale State Skyline

▼ 12
LW: 128

FARMINGDALE STATE TFRI Team Total 4.48

141 **Ferrum**
ODAC

▼ **21**
LW: 120

FERRUM TFRI Team Total 4.46

142 **Benedictine (Ill.)**
NACC

▲ 71
LW: 213

BENEDICTINE (ILL.) TFRI Team Total 4.43

143 **Hamline**
MIAC

▼ **1**
LW: 142

HAMLIN TFRI Team Total 4.43



Only those who score >0.01 pts are shown

D denotes multiple-event rule in affect

MEN — 2024 Week #7, May 7

144 Buena Vista
American Rivers

▼ **12**
LW: 132

Scored bests come from CURRENT qualifying season

BUENA VISTA TFR Team Total 4.17

145 **Bethany Lutheran**
UMAC

▼ **12**
LW: 133

Scored bests come from CURRENT qualifying season

BETHANY LUTHERAN TFR1 Team Total 4.13

146 **RIT**
Liberty League

45
LW: 191

Scored bests come from CURRENT qualifying season

RIT TFR1 Team Total 4.01

147 DeSales
MAC

56
LW: 203

Scored bests come from CURRENT qualifying season

DESALES TFRI Team Total 3.87

148 **MSOE**
NACC

31
LW: 179

Scored bests come from CURRENT qualifying season

MSOE TFRI Team Total 3.77

149 Delaware Valley

▼ **14**
LW: 135

Scored bests come from CURRENT qualifying season

DELAWARE VALLEY TFR/ Team Total 3.77

150 **Amherst**
NESCAC

▼ 25
LW: 125

Scored bests come from CURRENT qualifying season

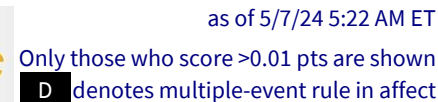
AMHERST TFR1 Team Total 3.04

151 Caltech
SCIAC

▼ **2**
LW: 149

Scored bests come from CURRENT qualifying season

CALTECH TFERI Team Total **2.96**

**MEN — 2024 Week #7, May 7**

152 Linfield
NWC

▼ 8
LW: 144

Scored bests come from CURRENT qualifying season

LINFIELD TFRI Team Total 2.71

153 Brandeis
UAA

27
LW: 180

Scored bests come from CURRENT qualifying season

BRANDEIS TFRI Team Total 2.36

154 **Monmouth (Ill.)**
MWC

▼ 2
LW: 152

Scored bests come from CURRENT qualifying season

MONMOUTH (ILL.) TFRI Team Total 2.23

155 **Adrian**
MIAA

4
LW: 159

Scored bests come from CURRENT qualifying season

ADRIAN TFRI Team Total 2.13

156 **Roger Williams**
CCC

 **3**
LW: 153

Scored bests come from CURRENT qualifying season

ROGER WILLIAMS TFR/ Team Total 1.95

157 **TCNJ**
NJAC

▼ 3
LW: 154

Scored bests come from CURRENT qualifying season

TCNJ TFRI Team Total 1.92

158 **Redlands (Calif.)**
SCJAC

▼ 11
LW: 147

Scored bests come from CURRENT qualifying season

REDLANDS (CALIF.) TFR1 Team Total 1.83

159 Eastern Connecticut State Little East

8
LW: 151

Scored bests come from CURRENT qualifying season

EASTERN CONNECTICUT STATE TFRI Team Total 1.81



USTFCCCA NCAA Division III Outdoor Track & Field National TFRI Team Summary



as of 5/7/24 5:22 AM ET

Only those who score >0.01 pts are shown
D denotes multiple-event rule in affect

MEN — 2024 Week #7, May 7

160 Christopher Newport C2C

▼ 22
LW: 138

Event	NQR	Athlete	Yr	Season Qual. Best	Date	Pl. Pts.	Bonus	TOTAL
-------	-----	---------	----	-------------------	------	----------	-------	-------

Scored bests come from CURRENT qualifying season

▶ TJ	23	Clarence REEDERS	SR	14.39m	47-2½ (1.4)	4/19/24	1.5	0.29	1.79
------	----	------------------	----	--------	-------------	---------	-----	------	------

CHRISTOPHER NEWPORT TFRI Team Total 1.79

161 DePauw NCAC

▼ 22
LW: 139

Event	NQR	Athlete	Yr	Season Qual. Best	Date	Pl. Pts.	Bonus	TOTAL
-------	-----	---------	----	-------------------	------	----------	-------	-------

Scored bests come from CURRENT qualifying season

▶ 200m	32	Colin O'MALLEY	SO	21.33cw	(21.71) (3.6)	4/27/24	0.6	0.25	0.85
--------	----	----------------	----	---------	---------------	---------	-----	------	------

▶ DEC	29	Daniel JANSEN	JR	6.171		4/28/24	0.75	0.00	0.75
-------	----	---------------	----	-------	--	---------	------	------	------

DEPAUW TFRI Team Total 1.60

162 Elmhurst CCIW

▲ 21
LW: 183

Event	NQR	Athlete	Yr	Season Qual. Best	Date	Pl. Pts.	Bonus	TOTAL
-------	-----	---------	----	-------------------	------	----------	-------	-------

Scored bests come from CURRENT qualifying season

▶ PV	24	Logan TURNEY	SO	4.78m	15-8¼	5/4/24	1	0.23	1.23
------	----	--------------	----	-------	-------	--------	---	------	------

▶ TJ	40	Rickey MARTINEZ	JR	14.13m	46-4¼ (0.0)	4/25/24	0.25	0.00	0.25
------	----	-----------------	----	--------	-------------	---------	------	------	------

ELMHURST TFRI Team Total 1.48

163 Buffalo State SUNYAC

▼ 3
LW: 160

Event	NQR	Athlete	Yr	Season Qual. Best	Date	Pl. Pts.	Bonus	TOTAL
-------	-----	---------	----	-------------------	------	----------	-------	-------

Scored bests come from CURRENT qualifying season

▶ PV	40	Chris KASZYNSKI	SR	4.72m	15-5¾	3/30/24	0.25	0.00	0.25
------	----	-----------------	----	-------	-------	---------	------	------	------

▶ SP	26	Xzavier GOODMAN	FR	16.05m	52-8	5/4/24	0.9	0.10	1.00
------	----	-----------------	----	--------	------	--------	-----	------	------

▶ DISC	41	Dominic CERVELLERA	SO	48.02m	157-7	5/4/24	0.225	0.00	0.23
--------	----	--------------------	----	--------	-------	--------	-------	------	------

BUFFALO STATE TFRI Team Total 1.48

164 Willamette NWC

▼ 8
LW: 156

Event	NQR	Athlete	Yr	Season Qual. Best	Date	Pl. Pts.	Bonus	TOTAL
-------	-----	---------	----	-------------------	------	----------	-------	-------

Scored bests come from CURRENT qualifying season

▶ PV	48	Elijah JONES	SO	4.68m	15-4¼	4/20/24	0.05	0.00	0.05
------	----	--------------	----	-------	-------	---------	------	------	------

▶ LJ	42	Kaleb MCARTHUR	SO	7.08m	23-2¾ (0.0)	4/26/24	0.2	0.00	0.20
------	----	----------------	----	-------	-------------	---------	-----	------	------

▶ JAV	24	Steeley MUCKEN	FR	59.07m	193-10	3/23/24	1	0.18	1.18
-------	----	----------------	----	--------	--------	---------	---	------	------

WILLAMETTE TFRI Team Total 1.43

165 Randolph ODAC

▼ 25
LW: 140

Event	NQR	Athlete	Yr	Season Qual. Best	Date	Pl. Pts.	Bonus	TOTAL
-------	-----	---------	----	-------------------	------	----------	-------	-------

Scored bests come from CURRENT qualifying season

▶ 400m	49	Eric WEST	FR	48.20		4/27/24	0.025	0.00	0.03
--------	----	-----------	----	-------	--	---------	-------	------	------

▶ 800m	26	Cody THOMPSON	SR	1:51.17		4/13/24	0.9	0.32	1.22
--------	----	---------------	----	---------	--	---------	-----	------	------

▶ JAV	44	Jayden WATKINS	SO	56.68m	186-0	4/27/24	0.15	0.00	0.15
-------	----	----------------	----	--------	-------	---------	------	------	------

RANDOLPH TFRI Team Total 1.40

166 New Jersey City NJAC

▼ 32
LW: 134

Event	NQR	Athlete	Yr	Season Qual. Best	Date	Pl. Pts.	Bonus	TOTAL
-------	-----	---------	----	-------------------	------	----------	-------	-------

Scored bests come from CURRENT qualifying season

▶ 400H	25	Dave ETIENNE		53.46		4/13/24	0.95	0.31	1.26
--------	----	--------------	--	-------	--	---------	------	------	------

NEW JERSEY CITY TFRI Team Total 1.26

167 St. Lawrence Liberty League

▼ 4
LW: 163

Event	NQR	Athlete	Yr	Season Qual. Best	Date	Pl. Pts.	Bonus	TOTAL
-------	-----	---------	----	-------------------	------	----------	-------	-------

Scored bests come from CURRENT qualifying season

▶ 1500m	50	Nicholas LYNDACKER	SO	3:51.64		5/4/24	0.01	0.04	0.05
---------	----	--------------------	----	---------	--	--------	------	------	------

▶ 5000m	26	Nicholas LYNDACKER	SO	14:16.16		4/14/24	0.9	0.31	1.21
---------	----	--------------------	----	----------	--	---------	-----	------	------

ST. LAWRENCE TFRI Team Total 1.26



Only those who score >0.01 pts are shown

D denotes multiple-event rule in affect

MEN — 2024 Week #7, May 7

168 **Bard**
Liberty League

LW:

Scored bests come from CURRENT qualifying season

BARD TFR/ Team Total 1.16

169

Aurora

NACC

▲

28

LW: 197

LW: 197

Scored bests come from CURRENT qualifying season

49.53m	162-6	5/4/24	0.9	0.11	1.01
--------	-------	--------	-----	------	------

170 **Thomas (Maine)**
NAC

LW:

Scored bests come from CURRENT qualifying season

THOMAS (MAINE) TFR1 Team Total	1.16
---------------------------------------	-------------

171 **Illinois College** ▲ **2**
MWC LW: 173

LW: 173

Scored bests come from CURRENT qualifying season

ILLINOIS COLLEGE TFR1 Team Total 1.14

172 **Gustavus Adolphus**
MIAC

9
LW: 181

LW: 181

Scored bests come from CURRENT qualifying season

SLICK	SO	6,014	5/3/24	0.2	0.00	0.20
-------	----	-------	--------	-----	------	------

173 **King's College (Pa.)**
MAC

▼ 15
LW: 158

LW: 158

Scored bests come from CURRENT qualifying season

KING'S COLLEGE (PA.) TFRI Team Total	0.97
---	-------------

174 **Nazareth**
Empire 8

▼ 24
LW: 150

LW: 150

Scored bests come from CURRENT qualifying season

NAZARETH TFR/ Team Total 0.95

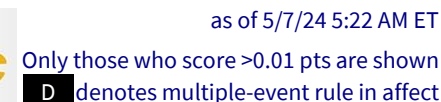
175 Capital
OAC

25
LW: 200

LW: 200

Scored bests come from CURRENT qualifying season

<i>CAPITAL TFRI Team Total</i>	0.90
---------------------------------------	-------------

**MEN — 2024 Week #7, May 7**

176 **SUNY Plattsburgh**
SUNYAC

▼ **19**
LW: 157

Scored bests come from CURRENT qualifying season

SUNY PLATTSBURGH TERI Team Total	0.86
---	-------------

177 Muskingum
OAC

▼ **10**
LW: 167

Scored bests come from CURRENT qualifying season

▶ SP	36	Tristan MAKOWSKI	SR	15.80m	51-10	4/6/24	0.4	0.00	0.40
------	----	------------------	----	--------	-------	--------	-----	------	------

MUSKINGUM TRI Team Total 0.85

178 **Misericordia**
MAC

33
LW: 211

Scored bests come from CURRENT qualifying season

7/200H	52	RICHARD DILLINGUS	TR 2255	(1.0)	5/1/21	0.0	0.25	0.00
MISERICORDIA TEP/ Team Total								0.85

MISERICORDIA TFRI Team Total 0.85

179 **Wabash**
NCAC

14
LW: 193

Scored bests come from CURRENT qualifying season

7-4400	33	Howie Steele, Nathan France, Haiden Diemer-McKinney, Will Neubauer	3/17/19	3/17/21	0.215	0.00	0.20
--------	----	--	---------	---------	-------	------	------

Player	Pos	Team	GP	PTS	REB	AST	STL	BLK	FT%	3P%	TS%
WABASH TERP Team Total			0	83							

180 **Anderson (Ind.)**
HCAC

▼ **18**
LW: 162

Scored bests come from CURRENT qualifying season

▶ HT	39	Michael SWEIGART	JR	54.95m	180-4	4/13/24	0.275	0.00	0.28
------	----	------------------	----	--------	-------	---------	-------	------	------

ANDERSON (IND.) TFR/ Team Total 0.78

181 Allegheny (Pa.)
PAC

22
LW: 203

Scored bests come from CURRENT qualifying season

Item	Unit	Quantity	Unit Price	Total Price	Unit Price	Total Price
ALLEGHENY/PA \ TERB Term Total				0.33		

ALLEGHENY (PA.) TFRI Team Total 0.77

182 Rhode Island College
Little East

13
LW: 195

Scored bests come from CURRENT qualifying season

HT	43	Shamus CHU HANE	IR	54.44m	178-8	4/13/24	0.175	0.00	0.18
----	----	-----------------	----	--------	-------	---------	-------	------	------

RHODE ISLAND COLLEGE TFR/ Team Total 0.72

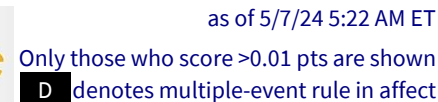
183 Saint Joseph's (Maine)

▼ 6
LW: 177

Scored bests come from CURRENT qualifying season

SAV	30	Dylan BICKEL	SR	38.91m	150 4	3/30/24	0.7	0.00	0.70
SAINT JOSEPH (MAINE) TERT									
Total									

SAINT JOSEPH'S (MAINE) TFR/ Team Total	0.70
---	-------------

**MEN — 2024 Week #7, May 7**

193 Scranton Landmark

▼ 9
LW: 184

Event	NQR	Athlete	Yr	Season Qual. Best	Date	Pl. Pts.	Bonus	TOTAL
Scored bests come from CURRENT qualifying season								
► JAV	35	Nicholas FRANCESCHELLI	FR	57.56m	188-10	4/20/24	0.45	0.00
SCRANTON TFRI Team Total								0.45

193 Virginia Wesleyan
ODAC

▼ 23
LW: 170

Event	NOR	Athlete	Yr	Season Qual. Best	Date	Pl. Pts.	Bonus	TOTAL	
Scored bests come from CURRENT qualifying season									
▶ 110H	36	Ja'marri HENDERSON	SO	14.69	(0.9)	4/13/24	0.4	0.00	0.40
▶ JAV	48	Carlos LAMOSO	SO	56.22m	184-6	4/27/24	0.05	0.00	0.05
VIRGINIA WESLEYAN TFRI Team Total									0.45

195 **Ramapo**
NJAC

▼ 26
LW: 169

Event	NQR	Athlete	Yr	Season Qual. Best	Date	Pl. Pts.	Bonus	TOTAL
Scored bests come from CURRENT qualifying season								
► 100m	38	Brandon BALCACER	JR	10.60w (2.5)	4/20/24	0.3	0.15	0.45
RAMAPO TFRI Team Total								0.45

196 **Augsburg**
MIAC

▼ 9
LW: 187

Event	NQR	Athlete	Yr	Season Qual. Best	Date	Pl. Pts.	Bonus	TOTAL
Scored bests come from CURRENT qualifying season								
► 5000m	50	Mohammed BATI	SO	14:28.17	5/1/24	0.01	0.00	0.01
► 10,000m	36	Mohammed BATI	SO	30:10.37	4/20/24	0.4	0.01	0.41
AUGSBURG TFRI Team Total								0.42

197 **McDaniel**
Centennial

16
LW: 213

Event	NQR	Athlete	Yr	Season Qual. Best	Date	Pl. Pts.	Bonus	TOTAL	
Scored bests come from CURRENT qualifying season									
► LJ	38	Alex BROWN	SO	7.09mw	23-3¼ (3.1)	4/13/24	0.3	0.00	0.30
MCDANIEL TFRI Team Total									0.30

198 UW-Superior
UMAC

LW:

Event	NQR	Athlete	Yr	Season Qual. Best	Date	Pl. Pts.	Bonus	TOTAL
Scored bests come from CURRENT qualifying season								
► SP	39	Nate OHMAN	SR	15.74m 51-7¾	5/4/24	0.275	0.00	0.28
UW-SUPERIOR TFRI Team Total								0.28

199 **Stevens**
MAC

LW:

Event	NQR	Athlete	Yr	Season Qual. Best	Date	Pl. Pts.	Bonus	TOTAL
Scored bests come from CURRENT qualifying season								
► DEC	41	Brandon KIEFER	SO	6,024	5/4/24	0.225	0.00	0.23
STEVENS TFRI Team Total								0.23

199 Univ. of the South
SAA

4
LW: 195

Event	NQR	Athlete	Yr	Season Qual. Best	Date	Pl. Pts.	Bonus	TOTAL
Scored bests come from CURRENT qualifying season								
► JAV	41	Andrew NOBLET	FR	57.13m	187-5	4/27/24	0.225	0.00
UNIV. OF THE SOUTH TFRI Team Total								0.23

201 **Defiance**
HCAC

▼ 29
LW: 172

Event	NQR	Athlete	Yr	Season Qual. Best	Date	Pl. Pts.	Bonus	TOTAL
Scored bests come from CURRENT qualifying season								
► 400H	42	Tawon CANNON	JR	54.06	4/13/24	0.2	0.00	0.20
DEFIANCE TFRI Team Total								0.20

201 **Hartford**
CCC

▼ 26
LW: 175

Event	NQR	Athlete	Yr	Season Qual. Best	Date	Pl. Pts.	Bonus	TOTAL
Scored bests come from CURRENT qualifying season								
► LJ	42	Christopher HERGOTT	FR	7.08m	23-2¾ (0.0)	4/13/24	0.2	0.00
HARTFORD TFRI Team Total								0.20



Only those who score >0.01 pts are shown

D denotes multiple-event rule in affect

MEN — 2024 Week #7, May 7

201 **Lewis & Clark**
NWC

▼ **15**
LW: 186

Scored bests come from CURRENT qualifying season

LEWIS & CLARK TFR/ Team Total 0.20

201 Springfield (Mass.)
NEWMAC

▼ 27
LW: 174

Scored bests come from CURRENT qualifying season

SPRINGFIELD (MASS.) TFRI Team Total 0.20

205 **Wentworth (Mass.)**
CCC

LW:

Scored bests come from CURRENT qualifying season

WENTWORTH (MASS.) TFR1 Team Total 0.18

206 Minnesota Morris UMAC

3
LW: 209

Scored bests come from CURRENT qualifying season

MINNESOTA MORRIS TFRI Team Total 0.13

206 **SUNY Oneonta**
SUNYAC

▲ 7
LW: 213

Scored bests come from CURRENT qualifying season

SUNY ONEONTA TFR/ Team Total 0.13

208 Birmingham-Southern

▼ 17
LW: 191

Scored bests come from CURRENT qualifying season

BIRMINGHAM-SOUTHERN TFR Team Total 0.10

209 **Methodist**
USA South

6
LW: 203

Scored bests come from CURRENT qualifying season

METHODIST TFR1 Team Total 0.08

210 Westminster (Pa.)
PAC

▼ 22
LW: 188

Scored bests come from CURRENT qualifying season

WESTMINSTER (PA.) TFRI Team Total 0.05

211 Washington & Jefferson
PAC

21
LW: 190

Scored bests come from CURRENT qualifying season

WASHINGTON & JEFFERSON TFRI Team Total 0.03



USTFCCCA NCAA Division III Outdoor Track & Field

National TFRI Team Summary



as of 5/7/24 5:22 AM ET

Only those who score >0.01 pts are shown
D denotes multiple-event rule in affect

MEN — 2024 Week #7, May 7

211 Westfield State

MASCAC

LW:

Event	NQR	Athlete	Yr	Season Qual. Best	Date	Pl. Pts.	Bonus	TOTAL
-------	-----	---------	----	-------------------	------	----------	-------	-------

Scored bests come from CURRENT qualifying season

► JAV	49	Shane CLARK	SR	56.05m	183-11	5/3/24	0.025	0.00	0.03
-------	----	-------------	----	--------	--------	--------	-------	------	------

WESTFIELD STATE TFRI Team Total 0.03

213 FDU Florham

MAC

▼ 15

LW: 198

Event	NQR	Athlete	Yr	Season Qual. Best	Date	Pl. Pts.	Bonus	TOTAL
-------	-----	---------	----	-------------------	------	----------	-------	-------

Scored bests come from CURRENT qualifying season

► LJ	50	Ibrahim FALL	SO	7.05m	23-1¾ (-0.6)	4/19/24	0.01	0.00	0.01
------	----	--------------	----	-------	--------------	---------	------	------	------

FDU FLORHAM TFRI Team Total 0.01

213 Wesleyan (Conn.)

NESCAC

LW:

Event	NQR	Athlete	Yr	Season Qual. Best	Date	Pl. Pts.	Bonus	TOTAL
-------	-----	---------	----	-------------------	------	----------	-------	-------

Scored bests come from CURRENT qualifying season

► 800m	50	Nathan FOGARTY	JR	1:52.48	5/3/24	0.01	0.00	0.01
--------	----	----------------	----	---------	--------	------	------	------

WESLEYAN (CONN.) TFRI Team Total 0.01