



Only those who score >0.01 pts are shown

D denotes multiple-event rule in affect

WOMEN — 2024 Week #5, April 23

LSU
SEC

unch

LW: 1

Event	NQR	Athlete	Yr	Season Qual. Best	Date	Pl. Pts.	Bonus	TOTAL
Scored bests come from CURRENT qualifying season								
► 100m	2	Brianna LYSTON	SO	10.84w (2.2)	4/20/24	28	3.05	31.05
► 100m	4	Thelma DAVIES	SR	10.98w (2.6)	3/30/24	24	1.84	25.84
► 100m	12	Tima GODBLESS	FR	11.14w (3.4)	3/30/24	9	0.87	9.87
► 100H	7	Leah PHILLIPS	SR	12.92 (1.1)	4/13/24	18	1.19	19.19
► 100H	11	Shani'a BELLAMY	SR	12.98w (2.2)	3/23/24	10	0.88	10.88
► 100H	38	Sydney CLEMENS	SR	13.24 (1.6)	4/20/24	0.3	0.06	0.36
► 100H	45	Alia ARMSTRONG	SR	13.29 (0.5)	4/20/24	0.125	0.00	0.13
► 200m	1	Brianna LYSTON	SO	22.35w (2.8)	4/20/24	30	3.20	33.20
► 200m	4	Thelma DAVIES	SR	22.64w (2.2)	3/23/24	24	1.83	25.83
► 200m	25	Aniyah BIGAM	FR	23.07w (2.8)	4/20/24	0.95	0.34	1.29
► 200m	33	Leah PHILLIPS	SR	23.15w (2.8)	4/20/24	0.55	0.21	0.76
► 200m	36	Tima GODBLESS	FR	23.16w (2.2)	3/30/24	0.4	0.20	0.60
► 200m	50	Ella ONOJUVWEVWO	SO	23.28w (2.8)	4/20/24	0.01	0.02	0.03
► 400m	9	Ella ONOJUVWEVWO	SO	51.32	4/13/24	14	1.03	15.03
► 400H	8	Shani'a BELLAMY	SR	56.23	4/13/24	16	1.37	17.37
► 400H	10	Leah PHILLIPS	SR	56.50	3/30/24	12	1.03	13.03
► 400H	16	Garriel WHITE	JR	56.88	4/20/24	5	0.63	5.63
► 800m	1	Michaela ROSE	JR	1:58.37	4/13/24	30	4.13	34.13
► 800m	19	Lorena RANGEL BATRES	SR	2:03.00	3/30/24	3.5	0.43	3.93
► 1500m	19	Lorena RANGEL BATRES	SR	4:11.63	4/13/24	3.5	0.55	4.05
► 1500m	26	Michaela ROSE	JR	4:12.88	3/30/24	0.9	0.35	1.25
► 10,000m	12	Ella CHESNUT	SO	32:46.56	3/30/24	9	0.86	9.86
► 4x100	2	Aniyah Bigam, Tima Godbless, Brianna Lyston, Thelma Davies		43.05	4/13/24	28	3.10	31.10
► 4x400	9	Ella Onojuvwevwo, Oghenefejiro Praise, Garriel White, Shani'a Bellamy		3:30.39	4/13/24	14	1.47	15.47
► HJ	18	Morgan SMALLS	SR	1.80m 5-10¾	3/30/24	4	0.33	4.33
► LJ	8	Morgan SMALLS	SR	6.57mw 21-6¾ (2.3)	3/30/24	16	1.35	17.35
► TJ	29	Taylor FINGERS	FR	12.94m 42-5½ (1.9)	4/13/24	0.75	0.18	0.93
► DISC	24	Estel VALEANU	SR	56.89m 186-8	4/20/24	1	0.17	1.17
► JAV	7	Trinity SPOONER	FR	55.24m 181-3	4/20/24	18	1.52	19.52
► JAV	36	Alexis GUILLORY	FR	50.21m 164-9	3/16/24	0.4	0.00	0.40
LSU TFRI Team Total								353.58

Arkansas

SEC

1

LW: 3

Event	NQR	Athlete	Yr	Season Qual. Best	Date	Pl. Pts.	Bonus	TOTAL
Scored bests come from CURRENT qualifying season								
► 200m	6	Kaylyn BROWN	FR	22.77 (-1.8)	4/13/24	20	1.22	21.22
► 200m	8	Rosaline EFFIONG	JR	22.78 (0.9)	4/19/24	16	1.18	17.18
► 200m	46	Ariane LINTON	SO	23.26 (0.9)	4/19/24	0.1	0.05	0.15
► 400m	1	Kaylyn BROWN	FR	49.95	4/13/24	30	3.17	33.17
► 400m	3	Amber ANNING	SR	50.08	4/13/24	26	2.92	28.92
► 400m	4	Nickisha PRYCE	JR	50.13	4/13/24	24	2.82	26.82
► 400m	28	Rosaline EFFIONG	JR	52.23	4/13/24	0.8	0.26	1.06
► 400m	41	Aaliyah PYATT	JR	52.64	4/19/24	0.225	0.02	0.24
► 400H	2	Rachel GLENN	SO	54.91	4/13/24	28	3.77	31.77
► 800m	31	Sanu JALLOW	SO	2:03.58	4/13/24	0.65	0.26	0.91
► 1500m	39	Mia COCHRAN	SO	4:15.46	4/19/24	0.275	0.00	0.28
► 1500m	50	Tiana LOSTRACCO	JR	4:16.35	4/13/24	0.01	0.00	0.01
► Steeple	8	Laura TABORDA	SR	9:54.71	3/30/24	16	1.11	17.11
► 5000m	6	Sydney THORVALDSON	JR	15:25.07	4/13/24	20	1.52	21.52
► 10,000m	5	Sydney THORVALDSON	JR	32:36.47	3/30/24	22	1.36	23.36
► 10,000m	35	Paityn NOE	FR	33:11.74	4/13/24	0.45	0.14	0.59
► 4x100	3	Ariane Linton, Rosaline Effiong, Kaylyn Brown, Amber Anning		43.13	4/13/24	26	2.81	28.81
► 4x400	1	Amber Anning, Kaylyn Brown, Rachel Glenn, Aaliyah Pyatt		3:26.10	4/13/24	30	4.57	34.57
► HJ	50	Sydney BILLINGTON	JR	1.76m 5-9¼	4/6/24	0.01	0.00	0.01
► PV	16	Marin CHAMBERLIN	SR	4.26m 13-11¾	4/19/24	5	0.32	5.32
► PV	38	Hannah ESTES	FR	4.18m 13-8½	3/30/24	0.3	0.00	0.30
► LJ	33	Nia ROBINSON	JR	6.36m 20-10½ (-0.3)	4/19/24	0.55	0.00	0.55
ARKANSAS TFRI Team Total								293.86



USTFCCA NCAA Division I Outdoor Track & Field National TFRI Team Summary



as of 4/23/24 7:23 AM ET

Only those who score >0.01 pts are shown
D denotes multiple-event rule in affect

WOMEN — 2024 Week #5, April 23

3

Texas A&M
SEC



1

LW: 2

Event	NQR	Athlete	Yr	Season Qual. Best	Date	Pl. Pts.	Bonus	TOTAL
Scored bests come from CURRENT qualifying season								
▶ 100m	7	Semira KILLEBREW	JR	11.12w (2.6)	3/30/24	18	0.98	18.98
▶ 100m	36	Camryn DICKSON	SO	11.31 (0.8)	3/23/24	0.4	0.15	0.55
▶ 100H	13	Jaiya COVINGTON	SO	12.99w (3.6)	4/6/24	8	0.83	8.83
▶ 100H	22	Jasmine HARMON	FR	13.13w (3.6)	4/6/24	2	0.33	2.33
▶ 200m	14	Camryn DICKSON	SO	22.93 (1.3)	3/30/24	7	0.67	7.67
▶ 400m	6	Jermaisha ARNOLD	JR	50.86	4/13/24	20	1.60	21.60
▶ 400m	29	Jaydan WOOD	JR	52.28	4/13/24	0.75	0.23	0.98
▶ 400H	27	Nissi KABONGO	SR	57.49	3/30/24	0.85	0.28	1.13
▶ 800m	17	Bailey GOGGANS	JR	2:02.86	4/13/24	4.5	0.47	4.97
▶ Steeple	41	Kennady FONTENOT	FR	10:18.59	4/6/24	0.225	0.00	0.23
▶ 4x100	29	Semira Killebrew, Camryn Dickson, Laila Hackett, Leeah Burr		44.38	3/30/24	0.75	0.00	0.75
▶ 4x400	4	Kennedy Wade, Jaydan Wood, Camryn Dickson, Jermaisha Arnold		3:29.03	4/13/24	24	2.44	26.44
▶ HJ	1	Lamara DISTIN	SR	1.96m 6-5	4/6/24	30	4.64	34.64
▶ HJ	18	Nissi KABONGO	SR	1.80m 5-10¾	3/30/24	4	0.33	4.33
▶ HJ	24	Timara CHAPMAN	SR	1.79m 5-10½	4/6/24	1	0.21	1.21
▶ PV	8	Heather ABADIE	JR	4.36m 14-3¾	4/6/24	16	1.18	17.18
▶ LJ	17	Joniar THOMAS	SR	6.45m 21-2 (0.8)	3/29/24	4.5	0.42	4.92
▶ LJ	22	Timara CHAPMAN	SR	6.44mw 21-1½ (3.4)	4/5/24	2	0.37	2.37
▶ DISC	8	Abigail MARTIN	FR	59.44m 195-0	4/6/24	16	1.11	17.11
▶ DISC	34	Carlie WEISER	FR	54.62m 179-3	4/20/24	0.5	0.00	0.50
▶ JAV	2	Lianna DAVIDSON	JR	57.28m 187-11	3/16/24	28	2.90	30.90
▶ JAV	8	Katelyn FAIRCHILD	JR	54.87m 180-0	3/23/24	16	1.30	17.30
▶ JAV	29	Mckenzie FAIRCHILD	FR	51.10m 167-8	4/6/24	0.75	0.00	0.75
▶ HEPT	1	Timara CHAPMAN	SR	6,219	4/6/24	30	4.07	34.07
▶ HEPT	4	Joniar THOMAS	JR	5,914	4/6/24	24	1.97	25.97

TEXAS A&M TFRI Team Total 285.71

4

Oregon
Pac-12



1

LW: 5

Event	NQR	Athlete	Yr	Season Qual. Best	Date	Pl. Pts.	Bonus	TOTAL
Scored bests come from CURRENT qualifying season								
▶ 100m	16	Jadyn MAYS	SR	11.19 (-0.4)	4/20/24	5	0.59	5.59
▶ 100H	5	Aaliyah MCCORMICK	SO	12.81 (1.8)	4/20/24	22	1.98	23.98
▶ 200m	10	Jadyn MAYS	SR	22.85 (0.8)	4/6/24	12	0.92	12.92
▶ 400H	13	Shana GREBO	JR	56.71	4/20/24	8	0.79	8.79
▶ 800m	24	Klaudia KAZIMIERSKA	SO	2:03.28	4/20/24	1	0.35	1.35
▶ 800m	42	Ella NELSON	JR	2:04.22	4/13/24	0.2	0.08	0.28
▶ 1500m	6	Klaudia KAZIMIERSKA	SO	4:08.43	4/13/24	20	1.83	21.83
▶ 1500m	10	Maddy ELMORE	SO	4:09.36	4/13/24	12	1.39	13.39
▶ 1500m	12	Silan AYYILDIZ	SO	4:10.52	4/20/24	9	0.86	9.86
▶ Steeple	12	Katie CLUTE	FR	9:59.06	4/13/24	9	0.74	9.74
▶ 5000m	2	Maddy ELMORE	SO	15:15.79	3/30/24	28	2.54	30.54
▶ 5000m	3	Silan AYYILDIZ	SO	15:15.84	4/13/24	26	2.53	28.53
▶ 10,000m	20	Anika THOMPSON	JR	32:54.97	3/30/24	3	0.56	3.56
▶ 4x100	10	Lily Jones, Jadyn Mays, Shana Grebo, Alexa Rossum		43.63	4/20/24	12	1.06	13.06
▶ 4x400	26	Shana Grebo, Ella Clayton, Katriina Wright, Shaniya Hall		3:35.13	4/6/24	0.9	0.00	0.90
▶ LJ	23	Alysah HICKEY	SR	6.43m 21-1¼ (1.5)	4/20/24	1.5	0.32	1.82
▶ SP	1	Jaida ROSS	JR	19.71m 64-8	4/6/24	30	5.87	35.87
▶ DISC	13	Jaida ROSS	JR	58.31m 191-4	4/6/24	8	0.60	8.60
▶ DISC	39	Shelby MORAN	SR	54.28m 178-1	4/6/24	0.275	0.00	0.28
▶ HT	7	Shelby MORAN	SR	67.87m 222-8	4/13/24	18	1.86	19.86
▶ JAV	27	Kohana NAKATO	JR	51.27m 168-3	4/13/24	0.85	0.03	0.88
▶ HEPT	13	Taylor CHOCEK	JR	5,688	4/20/24	8	0.94	8.94

OREGON TFRI Team Total 260.56



USTFCCA NCAA Division I Outdoor Track & Field National TFRI Team Summary



as of 4/23/24 7:23 AM ET

Only those who score >0.01 pts are shown
D denotes multiple-event rule in affect

WOMEN — 2024 Week #5, April 23

5

South Carolina SEC

▲ 1
LW: 6

Event	NQR	Athlete	Yr	Season Qual. Best	Date	Pl. Pts.	Bonus	TOTAL
Scored bests come from CURRENT qualifying season								
▶ 100m	5	Cynteria JAMES	FR	11.01 (1.7)	3/23/24	22	1.61	23.61
▶ 100m	25	Zaya AKINS	FR	11.26 (1.7)	3/23/24	0.95	0.28	1.23
▶ 200m	2	JaMeesia FORD	FR	22.37 (0.9)	3/30/24	28	3.11	31.11
▶ 200m	3	Jayla JAMISON	JR	22.58 (0.9)	3/30/24	26	2.11	28.11
▶ 200m	9	Aalliyah FRANCIS	SO	22.82w (3.1)	4/13/24	14	1.01	15.01
▶ 200m	21	Cynteria JAMES	FR	22.99w (3.1)	4/13/24	2.5	0.49	2.99
▶ 200m	33	Zaya AKINS	FR	23.15w (3.2)	3/16/24	0.55	0.21	0.76
▶ 400m	5	JaMeesia FORD	FR	50.81	4/13/24	22	1.67	23.67
▶ 400m	23	Zaya AKINS	FR	52.14	4/13/24	1.5	0.32	1.82
▶ 400m	31	Jahnile REGISTRE	JR	52.35	4/13/24	0.65	0.19	0.84
▶ 800m	9	Judy KOSGEI	FR	2:01.66	3/30/24	14	1.22	15.22
▶ 800m	15	Sylvia CHELANGAT	SO	2:02.73	4/19/24	6	0.53	6.53
▶ 1500m	2	Judy KOSGEI	FR	4:07.65	4/19/24	28	2.20	30.20
▶ Steeple	14	Teresa CHEROTICH	FR	10:01.61	4/19/24	7	0.55	7.55
▶ 4x100	4	Jayla Jamison, Cynteria James, Zaya Akins, JaMeesia Ford		43.25	4/13/24	24	2.37	26.37
▶ 4x400	3	Aalliyah Francis, Jayla Jamison, Sylvia Chelangat, JaMeesia Ford		3:28.57	3/30/24	26	2.77	28.77
▶ DISC	46	Ella LUCAS	FR	53.35m 175-1	3/16/24	0.1	0.00	0.10

SOUTH CAROLINA TFRI Team Total 243.89

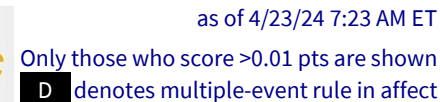
6

Illinois Big Ten

▼ 2
LW: 4

Event	NQR	Athlete	Yr	Season Qual. Best	Date	Pl. Pts.	Bonus	TOTAL
Scored bests come from CURRENT qualifying season								
▶ 100m	45	Azariyah BRYANT	SO	11.34 (1.6)	3/30/24	0.125	0.06	0.19
▶ 200m	15	Jessica MCDOWELL	SR	22.95w (2.9)	4/13/24	6	0.61	6.61
▶ 200m	31	Sophia BECKMON	FR	23.13w (2.9)	4/13/24	0.65	0.24	0.89
▶ 400m	11	Jessica MCDOWELL	SR	51.41	3/30/24	10	0.92	10.92
▶ 1500m	44	Halle HILL	JR	4:15.86	4/20/24	0.15	0.00	0.15
▶ 4x100	12	Asia Thomas, Sophia Beckmon, Jessica McDowell, Tacoria Humphrey		43.78	4/20/24	9	0.70	9.70
▶ HJ	3	Bara SAJDOKOVA	JR	1.90m 6-2¾	3/30/24	26	2.54	28.54
▶ HJ	4	Rose YEBOAH	JR	1.87m 6-1½	4/20/24	24	1.62	25.62
▶ HJ	40	Taylor BEARD	JR	1.77m 5-9¾	3/16/24	0.25	0.00	0.25
▶ PV	7	Tori THOMAS	JR	4.37m 14-4	4/13/24	18	1.29	19.29
▶ PV	31	Mia MORELLO	SO	4.20m 13-9¾	3/16/24	0.65	0.00	0.65
▶ LJ	2	Tacoria HUMPHREY	JR	6.73mw 22-1 (2.6)	4/13/24	28	3.45	31.45
▶ LJ	4	Elizabeth NDUDI	FR	6.68m 21-11 (1.9)	4/13/24	24	2.71	26.71
▶ LJ	5	Darja SOPOVA	JR	6.64m 21-9½ (1.9)	4/13/24	22	2.12	24.12
▶ TJ	4	Darja SOPOVA	JR	13.37m 43-10½ (0.6)	4/13/24	24	1.50	25.50
▶ HT	2	Amber SIMPSON	SR	70.21m 230-4	4/13/24	28	3.39	31.39

ILLINOIS TFRI Team Total 242.00



7 Florida SEC

unch
LW: 7

8 Georgia SEC

unch
LW: 8

Event	NQR	Athlete	Yr	Season Qual. Best	Date	Pl. Pts.	Bonus	TOTAL
Scored bests come from CURRENT qualifying season								
▶ 100m	6	Kaila JACKSON	SO	11.10 (1.6)	4/13/24	20	1.10	21.10
▶ 100H	38	Bella WITT	JR	13.24w (2.1)	4/13/24	0.3	0.06	0.36
▶ 200m	18	Autumn WILSON	SO	22.98 (-1.8)	4/13/24	4	0.52	4.52
▶ 200m	23	Aaliyah BUTLER	SO	23.05 (1.0)	3/23/24	1.5	0.37	1.87
▶ 400m	2	Aaliyah BUTLER	SO	50.05	4/13/24	28	2.97	30.97
▶ 400m	22	Kimberly HARRIS	SR	52.12	4/20/24	2	0.33	2.33
▶ 400m	48	Haley TATE	SO	52.83	4/13/24	0.05	0.00	0.05
▶ 400H	17	Dominique MUSTIN	SR	56.99	4/20/24	4.5	0.57	5.07
▶ 400H	29	Zoe POLLOCK	SR	57.54	3/23/24	0.75	0.25	1.00
▶ 4x100	5	Kaila Jackson, Autumn Wilson, Kimberly Harris, Aaliyah Butler		43.26	4/13/24	22	2.33	24.33
▶ 4x400	7	Haley Tate, Aaliyah Butler, Dominique Mustin, Kimberly Harris		3:30.23	4/13/24	18	1.58	19.58
▶ HJ	2	Elena KULICHENKO	JR	1.93m 6-4	3/30/24	28	3.59	31.59
▶ SP	5	Kelsie MURRELL-ROSS	JR	18.33m 60-1¾	3/30/24	22	1.96	23.96
▶ HT	8	Stephanie RATCLIFFE	JR	67.06m 220-0	4/20/24	16	1.43	17.43
▶ JAV	32	Erin MCENIMAN	SR	50.49m 165-8	3/30/24	0.6	0.00	0.60
▶ HEPT	48	Ella RUSH	SO	5,180	4/6/24	0.05	0.00	0.05
GEORGIA TFRI Team Total								184.81



Only those who score >0.01 pts are shown

D denotes multiple-event rule in affect

WOMEN — 2024 Week #5, April 23

9 Texas Tech

unch
LW: 9

Event	NQR	Athlete	Yr	Season Qual. Best	Date	Pl. Pts.	Bonus	TOTAL
Scored bests come from CURRENT qualifying season								
► 100m	7	Rosemary CHUKWUMA	SR	11.12 (1.6)	4/13/24	18	0.98	18.98
► 100m	10	Alyssa COLBERT	JR	11.13 (1.6)	3/30/24	12	0.93	12.93
► 100m	24	Serena CLARK	JR	11.25w (2.6)	3/30/24	1	0.31	1.31
► 100H	34	Destiny SMITH	JR	13.22w (2.7)	3/30/24	0.5	0.10	0.60
► 100H	41	Naomi KREBS	SO	13.28c (13.24A) (1.6)	3/23/24	0.225	0.00	0.23
► 200m	28	Rosemary CHUKWUMA	SR	23.10w (2.3)	3/30/24	0.8	0.29	1.09
► 400H	34	Magi' HARRIS	SO	57.94	4/13/24	0.5	0.02	0.52
► 5000m	7	Juliet CHERUBET	FR	15:25.71	4/13/24	18	1.47	19.47
► 4x100	8	Rosemary Chukwuma, Success Umukoro, Alyssa Colbert, Serena Clark		43.35	4/13/24	16	2.00	18.00
► 4x400	33	Zariere Dumas, Success Umukoro, Serena Clark, Kayla Jones		3:36.08	4/13/24	0.55	0.00	0.55
► HJ	4	Temitope ADESHINA	FR	1.87m 6-1½	3/30/24	24	1.62	25.62
► HJ	24	Claire LOWREY	FR	1.79mA 5-10½	3/23/24	1	0.21	1.21
► PV	16	Mackenzie HAYWARD	SR	4.26mA 13-11¾	3/23/24	5	0.32	5.32
► PV	16	Kashlee DICKINSON	FR	4.26mA 13-11¾	3/23/24	5	0.32	5.32
► LJ	40	Ruta LASMANE	SR	6.28mw 20-7¼ (2.8)	4/20/24	0.25	0.00	0.25
► TJ	1	Ruta LASMANE	SR	13.88mw 45-6½ (2.5)	3/27/24	30	4.64	34.64
► TJ	3	Anne-Suzanna FOSTHER-KATTA	SR	13.59mw 44-7 (2.1)	4/13/24	26	2.76	28.76
► TJ	29	Grace OSHIOKPU	FR	12.94m 42-5½ (2.0)	3/27/24	0.75	0.18	0.93
► TJ	32	Tamiah WASHINGTON	FR	12.92mw 42-4¾ (2.9)	3/22/24	0.6	0.13	0.73
► SP	50	Field GATLIN	SR	16.10m 52-10	3/30/24	0.01	0.00	0.01
► DISC	18	Zoe BURLESON	JR	57.48m 188-7	4/6/24	4	0.35	4.35
► JAV	50	Leah HOWARD	FR	48.69mA 159-9	3/23/24	0.01	0.00	0.01
TEXAS TECH TFRI Team Total								180.83

10 Tennessee SEC

unch
LW: 10

Event	NQR	Athlete	Yr	Season Qual. Best	Date	Pl. Pts.	Bonus	TOTAL
Scored bests come from CURRENT qualifying season								
▶ 100m	1	Jacious SEARS	SR	10.77 (1.6)	4/13/24	30	3.67	33.67
▶ 100m	26	Dennisha PAGE	SR	11.27 (1.7)	4/6/24	0.9	0.26	1.16
▶ 100m	36	Joella LLOYD	SR	11.31 (0.6)	3/30/24	0.4	0.15	0.55
▶ 100H	36	Layla ANDERSON	SO	13.23 (1.4)	4/20/24	0.4	0.08	0.48
▶ 100H	45	Kiara SMITH	SR	13.29 (0.9)	4/13/24	0.125	0.00	0.13
▶ 200m	5	Dennisha PAGE	SR	22.70 (-1.8)	4/13/24	22	1.55	23.55
▶ 200m	12	Brianna WHITE	FR	22.91w (3.5)	4/13/24	9	0.73	9.73
▶ 400m	8	Javonya VALCOURT	SO	51.15	4/13/24	16	1.24	17.24
▶ 400m	18	Brianna WHITE	FR	51.86	4/6/24	4	0.49	4.49
▶ 400H	5	Kyla ROBINSON-HUBBARD	SR	55.98	4/13/24	22	1.82	23.82
▶ Steeple	38	Kayla GHOLAR	JR	10:17.36	4/19/24	0.3	0.00	0.30
▶ 5000m	31	Emily COVERT	SR	15:48.29	4/19/24	0.65	0.21	0.86
▶ 5000m	48	Rachel SUTLIFF	JR	15:55.48	4/19/24	0.05	0.00	0.05
▶ 4x100	1	Jacious Sears, Dennisha Page, Joella Lloyd, Jonah Ross		42.98	3/30/24	30	3.36	33.36
▶ 4x400	5	Javonya Valcourt, Brianna White, Dajour Miles, Kyla Robinson-Hubbard		3:29.30	3/16/24	22	2.24	24.24
▶ PV	42	Sarah SCHMITT	JR	4.15m 13-7¼	3/16/24	0.2	0.00	0.20
TENNESSEE TFRI Team Total								173.82

TENNESSEE TFRI Team Total 173.82



Only those who score >0.01 pts are shown

D denotes multiple-event rule in affect

WOMEN — 2024 Week #5, April 23

11 Ole Miss SEC

unch
LW: 11

Event	NQR	Athlete	Yr	Season Qual. Best	Date	Pl. Pts.	Bonus	TOTAL
Scored bests come from CURRENT qualifying season								
▶ 100m	3	McKenzie LONG	SR	10.89w (2.6)	3/30/24	26	2.62	28.62
▶ 100m	14	Jahniya BOWERS	SR	11.15 (-0.2)	4/13/24	7	0.82	7.82
▶ 200m	33	Gabrielle MATTHEWS	SO	23.15 (2.0)	3/30/24	0.55	0.21	0.76
▶ 400H	14	Gabrielle MATTHEWS	SO	56.72	4/13/24	7	0.77	7.77
▶ 10,000m	47	Skylar BOOGERD	SR	33:24.12	3/30/24	0.075	0.00	0.08
▶ 4x100	6	Jahniya Bowers, McKenzie Long, Gabrielle Matthews, Akilah Lewis		43.31	4/13/24	20	2.15	22.15
▶ SP	3	Jalani DAVIS	SR	18.54m 60-10	3/30/24	26	2.54	28.54
▶ SP	14	Akaoma ODELUGA	FR	17.37m 57-0	4/6/24	7	0.62	7.62
▶ SP	24	Jasmine MITCHELL	SR	16.92m 55-6¼	3/30/24	1	0.17	1.17
▶ SP	34	Mensi STIFF	FR	16.45m 53-11¾	4/6/24	0.5	0.00	0.50
▶ DISC	17	Jalani DAVIS	SR	57.54m 188-10	3/30/24	D 2	0.37	2.37
▶ HT	4	Jasmine MITCHELL	SR	69.37m 227-7	4/6/24	24	2.74	26.74
▶ HT	5	Jalani DAVIS	SR	68.78m 225-8	4/6/24	22	2.35	24.35
▶ HT	37	Skylar SOLI	FR	61.61m 202-2	3/30/24	0.35	0.00	0.35
OLE MISS TFRI Team Total								158.82

12 Nebraska Big Ten

unch
LW: 12

Event	NQR	Athlete	Yr	Season Qual. Best	Date	Pl. Pts.	Bonus	TOTAL
Scored bests come from CURRENT qualifying season								
► 100m	47	Darby THOMAS	SR	11.35w (2.3)	3/30/24	0.075	0.04	0.11
► LJ	28	Lishanna ILVES	JR	6.40m 21-0 (0.3)	4/5/24	0.8	0.17	0.97
► LJ	29	Velecia WILLIAMS	JR	6.39m 20-11¾ (0.0)	4/20/24	0.75	0.12	0.87
► LJ	48	Ashley MCELMURRY	SR	6.23m 20-5¼ (0.0)	3/30/24	0.05	0.00	0.05
► TJ	5	Rhianna PHIPPS	JR	13.36m 43-10 (1.1)	3/30/24	22	1.46	23.46
► TJ	7	Ashley MCELMURRY	SR	13.33m 43-8¾ (-0.2)	4/6/24	18	1.33	19.33
► TJ	41	Lotavia BROWN	SR	12.83m 42-1¼ (0.0)	3/29/24	0.225	0.00	0.23
► SP	2	Axelina JOHANSSON	JR	18.82m 61-9	4/20/24	28	3.33	31.33
► SP	12	Mine DE KLERK	JR	17.49m 57-4¾	4/6/24	9	0.74	9.74
► SP	19	Amelia FLYNT	SO	17.09m 56-1	3/30/24	3.5	0.34	3.84
► SP	40	Kalynn MEYER	JR	16.36m 53-8¾	4/6/24	0.25	0.00	0.25
► DISC	31	Mine DE KLERK	JR	55.17m 181-0	3/30/24	0.65	0.00	0.65
► DISC	35	Kalynn MEYER	JR	54.60m 179-2	4/20/24	0.45	0.00	0.45
► HT	25	Hillevi CARLSSON	SO	62.87m 206-3	4/6/24	0.95	0.11	1.06
► HT	35	Cammy GARABIAN	SR	61.68m 202-5	4/20/24	0.45	0.00	0.45
► JAV	1	Rhema OTABOR	SR	58.47m 191-10	4/6/24	30	3.95	33.95
► JAV	11	Eniko SARA	JR	54.23m 177-11	3/30/24	10	0.94	10.94
► JAV	13	Mirta KULISIC	SR	53.41m 175-3	4/6/24	8	0.69	8.69
► JAV	14	Emmanuela CASADEI	JR	53.35m 175-1	4/6/24	7	0.67	7.67
NEBRASKA TFRI Team Total								154.04



Only those who score >0.01 pts are shown

D denotes multiple-event rule in affect

WOMEN — 2024 Week #5, April 23

13 **Texas**
Big 12

unch
LW: 13

TEXAS TFRI Team Total 128.73

14 Notre Dame

28
LW: 42

NOTRE DAME TFR! Team Total 119.47

15 **Alabama**
SEC

▲ 9
LW: 24

ALABAMA TFERI Team Total 107.10

16 Oklahoma

19
LW: 35

OKLAHOMA TFRI Team Total 105.68



Only those who score >0.01 pts are shown

D denotes multiple-event rule in affect

WOMEN — 2024 Week #5, April 23

Harvard
Ivy League



Event	NQR	Athlete	Yr	Season Qual. Best	Date	Pl. Pts.	Bonus	TOTAL
Scored bests come from CURRENT qualifying season								
▶ 400m	25	Victoria BOSSONG	JR	52.16	4/20/24	0.95	0.30	1.25
▶ 400H	31	Chloe FAIR	SO	57.78	3/30/24	0.65	0.11	0.76
▶ 800m	4	Victoria BOSSONG	JR	2:00.92	3/30/24	24	1.86	25.86
▶ 800m	8	Sophia GORRIARAN	FR	2:01.60	4/19/24	16	1.27	17.27
▶ 1500m	1	Maia RAMSDEN	JR	4:07.30	4/19/24	30	2.37	32.37
▶ 5000m	23	Maia RAMSDEN	JR	15:44.36	4/19/24	1.5	0.35	1.85
▶ 10,000m	43	Ella GILSON	JR	33:21.08	3/30/24	0.175	0.00	0.18
▶ 4x400	16	Mfoniso Andrew, Sophia Gorriaran, Victoria Bossong, Chloe Fair		3:32.28	3/23/24	5	0.51	5.51
▶ PV	31	Anastasia RETSA	JR	4.20m 13-9¼	3/23/24	0.65	0.00	0.65
▶ DISC	40	Milina WEPIWE	FR	54.13m 177-7	3/30/24	0.25	0.00	0.25
▶ HT	38	Emilia KOLOKOTRONI	FR	61.59m 202-1	3/23/24	0.3	0.00	0.30
▶ HEPT	9	Izzy GOUDROS	JR	5,765	4/13/24	14	1.24	15.24
HARVARD TFRI Team Total								101.49

Clemson
ACC



Event	NQR	Athlete	Yr	Season Qual. Best	Date	Pl. Pts.	Bonus	TOTAL
Scored bests come from CURRENT qualifying season								
▶ 100m	14	Aleksandra STOILOVA	SO	11.15w (2.5)	3/30/24	7	0.82	7.82
▶ 100H	22	Oneka WILSON	SO	13.13 (1.4)	4/20/24	2	0.33	2.33
▶ 100H	26	Antoinette VAN DER MERWE	SR	13.15w (2.7)	3/30/24	0.9	0.28	1.18
▶ 200m	30	Antoinette VAN DER MERWE	SR	23.12 (1.1)	3/23/24	0.7	0.26	0.96
▶ 200m	37	Aleksandra STOILOVA	SO	23.17 (1.1)	3/23/24	0.35	0.18	0.53
▶ 200m	46	Ockera MYRIE	SR	23.26w (3.1)	4/13/24	0.1	0.05	0.15
▶ 400m	13	Ken'naria GADSON	SR	51.59	4/20/24	8	0.70	8.70
▶ 400H	12	Ken'naria GADSON	SR	56.68	4/13/24	9	0.82	9.82
▶ 800m	2	Gladys CHEPNGETICH	FR	2:00.53	4/13/24	28	2.20	30.20
▶ 1500m	41	Gladys CHEPNGETICH	FR	4:15.67	4/13/24	0.225	0.00	0.23
▶ 4x100	26	Oneka Wilson, Courtney Williams, Ockera Myrie, Shantae Foreman		44.34	4/13/24	0.9	0.03	0.93
▶ 4x400	15	Courtney Williams, Ken'naria Gadson, Gladys Chepngetich, Mackenzie Osher		3:32.08	4/13/24	6	0.61	6.61
▶ TJ	6	Shantae FOREMAN	JR	13.35mw 43-9¾ (2.6)	4/13/24	20	1.42	21.42
▶ DISC	13	Marie FORBES	JR	58.31m 191-4	4/13/24	8	0.60	8.60
▶ HT	29	Marie FORBES	JR	62.70m 205-9	3/30/24	0.75	0.06	0.81
CLEMSON TFRI Team Total								100.27



Only those who score >0.01 pts are shown

D denotes multiple-event rule in affect

19

Southern California

Pac-12

▲

4

LW: 23

20

California

Pac-12

7

LW: 27

Event	NQR	Athlete	Yr	Season Qual. Best	Date	Pl. Pts.	Bonus	TOTAL
Scored bests come from CURRENT qualifying season								
▶ 100H	13	Jada HICKS	SR	12.99w (2.7)	3/30/24	8	0.83	8.83
▶ HJ	13	Yan Hei LAI	JR	1.82m 5-11½	4/20/24	8	0.57	8.57
▶ PV	6	Amari TURNER	SR	4.40m 14-5¼	4/20/24	20	1.65	21.65
▶ DISC	3	Caisa-Marie LINDFORS	JR	61.44m 201-7	3/30/24	26	2.46	28.46
▶ DISC	10	Jasmine BLAIR	SR	58.59m 192-3	4/20/24	12	0.68	12.68
▶ HT	13	Audrey JACOBS	SO	65.22m 214-0	4/6/24	8	0.75	8.75
▶ JAV	15	Carolina VISCA	SO	53.31m 174-11	4/20/24	6	0.66	6.66
CALIFORNIA TFRI Team Total								95.61

21

Florida State

ACC

▼

5

LW: 16

22

Washington
Pac-12

LW: 19

3

Event	NQR	Athlete	Yr	Season Qual.	Best	Date	Pl. Pts.	Bonus	TOTAL
Scored bests come from CURRENT qualifying season									
► 800m	14	Wilma NIELSEN	JR	2:02.55		4/13/24	7	0.64	7.64
► 800m	22	Samantha FRIBORG	SR	2:03.23		4/13/24	2	0.36	2.36
► 800m	26	Chloe FOERSTER	SO	2:03.34		3/30/24	0.9	0.33	1.23
► 1500m	3	Chloe FOERSTER	SO	4:07.96		4/13/24	26	2.05	28.05
► 1500m	43	Samantha FRIBORG	SR	4:15.75		4/13/24	0.175	0.00	0.18
► 10,000m	14	Haley HERBERG	SR	32:51.60		3/30/24	7	0.67	7.67
► PV	1	Hana MOLL	FR	4.60m	15-1	4/20/24	30	4.57	34.57
► PV	12	Nastassja CAMPBELL	SR	4.30m	14-1¼	4/20/24	9	0.56	9.56
► PV	42	Amanda MOLL	FR	4.15m	13-7½	3/30/24	0.2	0.00	0.20
► PV	42	Sara BORTON	JR	4.15m	13-7¾	3/30/24	0.2	0.00	0.20
► SP	43	Kaia TUPU-SOUTH	JR	16.27m	53-4½	4/20/24	0.175	0.00	0.18
► DISC	27	Beatrice ASOMANING	SR	55.77m	183-0	3/30/24	0.85	0.00	0.85
► JAV	42	Saydi ORANGE	SO	49.62m	162-10	3/30/24	0.2	0.00	0.20
WASHINGTON TFRI Team Total									92.88



USTFCCA NCAA Division I Outdoor Track & Field National TFRI Team Summary



as of 4/23/24 7:23 AM ET

Only those who score >0.01 pts are shown
D denotes multiple-event rule in affect

WOMEN — 2024 Week #5, April 23

23

Houston
Big 12

▼ 3
LW: 20

Event	NQR	Athlete	Yr	Season Qual. Best	Date	Pl. Pts.	Bonus	TOTAL
Scored bests come from CURRENT qualifying season								
200m	41	Michaela MOUTON	FR	23.20 (1.8)	3/14/24	0.225	0.14	0.36
400m	11	Michaela MOUTON	FR	51.41	4/13/24	10	0.92	10.92
400m	45	Iman BABINEAUX	SR	52.77	4/13/24	0.125	0.00	0.13
400m	46	Kelly-Ann BECKFORD	SR	52.79	3/23/24	0.1	0.00	0.10
400H	6	Sydni TOWNSEND	SR	56.17	4/20/24	20	1.48	21.48
800m	3	Kelly-Ann BECKFORD	SR	2:00.70	4/13/24	26	2.05	28.05
4x400	2	Sydni Townsend, Kelly-Ann Beckford, Iman Babineaux, Michaela Mouton		3:28.01	3/30/24	28	3.17	31.17

HOUSTON TFRI Team Total 92.21

24

Michigan
Big Ten

▼ 3
LW: 21

Event	NQR	Athlete	Yr	Season Qual. Best	Date	Pl. Pts.	Bonus	TOTAL
Scored bests come from CURRENT qualifying season								
100H	2	Aasia LAURENCIN	SR	12.72 (1.1)	4/13/24	28	2.68	30.68
400H	1	Savannah SUTHERLAND	JR	54.86	4/13/24	30	3.87	33.87
400H	26	Sidney GREEN	FR	57.47	4/13/24	0.9	0.29	1.19
800m	40	Penelopea GORDON	SO	2:04.15	4/13/24	0.25	0.10	0.35
1500m	29	Penelopea GORDON	SO	4:13.24	4/19/24	0.75	0.30	1.05
4x400	38	Sophie Isom, Sidney Green, Savannah Sutherland, Noelani Phillips		3:36.71	4/13/24	0.3	0.00	0.30
TJ	16	Riley AMMENHAUSER	JR	13.06m 42-10¼ (0.5)	4/20/24	5	0.44	5.44
SP	20	Elizabeth TAPPER	FR	17.06m 55-11¾	3/23/24	3	0.31	3.31
SP	21	Maria DEAVIZ	JR	17.04m 55-11	3/30/24	2.5	0.29	2.79
SP	29	Corinne JEMISON	SR	16.65m 54-7½	3/16/24	0.75	0.00	0.75
DISC	15	Corinne JEMISON	SR	58.19m 190-11	3/16/24	6	0.56	6.56
JAV	46	Emma YUNGBERG	SO	49.03m 160-11	3/23/24	0.1	0.00	0.10

MICHIGAN TFRI Team Total 86.39

25

UTEP
Conference USA

▼ 3
LW: 22

Event	NQR	Athlete	Yr	Season Qual. Best	Date	Pl. Pts.	Bonus	TOTAL
Scored bests come from CURRENT qualifying season								
100m	7	Niesha BURGHER	SR	11.12w (2.5)	3/30/24	18	0.98	18.98
100m	42	Rejoice SULE	FR	11.32w (2.9)	3/30/24	0.2	0.12	0.32
100H	7	Marissa SIMPSON	JR	12.92w (2.7)	3/30/24	18	1.19	19.19
200m	10	Niesha BURGHER	SR	22.85w (2.3)	3/30/24	12	0.92	12.92
200m	28	Rejoice SULE	FR	23.10w (2.5)	4/19/24	0.8	0.29	1.09
400H	36	Loubna BENHADJA	JR	58.03	4/20/24	0.4	0.00	0.40
4x100	22	Zani Meaders, Niesha Burgher, Marissa Simpson, Rejoice Sule		44.18	3/16/24	2	0.22	2.22
4x400	44	Princess Uche, Loubna Benhadja, Rejoice Sule, Niesha Burgher		3:38.00	3/16/24	0.15	0.00	0.15
PV	23	Alla PARNOV	FR	4.25m 13-11¼	3/30/24	1.5	0.26	1.76
JAV	3	Arianne MORAIS	SR	57.26m 187-11	4/20/24	26	2.89	28.89

UTEP TFRI Team Total 85.90

26

TCU
Big 12

▼ 11
LW: 15

Event	NQR	Athlete	Yr	Season Qual. Best	Date	Pl. Pts.	Bonus	TOTAL
Scored bests come from CURRENT qualifying season								
100m	10	Iyana GRAY	JR	11.13w (2.9)	3/30/24	12	0.93	12.93
100m	27	Teanna HARLIN	FR	11.28w (2.6)	3/30/24	0.85	0.23	1.08
100m	32	Mikayla HAYES	JR	11.30w (3.0)	3/30/24	0.6	0.17	0.77
200m	15	Iyana GRAY	JR	22.95 (-1.8)	4/13/24	6	0.61	6.61
200m	31	Teanna HARLIN	FR	23.13 (-0.2)	3/23/24	0.65	0.24	0.89
400H	21	Tia WILLIAMS	FR	57.35	3/30/24	2.5	0.36	2.86
400H	40	Amelliah BIRDOW	FR	58.26	3/23/24	0.25	0.00	0.25
800m	20	Gracie MORRIS	SR	2:03.15	4/13/24	3	0.39	3.39
1500m	35	Gracie MORRIS	SR	4:14.47	4/13/24	0.45	0.11	0.56
4x100	11	Teanna Harlin, Mikayla Hayes, Breanna Harlin, Iyana Gray		43.66	3/23/24	10	0.99	10.99
4x400	20	Samarra Monrroy, Kelaiah Daniyan, Tia Williams, Amelliah Birdow		3:33.19	3/30/24	3	0.28	3.28
JAV	4	Irene JEPKEMBOI	FR	57.23m 187-9	3/23/24	24	2.86	26.86
JAV	9	Maria BIENVENU	JR	54.45m 178-8	3/30/24	14	1.05	15.05

TCU TFRI Team Total 85.52



Only those who score >0.01 pts are shown

D denotes multiple-event rule in affect

WOMEN — 2024 Week #5, April 23

27 Oklahoma State

▼ **13**
LW: 14

OKLAHOMA STATE TFRI Team Total	81.21
---------------------------------------	--------------

28 **Baylor**
Big 12

▼ 3
LW: 25

BAYLOR TFRI Team Total 79.87

29 **UCF**
Big 12

▼ **1**
LW: 28

UCF TFRI Team Total 73.60

30 **Rice**
American

6
LW: 36

RICE TFRI Team Total 71.88



USTFCCA NCAA Division I Outdoor Track & Field National TFRI Team Summary



as of 4/23/24 7:23 AM ET

Only those who score >0.01 pts are shown
D denotes multiple-event rule in affect

WOMEN — 2024 Week #5, April 23

31

BYU
Big 12

▼ 13
LW: 18

Event	NQR	Athlete	Yr	Season Qual. Best	Date	Pl. Pts.	Bonus	TOTAL
Scored bests come from CURRENT qualifying season								
▶ 100m	20	Jaslyn GARDNER	SR	11.23w (3.0)	3/30/24	3	0.37	3.37
▶ 400H	18	Annalise HART	JR	57.11	4/20/24	4	0.50	4.50
▶ 800m	43	Riley CHAMBERLAIN	SO	2:04.32	3/30/24	0.175	0.06	0.23
▶ 1500m	17	Riley CHAMBERLAIN	SO	4:11.52	3/30/24	4.5	0.56	5.06
▶ Steeple	6	Taylor LOVELL	SO	9:51.57	4/13/24	20	1.39	21.39
▶ Steeple	25	Elizabeth DILDINE	JR	10:08.86	3/30/24	0.95	0.24	1.19
▶ Steeple	28	Allie WARNER	SR	10:10.67	4/13/24	0.8	0.17	0.97
▶ 5000m	18	Jenna HUTCHINS	SO	15:39.40	3/30/24	4	0.52	4.52
▶ 5000m	27	Sadie SARGENT	JR	15:45.87	3/30/24	0.85	0.29	1.14
▶ 10,000m	15	Jenna HUTCHINS	SO	32:52.01	4/13/24	6	0.65	6.65
▶ 4x100	25	Jaslyn Gardner, Annalise Hart, Dolita Shaw, Lainey Jones		44.31	3/16/24	0.95	0.06	1.01
▶ 4x400	27	Sami Oblad, Annalise Hart, Emily Ellis- Dalley, Lainey Jones		3:35.29	4/20/24	0.85	0.00	0.85
▶ HJ	8	Cierra ALLPHIN	SR	1.85m 6-¾	4/11/24	16	1.15	17.15
▶ DISC	30	Gretchen HOEKSTRE	SR	55.47m 182-0	3/22/24	0.7	0.00	0.70
▶ JAV	26	Alysa KELLER	FR	51.53m 169-1	4/13/24	0.9	0.11	1.01
▶ JAV	30	Elizabeth PARKINSON	SR	50.93m 167-1	3/16/24	0.7	0.00	0.70
▶ HEPT	39	Mayci TAYLOR	SO	5,240	3/30/24	0.275	0.00	0.28

BYU TFRI Team Total 70.73

32

Penn
Ivy League

▼ 6
LW: 26

Event	NQR	Athlete	Yr	Season Qual. Best	Date	Pl. Pts.	Bonus	TOTAL
Scored bests come from CURRENT qualifying season								
▶ 400m	7	Isabella WHITTAKER	SR	51.14	4/13/24	18	1.25	19.25
▶ 400H	20	Aliya GAROZZO	SR	57.22	4/13/24	3	0.44	3.44
▶ 800m	27	Bronwyn PATTERSON	JR	2:03.42	3/30/24	0.85	0.31	1.16
▶ Steeple	33	Olivia MORGANTI	SR	10:15.16	3/30/24	0.55	0.00	0.55
▶ 10,000m	7	Lily MURPHY	SO	32:40.92	3/30/24	18	1.14	19.14
▶ 10,000m	34	Maeve STILES	JR	33:11.24	3/30/24	0.5	0.15	0.65
▶ 4x100	19	Daniella Oyenuga, Fore Abinusawa, Christiana Nwachuku, Isabella Whittaker		43.96	3/30/24	3.5	0.48	3.98
▶ 4x400	6	Christiana Nwachuku, Isabella Whittaker, Jocelyn Niemiec, Aliya Garozzo		3:29.64	3/30/24	20	2.00	22.00
▶ HJ	50	Sarah LAVERY	SR	1.76m 5-9¼	4/20/24	0.01	0.00	0.01

PENN TFRI Team Total 70.18

33

Minnesota
Big Ten

▲ 4
LW: 37

Event	NQR	Athlete	Yr	Season Qual. Best	Date	Pl. Pts.	Bonus	TOTAL
Scored bests come from CURRENT qualifying season								
▶ 100m	16	Odell FRYE	SR	11.19w (2.2)	4/20/24	5	0.59	5.59
▶ 100m	27	Victory GODAH	FR	11.28w (2.2)	4/20/24	0.85	0.23	1.08
▶ Steeple	10	Zoie DUNDON	FR	9:57.44	4/13/24	12	0.88	12.88
▶ 4x100	41	Odell Frye, Victory Godah, Zariyah Black, Janielle Josephs		44.68	4/20/24	0.225	0.00	0.23
▶ 4x400	31	Jayla Campbell, Janielle Josephs, Brooke Jaworski, Abigail Schaaffe		3:36.06	4/20/24	0.65	0.00	0.65
▶ HJ	24	Alliyah MCNEIL	JR	1.79m 5-10½	3/23/24	1	0.21	1.21
▶ HJ	40	Nyalaam JOK	JR	1.77m 5-9¾	3/16/24	0.25	0.00	0.25
▶ PV	31	Alexys BERGER	SR	4.20m 13-9¼	3/16/24	0.65	0.00	0.65
▶ TJ	10	Diarra SOW	FR	13.28mw 43-7 (4.0)	4/5/24	12	1.11	13.11
▶ TJ	25	Brooke MOORE	FR	12.97m 42-6¾ (1.1)	4/20/24	0.95	0.24	1.19
▶ SP	30	Annie NABWE	FR	16.60m 54-5½	4/20/24	0.7	0.00	0.70
▶ DISC	6	Shelby FRANK	JR	60.35m 198-0	4/6/24	20	1.64	21.64
▶ DISC	28	Annie NABWE	FR	55.76m 182-11	3/16/24	0.8	0.00	0.80
▶ HT	15	Shelby FRANK	JR	64.86m 212-10	4/20/24	6	0.65	6.65

MINNESOTA TFRI Team Total 66.64



Only those who score >0.01 pts are shown

D denotes multiple-event rule in affect

34 Colorado State Mountain West

▼ 3
LW: 31

Scored bests come from CURRENT qualifying season

COLORADO STATE TFRI Team Total 66.49

35

UCLA

Pac-12

▼

6

LW: 29

Scored bests come from CURRENT qualifying season

***UCLA TFRI Team Total* 65.11**



Only those who score >0.01 pts are shown

D denotes multiple-event rule in affect

36 **Virginia**
ACC

▼ 6
LW: 30

<i>VIRGINIA TFRI Team Total</i>	64.75
--	--------------

37 Colorado

▲ 11
LW: 48

COLORADO TFRI Team Total	64.58
---------------------------------	--------------

38 Louisville
ACC

4
LW: 34

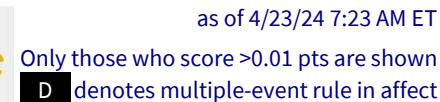
LOUISVILLE TFRI Team Total	57.78
-----------------------------------	--------------

39 **Fresno State**
Mountain West

1
LW: 40

FRESNO STATE TFRI Team Total	56.20
-------------------------------------	--------------

FRESNO STATE TFRI Team Total 56.20



40 Kansas Big 12

Event	NQR	Athlete	Yr	Season Qual. Best	Date	Pl. Pts.	Bonus	TOTAL
Scored bests come from CURRENT qualifying season								
▶ 100H	9	Gabrielle GIBSON	SR	12.95 (1.4)	4/6/24	14	1.03	15.03
▶ 100H	11	Yoveinny MOTA	SR	12.98 (1.4)	4/6/24	10	0.88	10.88
▶ 200m	48	Pearl AWANYA	FR	23.27 (1.1)	3/16/24	0.05	0.03	0.08
▶ 800m	37	Aaliyah MOORE	SR	2:04.04	3/30/24	0.35	0.14	0.49
▶ Steeple	11	Lona LATEMA	SR	9:58.52	4/13/24	10	0.78	10.78
▶ 4x400	11	Sidney Smith, Gabrielle Gibson, Pearl Awanya, Deshana Skeete		3:31.09	3/16/24	10	1.07	11.07
▶ PV	23	Erica ELLIS	JR	4.25m 13-11¼	3/30/24	1.5	0.26	1.76
▶ PV	23	Gabby HOKE	JR	4.25m 13-11¼	3/16/24	1.5	0.26	1.76
▶ PV	39	Mason MEINERSHAGEN	FR	4.16m 13-7¾	4/6/24	0.275	0.00	0.28
▶ TJ	48	Taylor MAYO	FR	12.75m 41-10 (0.8)	4/18/24	0.05	0.00	0.05
▶ DISC	19	Sofia SLUCHANINOVA	SO	57.29m 188-0	3/30/24	3.5	0.29	3.79
KANSAS TFRI Team Total								55.96

41 Virginia Tech
ACC

43
LW: 84

Event	NQR	Athlete	Yr	Season Qual. Best	Date	Pl. Pts.	Bonus	TOTAL
Scored bests come from CURRENT qualifying season								
▶ 1500m	3	Lindsey BUTLER	JR	4:07.96	4/19/24	26	2.05	28.05
▶ PV	23	Journey GURLEY	SR	4.25m 13-11¼	3/30/24	1.5	0.26	1.76
▶ PV	23	Chiara SISTERMANN	FR	4.25m 13-11¼	3/30/24	1.5	0.26	1.76
▶ LJ	37	Victoria GORLOVA	JR	6.32m 20-9 (-1.5)	4/5/24	0.35	0.00	0.35
▶ SP	33	Katrin BRZYSZKOWSKA	SO	16.51m 54-2	3/23/24	0.55	0.00	0.55
▶ HT	6	Sara KILLINEN	SR	67.92m 222-10	4/20/24	20	1.89	21.89
▶ HT	49	Barbora STEJFOVA	SO	60.22m 197-7	4/13/24	0.025	0.00	0.03
VIRGINIA TECH TFRI Team Total								54.38

42 **Georgetown**
Big East

15
LW: 57

Event	NQR	Athlete	Yr	Season Qual. Best	Date	Pl.	Pts.	Bonus	TOTAL
Scored bests come from CURRENT qualifying season									
▶ 800m	11	Melissa RIGGINS	JR	2:01.97	4/19/24	10	0.97		10.97
▶ 1500m	3	Melissa RIGGINS	JR	4:07.96	4/13/24	26	2.05		28.05
▶ 5000m	9	Chloe SCRIMGEOUR	JR	15:29.87	4/19/24	14	1.17		15.17
GEORGETOWN TFRI Team Total									54.19

43 **Vanderbilt**
SEC

16
LW: 59

Event	NQR	Athlete	Yr	Season Qual. Best	Date	Pl. Pts.	Bonus	TOTAL
Scored bests come from CURRENT qualifying season								
▶ 400H	11	Allyria MCBRIDE	SO	56.63	4/20/24	10	0.88	10.88
▶ SP	11	Sarah OMOREGIE	SR	17.79m 58-4½	4/20/24	10	1.04	11.04
▶ SP	22	Veronica FRALEY	SR	17.02m 55-10¼	3/30/24	2	0.27	2.27
▶ DISC	4	Veronica FRALEY	SR	61.37m 201-4	4/20/24	24	2.40	26.40
▶ HEPT	23	Alix STILL	SR	5,471	4/13/24	1.5	0.39	1.89
VANDERBILT TFRI Team Total								52.47

44 **NC State**
ACC

9
LW: 53

Event	NQR	Athlete	Yr	Season Qual. Best	Date	Pl. Pts.	Bonus	TOTAL
Scored bests come from CURRENT qualifying season								
▶ 1500m	13	Samantha BUSH	SR	4:10.92	4/19/24	8	0.74	8.74
▶ Steeple	21	Angelina NAPOLEON	FR	10:07.11	4/19/24	2.5	0.32	2.82
▶ 5000m	20	Amaris TTYNISMAA	SR	15:40.81	4/19/24	3	0.47	3.47
▶ 5000m	30	Grace HARTMAN	SO	15:46.71	4/19/24	0.7	0.26	0.96
▶ 5000m	35	Leah STEPHENS	FR	15:50.34	4/19/24	0.45	0.14	0.59
▶ 5000m	47	Samantha BUSH	SR	15:54.99	3/30/24	0.075	0.00	0.08
▶ 10,000m	3	Grace HARTMAN	SO	32:28.89	3/30/24	26		27.73
▶ 10,000m	16	Amaris TTYNISMAA	SR	32:52.92	3/30/24	5	0.62	5.62
▶ 10,000m	26	Gionna QUARZO	SR	33:02.14	3/30/24	0.9	0.33	1.23
▶ 10,000m	31	Mariah HOWLETT	SR	33:09.69	3/30/24	0.65	0.17	0.82
▶ LJ	50	Jirah SIDBERRY	SR	6.22m 20-5 (-0.3)	3/30/24	0.01	0.00	0.01
NC STATE TFRI Team Total								52.07



Only those who score >0.01 pts are shown

D denotes multiple-event rule in affect

45

Charlotte

American

▼

2

LW: 43

46 **California Baptist**  **2**
WAC LW: 44

Event	NOR	Athlete	Yr	Season Qual, Best	Date	Pl. Pts.	Bonus	TOTAL
Scored bests come from CURRENT qualifying season								
► Steeple	4	Greta KARINAUSKAITE	SR	9:37.31	4/13/24	24	2.90	26.90
► 10,000m	6	Yasna PETROVA	JR	32:36.97	3/30/24	20	1.33	21.33
► 10,000m	38	Carlota RODES	SR	33:16.70	3/30/24	0.3	0.06	0.36
CALIFORNIA BAPTIST TFRI Team Total								48.60

47

Penn State

Big Ten

▼

6

LW: 41

Event	NQR	Athlete	Yr	Season Qual. Best	Date	Pl. Pts.	Bonus	TOTAL
Scored bests come from CURRENT qualifying season								
▶ 800m	6	Hayley KITCHING	SO	2:01.17	3/30/24	20	1.64	21.6
▶ 1500m	38	Hayley KITCHING	SO	4:14.75	3/30/24	0.3	0.07	0.37
▶ Steeple	20	Faith DEMARS	SR	10:06.92	4/20/24	3	0.33	3.33
▶ Steeple	29	Makenna KREBS	SR	10:11.11	4/20/24	0.75	0.15	0.90
▶ 5000m	10	Florence CARON	SO	15:32.22	4/13/24	12	1.00	13.00
▶ 10,000m	22	Sophia TOTI	JR	32:57.89	3/30/24	2	0.46	2.46
▶ PV	42	Victoria ATKINSON	SR	4.15m 13-7¼	3/23/24	0.2	0.00	0.20
▶ SP	23	Mallory KAUFFMAN	SR	17.00m 55-9¼	4/6/24	1.5	0.25	1.75
▶ DISC	48	Mallory KAUFFMAN	SR	52.97m 173-10	3/23/24	0.05	0.00	0.05
▶ HT	18	Samaria MCDONALD	SR	64.34m 211-1	3/30/24	4	0.51	4.51
▶ HEPT	37	Maddie PITTS	SO	5,283	4/6/24	0.35	0.00	0.35
PENN STATE TFRI Team Total								48.56



Only those who score >0.01 pts are shown

D denotes multiple-event rule in affect

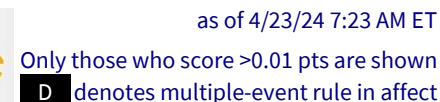
48 **Duke**
ACC

▼ **15**
LW: 33

49 **Ohio State** ▼ **10**
 Big Ten LW: 39

50 **Texas State**  **3**
Sun Belt LW: 47

Event	NQR	Athlete	Yr	Season Qual. Best	Date	Pl. Pts.	Bonus	TOTAL
Scored bests come from CURRENT qualifying season								
► 4x100	43	Taejha Badal, Ma'khi Falkquay, Kaylee Lewis, Kerris Roberts		44.71	3/30/24	0.175	0.00	0.18
► SP	36	Melanie DURON	SO	16.44m 53-11¼	3/30/24	0.4	0.00	0.40
► DISC	36	Utitofon SAM	SO	54.55m 179-0	4/20/24	0.4	0.00	0.40
► HT	1	Elisabet RUT RUNARSDOTTIR	SO	70.33m 230-9	3/30/24	30	3.49	33.49
► HT	12	Lara ROBERTS	FR	65.41m 214-7	3/16/24	9	0.80	9.80
TEXAS STATE TFRI Team Total								44.27



51 **UTSA**
American

▼ 2
LW: 49

UTSA TFR1 Team Total	42.62
-----------------------------	--------------

52 Princeton
Ivy League

15
LW: 67

PRINCETON TFR1 Team Total	42.33
----------------------------------	--------------

53 South Dakota Summit League

23
LW: 76

SOUTH DAKOTA TFRI Team Total	39.33
-------------------------------------	--------------

54 Providence Big East

▼ 9
LW: 45

PROVIDENCE TFRI Team Total	38.27
-----------------------------------	--------------

55 Washington State

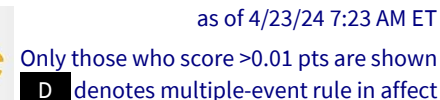
6
LW: 61

WASHINGTON STATE TFRI Team Total	35.39
---	--------------

56 Rutgers
Big Ten

6
LW: 50

RUTGERS TFRI Team Total	34.26
--------------------------------	--------------



57 Auburn SEC

▼ **11**
LW: 46

AUBURN TFR1 Team Total	33.68
-------------------------------	--------------

58 Iowa State Big 12

6
LW: 52

IOWA STATE TFR/ Team Total	33.54
-----------------------------------	--------------

59 **Miami (Fla.)**
ACC

8
LW: 51

MIAMI (FLA.) TFR1 Team Total	32.76
-------------------------------------	--------------

60 **Campbell**
CAA

unch
LW: 60

CAMPBELL TFR1 Team Total	30.43
---------------------------------	--------------

61 Villanova
Big East

5
LW: 56

VILLANOVA TFRI Team Total	30.31
----------------------------------	--------------

VILLANOVA TFRI Team Total 30.31



USTFCCA NCAA Division I Outdoor Track & Field National TFRI Team Summary



as of 4/23/24 7:23 AM ET

Only those who score >0.01 pts are shown
D denotes multiple-event rule in affect

WOMEN — 2024 Week #5, April 23

62 VCU Atlantic 10

▲ 1
LW: 63

Event	NQR	Athlete	Yr	Season Qual. Best	Date	Pl. Pts.	Bonus	TOTAL
-------	-----	---------	----	-------------------	------	----------	-------	-------

Scored bests come from CURRENT qualifying season

▶ HT	3	Guðrun HALLGRIMSDOTTIR	JR	69.76m	228-11	3/30/24	26	3.04	29.04
------	---	------------------------	----	--------	--------	---------	----	------	-------

VCU TFRI Team Total 29.04

63 Stanford Pac-12

▼ 5
LW: 58

Event	NQR	Athlete	Yr	Season Qual. Best	Date	Pl. Pts.	Bonus	TOTAL
-------	-----	---------	----	-------------------	------	----------	-------	-------

Scored bests come from CURRENT qualifying season

▶ 400m	43	Cydney WRIGHT	SO	52.71	4/20/24	0.175	0.00	0.18
--------	----	---------------	----	-------	---------	-------	------	------

▶ 800m	7	Juliette WHITTAKER	SO	2:01.57	4/13/24	18	1.30	19.30
--------	---	--------------------	----	---------	---------	----	------	-------

▶ 5000m	24	Lucy JENKS	SR	15:44.71	4/13/24	1	0.33	1.33
---------	----	------------	----	----------	---------	---	------	------

▶ 5000m	29	Sophia KENNEDY	FR	15:46.56	4/13/24	0.75	0.27	1.02
---------	----	----------------	----	----------	---------	------	------	------

▶ 4x100	37	Cydney Wright, Maya Valmon, Teagan Zwaanstra, Alyssa Jones		44.57	4/20/24	0.35	0.00	0.35
---------	----	--	--	-------	---------	------	------	------

▶ 4x400	17	Cydney Wright, Maya Valmon, Roisin Willis, Juliette Whittaker		3:32.63	3/30/24	4.5	0.41	4.91
---------	----	---	--	---------	---------	-----	------	------

▶ LJ	44	Alyssa JONES	SO	6.25m	20-6¼ (1.4)	4/17/24	0.15	0.00	0.15
------	----	--------------	----	-------	-------------	---------	------	------	------

▶ LJ	44	Alyssa JONES	SO	6.25m	20-6¼ (1.4)	4/17/24	0.15	0.00	0.15
------	----	--------------	----	-------	-------------	---------	------	------	------

STANFORD TFRI Team Total 27.39

64 Northern Arizona Big Sky

▼ 10
LW: 54

Event	NQR	Athlete	Yr	Season Qual. Best	Date	Pl. Pts.	Bonus	TOTAL
-------	-----	---------	----	-------------------	------	----------	-------	-------

Scored bests come from CURRENT qualifying season

▶ 200m	18	Madeline WILSON	SR	22.98	(1.1)	4/6/24	4	0.52	4.52
--------	----	-----------------	----	-------	-------	--------	---	------	------

▶ 400m	42	Kyairra REIGH	JR	52.65	3/23/24	0.2	0.01	0.21
--------	----	---------------	----	-------	---------	-----	------	------

▶ 1500m	46	Annika REISS	SR	4:15.98	4/13/24	0.1	0.00	0.10
---------	----	--------------	----	---------	---------	-----	------	------

▶ Steeple	15	Karrie BALOGA	FR	10:02.53	4/13/24	6	0.51	6.51
-----------	----	---------------	----	----------	---------	---	------	------

▶ 5000m	14	Gracelyn LARKIN	SR	15:37.51	4/13/24	7	0.62	7.62
---------	----	-----------------	----	----------	---------	---	------	------

▶ 5000m	26	Annika REISS	SR	15:44.86	3/30/24	0.9	0.33	1.23
---------	----	--------------	----	----------	---------	-----	------	------

▶ 5000m	44	Bryn MORLEY	SR	15:54.47	3/30/24	0.15	0.00	0.15
---------	----	-------------	----	----------	---------	------	------	------

▶ 5000m	46	Nikita MOORE	JR	15:54.69	3/30/24	0.1	0.00	0.10
---------	----	--------------	----	----------	---------	-----	------	------

▶ 10,000m	18	Ali (Aliandrea) UPSHAW	JR	32:53.65	3/30/24	4	0.60	4.60
-----------	----	------------------------	----	----------	---------	---	------	------

▶ 10,000m	27	Gracelyn LARKIN	SR	33:07.20	3/30/24	0.85	0.21	1.06
-----------	----	-----------------	----	----------	---------	------	------	------

▶ 4x400	34	Madeline Wilson, LiNay Perry, Kyairra Reigh, Hannah Schmidt		3:36.21	4/20/24	0.5	0.00	0.50
---------	----	---	--	---------	---------	-----	------	------

NORTHERN ARIZONA TFRI Team Total 26.61

65 San Diego State Mountain West

▲ 49
LW: 114

Event	NQR	Athlete	Yr	Season Qual. Best	Date	Pl. Pts.	Bonus	TOTAL
-------	-----	---------	----	-------------------	------	----------	-------	-------

Scored bests come from CURRENT qualifying season

▶ 100m	47	Hannah WALLER	SR	11.35w	(2.5)	3/29/24	0.075	0.04	0.11
--------	----	---------------	----	--------	-------	---------	-------	------	------

▶ 400m	23	Shaquena FOOTE	SO	52.14	4/20/24	1.5	0.32	1.82
--------	----	----------------	----	-------	---------	-----	------	------

▶ 1500m	32	Jessica KAIN	SR	4:14.07	4/13/24	0.6	0.17	0.77
---------	----	--------------	----	---------	---------	-----	------	------

▶ 4x100	13	Hannah Waller, Shaquena Foote, Jada Moore, Aji Mbye		43.79	4/20/24	8	0.68	8.68
---------	----	---	--	-------	---------	---	------	------

▶ LJ	23	Hannah WALLER	SR	6.43m	21-1¼ (-0.1)	4/17/24	1.5	0.32	1.82
------	----	---------------	----	-------	--------------	---------	-----	------	------

▶ TJ	45	Sameerah EVANS	SR	12.80mw	42-0 (3.1)	3/29/24	0.125	0.00	0.13
------	----	----------------	----	---------	------------	---------	-------	------	------

▶ HEPT	10	Jenna Fee FEYERABEND	JR	5,750	4/20/24	12	1.17	13.17
--------	----	----------------------	----	-------	---------	----	------	-------

SAN DIEGO STATE TFRI Team Total 26.49



USTFCCA NCAA Division I Outdoor Track & Field National TFRI Team Summary



as of 4/23/24 7:23 AM ET

Only those who score >0.01 pts are shown
D denotes multiple-event rule in affect

WOMEN — 2024 Week #5, April 23

66 North Carolina ACC

▲ 15
LW: 81

Event	NQR	Athlete	Yr	Season Qual. Best	Date	Pl. Pts.	Bonus	TOTAL	
Scored bests come from CURRENT qualifying season									
▶ 800m	5	Makayla PAIGE	JR	2:00.97	4/19/24	22	1.82	23.82	
▶ 10,000m	37	Fatima ALANIS	SR	33:14.75	4/13/24	0.35	0.09	0.44	
▶ 10,000m	45	Ava DOBSON	SR	33:21.58	4/13/24	0.125	0.00	0.13	
▶ 4x400	31	Delea Martins, Jocelyn Johnson, Alyssa Hernandez, Makayla Paige		3:36.06	4/13/24	0.65	0.00	0.65	
▶ HJ	40	Sydney BANKS	SR	1.77m	5-9¾	4/6/24	0.25	0.00	0.25

NORTH CAROLINA TFRI Team Total 25.29

67 Columbia Ivy League

▲ 92
LW: 159

Event	NQR	Athlete	Yr	Season Qual. Best	Date	Pl. Pts.	Bonus	TOTAL
Scored bests come from CURRENT qualifying season								
▶ 1500m	15	Nicole VANASSE	SR	4:11.39	4/19/24	6	0.59	6.59
▶ 5000m	8	Phoebe ANDERSON	JR	15:29.02	4/19/24	16	1.23	17.23
▶ 10,000m	36	Mary Caroline HEINEN	SR	33:13.09	3/30/24	0.4	0.12	0.52

COLUMBIA TFRI Team Total 24.34

68 Arizona Pac-12

▲ 6
LW: 74

Event	NQR	Athlete	Yr	Season Qual. Best	Date	Pl. Pts.	Bonus	TOTAL	
Scored bests come from CURRENT qualifying season									
▶ 400H	19	Antonia SANCHEZ NUNEZ	SO	57.14	4/20/24	3.5	0.48	3.98	
▶ 4x400	39	Antonia Sanchez Nunez, Keilee Hall, Camila Aguilar-Perez, Ava Simms		3:37.37	4/20/24	0.275	0.00	0.28	
▶ HJ	13	Emma GATES	SO	1.82m	5-11½	4/20/24	8	0.57	8.57
▶ HJ	36	Paris MIKINSKI	SO	1.78m	5-10	3/16/24	0.4	0.09	0.49
▶ LJ	13	Jenica BOSKO	JR	6.50m	21-4 (0.0)	3/22/24	8	0.67	8.67
▶ LJ	50	Sydney VANEK	FR	6.22m	20-5 (0.0)	4/6/24	0.01	0.00	0.01
▶ SP	26	Tapenisa HAVEA	SO	16.83m	55-2¾	3/16/24	0.9	0.08	0.98
▶ DISC	38	Tapenisa HAVEA	SO	54.42m	178-7	3/23/24	0.3	0.00	0.30
▶ HEPT	26	Hollan POWERS	JR	5,367	4/6/24	0.9	0.12	1.02	

ARIZONA TFRI Team Total 24.31

69 South Florida American

▲ 1
LW: 70

Event	NQR	Athlete	Yr	Season Qual. Best	Date	Pl. Pts.	Bonus	TOTAL
Scored bests come from CURRENT qualifying season								
▶ 100m	44	Shaniya BENJAMIN	SR	11.33w (2.9)	4/6/24	0.15	0.09	0.24
▶ 200m	18	Shaniya BENJAMIN	SR	22.98 (0.9)	3/30/24	4	0.52	4.52
▶ 4x100	17	Zahria Allers-Liburd, Shaniya Benjamin, Je'Nyia Burton, Gianna Hansen		43.93	4/20/24	4.5	0.51	5.01
▶ 4x400	10	Shaniya Benjamin, Zahria Allers-Liburd, Terren Peterson, Je'Nyia Burton		3:30.77	3/30/24	12	1.22	13.22
▶ LJ	29	Shaniya BENJAMIN	SR	6.39m 20-11¾ (2.0)	4/6/24	0.75	0.12	0.87

SOUTH FLORIDA TFRI Team Total 23.87

70 Kentucky SEC

▼ 15
LW: 55

Event	NQR	Athlete	Yr	Season Qual. Best	Date	Pl. Pts.	Bonus	TOTAL
Scored bests come from CURRENT qualifying season								
▶ 100H	17	Alexis GLASCO	JR	13.04 (1.6)	3/16/24	4.5	0.58	5.08
▶ 400m	36	Jania MARTIN	SR	52.51	3/30/24	0.4	0.09	0.49
▶ 400m	40	Alysia JOHNSON	JR	52.63	3/30/24	0.25	0.02	0.27
▶ 4x100	26	Victoria Perrow, Onieka McAnnuff, Morgan Davis, Alexis Glasco		44.34	4/20/24	0.9	0.03	0.93
▶ 4x400	19	Cha'iel Johnson, Jania Martin, Alysia Johnson, Onieka McAnnuff		3:32.72	3/30/24	3.5	0.39	3.89
▶ HJ	40	Charity HUFNAGEL	SR	1.77m 5-9¾	3/30/24	0.25	0.00	0.25
▶ PV	23	Payton PHILLIPS	JR	4.25m 13-11¼	3/30/24	1.5	0.26	1.76
▶ PV	37	Kaitlyn CAIN	SO	4.19m 13-9	4/13/24	0.35	0.00	0.35
▶ HT	19	Kate POWERS	FR	64.05m 210-2	4/20/24	3.5	0.43	3.93
▶ HEPT	15	Charity HUFNAGEL	SR	5,609	3/30/24	6	0.74	6.74

KENTUCKY TFRI Team Total 23.69



Only those who score >0.01 pts are shown

D denotes multiple-event rule in affect

71 Western Kentucky **unch**
Conference USA LW: 71

[illegible][illegible]

74

Ball State

Mid-American

8

LW: 66

Event	NOR	Athlete	Yr	Season Qual. Best	Date	Pl. Pts.	Bonus	TOTAL
Scored bests come from CURRENT qualifying season								
► HEPT	7	Jenelle ROGERS	SR	5,825	3/30/24	18	1.53	19.53
BALL STATE TFRI Team Total								19.53

75

San Jose State

Mountain West

3

LW: 78

Event	NQR	Athlete	Yr	Season Qual. Best	Date	Pl. Pts.	Bonus	TOTAL
Scored bests come from CURRENT qualifying season								
▶ 4x100	46	Selena Arjona-Alcazar, Eve Divinity, Morgan Little, Alyssa Bean		44.77	4/6/24	0.1	0.00	0.10
▶ TJ	7	Emilia SJOSTRAND	JR	13.33m 43-8¾ (1.3)	4/13/24	18	1.33	19.33
SAN JOSE STATE TFRI Team Total								19.43

76

Boston College

ACC

LW: 73

Event	NOR	Athlete	Yr	Season Qual. Best	Date	Pl. Pts.	Bonus	TOTAL
Scored bests come from CURRENT qualifying season								
▶ 1500m	47	Marie BILO	FR	4:16.01	4/20/24	0.075	0.00	0.08
▶ 1500m	49	Aoife DUNNE	JR	4:16.32	4/20/24	0.025	0.00	0.03
▶ Steeple	7	Emma TAVELLA	SR	9:53.51	4/13/24	18	1.22	19.22
BOSTON COLLEGE TFRI Team Total								19.32

[illegible]



Only those who score >0.01 pts are shown

D denotes multiple-event rule in affect

WOMEN — 2024 Week #5, April 23

78

Florida International Conference USA

3

LW: 75

Event	NQR	Athlete	Yr	Season Qual. Best	Date	Pl. Pts.	Bonus	TOTAL	
Scored bests come from CURRENT qualifying season									
► PV	16	Nicole JANSE VAN RENSBURG	SR	4.26m	13-11¾	4/13/24	5	0.32	5.32
► DISC	12	Michaelle VALENTIN	SR	58.32m	191-4	3/30/24	9	0.60	9.60
► HT	31	Michaelle VALENTIN	SR	62.65m	205-7	3/23/24	0.65	0.05	0.70
► JAV	20	Christiana ELLINA	SO	52.49m	172-3	3/30/24	3	0.41	3.41
FLORIDA INTERNATIONAL TFRI Team Total									19.02

79

Wichita State



17

LW: 62

Event	NQR	Athlete	Yr	Season Qual. Best	Date	Pl. Pts.	Bonus	TOTAL
Scored bests come from CURRENT qualifying season								
► HJ	17	Destiny MASTERS	SR	5-11¼	4/4/24	4.5	0.45	4.95
► HEPT	11	Destiny MASTERS	SR	5,749	4/4/24	10	1.16	11.16
WICHITA STATE TFRI Team Total								16.12

80

Appalachian State
Sun Belt

5

LW: 85

Event	NOR	Athlete	Yr	Season Qual. Best	Date	Pl. Pts.	Bonus	TOTAL	
Scored bests come from CURRENT qualifying season									
► 4x100	44	Nicole Wells, Sierra Smith, Taylor Smith, Jayla Adams		44.75	3/16/24	0.15	0.00	0.15	
► LJ	9	Ashlee OSAJI	SR	6.54m	21-5½ (0.5)	3/23/24	14	1.05	15.05
APPALACHIAN STATE TFRI Team Total								15.20	

81

Oregon State
Pac-12



17

LW: 64

Event	NQR	Athlete	Yr	Season Qual. Best	Date	Pl. Pts.	Bonus	TOTAL
Scored bests come from CURRENT qualifying season								
► 400H	23	Kate SORENSEN	SR	57.38	4/11/24	1.5	0.34	1.84
► 400H	46	Adael SCATENA	SR	58.48	4/13/24	0.1	0.00	0.10
► HJ	24	Dede NORMAN	FR	1.79m 5-10½	4/13/24	1	0.21	1.21
► DISC	16	Jade WHITFIELD	JR	58.00m 190-4	4/11/24	5	0.50	5.50
► JAV	35	Maryann ACKERMAN	SO	50.33m 165-2	3/16/24	0.45	0.00	0.45
► HEPT	16	Anneke MOERSDORF	SR	5,593	4/13/24	5	0.69	5.69
OREGON STATE TFRI Team Total								14.81

82

Mississippi State
SEC

2

LW: 80

Event	NQR	Athlete	Yr	Season Qual. Best	Date	Pl. Pts.	Bonus	TOTAL	
Scored bests come from CURRENT qualifying season									
► 100H	15	Rosealee COOPER	SR	13.00	(0.9)	3/30/24	6	0.78	6.78
► 4x100	34	Rosealee Cooper, Jaitlyn Ware, Kyndall Sessom, McKenzie Calloway		44.48		4/13/24	0.5	0.00	0.50
► PV	42	Emma HUNT	SR	4.15m	13-7¼	3/30/24	0.2	0.00	0.20
► SP	15	Jhordyn STALLWORTH	SR	17.30m	56-9¼	3/30/24	6	0.55	6.55
► JAV	34	Ella KNOTT	JR	50.42m	165-5	3/16/24	0.5	0.00	0.50
MISSISSIPPI STATE TFR Team Total								14.53	

83

Lipscomb
ASUN



4

LW: 79

Event	NQR	Athlete	Yr	Season Qual. Best	Date	Pl. Pts.	Bonus	TOTAL	
Scored bests come from CURRENT qualifying season									
▶ 800m	27	Kiara CARTER	SR	2:03.42	3/30/24	0.85	0.31	1.16	
▶ 5000m	25	Colbi BORLAND	SR	15:44.74	4/13/24	0.95	0.33	1.28	
▶ HJ	24	Bella JACKSON	JR	1.79m	5-10½	4/11/24	1	0.21	1.21
▶ LJ	11	Aislinn MCELHANEY	JR	6.52m	21-4¾ (0.7)	3/30/24	10	0.85	10.85
LIPSCOMB TFRI Team Total								14.51	

84

Utah Valley

34

LW: 118

Event	NOR	Athlete	Yr	Season Qual. Best	Date	Pl. Pts.	Bonus	TOTAL	
Scored bests come from CURRENT qualifying season									
▶ 10,000m	30	Morgan NOKES	JR	33:08.53	3/30/24	0.7	0.19	0.89	
▶ JAV	10	Kelsi OLDROYD	JR	54.34m	178-4	4/20/24	12	0.98	12.98
UTAH VALLEY TFRI Team Total								13.87	



Only those who score >0.01 pts are shown

D denotes multiple-event rule in affect

WOMEN — 2024 Week #5, April 23

85 **Northeastern**
CAA

▼ **13**
LW: 72

<i>NORTHEASTERN TFRI Team Total</i>	12.99
--	--------------

86 Saint Louis
Atlantic 10

1
LW: 87

SAINT LOUIS TFRI Team Total	12.95
------------------------------------	--------------

87 **Gonzaga**
Independent

 **5**
LW: 92

GONZAGA TFRI Team Total	11.88
--------------------------------	--------------

88 **Bradley**
Missouri Valley

▼ **11**
LW: 77

BRADLEY TFRI Team Total	11.85
--------------------------------	--------------

89 Wake Forest
ACC

 **4**
LW: 93

WAKE FOREST TFRI Team Total	11.81
------------------------------------	--------------

90 Kansas State Big 12

8
LW: 82

KANSAS STATE TFRI Team Total	11.65
-------------------------------------	--------------

91 **Michigan State**
Big Ten

 **18**
LW: 109

MICHIGAN STATE TFRI Team Total	11.41
---------------------------------------	--------------



Only those who score >0.01 pts are shown

D denotes multiple-event rule in affect

WOMEN — 2024 Week #5, April 23

92 **Pittsburgh**
ACC

▼ 9
LW: 83

Event	NQR	Athlete	Yr	Season Qual. Best	Date	Pl. Pts.	Bonus	TOTAL
Scored bests come from CURRENT qualifying season								
► LJ	17	Ilse STEIGENGA	SR	6.45mw 21-2 (2.4)	4/6/24	4.5	0.42	4.92
► HT	30	Foluke OLUJIDE-AJIBADE	SR	62.68m 205-8	4/20/24	0.7	0.06	0.76
► HEPT	18	Ilse STEIGENGA	SR	5,544	3/30/24	4	0.57	4.57
► HEPT	31	Lydia BOTTELIER	SR	5,314	3/30/24	0.65	0.00	0.65
PITTSBURGH TFRI Team Total								10.90

93 **Youngstown State**
Horizon

▼ 5
LW: 88

Event	NQR	Athlete	Yr	Season Qual. Best	Date	Pl. Pts.	Bonus	TOTAL	
Scored bests come from CURRENT qualifying season									
► PV	12	Erin BOGARD	SR	4.30m	14-1¼	4/6/24	9	0.56	9.56
► TJ	25	Esther SOLARIN	JR	12.97m	42-6¾ (0.6)	3/30/24	0.95	0.24	1.19
YOUNGSTOWN STATE TFRI Team Total									10.75

94 **Syracuse**
ACC

▼ 4
LW: 90

Event	NOR	Athlete	Yr	Season Qual. Best	Date	Pl. Pts.	Bonus	TOTAL
Scored bests come from CURRENT qualifying season								
► Steeple	23	Madison NEUNER	SR	10:07.67	4/20/24	1.5	0.29	1.79
► 10,000m	13	Savannah ROARK	JR	32:50.56	3/30/24	8	0.70	8.70
SYRACUSE TFRI Team Total								10.49

95 **Queens (N.C.)**
ASUN

▼ 6
LW: 89

Event	NQR	Athlete	Yr	Season Qual. Best	Date	Pl. Pts.	Bonus	TOTAL
Scored bests come from CURRENT qualifying season								
► HJ	12	Lucy WALLIKER	SR	1.84m	6-½	4/13/24	9 0.91	9.91
QUEENS (N.C.) TFRI Team Total								9.91

96 Rider

▲ 27
LW: 123

Event	NQR	Athlete	Yr	Season Qual. Best	Date	Pl. Pts.	Bonus	TOTAL
Scored bests come from CURRENT qualifying season								
▶ 800m	13	Teagan SCHEIN-BECKER	SR	2:02.28	4/20/24	8	0.79	8.79
▶ 1500m	34	Teagan SCHEIN-BECKER	SR	4:14.33	4/14/24	0.5	0.13	0.63
RIDER TFRI Team Total								9.42

97 **Toledo**
Mid-American

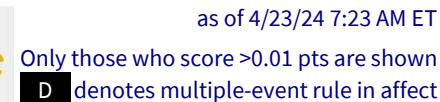
89
LW: 186

Event	NQR	Athlete	Yr	Season Qual. Best	Date	Pl. Pts.	Bonus	TOTAL
Scored bests come from CURRENT qualifying season								
▶ 1500m	20	Laura NICHOLSON	JR	4:11.65	4/19/24	3	0.54	3.54
▶ Steeple	16	Vilde HENRIKSEN	JR	10:03.43	4/19/24	5	0.48	5.48
TOLEDO TFR1 Team Total								9.02

98 Wisconsin
Big Ten

▼ **12**
LW: 86

Event	NQR	Athlete	Yr	Season Qual. Best	Date	Pl. Pts.	Bonus	TOTAL
Scored bests come from CURRENT qualifying season								
▶ 100m	30	Kiley ROBBINS	SR	11.29w (2.5)	3/30/24	0.7	0.20	0.90
▶ 1500m	45	Madison MOONEY	SR	4:15.95	3/30/24	0.125	0.00	0.13
▶ 5000m	34	Leane WILLEMSE	SO	15:49.89	4/13/24	0.5	0.15	0.65
▶ 5000m	41	Maya RAYLE	SR	15:52.97	4/13/24	0.225	0.04	0.27
▶ SP	34	Danni LANGSETH	SR	16.45m 53-11¾	4/13/24	0.5	0.00	0.50
▶ HT	20	Olivia ROBERTS	SR	63.93m 209-9	4/11/24	3	0.40	3.40
▶ HEPT	21	Shaina ZINTER	SO	5,499	4/13/24	2.5	0.46	2.96
WISCONSIN TERI Team Total								8.80



99 **New Mexico**
Mountain West

unch
LW: 99

Event	NQR	Athlete	Yr	Season Qual. Best	Date	Pl. Pts.	Bonus	TOTAL
Scored bests come from CURRENT qualifying season								
► Steeple	32	Sophia MCDONNELL	JR	10:14.14	4/13/24	0.6	0.02	0.62
► 5000m	33	Mercy KIRAREI	FR	15:49.77	4/13/24	0.55	0.16	0.71
► 5000m	39	Nicola JANSEN	SO	15:52.03	4/13/24	0.275	0.08	0.35
► 10,000m	17	Nicola JANSEN	SO	32:53.18	3/30/24	4.5	0.62	5.12
► LJ	25	Lauren FOWLER	SO	6.42mw 21-¾ (3.0)	4/19/24	0.95	0.27	1.22
► LJ	31	Elizabeth WHITE	SR	6.38mw 20-11¼ (2.6)	4/19/24	0.65	0.07	0.72
NEW MEXICO TFRI Team Total								8.74

100 **Northwestern State**
Southland

6
LW: 106

Event	NQR	Athlete	Yr	Season Qual. Best	Date	Pl. Pts.	Bonus	TOTAL
Scored bests come from CURRENT qualifying season								
▶ 100H	40	Vanessa BALDE	SO	13.27w (2.2)	3/23/24	0.25	0.00	0.25
▶ 400m	21	Sanaria BUTLER	SO	52.11	4/20/24	2.5	0.33	2.83
▶ 400m	38	Maygan SHAW	JR	52.59	4/13/24	0.3	0.05	0.35
▶ 400m	44	Vanessa BALDE	SO	52.75	4/13/24	0.15	0.00	0.15
▶ 4x100	31	Madison Brown, Sanaria Butler, Vanessa Balde, Lynelle Washington		44.43	4/13/24	0.65	0.00	0.65
▶ 4x400	18	Maygan Shaw, Sanaria Butler, Tranasia Jones, Vanessa Balde		3:32.67	3/30/24	4	0.41	4.41
▶ LJ	48	Sanaria BUTLER	SO	6.23mw 20-5¼ (2.4)	3/28/24	0.05	0.00	0.05
NORTHWESTERN STATE TFRI Team Total								8.68

101 North Dakota State Summit League

7
LW: 94

Event	NQR	Athlete	Yr	Season Qual. Best	Date	Pl. Pts.	Bonus	TOTAL
Scored bests come from CURRENT qualifying season								
► 200m	39	Kendra KELLEY	SR	23.19w (3.0)	3/16/24	0.275	0.15	0.43
► 400m	37	Nell GRAHAM	SR	52.57	4/13/24	0.35	0.06	0.41
► LJ	50	Makenna VOLLMER	JR	6.22mw 20-5 (2.4)	4/13/24	0.01	0.00	0.01
► HT	14	Lexi MAPLES	JR	64.97m 213-2	4/11/24	7	0.68	7.68
► HEPT	45	Malene KOLLBERG	JR	5,202	3/30/24	0.125	0.00	0.13
NORTH DAKOTA STATE TFRI Team Total								8.66

102 **Southern Illinois**
Missouri Valley

7
LW: 95

Event	NQR	Athlete	Yr	Season Qual. Best	Date	Pl. Pts.	Bonus	TOTAL
Scored bests come from CURRENT qualifying season								
► Steeple	13	Rachel ANDERSON	SR	10:00.70	4/13/24	8	0.59	8.59
SOUTHERN ILLINOIS TFRI Team Total								8.59

103 **DePaul**
Big East

7
LW: 96

Event	NQR	Athlete	Yr	Season Qual. Best	Date	Pl. Pts.	Bonus	TOTAL
Scored bests come from CURRENT qualifying season								
► TJ	14	Jaiah HOPF	SO	13.08mw	42-11 (2.8)	3/30/24	7 0.49	7.49
► JAV	47	Charlotte ANDERSON	SR	48.91m	160-6	3/30/24	0.075 0.00	0.08
DEPAUL TERI Team Total								7.56

104 **UMES**
MEAC

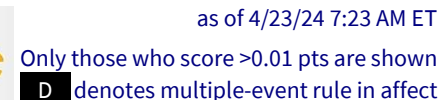
7
LW: 97

Event	NOR	Athlete	Yr	Season Qual. Best	Date	Pl. Pts.	Bonus	TOTAL
Scored bests come from CURRENT qualifying season								
► TJ	14	Faithlyn IRVING	SR	13.08m	42-11 (0.0)	3/23/24	7 0.49	7.49
UMES TFRI Team Total								7.49

105 **Liberty**
Conference USA

14
LW: 91

Event	NQR	Athlete	Yr	Season Qual. Best	Date	Pl. Pts.	Bonus	TOTAL
Scored bests come from CURRENT qualifying season								
▶ 100m	50	Reese WEBSTER	SO	11.36 (1.6)	3/30/24	0.01	0.01	0.02
▶ 100H	41	Indea CARTWRIGHT	JR	13.28 (1.4)	3/30/24	0.225	0.00	0.23
▶ 200m	44	Reese WEBSTER	SO	23.23 (0.8)	3/30/24	0.15	0.09	0.24
▶ 800m	44	Katelyn LOCKER	SO	2:04.46	4/13/24	0.15	0.02	0.17
▶ Steeple	17	Calli DOAN	SR	10:03.90	4/13/24	4.5	0.46	4.96
▶ PV	31	Katie URBINE	FR	4.20m 13-9¼	3/30/24	0.65	0.00	0.65
▶ HT	26	Paola BUENO	SO	62.83m 206-2	3/30/24	0.9	0.10	1.00
▶ HEPT	42	Patasha BRYAN	SO	5,217	4/13/24	0.2	0.00	0.20
LIBERTY TFRI Team Total								7.46



WOMEN — 2024 Week #5, April 23

113 Jackson State SWAC

LW:

Scored bests come from CURRENT qualifying season

JACKSON STATE TFRI Team Total 4.92

114 **McNeese State**
Southland

LW: 102

Scored bests come from CURRENT qualifying season

MCNEESE STATE TFRI Team Total 4.73

115 **ULM**
Sun Belt

LW: 108

Scored bests come from CURRENT qualifying season

ULM TFR1 Team Total 4.67

116 North Dakota

LW: 117

Scored bests come from CURRENT qualifying season

NORTH DAKOTA TFERI Team Total 4.65

117 Arizona State

LW: 113

Scored bests come from CURRENT qualifying season

ARIZONA STATE TFR Team Total 4.57

118 **Bucknell**
Patriot

LW: 115

Scored bests come from CURRENT qualifying season

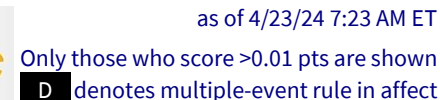
BUCKNELL TFR/ Team Total 4.55

119 Western Michigan

LW: 104

Scored bests come from CURRENT qualifying season

WESTERN MICHIGAN TFR1 Team Total 4.45



120 **Alabama State**
SWAC

▼ 9
LW: 111

ALABAMA STATE TFERI Team Total 3.96

121 **North Carolina A&T**
CAA

 **1**
LW: 122

NORTH CAROLINA A&T TFERI Team Total 3.38

122 **Kent State**
Mid-American

2
LW: 120

KENT STATE TFRI Team Total **3.24**

123 **Maine**
America East

▼ 4
LW: 119

MAINE TFRI Team Total 2.86

124 **Utah**
Pac-12

1
LW: 125

▶ 400H	38	Harley DANIEL	SO	58.21	3/23/24	0.3	0.00	0.30
▶ 800m	33	Josefine ERIKSEN	SR	2:03.69	4/20/24	0.55	0.23	0.78
▶ 800m	38	Brooke MANSON	SR	2:04.05	4/13/24	0.3	0.13	0.43
▶ 1500m	48	Erin VRINGER	SO	4:16.28	4/13/24	0.05	0.00	0.05
▶ 4x400	36	Ally Gomm, Harley Daniel, Bailey Kealamakia, Josefine Eriksen		3:36.44	3/30/24	0.4	0.00	0.40

UTAH TFR1 Team Total 2.75

125 Cincinnati
Big 12

▼ 13
LW: 112

CINCINNATI TFRI Team Total 2.71

126 **Boston University**
Patriot

 **7**
LW: 133

BOSTON UNIVERSITY TFRI Team Total 2.15



Only those who score >0.01 pts are shown

D denotes multiple-event rule in affect

WOMEN — 2024 Week #5, April 23

127 **Lamar**
Southland

▼ 11
LW: 116

Event	NQR	Athlete	Yr	Season Qual. Best	Date	Pl. Pts.	Bonus	TOTAL
Scored bests come from CURRENT qualifying season								
▶ 100m	32	Brianna HOWARD	JR	11.30w (2.9)	3/30/24	0.6	0.17	0.77
▶ 400H	24	Chloe RODRIGUEZ	JR	57.40	4/6/24	1	0.33	1.33
LAMAR TFRI Team Total								2.10

128 East Carolina
American

9
LW: 137

Event	NQR	Athlete	Yr	Season Qual. Best	Date	Pl. Pts.	Bonus	TOTAL
Scored bests come from CURRENT qualifying season								
▶ 100m	36	Melicia MOUZZON	SR	11.31w (2.7)	4/6/24	0.4	0.15	0.55
▶ 100H	28	Sydni MCMILLAN	SR	13.16 (1.1)	4/20/24	0.8	0.25	1.05
▶ 200m	41	Melicia MOUZZON	SR	23.20 (0.4)	3/30/24	0.225	0.14	0.36
EAST CAROLINA TFRI Team Total								1.96

129 Georgia Tech
ACC

10
LW: 139

Event	NQR	Athlete	Yr	Season Qual. Best	Date	Pl. Pts.	Bonus	TOTAL	
Scored bests come from CURRENT qualifying season									
▶ 400H	43	Lydia TROUPE	SR	58.37	3/30/24	0.175	0.00	0.18	
▶ Steeple	27	Helena LINDSAY	SR	10:10.55	4/20/24	0.85	0.17	1.02	
▶ Steeple	49	Grace DRISKILL	JR	10:22.33	3/30/24	0.025	0.00	0.03	
▶ LJ	34	Ameia WILSON	SR	6.35m	20-10 (1.3)	3/30/24	0.5	0.00	0.50
GEORGIA TECH TFRI Team Total								1.72	

130 Hawai'i
Big West

 **4**
LW: 134

Event	NQR	Athlete	Yr	Season Qual. Best	Date	Pl. Pts.	Bonus	TOTAL	
Scored bests come from CURRENT qualifying season									
► TJ	46	Tara WYLLIE	SO	12.77m	41-10% (0.8)	3/29/24	0.1	0.00	0.10
► DISC	29	Hallee MOHR	SR	55.53m	182-2	4/13/24	0.75	0.00	0.75
► HEPT	33	Samantha GORDON	JR	5.295		4/13/24	0.55	0.00	0.55
HAWAII TFRI Team Total									1.40

131 North Florida
ASUN

▼ **10**
LW: 121

Event	NQR	Athlete	Yr	Season Qual. Best	Date	Pl. Pts.	Bonus	TOTAL
Scored bests come from CURRENT qualifying season								
► 800m	25	Smilla KOLBE	SO	2:03.29	3/30/24	0.95	0.35	1.30
NORTH FLORIDA TFR1 Team Total								1.30

132 **Grand Canyon**
WAC

▼ 5
LW: 127

Event	NOR	Athlete	Yr	Season Qual. Best	Date	Pl. Pts.	Bonus	TOTAL
Scored bests come from CURRENT qualifying season								
► TJ	43	Taryn BURKETT	JR	12.81mw	42-½ (2.6)	3/22/24	0.175	0.00
► HT	40	Hannah BLOOD	JR	61.22m	200-10	3/16/24	0.25	0.00
► HEPT	28	Summer GRUBBS	SR	5,344		4/6/24	0.8	0.06
GRAND CANYON TFR1 Team Total								1.29

133 **Florida A&M**
SWAC

▼ **3**
LW: 130

Event	NQR	Athlete	Yr	Season Qual. Best	Date	Pl. Pts.	Bonus	TOTAL
Scored bests come from CURRENT qualifying season								
▶ 400H	49	Katelynn SMITH	FR	58.52	4/13/24	0.025	0.00	0.03
▶ HJ	24	Breanna BROWN-MARSHALL	JR	1.79m	5-10½ 4/13/24	1	0.21	1.21
FLORIDA A&M TFR1 Team Total								1.24

134 **Brown**
Ivy League

▼ 5
LW: 129

Event	NOR	Athlete	Yr	Season Qual. Best	Date	Pl. Pts.	Bonus	TOTAL
Scored bests come from CURRENT qualifying season								
► HJ	24	Rudecia BERNARD	JR	1.79m	5-10½	3/23/24	1 0.21	1.21
► HJ	50	Chiamaka ODENIGBO	SR	1.76m	5-9¼	3/23/24	0.01 0.00	0.01
BROWN TFRI Team Total								1.22



Only those who score >0.01 pts are shown

D denotes multiple-event rule in affect

WOMEN — 2024 Week #5, April 23

135 **La Salle**
Atlantic 10

14
LW: 149

Event	NQR	Athlete	Yr	Season Qual. Best	Date	Pl. Pts.	Bonus	TOTAL
Scored bests come from CURRENT qualifying season								
► 800m	30	Christine MANCINI	SR	2:03.56	4/20/24	0.7	0.27	0.97
► Steeple	40	Gwenno GOODE	FR	10:18.44	4/13/24	0.25	0.00	0.25
LA SALLE TFRI Team Total								1.22

136 Jacksonville
ASUN

▼ 8
LW: 128

Event	NQR	Athlete	Yr	Season Qual. Best	Date	Pl. Pts.	Bonus	TOTAL	
Scored bests come from CURRENT qualifying season									
► 4x100	49	Cassidra Thompson, Mariandree Chacon, Cassie Thompson, Savannah Chadic		44.89	3/30/24	0.025	0.00	0.03	
► TJ	25	Ma'kala DAVIS	FR	12.97m	42-6¾ (0.8)	4/6/24	0.95	0.24	1.19
JACKSONVILLE TFRI Team Total								1.22	

137 **Grambling State**
SWAC

▼ 5
LW: 132

Event	NQR	Athlete	Yr	Season Qual. Best	Date	Pl. Pts.	Bonus	TOTAL
Scored bests come from CURRENT qualifying season								
► HJ	24	Jamie RICHARDSON	SO	1.79m	5-10½	4/13/24	1 0.21	1.21
GRAMBLING STATE TFRI Team Total								1.21

138 **UC Irvine**
Big West

unch
LW: 138

Event	NOR	Athlete	Yr	Season Qual. Best	Date	Pl. Pts.	Bonus	TOTAL
Scored bests come from CURRENT qualifying season								
▶ 10,000m	28	Sameen ANDAR	JR	33:07.48	4/13/24	0.8	0.21	1.01
▶ HJ	50	Kailah MCKENZIE	FR	1.76m 5-9¼	3/9/24	0.01	0.00	0.01
▶ HEPT	43	Jolie ROBINSON	JR	5,213	3/23/24	0.175	0.00	0.18
UC IRVINE TFRI Team Total								1.19

139 **Maryland**
Big Ten

▼ **3**
LW: 136

Event	NQR	Athlete	Yr	Season Qual. Best	Date	Pl. Pts.	Bonus	TOTAL
Scored bests come from CURRENT qualifying season								
► JAV	24	Kayla THORPE	SR	51.69m	169-7	4/13/24	1	0.16
MARYLAND TFRI Team Total								1.16

140 Coastal Carolina
Sun Belt

6
LW: 146

Event	NOR	Athlete	Yr	Season Qual. Best	Date	Pl. Pts.	Bonus	TOTAL
Scored bests come from CURRENT qualifying season								
▶ 100H	31	Amanda KINLOCH	JR	13.18 (1.1)	4/20/24	0.65	0.20	0.85
▶ 10,000m	48	Molly JONES	JR	33:25.80	3/30/24	0.05	0.00	0.05
▶ HJ	40	Ebba HEDBERG	FR	1.77m 5-9¾	3/15/24	0.25	0.00	0.25
COASTAL CAROLINA TFRI Team Total								1.15

141 **UNLV**
Mountain West

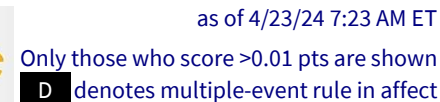
▼ **15**
LW: 126

Event	NQR	Athlete	Yr	Season Qual. Best	Date	Pl. Pts.	Bonus	TOTAL
Scored bests come from CURRENT qualifying season								
► 100m	50	Kennedi PORTER	JR	11.36w (3.6)	4/6/24	0.01	0.01	0.02
► 4x100	24	Chineyre Okoro, Kennedi Porter, AnnaKay Maitland, Jaydea Carter		44.29	3/23/24	1	0.09	1.09
UNLV TFRI Team Total								1.11

142 **Northwestern**
Independent

▼ **1**
LW: 141

Event	NQR	Athlete	Yr	Season Qual. Best	Date	Pl. Pts.	Bonus	TOTAL
Scored bests come from CURRENT qualifying season								
► 5000m	28	Ava EARL	JR	15:46.51	3/30/24	0.8	0.27	1.07
NORTHWESTERN TFRI Team Total								1.07



WOMEN — 2024 Week #5, April 23

143 **Louisiana**
Sun Belt

▼ 8
LW: 135

Event	NQR	Athlete	Yr	Season Qual. Best	Date	Pl. Pts.	Bonus	TOTAL
Scored bests come from CURRENT qualifying season								
► 400H	30	Moseiha BRIDGEN	JR	57.77	4/6/24	0.7	0.12	0.82
► HJ	50	Kennedy WASHINGTON	SR	1.76m	5-9¼	0.01	0.00	0.01
► HJ	50	Alaysha VEAL	SO	1.76m	5-9¼	0.01	0.00	0.01
► JAV	44	Marin BARRAS	JR	49.21m	161-6	0.15	0.00	0.15
LOUISIANA TFRI Team Total								0.99

144 Arkansas State

▼ 1
LW: 143

Event	NQR	Athlete	Yr	Season Qual. Best	Date	Pl. Pts.	Bonus	TOTAL	
Scored bests come from CURRENT qualifying season									
► HJ	50	Miranda BURGETT	FR	1.76m	5-9¼	4/13/24	0.01	0.00	0.01
► SP	28	Selase SAMPRAM	JR	16.77m	55-¼	3/30/24	0.8	0.02	0.82
► SP	44	Michelle OGBEMUDIA	JR	16.26m	53-4¼	3/30/24	0.15	0.00	0.15
ARKANSAS STATE TFRI Team Total									0.98

145 **Marshall**
Sun Belt

3
LW: 148

Event	NQR	Athlete	Yr	Season Qual. Best	Date	Pl. Pts.	Bonus	TOTAL
Scored bests come from CURRENT qualifying season								
► 10,000m	29	Abby HERRING	SR	33:08.07	3/30/24	0.75	0.20	0.95
MARSHALL TFRI Team Total								0.95

146 **Monmouth**
CAA

LW:

Event	NOR	Athlete	Yr	Season Qual. Best	Date	Pl. Pts.	Bonus	TOTAL
Scored bests come from CURRENT qualifying season								
▶ 400H	33	Yasmeen TINSLEY	JR	57.90	4/20/24	0.55	0.05	0.60
▶ HJ	40	Veronica CHAYNOV	JR	1.77m	5-9¾ 4/20/24	0.25	0.00	0.25
MONMOUTH TFRI Team Total								0.85

147 **Utah State**
Mountain West

▼ 23
LW: 124

Event	NQR	Athlete	Yr	Season Qual. Best	Date	Pl. Pts.	Bonus	TOTAL
Scored bests come from CURRENT qualifying season								
► Steeple	30	Shelby JENSEN	FR	10:11.58	3/30/24	0.7	0.13	0.83
UTAH STATE TFRI Team Total								0.83

148 Eastern Washington

6
LW: 142

Event	NQR	Athlete	Yr	Season Qual. Best	Date	Pl. Pts.	Bonus	TOTAL
Scored bests come from CURRENT qualifying season								
► LJ	41	Kimberly SMITH	JR	6.27m 20-7 (1.0)	3/16/24	0.225	0.00	0.23
► TJ	34	Caitlin SIMMONS	SO	12.90mw 42-4 (2.3)	4/13/24	0.5	0.09	0.59
EASTERN WASHINGTON TFR! Team Total								0.81

149 **Memphis**
American

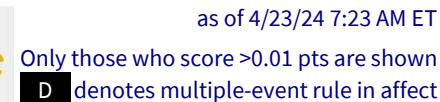
LW:

Event	NQR	Athlete	Yr	Season Qual. Best	Date	Pl. Pts.	Bonus	TOTAL
Scored bests come from CURRENT qualifying season								
▶ 100H	45	Gizel CLAYTON	SO	13.29 (1.6)	4/20/24	0.125	0.00	0.13
▶ PV	31	Arina RAZINA	FR	4.20m 13-9%	4/20/24	0.65	0.00	0.65
MEMPHIS TFRI Team Total								0.78

150 Jacksonville State
Conference USA

unch
LW: 150

Event	NQR	Athlete	Yr	Season Qual. Best	Date	Pl. Pts.	Bonus	TOTAL
Scored bests come from CURRENT qualifying season								
► 100m	32	Elo Blessing OKPAH	FR	11.30w (2.5)	3/30/24	0.6	0.17	0.77
JACKSONVILLE STATE TFR! Team Total								0.77



151

Louisiana Tech

Conference USA

▼

11

LW: 140

152 Eastern Kentucky  **21**
ASUN LW: 131

153


San Francisco

Independent

▼

9

LW: 144

154 **Navy**  **23**
Patriot LW: 177

155 **Eastern Michigan**  **2**
Mid-American LW: 157

156 **Western Carolina**  **2**
SoCon LW: 154

157

UT Arlington

WAC

▼

10

LW: 147

158

Albany

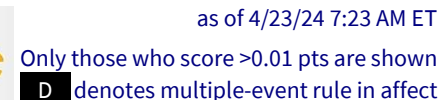
America East

▼

6

LW: 152

Event	NQR	Athlete	Yr	Season Qual. Best	Date	Pl. Pts.	Bonus	TOTAL	
Scored bests come from CURRENT qualifying season									
► HJ	50	Amelia BENJAMIN	FR	1.76m	5-9¼	4/13/24	0.01	0.00	0.01
► TJ	37	Leann NICHOLAS	JR	12.88m	42-3¼ (-1.0)	4/13/24	0.35	0.04	0.39
► HT	48	Ludith CAMPOS	SR	60.34m	198-0	4/19/24	0.05	0.00	0.05
ALBANY TFRI Team Total									0.45



WOMEN — 2024 Week #5, April 23

159 **Purdue**
Big Ten

▼ 8
LW: 151

Event	NQR	Athlete	Yr	Season Qual. Best	Date	Pl. Pts.	Bonus	TOTAL
Scored bests come from CURRENT qualifying season								
► TJ	48	Rieko WILFORD	JR	12.75mw 41-10 (3.8)	4/19/24	0.05	0.00	0.05
► HEPT	36	Bryanna CRAIG	SO	5,285	4/6/24	0.4	0.00	0.40
PURDUE TFRI Team Total								0.45

160 Middle Tennessee Conference USA

3
LW: 163

Event	NQR	Athlete	Yr	Season Qual. Best	Date	Pl. Pts.	Bonus	TOTAL
Scored bests come from CURRENT qualifying season								
► 10,000m	39	Odilia JEPCHUMBA	FR	33:16.76	3/30/24	0.275	0.06	0.34
► 10,000m	46	Purity SANGA	SR	33:23.07	4/13/24	0.1	0.00	0.10
MIDDLE TENNESSEE TRI Team Total								0.44

161 **Idaho**
Big Sky

▼ **16**
LW: 145

Event	NQR	Athlete	Yr	Season Qual. Best	Date	Pl. Pts.	Bonus	TOTAL
Scored bests come from CURRENT qualifying season								
► Steeple	36	Katja PATTIS	JR	10:15.29	4/13/24	0.4	0.00	0.40
IDAHO TFRI Team Total								0.40

162 Milwaukee
Horizon

10
LW: 172

Event	NQR	Athlete	Yr	Season Qual. Best	Date	Pl. Pts.	Bonus	TOTAL
Scored bests come from CURRENT qualifying season								
▶ 100H	45	Natalie BLOCK	SR	13.29w (2.1)	3/30/24	0.125	0.00	0.13
▶ 400H	42	Natalie BLOCK	SR	58.34	4/20/24	0.2	0.00	0.20
MILWAUKEE TRI Team Total								0.33

163 Georgia State
Sun Belt

▼ 6
LW: 157

Event	NQR	Athlete	Yr	Season Qual. Best	Date	Pl. Pts.	Bonus	TOTAL
Scored bests come from CURRENT qualifying season								
► 4x100	38	Maleah Heard, Camarii Tellis, Jada McBean, Blake Blakemore	44.63		3/30/24	0.3	0.00	0.30
GEORGIA STATE TFRI Team Total								0.30

164 **Murray State**
Missouri Valley

9
LW: 173

Event	NQR	Athlete	Yr	Season Qual. Best	Date	Pl. Pts.	Bonus	TOTAL	
Scored bests come from CURRENT qualifying season									
► 4x400	40	Chelby Melvin, Anouk Krause-Jentsch, Simone Joseph, Kayla Bell		3:37.43	4/19/24	0.25	0.00	0.25	
► HJ	50	Meghan FLETCHER	SR	1.76m	5-9¼	3/30/24	0.01	0.00	0.01
► HEPT	49	Jenna PAULY	SR	5,174		3/30/24	0.025	0.00	0.03
MURRAY STATE TFR! Team Total								0.29	

165 Manhattan

3
LW: 168

Event	NQR	Athlete	Yr	Season Qual. Best	Date	Pl. Pts.	Bonus	TOTAL
Scored bests come from CURRENT qualifying season								
► HT	39	Kristin STICKDORN	SR	61.50m	201-9	4/13/24	0.275	0.00
MANHATTAN TFR/ Team Total								0.28

166 **Towson**
CAA

▲ 12
LW: 178

Event	NOR	Athlete	Yr	Season Qual. Best	Date	Pl. Pts.	Bonus	TOTAL
Scored bests come from CURRENT qualifying season								
► 4x100	40	#Type!		44.67	4/20/24	0.25	0.00	0.25
TOWSON TFR! Team Total								0.25



Only those who score >0.01 pts are shown

D denotes multiple-event rule in affect

WOMEN — 2024 Week #5, April 23

167 **Abilene Christian**
WAC

unch
LW: 167

Event	NQR	Athlete	Yr	Season Qual. Best	Date	Pl. Pts.	Bonus	TOTAL
Scored bests come from CURRENT qualifying season								
► TJ	46	Ella ANTILA	SR	12.77mw 41-10% (4.0)	3/27/24	0.1	0.00	0.10
► JAV	45	Kaitlyn CALLAWAY	SR	49.17m 161-4	3/3/24	0.125	0.00	0.13
ABILENE CHRISTIAN TFRI Team Total								0.23

167 **Cal Poly**
Big West

▼ **11**
LW: 156

Event	NQR	Athlete	Yr	Season Qual. Best	Date	Pl. Pts.	Bonus	TOTAL
Scored bests come from CURRENT qualifying season								
► 5000m	49	Tatiana CORNEJO	SO	15:56.19	4/13/24	0.025	0.00	0.03
► PV	42	Lexi EVANS	SO	4.15m 13-7¼	3/23/24	0.2	0.00	0.20
CAL POLY TFRI Team Total								0.23

167 **SMU**
American

▼ 6
LW: 161

Event	NQR	Athlete	Yr	Season Qual. Best	Date	Pl. Pts.	Bonus	TOTAL
Scored bests come from CURRENT qualifying season								
► HEPT	41	Gabriella AYITEYFIO	JR	5,226	4/13/24	0.225	0.00	0.23
SMU TFRI Team Total								0.23

170 **Air Force**
Mountain West

▼ **17**
LW: 153

Event	NQR	Athlete	Yr	Season Qual. Best	Date	Pl. Pts.	Bonus	TOTAL
Scored bests come from CURRENT qualifying season								
► Steeple	48	Rachel CRYTSE	SR	10:22.21	3/30/24	0.05	0.00	0.05
► 5000m	44	Halle HAMILTON	JR	15:54.47	4/13/24	0.15	0.00	0.15
AIR FORCE TERI Team Total								0.20

170 **Montana State**
Big Sky

▼ 15
LW: 155

Event	NQR	Athlete	Yr	Season Qual. Best	Date	Pl. Pts.	Bonus	TOTAL
Scored bests come from CURRENT qualifying season								
► Steeple	42	Grace GILBRETH	JR	10:20.38	3/30/24	0.2	0.00	0.20
MONTANA STATE TFRI Team Total								0.20

172 Southern Utah

LW:

Event	NQR	Athlete	Yr	Season Qual. Best	Date	Pl. Pts.	Bonus	TOTAL
Scored bests come from CURRENT qualifying season								
► HT	43	Rebecca HAZELET	SR	60.91mA 199-10	4/20/24	0.175	0.00	0.18
SOUTHERN UTAH TFRI Team Total								0.18

172 **UC Santa Barbara**
Big West

▼ 4
LW: 168

Event	NQR	Athlete	Yr	Season Qual. Best	Date	Pl. Pts.	Bonus	TOTAL
Scored bests come from CURRENT qualifying season								
► JAV	43	Malia BENSON	SR	49.51m	162-5	3/8/24	0.175	0.00
UC SANTA BARBARA TFR! Team Total								0.18

174 **High Point**
Big South

LW:

Event	NQR	Athlete	Yr	Season Qual. Best	Date	Pl. Pts.	Bonus	TOTAL
Scored bests come from CURRENT qualifying season								
► 400H	44	Lindsay COOPER	SR	58.41	4/19/24	0.15	0.00	0.15
HIGH POINT TFR1 Team Total								0.15

174 **Tulsa**
American

▼ 14
LW: 160

Event	NQR	Athlete	Yr	Season Qual. Best	Date	Pl. Pts.	Bonus	TOTAL
Scored bests come from CURRENT qualifying season								
► Steeple	44	Katharina PESENDORFER	SR	10:21.13	4/13/24	0.15	0.00	0.15
TULSA TFR! Team Total								0.15



Only those who score >0.01 pts are shown

D denotes multiple-event rule in affect

WOMEN — 2024 Week #5, April 23

174 **UMass Lowell**
America East

6
LW: 180

Scored bests come from CURRENT qualifying season

UMASS LOWELL TFR/ Team Total 0.15

177 **Central Arkansas**
ASUN

▼ **1**
LW: 176

Scored bests come from CURRENT qualifying season

CENTRAL ARKANSAS TFR1 Team Total 0.13

177 **Weber State**
Big Sky

▼ **16**
LW: 161

Scored bests come from CURRENT qualifying season

WEBER STATE TFRI Team Total 0.13

179 West Virginia

▼ **14**
LW: 165

Scored bests come from CURRENT qualifying season

WEST VIRGINIA TFRI Team Total 0.10

180 **Drake**
Missouri Valley

▼ 1
LW: 179

Scored bests come from CURRENT qualifying season

DRAKE TFRI Team Total 0.08

181 **Indiana**
Big Ten

1
LW: 182

Scored bests come from CURRENT qualifying season

INDIANA TFR/ Team Total 0.05

181 **Wyoming**
Mountain West

▼ **10**
LW: 171

Scored bests come from CURRENT qualifying season

WYOMING TFRI Team Total 0.05

183 **Illinois State**
Missouri Valley

▼ 9
LW: 174

Scored bests come from CURRENT qualifying season

ILLINOIS STATE TFRI Team Total 0.03

184 **Charleston Southern**
Big South

LW:

Scored bests come from CURRENT qualifying season

CHARLESTON SOUTHERN TFR1 Team Total 0.01

184 **Elon**
CAA

4
LW: 188

Scored bests come from CURRENT qualifying season

ELON TFRI Team Total 0.01



WOMEN — 2024 Week #5, April 23

184 **North Texas**  **1**
American LW: 183

Event	NQR	Athlete	Yr	Season Qual. Best	Date	Pl. Pts.	Bonus	TOTAL
-------	-----	---------	----	-------------------	------	----------	-------	-------

Scored bests come from CURRENT qualifying season

▶ 400H	50	Chinazaekpere OKOYE	SO	58.56	4/11/24	0.01	0.00	0.01
--------	----	---------------------	----	-------	---------	------	------	------

NORTH TEXAS TFRI Team Total 0.01

184 **Southeastern Louisiana**
Southland LW:

Event	NQR	Athlete	Yr	Season Qual. Best	Date	Pl. Pts.	Bonus	TOTAL
-------	-----	---------	----	-------------------	------	----------	-------	-------

Scored bests come from CURRENT qualifying season

▶ 400H	50	Esther NWANZE	JR	58.56	4/20/24	0.01	0.00	0.01
--------	----	---------------	----	-------	---------	------	------	------

SOUTHEASTERN LOUISIANA TFRI Team Total 0.01

184 **Western Illinois**  **10**
OVC LW: 174

Event	NQR	Athlete	Yr	Season Qual. Best	Date	Pl. Pts.	Bonus	TOTAL
-------	-----	---------	----	-------------------	------	----------	-------	-------

Scored bests come from CURRENT qualifying season

▶ LJ	50	Renee RAGLIN	SO	6.22m 20-5 (0.0)	4/13/24	0.01	0.00	0.01
------	----	--------------	----	------------------	---------	------	------	------

WESTERN ILLINOIS TFRI Team Total 0.01