



Only those who score >0.01 pts are shown

D denotes multiple-event rule in affect

WOMEN — 2024 Week #6, April 30LSU
SEC

unch

LW: 1

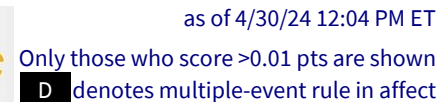
Event	NQR	Athlete	Yr	Season Qual. Best	Date	Pl. Pts.	Bonus	TOTAL
Scored bests come from CURRENT qualifying season								
▶ 100m	2	Brianna LYSTON	SO	10.84w (2.2)	4/20/24	28	2.69	30.69
▶ 100m	5	Thelma DAVIES	SR	10.92w (2.8)	4/27/24	22	2.05	24.05
▶ 100m	15	Tima GODBLESS	FR	11.14w (3.4)	3/30/24	6	0.72	6.72
▶ 100m	40	Morgan SMALLS	SR	11.31w (2.8)	4/27/24	0.25	0.08	0.33
▶ 100m	50	Aniyah BIGAM	FR	11.33w (2.8)	4/27/24	0.01	0.03	0.04
▶ 100H	2	Leah PHILLIPS	SR	12.71 (1.8)	4/27/24	28	2.51	30.51
▶ 100H	4	Shani'a BELLAMY	SR	12.77 (1.8)	4/27/24	24	1.99	25.99
▶ 100H	8	Alia ARMSTRONG	SR	12.84 (1.8)	4/27/24	16	1.38	17.38
▶ 100H	46	Sydney CLEMENS	SR	13.24 (1.6)	4/20/24	0.1	0.00	0.10
▶ 200m	3	Brianna LYSTON	SO	22.35w (2.8)	4/20/24	26	2.51	28.51
▶ 200m	4	Thelma DAVIES	SR	22.39w (2.2)	4/27/24	24	2.32	26.32
▶ 200m	34	Aniyah BIGAM	FR	23.07w (2.8)	4/20/24	0.5	0.20	0.70
▶ 200m	41	Leah PHILLIPS	SR	23.15w (2.8)	4/20/24	0.225	0.08	0.30
▶ 200m	43	Tima GODBLESS	FR	23.16w (2.2)	3/30/24	0.175	0.06	0.24
▶ 400m	9	Ella ONOJUWVEWVO	SO	51.32	4/13/24	14	1.02	15.02
▶ 400H	8	Shani'a BELLAMY	SR	56.23	4/13/24	16	1.27	17.27
▶ 400H	12	Leah PHILLIPS	SR	56.50	3/30/24	9	0.95	9.95
▶ 400H	18	Garriel WHITE	JR	56.88	4/20/24	4	0.58	4.58
▶ 800m	1	Michaela ROSE	JR	1:58.37	4/13/24	30	3.99	33.99
▶ 800m	21	Lorena RANGEL BATRES	SR	2:03.00	3/30/24	2.5	0.38	2.88
▶ 1500m	20	Lorena RANGEL BATRES	SR	4:11.63	4/13/24	3	0.48	3.48
▶ 1500m	28	Michaela ROSE	JR	4:12.88	3/30/24	0.8	0.28	1.08
▶ 10,000m	12	Ella CHESNUT	SO	32:46.56	3/30/24	9	0.85	9.85
▶ 4x100	2	Aniyah Bigam, Tima Godbless, Brianna Lyston, Thelma Davies		43.05	4/13/24	28	2.75	30.75
▶ 4x400	2	Ella Onojuvwevwwo, Shani'a Bellamy, Michaela Rose, Garriel White		3:26.55	4/27/24	28	3.37	31.37
▶ HJ	21	Morgan SMALLS	SR	1.80m 5-10¾	3/30/24	D 2	0.21	2.21
▶ LJ	10	Morgan SMALLS	SR	6.57mw 21-6¾ (2.3)	3/29/24	12	0.88	12.88
▶ TJ	15	Morgan SMALLS	SR	13.17m 43-2½ (0.4)	4/27/24	6	0.58	6.58
▶ TJ	33	Taylor FINGERS	FR	12.94m 42-5½ (1.9)	4/13/24	0.55	0.09	0.64
▶ DISC	21	Estel VALEANU	SR	57.53m 188-9	4/27/24	2.5	0.33	2.83
▶ JAV	7	Trinity SPOONER	FR	55.24m 181-3	4/20/24	18	1.45	19.45
▶ JAV	37	Alexis GUILLORY	FR	50.21m 164-9	3/16/24	0.35	0.00	0.35
LSU TFRI Team Total								397.04

Arkansas
SEC

unch

LW: 2

Event	NQR	Athlete	Yr	Season Qual. Best	Date	Pl. Pts.	Bonus	TOTAL
Scored bests come from CURRENT qualifying season								
▶ 100m	47	Ariane LINTON	SO	11.32w (2.8)	4/27/24	0.075	0.06	0.13
▶ 200m	8	Amber ANNING	SR	22.66w (2.2)	4/27/24	16	1.18	17.18
▶ 200m	10	Kaylyn BROWN	FR	22.77 (-1.8)	4/13/24	12	0.84	12.84
▶ 200m	12	Rosaline EFFIONG	JR	22.78 (0.9)	4/19/24	9	0.81	9.81
▶ 400m	1	Kaylyn BROWN	FR	49.95	4/13/24	30	3.13	33.13
▶ 400m	3	Amber ANNING	SR	50.08	4/13/24	26	2.89	28.89
▶ 400m	4	Nickisha PRYCE	JR	50.13	4/13/24	24	2.79	26.79
▶ 400m	28	Rosaline EFFIONG	JR	52.23	4/13/24	0.8	0.26	1.06
▶ 400m	41	Aaliyah PYATT	JR	52.64	4/19/24	0.225	0.02	0.24
▶ 400H	2	Rachel GLENN	SO	54.91	4/13/24	28	3.50	31.50
▶ 800m	23	Sanu JALLOW	SO	2:03.14	4/27/24	1.5	0.34	1.84
▶ 1500m	45	Mia COCHRAN	SO	4:15.46	4/19/24	0.125	0.00	0.13
▶ Steeple	9	Laura TABORDA	SR	9:54.71	3/30/24	14	0.98	14.98
▶ 5000m	6	Sydney THORVALDSON	JR	15:25.07	4/13/24	20	1.49	21.49
▶ 10,000m	5	Sydney THORVALDSON	JR	32:36.47	3/30/24	22	1.34	23.34
▶ 10,000m	36	Paityn NOE	FR	33:11.74	4/13/24	0.4	0.14	0.54
▶ 4x100	3	Ariane Linton, Rosaline Effiong, Kaylyn Brown, Amber Anning		43.13	4/13/24	26	2.48	28.48
▶ 4x400	1	Amber Anning, Kaylyn Brown, Rachel Glenn, Aaliyah Pyatt		3:26.10	4/13/24	30	3.70	33.70
▶ HJ	3	Rachel GLENN	SO	1.90m 6-2¾	4/27/24	26	2.30	28.30
▶ PV	20	Marin CHAMBERLIN	SR	4.26m 13-11¾	4/19/24	3	0.24	3.24
▶ PV	43	Hannah ESTES	FR	4.18m 13-8½	3/30/24	0.175	0.00	0.18
▶ LJ	27	Nia ROBINSON	SR	6.43mw 21-1¼ (2.6)	4/27/24	0.85	0.19	1.04
ARKANSAS TFRI Team Total								318.83



3

Oregon



LW: 4

OREGON TFRI Team Total 273.12



Texas A&M
SEC



LW: 3

TEXAS A&M TFR1 Team Total 271.98



Only those who score >0.01 pts are shown

D denotes multiple-event rule in affect

5 South Carolina SEC

unch
LW: 5

Event	NQR	Athlete	Yr	Season Qual. Best	Date	Pl. Pts.	Bonus	TOTAL
Scored bests come from CURRENT qualifying season								
▶ 100m	7	Cynteria JAMES	FR	11.01 (1.7)	3/23/24	18	1.39	19.39
▶ 100m	12	JaMeesia FORD	FR	11.13 (0.0)	4/27/24	D 2	0.77	2.77
▶ 100m	28	Zaya AKINS	FR	11.26 (1.7)	3/23/24	0.8	0.21	1.01
▶ 200m	1	JaMeesia FORD	FR	22.21 (0.0)	4/27/24	30	3.18	33.18
▶ 200m	5	Jayla JAMISON	JR	22.58 (0.9)	3/30/24	22	1.43	23.43
▶ 200m	14	Aalliyah FRANCIS	SO	22.82w (3.1)	4/13/24	7	0.69	7.69
▶ 200m	29	Cynteria JAMES	FR	22.99w (3.1)	4/13/24	0.75	0.32	1.07
▶ 200m	41	Zaya AKINS	FR	23.15w (3.2)	3/16/24	0.225	0.08	0.30
▶ 400m	5	JaMeesia FORD	FR	50.81	4/13/24	22	1.65	23.65
▶ 400m	18	Zaya AKINS	FR	51.83	4/27/24	4	0.50	4.50
▶ 400m	31	Jahnile REGISTRE	JR	52.35	4/13/24	0.65	0.19	0.84
▶ 800m	10	Judy KOSGEI	FR	2:01.66	3/30/24	12	1.15	13.15
▶ 800m	16	Sylvia CHELANGAT	SO	2:02.73	4/19/24	5	0.48	5.48
▶ 1500m	2	Judy KOSGEI	FR	4:07.65	4/19/24	28	2.14	30.14
▶ Steeple	17	Teresa CHEROTICH	FR	10:01.61	4/19/24	4.5	0.46	4.96
▶ 4x100	5	Jayla Jamison, Cynteria James, Zaya Akins, JaMeesia Ford		43.25	4/13/24	22	2.08	24.08
▶ 4x400	7	Aalliyah Francis, Jayla Jamison, Sylvia Chelangat, JaMeesia Ford		3:28.57	3/30/24	18	1.90	19.90
▶ DISC	49	Ella LUCAS	FR	53.35m 175-1	3/16/24	0.025	0.00	0.03
SOUTH CAROLINA TFRI Team Total								215.56

6 Illinois Big Ten

unch
LW: 6

Event	NQR	Athlete	Yr	Season Qual. Best	Date	Pl. Pts.	Bonus	TOTAL
Scored bests come from CURRENT qualifying season								
► 200m	21	Jessica MCDOWELL	SR	22.95w (2.9)	4/13/24	2.5	0.38	2.88
► 200m	39	Sophia BECKMON	FR	23.13w (2.9)	4/13/24	0.275	0.11	0.38
► 400m	11	Jessica MCDOWELL	SR	51.41	3/30/24	10	0.91	10.91
► 4x100	13	Asia Thomas, Sophia Beckmon, Jessica McDowell, Tacia Humphrey		43.78	4/20/24	8	0.57	8.57
► HJ	3	Bara SAJDOKOVA	JR	1.90m 6-2¾	3/30/24	26	2.30	28.30
► HJ	7	Rose YEOAH	JR	1.87m 6-1½	4/20/24	18	1.38	19.38
► HJ	48	Taylor BEARD	JR	1.77m 5-9¾	3/16/24	0.05	0.00	0.05
► PV	7	Tori THOMAS	JR	4.37m 14-4	4/27/24	18	1.17	19.17
► PV	37	Mia MORELLO	SO	4.20m 13-9¼	3/16/24	0.35	0.00	0.35
► LJ	3	Tacia HUMPHREY	JR	6.73mw 22-1 (2.6)	4/13/24	26	2.46	28.46
► LJ	5	Elizabeth NDUDI	FR	6.68m 21-11 (1.9)	4/13/24	22	1.85	23.85
► LJ	7	Darja SOPOVA	JR	6.64m 21-9½ (1.9)	4/13/24	18	1.45	19.45
► TJ	7	Darja SOPOVA	JR	13.37m 43-10½ (0.6)	4/13/24	18	1.31	19.31
► HT	2	Amber SIMPSON	SR	70.21m 230-4	4/13/24	28	2.91	30.91
ILLINOIS TFRI Team Total								211.98



Only those who score >0.01 pts are shown

D denotes multiple-event rule in affect

WOMEN — 2024 Week #6, April 30

Florida
SEC

unch

LW: 7

Event	NQR	Athlete	Yr	Season Qual. Best		Date	Pl. Pts.	Bonus	TOTAL
Scored bests come from CURRENT qualifying season									
▶ 100H	1	Grace STARK	SR	12.56	(1.1)	4/13/24	30	3.84	33.84
▶ 100H	15	Jayla HOLLIS	SR	12.97	(1.8)	4/27/24	6	0.62	6.62
▶ 800m	17	Flomena ASEKOL	SR	2:02.83		3/30/24	4.5	0.43	4.93
▶ 1500m	19	Flomena ASEKOL	SR	4:11.55		4/13/24	3.5	0.49	3.99
▶ 1500m	40	Elise THORNER	SR	4:14.55		4/13/24	0.25	0.03	0.28
▶ Steeple	2	Elise THORNER	SR	9:28.49		4/13/24	28	4.09	32.09
▶ 10,000m	1	Parker VALBY	JR	30:50.43		4/13/24	30	6.82	36.82
▶ 4x100	11	Kayla Davis, Grace Stark, Jayla Hollis, Anthaya Charlton		43.60		4/27/24	10	0.95	10.95
▶ LJ	6	Anthaya CHARLTON	SO	6.67mw	21-10¾ (2.4)	4/27/24	20	1.73	21.73
▶ LJ	38	Claire BRYANT	SR	6.37mw	20-10¾ (2.6)	4/27/24	0.3	0.00	0.30
▶ TJ	43	Alissa BRAXTON	SR	12.87m	42-2¾ (0.0)	4/27/24	0.175	0.00	0.18
▶ SP	9	Alida VAN DAALEN	SO	18.10m	59-4¾	4/6/24	14	1.40	15.40
▶ SP	19	Gracelyn LIESETH	SO	17.16m	56-3¾	4/13/24	3.5	0.34	3.84
▶ DISC	1	Alida VAN DAALEN	SO	66.31m	217-7	4/20/24	30	6.46	36.46
FLORIDA TFRI Team Total									207.42

Texas
Big 12

5

LW: 13

Event	NQR	Athlete	Yr	Season Qual. Best	Date	Pl. Pts.	Bonus	TOTAL
Scored bests come from CURRENT qualifying season								
▶ 100m	16	Dejanea OAKLEY	SO	11.15w (2.8)	4/27/24	5	0.67	5.67
▶ 100H	23	Emelia CHATFIELD	SR	13.06w (2.9)	3/30/24	1.5	0.37	1.87
▶ 100H	44	Akala GARRETT	FR	13.23 (1.6)	4/20/24	0.15	0.00	0.15
▶ 200m	9	Dejanea OAKLEY	SO	22.73 (1.7)	4/27/24	14	0.96	14.96
▶ 200m	17	Kenondra DAVIS	JR	22.90 (1.7)	4/27/24	4.5	0.46	4.96
▶ 400m	34	Ziyah HOLMAN	SR	52.43	4/20/24	0.5	0.14	0.64
▶ 400H	4	Akala GARRETT	FR	55.93	4/20/24	24	1.77	25.77
▶ 800m	19	Olivia HOWELL	SR	2:02.92	4/27/24	3.5	0.40	3.90
▶ 1500m	42	Olivia HOWELL	SR	4:14.64	4/20/24	0.2	0.01	0.21
▶ 10,000m	19	Eva JESS	JR	32:54.06	4/13/24	3.5	0.58	4.08
▶ 4x400	24	Lauren Lewis, Dejanea Oakley, Kenondra Davis, Ziyah Holman		3:33.19	3/30/24	1	0.12	1.12
▶ HJ	21	Trinity TOMLINSON	SR	1.80m 5-10¾	4/6/24	2.5	0.21	2.71
▶ PV	50	Sophia KOWALSKI	FR	4.15m 13-7¼	4/27/24	0.01	0.00	0.01
▶ PV	50	Kaeli THOMPSON	SR	4.15m 13-7¼	3/30/24	0.01	0.00	0.01
▶ LJ	1	Ackelia SMITH	JR	7.10mw 23-3½ (3.1)	4/26/24	30	7.00	37.00
▶ LJ	8	Aaliyah FOSTER	FR	6.61mw 21-8¼ (3.2)	3/27/24	16	1.21	17.21
▶ LJ	46	Michelle GRAHAM	SR	6.27mw 20-7 (2.9)	4/26/24	0.1	0.00	0.10
▶ TJ	4	Ackelia SMITH	JR	13.44mw 44-1¼ (3.6)	4/26/24	24	1.60	25.60
▶ SP	7	Nina NDUBUISI	FR	18.19m 59-8¼	4/6/24	18	1.58	19.58
▶ SP	8	Chrystal HERPIN	JR	18.18m 59-7¾	3/30/24	16	1.56	17.56
▶ SP	10	Marilyn NWORA	SR	17.91m 58-9¼	4/6/24	12	1.11	13.11
▶ DISC	34	Chrystal HERPIN	JR	55.55m 182-3	4/27/24	0.5	0.00	0.50
▶ DISC	41	Nina NDUBUISI	FR	54.63m 179-3	4/6/24	0.225	0.00	0.23
▶ HEPT	14	Kristine BLAZEVICA	SR	5,662	3/30/24	7	0.81	7.81
TEXAS TFRI Team Total								204.76



Only those who score >0.01 pts are shown

D denotes multiple-event rule in affect

WOMEN — 2024 Week #6, April 30

9

Georgia
SEC



1

LW: 8

Event	NQR	Athlete	Yr	Season Qual. Best	Date	Pl. Pts.	Bonus	TOTAL
Scored bests come from CURRENT qualifying season								
▶ 100m	6	Kaila JACKSON	SO	10.97w (2.8)	4/27/24	20	1.66	21.66
▶ 100m	33	Autumn WILSON	SO	11.29w (2.8)	4/27/24	0.55	0.13	0.68
▶ 100H	46	Bella WITT	JR	13.24w (2.1)	4/13/24	0.1	0.00	0.10
▶ 200m	10	Kaila JACKSON	SO	22.77w (2.2)	4/27/24	12	0.84	12.84
▶ 200m	25	Autumn WILSON	SO	22.98 (-1.8)	4/13/24	0.95	0.34	1.29
▶ 200m	31	Aaliyah BUTLER	SO	23.05 (1.0)	3/23/24	0.65	0.23	0.88
▶ 400m	2	Aaliyah BUTLER	SO	50.05	4/13/24	28	2.94	30.94
▶ 400m	21	Kimberly HARRIS	SR	51.94	4/27/24	2.5	0.43	2.93
▶ 400m	49	Haley TATE	SO	52.83	4/13/24	0.025	0.00	0.03
▶ 400H	13	Dominique MUSTIN	SR	56.52	4/27/24	8	0.93	8.93
▶ 400H	31	Zoe POLLOCK	SR	57.54	3/23/24	0.65	0.22	0.87
▶ 4x100	6	Kaila Jackson, Autumn Wilson, Kimberly Harris, Aaliyah Butler		43.26	4/13/24	20	2.04	22.04
▶ 4x400	4	Aaliyah Butler, Kimberly Harris, Sydney Harris, Haley Tate		3:27.02	4/27/24	24	3.03	27.03
▶ HJ	2	Elena KULICHENKO	JR	1.93m 6-4	3/30/24	28	3.34	31.34
▶ SP	5	Kelsie MURRELL-ROSS	JR	18.33m 60-1¾	3/30/24	22	1.86	23.86
▶ HT	11	Stephanie RATCLIFFE	JR	67.06m 220-0	4/20/24	10	1.12	11.12
▶ JAV	33	Erin MCMENIMAN	SR	50.49m 165-8	3/30/24	0.55	0.00	0.55
▶ HEPT	49	Ella RUSH	SO	5,180	4/6/24	0.025	0.00	0.03
GEORGIA TFRI Team Total								197.11

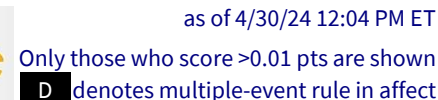
10

Tennessee SEC

unch

LW: 10

Event	NQR	Athlete	Yr	Season Qual. Best	Date	Pl. Pts.	Bonus	TOTAL
Scored bests come from CURRENT qualifying season								
▶ 100m	1	Jacious SEARS	SR	10.77 (1.6)	4/13/24	30	3.25	33.25
▶ 100m	8	Dennisha PAGE	SR	11.11 (0.5)	4/27/24	16	0.88	16.88
▶ 100m	40	Joella LLOYD	SR	11.31 (0.6)	3/30/24	0.25	0.08	0.33
▶ 100H	44	Layla ANDERSON	SO	13.23 (1.4)	4/20/24	0.15	0.00	0.15
▶ 200m	7	Dennisha PAGE	SR	22.61 (0.9)	4/27/24	18	1.34	19.34
▶ 200m	12	Jacious SEARS	SR	22.78 (0.9)	4/27/24	9	0.81	9.81
▶ 200m	19	Brianna WHITE	FR	22.91w (3.5)	4/13/24	3.5	0.44	3.94
▶ 400m	8	Javonya VALCOURT	SO	51.15	4/13/24	16	1.23	17.23
▶ 400m	19	Brianna WHITE	FR	51.86	4/6/24	3.5	0.48	3.98
▶ 400H	5	Kyla ROBINSON-HUBBARD	SR	55.98	4/13/24	22	1.68	23.68
▶ Steeple	44	Kayla GHOLAR	JR	10:17.36	4/19/24	0.15	0.00	0.15
▶ 5000m	35	Emily COVERT	SR	15:48.29	4/19/24	0.45	0.10	0.55
▶ 10,000m	46	Caroline LYERLY	FR	33:19.80	4/27/24	0.1	0.01	0.11
▶ 4x100	1	Jacious Sears, Dennisha Page, Jada Seaman, Brianna White		42.52	4/27/24	30	4.56	34.56
▶ 4x400	6	Javonya Valcourt, Dajour Miles, Kyla Robinson-Hubbard, Brianna White		3:28.53	4/27/24	20	1.93	21.93
▶ PV	13	Sarah SCHMITT	JR	4.33m 14-2½	4/27/24	8	0.72	8.72
TENNESSEE TFRI Team Total								194.61



11 **Texas Tech**
Big 12

12 Ole Miss SEC

1
LW: 11

Event	NQR	Athlete	Yr	Season Qual. Best	Date	Pl. Pts.	Bonus	TOTAL
Scored bests come from CURRENT qualifying season								
▶ 100m	4	McKenzie LONG	SR	10.89w (2.6)	3/30/24	24	2.29	26.29
▶ 100m	16	Jahniya BOWERS	SR	11.15 (-0.2)	4/13/24	5	0.67	5.67
▶ 200m	1	McKenzie LONG	SR	22.21w (2.2)	4/27/24	30	3.18	33.18
▶ 200m	25	Gabrielle MATTHEWS	SO	22.98 (1.1)	4/27/24	0.95	0.34	1.29
▶ 400H	16	Gabrielle MATTHEWS	SO	56.72	4/13/24	5	0.71	5.71
▶ 4x100	7	Jahniya Bowers, McKenzie Long, Gabrielle Matthews, Akilah Lewis		43.31	4/13/24	18	1.88	19.88
▶ SP	3	Jalani DAVIS	SR	18.54m 60-10	3/30/24	26	2.45	28.45
▶ SP	16	Akaoma ODELUGA	FR	17.37m 57-0	4/6/24	5	0.56	5.56
▶ SP	27	Jasmine MITCHELL	SR	16.92m 55-6¼	3/30/24	0.85	0.09	0.94
▶ SP	37	Mensi STIFF	FR	16.45m 53-11¾	4/6/24	0.35	0.00	0.35
▶ DISC	20	Jalani DAVIS	SR	57.54m 188-10	3/30/24	D 2	0.34	2.34
▶ HT	5	Jasmine MITCHELL	SR	69.37m 227-7	4/6/24	22	2.27	24.27
▶ HT	6	Jalani DAVIS	SR	68.78m 225-8	4/6/24	20	1.96	21.96
▶ HT	41	SkyLAR SOLI	FR	61.61m 202-2	3/30/24	0.225	0.00	0.23
OLE MISS TFRI Team Total								176.10



Only those who score >0.01 pts are shown

D denotes multiple-event rule in affect

13 Nebraska Big Ten

▼ **1**
LW: 12

NEBRASKA TFRI Team Total 138.34

14 Notre Dame

unch
LW: 14

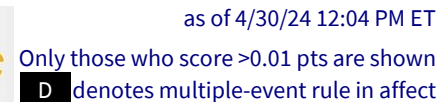
NOTRE DAME TFR1 Team Total 130.48

15 **Alabama**
SEC

unch
LW: 15

ALABAMA TFRI Team Total 119.22

14 Notre Dame **unch**
ACC LW: 14



16 Florida State ACC

5
LW: 21

FLORIDA STATE TFR1 Team Total 104.96

17 Oklahoma

▼ 1
LW: 16

OKLAHOMA TFRI Team Total 103.32

18 Southern California

1
LW: 19

▶ 4x400	16	Takiya Cenci, Jan'Taijah Jones, Jassani Carter, Christine Mallard		3:31.57		3/30/24	5	0.50	5.50
▶ HJ	21	Temitope OJORA	SR	1.80m	5-10¾	4/6/24	2.5	0.21	2.71
▶ LJ	40	Alyssa HOPE	FR	6.34m	20-9¾ (0.0)	3/29/24	0.25	0.00	0.25
▶ TJ	2	Temitope OJORA	SR	13.82mw	45-4¼ (3.2)	4/5/24	28	3.96	31.96
▶ TJ	40	Lauren REED	SO	12.89mw	42-3½ (2.7)	4/6/24	0.25	0.00	0.25
▶ DISC	43	Reese GARLAND	FR	54.32m	178-3	4/28/24	0.175	0.00	0.18
▶ JAV	24	Sara ZABARINO	SR	52.20m	171-3	4/20/24	1	0.18	1.18

SOUTHERN CALIFORNIA TFR1 Team Total 100.40



Only those who score >0.01 pts are shown

D denotes multiple-event rule in affect

WOMEN — 2024 Week #6, April 30

Harvard
Ivy League



LW: 17

Event	NQR	Athlete	Yr	Season Qual. Best	Date	Pl. Pts.	Bonus	TOTAL
Scored bests come from CURRENT qualifying season								
▶ 400m	25	Victoria BOSSONG	JR	52.16	4/20/24	0.95	0.30	1.25
▶ 400H	27	Chloe FAIR	SO	57.42	4/27/24	0.85	0.29	1.14
▶ 800m	4	Victoria BOSSONG	JR	2:00.92	3/30/24	24	1.77	25.77
▶ 800m	9	Sophia GORRIARAN	FR	2:01.60	4/19/24	14	1.20	15.20
▶ 1500m	1	Maia RAMSDEN	JR	4:07.30	4/19/24	30	2.31	32.31
▶ 5000m	29	Maia RAMSDEN	JR	15:44.36	4/19/24	0.75	0.24	0.99
▶ 10,000m	47	Ella GILSON	JR	33:21.08	3/30/24	0.075	0.00	0.08
▶ 4x400	19	Mfoniso Andrew, Sophia Gorriaran, Victoria Bossong, Chloe Fair		3:32.28	3/23/24	3.5	0.33	3.83
▶ PV	37	Anastasia RETSA	JR	4.20m 13-9¼	3/23/24	0.35	0.00	0.35
▶ DISC	44	Milina WEPIWE	FR	54.13m 177-7	3/30/24	0.15	0.00	0.15
▶ HT	42	Emilia KOLOKOTRONI	FR	61.59m 202-1	3/23/24	0.2	0.00	0.20
▶ HEPT	9	Izzy GOUDROS	JR	5,765	4/13/24	14	1.25	15.25
HARVARD TFRI Team Total								96.52

Minnesota

Big Ten



LW: 33

Event	NQR	Athlete	Yr	Season Qual. Best	Date	Pl. Pts.	Bonus	TOTAL
Scored bests come from CURRENT qualifying season								
▶ 100m	20	Odell FRYE	SR	11.19w (2.2)	4/20/24	3	0.47	3.47
▶ 100m	30	Victory GODAH	FR	11.28w (2.2)	4/20/24	0.7	0.16	0.86
▶ Steeple	11	Zoie DUNDON	FR	9:57.44	4/13/24	10	0.73	10.73
▶ 4x100	34	Odell Frye, Victory Godah, Zaryiah Black, Janielle Josephs		44.40	4/27/24	0.5	0.00	0.50
▶ 4x400	33	Jayla Campbell, Janielle Josephs, Brooke Jaworski, Abigail Schaafe		3:36.06	4/20/24	0.55	0.00	0.55
▶ HJ	31	Alliyah MCNEIL	JR	1.79m 5-10½	3/23/24	0.65	0.10	0.75
▶ HJ	48	Nyalaam JOK	JR	1.77m 5-9¾	3/16/24	0.05	0.00	0.05
▶ PV	18	Alexys BERGER	SR	4.27m 14-0	4/27/24	4	0.30	4.30
▶ LJ	32	Alliyah MCNEIL	JR	6.40m 21-0 (-1.0)	4/27/24	0.6	0.06	0.66
▶ TJ	5	Diarra SOW	FR	13.43m 44-¾ (0.4)	4/27/24	22	1.56	23.56
▶ TJ	28	Brooke MOORE	FR	12.97m 42-6¾ (1.1)	4/20/24	0.8	0.15	0.95
▶ SP	24	Annie NABWE	FR	17.00m 55-9¼	4/24/24	1	0.17	1.17
▶ DISC	6	Shelby FRANK	JR	60.35m 198-0	4/6/24	20	1.57	21.57
▶ DISC	33	Annie NABWE	FR	55.76m 182-11	3/16/24	0.55	0.00	0.55
▶ HT	8	Shelby FRANK	JR	67.94m 222-11	4/24/24	16	1.52	17.52
▶ HT	15	Annie NABWE	FR	65.23m 214-0	4/27/24	6	0.63	6.63
MINNESOTA TFRI Team Total								93.83



Only those who score >0.01 pts are shown

D denotes multiple-event rule in affect

21 Washington

1
LW: 22

22 **Houston**
Big 12

1
LW: 23

23 **Clemson**
ACC

5
LW: 18

24 **California**
Pac-12

4
LW: 20

Event	NQR	Athlete	Yr	Season Qual. Best	Date	Pl. Pts.	Bonus	TOTAL
Scored bests come from CURRENT qualifying season								
► 100H	18	Jada HICKS	SR	12.99w (2.7)	3/30/24	4	0.56	4.56
► HJ	17	Yan Hei LAI	JR	1.82m 5-11½	4/20/24	4.5	0.45	4.95
► PV	6	Amari TURNER	SR	4.40m 14-5¼	4/20/24	20	1.51	21.51
► DISC	3	Caisa-Marie LINDFORS	JR	61.44m 201-7	3/30/24	26	2.36	28.36
► DISC	10	Jasmine BLAIR	SR	58.59m 192-3	4/20/24	12	0.64	12.64
► HT	16	Audrey JACOBS	SO	65.22m 214-0	4/6/24	5	0.63	5.63
► JAV	16	Carolina VISCA	SO	53.31m 174-11	4/20/24	5	0.55	5.55
CALIFORNIA TFRI Team Total								83.21



Only those who score >0.01 pts are shown

D denotes multiple-event rule in affect

25 **BYU**
Big 12

▲ 6
LW: 31

Event	NQR	Athlete	Yr	Season Qual. Best	Date	Pl. Pts.	Bonus	TOTAL
Scored bests come from CURRENT qualifying season								
▶ 100m	24	Jaslyn GARDNER	SR	11.23w (3.0)	3/30/24	1	0.28	1.28
▶ 200m	44	Jaslyn GARDNER	SR	23.17c (23.10A) (0.2)	4/27/24	0.15	0.05	0.20
▶ 400H	19	Annalise HART	JR	57.11	4/20/24	3.5	0.45	3.95
▶ 800m	47	Riley CHAMBERLAIN	SO	2:04.32	3/30/24	0.075	0.02	0.10
▶ 1500m	18	Riley CHAMBERLAIN	SO	4:11.52	3/30/24	4	0.49	4.49
▶ Steeple	6	Taylor LOVELL	SO	9:51.57	4/13/24	20	1.27	21.27
▶ Steeple	32	Elizabeth DILDINE	JR	10:08.86	3/30/24	0.6	0.14	0.74
▶ Steeple	34	Allie WARNER	SR	10:10.67	4/13/24	0.5	0.06	0.56
▶ Steeple	49	Raygan PETERSON	FR	10:20.39	4/26/24	0.025	0.00	0.03
▶ Steeple	50	Madi MOFFITT	SR	10:20.79	4/26/24	0.01	0.00	0.01
▶ 5000m	12	Sadie SARGENT	JR	15:34.18	4/26/24	9	0.79	9.79
▶ 5000m	13	Jenna HUTCHINS	SO	15:34.65	4/26/24	8	0.75	8.75
▶ 10,000m	15	Jenna HUTCHINS	SO	32:52.01	4/13/24	6	0.65	6.65
▶ 4x100	28	Jaslyn Gardner, Annalise Hart, Dolita Shaw, Lainey Jones		44.31	3/16/24	0.8	0.00	0.80
▶ 4x400	28	Sami Oblad, Annalise Hart, Emily Ellis- Dalley, Lainey Jones		3:35.29	4/20/24	0.8	0.00	0.80
▶ HJ	9	Cierra ALLPHIN	SR	1.85m 6-¾	4/11/24	14	0.91	14.91
▶ PV	15	Rebekah ERIKSON	JR	4.30mA 14-1¼	4/27/24	6	0.47	6.47
▶ DISC	35	Gretchen HOEKSTRE	SR	55.47m 182-0	3/22/24	0.45	0.00	0.45
▶ JAV	28	Alysa KELLER	FR	51.53m 169-1	4/13/24	0.8	0.00	0.80
▶ JAV	31	Elizabeth PARKINSON	SR	50.93m 167-1	3/16/24	0.65	0.00	0.65
▶ HEPT	40	Mayci TAYLOR	SO	5,240	3/30/24	0.25	0.00	0.25
BYU TFRI Team Total								82.94

26 Michigan Big Ten

▼ 2
LW: 24

Event	NQR	Athlete	Yr	Season Qual. Best	Date	Pl. Pts.	Bonus	TOTAL
Scored bests come from CURRENT qualifying season								
▶ 100H	3	Aasia LAURENCIN	SR	12.72 (1.1)	4/13/24	26	2.42	28.42
▶ 400H	1	Savannah SUTHERLAND	JR	54.86	4/13/24	30	3.59	33.59
▶ 400H	29	Sidney GREEN	FR	57.47	4/13/24	0.75	0.26	1.01
▶ 800m	43	Penelopea GORDON	SO	2:04.15	4/13/24	0.175	0.07	0.24
▶ 1500m	32	Penelopea GORDON	SO	4:13.24	4/19/24	0.6	0.23	0.83
▶ 4x400	39	Sophie Isom, Sidney Green, Savannah Sutherland, Noelani Phillips		3:36.71	4/13/24	0.275	0.00	0.28
▶ TJ	20	Riley AMMENHAUSER	JR	13.06m 42-10¼ (0.5)	4/20/24	3	0.34	3.34
▶ SP	22	Elizabeth TAPPER	FR	17.06m 55-11¾	3/23/24	2	0.24	2.24
▶ SP	23	Maria DEAVIZ	JR	17.04m 55-11	3/30/24	1.5	0.22	1.72
▶ SP	33	Corinne JEMISON	SR	16.65m 54-7½	3/16/24	0.55	0.00	0.55
▶ DISC	16	Corinne JEMISON	SR	58.19m 190-11	3/16/24	5	0.52	5.52
▶ JAV	47	Emma YUNGBERG	SO	49.03m 160-11	3/23/24	0.075	0.00	0.08
MICHIGAN TFRI Team Total								77.81

27 **Baylor**
Big 12

1
LW: 28

Event	NQR	Athlete	Yr	Season Qual. Best	Date	Pl. Pts.	Bonus	TOTAL	
Scored bests come from CURRENT qualifying season									
▶ 100m	33	Alexis BROWN	SR	11.29	(1.2)	4/27/24	0.55	0.13	0.68
▶ 400H	41	Jasmine GRYNE	JR	58.07		4/13/24	0.225	0.00	0.23
▶ 4x100	16	Tiriah Kelley, Kayla Hunt, Alexis Brown, Michaela Francois		43.86		4/27/24	5	0.48	5.48
▶ 4x400	30	Imaobong Nse Uko, Tiriah Kelley, Kayla Hunt, Jasmine Gryne		3:35.52		4/27/24	0.7	0.00	0.70
▶ PV	4	Molly HAYWOOD	FR	4.46m	14-7½	4/20/24	24	2.19	26.19
▶ PV	9	Alencia LENTZ	FR	4.35m	14-3¾	4/20/24	14	0.95	14.95
▶ LJ	4	Alexis BROWN	SR	6.69m	21-11½ (0.0)	4/20/24	24	1.98	25.98
▶ TJ	23	Koi JOHNSON	SR	13.03m	42-9 (1.1)	3/29/24	1.5	0.28	1.78
BAYLOR TFRI Team Total									75.98



Only those who score >0.01 pts are shown

D denotes multiple-event rule in affect

28 TCU
Big 12

▼ 2
LW: 26

TCU TFR1 Team Total	73.20
----------------------------	--------------

29 Oklahoma State Big 12

▼ 2
LW: 27

OKLAHOMA STATE TFRI Team Total	72.69
---------------------------------------	--------------

OKLAHOMA STATE TFRI Team Total	72.69
---------------------------------------	--------------

30 Penn
Ivy League

2
LW: 32

PENN TFRI Team Total	71.84
-----------------------------	--------------

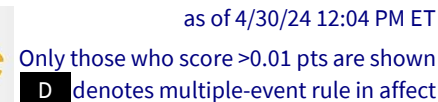
31 Colorado State

Mountain West

3
LW: 34

COLORADO STATE TFRI Team Total	68.47
---------------------------------------	--------------

COLORADO STATE TFRI Team Total 68.47



32 **UTEP**
Conference USA

▼ 7
LW: 25

33

Colorado
Pac-12

LW: 37

Event	NQR	Athlete	Yr	Season Qual. Best	Date	Pl.	Pts.	Bonus	TOTAL
Scored bests come from CURRENT qualifying season									
▶ 400m	27	Abbey GLYNN	SR	52.20	3/30/24	0.85	0.28	1.13	
▶ 400H	11	Abbey GLYNN	SR	56.41	4/20/24	10	1.05	11.05	
▶ 1500m	38	Bailey HERTENSTEIN	SR	4:14.17	4/26/24	0.3	0.09	0.39	
▶ 5000m	5	Bailey HERTENSTEIN	SR	15:18.80	4/13/24	22	2.22	24.22	
▶ 5000m	44	Ella BARAN	SR	15:52.90	3/30/24	0.15	0.00	0.15	
▶ 4x400	26	Joy Moorer, Emma Pollak, Avery McMullen, Abbey Glynn		3:33.76	4/20/24	0.9	0.00	0.90	
▶ JAV	17	Jada GREEN	SR	53.27m 174-9	4/27/24	4.5	0.54	5.04	
▶ HEPT	6	Avery MCMULLEN	SR	5,828	4/20/24	20	1.61	21.61	
COLORADO TFRI Team Total									64.48

4
LW: 37

34 **UCLA**
Pac-12

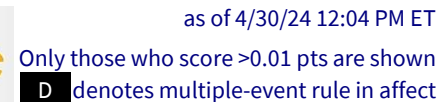
1
LW: 35

35

Virginia
ACC

LW: 36

Event	NQR	Athlete	Yr	Season Qual.	Best	Date	Pl.	Pts.	Bonus	TOTAL
Scored bests come from CURRENT qualifying season										
▶ 800m	37	Esther SEELAND	SR	2:03.72		4/20/24	0.35	0.18		0.53
▶ 1500m	17	Margot APPLETON	JR	4:11.41		4/13/24	4.5	0.52		5.02
▶ 1500m	26	Esther SEELAND	SR	4:12.64		3/30/24	0.9	0.32		1.22
▶ 1500m	27	Anna WORKMAN	JR	4:12.73		3/30/24	0.85	0.31		1.16
▶ 5000m	4	Margot APPLETON	JR	15:18.21		3/30/24	24	2.29		26.29
▶ 10,000m	8	Jenny SCHILLING	SO	32:44.19		3/30/24	16	0.97		16.97
▶ 4x400	50	Sarah Akpan, Ariel Fletcher, Alahna Sabbakhan, Emily Alexandru		3:38.27		4/27/24	0.01	0.00		0.01
▶ HJ	31	Celia RIFATERRA	SO	1.79m	5-10½"	4/13/24	0.65	0.10		0.75
▶ HJ	45	Carly TARENTINO	JR	1.78m	5-10"	4/27/24	0.125	0.00		0.13
▶ PV	12	Samantha ROMANO	SO	4.34m	14-2¾'	4/20/24	9	0.83		9.83
VIRGINIA TFRI Team Total										61.90



36 **Rice**
American

6
LW: 30

RICE TFRI Team Total 61.79

37 **UCF**
Big 12

 **8**
LW: 29

UCF TFRI Team Total 61.64

38 **Virginia Tech**
ACC

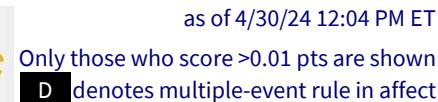
3
LW: 41

VIRGINIA TECH TFRI Team Total 61.48

39 Louisville
ACC

▼ **1**
LW: 38

LOUISVILLE TFRI Team Total 60.87



40 **Vanderbilt**
SEC

3
LW: 43

41 **Fresno State**
Mountain West

LW: 39

42 **Georgetown**
Big East

unch
LW: 42

43 Penn State Big Ten

4
LW: 47

44 California Baptist WAC

2
LW: 46

Event	NQR	Athlete	Yr	Season Qual. Best	Date	Pl. Pts.	Bonus	TOTAL
Scored bests come from CURRENT qualifying season								
► Steeple	4	Greta KARINAUSKAITE	SR	9:37.31	4/13/24	24	2.82	26.82
► 10,000m	6	Yasna PETROVA	JR	32:36.97	3/30/24	20	1.32	21.32
► 10,000m	40	Carlota RODES	SR	33:16.70	3/30/24	0.25	0.06	0.31
CALIFORNIA BAPTIST TFR1 Team Total								48.45



Only those who score >0.01 pts are shown

D denotes multiple-event rule in affect

WOMEN — 2024 Week #6, April 30

NC State
ACC



LW: 44

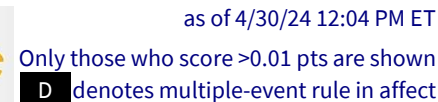
NC STATE TFRI Team Total 48.07

Duke
ACC



LW: 48

DUKE TFRI Team Total 46.41



47 **Kansas**
Big 12

Event	NQR	Athlete	Yr	Season Qual. Best	Date	Pl. Pts.	Bonus	TOTAL
Scored bests come from CURRENT qualifying season								
▶ 100H	11	Gabrielle GIBSON	SR	12.95 (1.4)	4/6/24	10	0.73	10.73
▶ 100H	16	Yoveinny MOTA	SR	12.98 (1.4)	4/6/24	5	0.59	5.59
▶ 800m	40	Aaliyah MOORE	SR	2:04.04	3/30/24	0.25	0.10	0.35
▶ Steeple	13	Lona LATEMA	SR	9:58.52	4/13/24	8	0.64	8.64
▶ 4x400	13	Sidney Smith, Gabrielle Gibson, Pearl Awanya, Deshana Skeete		3:31.09	3/16/24	8	0.62	8.62
▶ PV	15	Mason MEINERSHAGEN	FR	4.30m 14-1¼	4/27/24	6	0.47	6.47
▶ PV	27	Erica ELLIS	JR	4.25m 13-11¼	3/30/24	0.85	0.19	1.04
▶ PV	27	Gabby HOKE	JR	4.25m 13-11¼	3/16/24	0.85	0.19	1.04
▶ DISC	22	Sofia SLUCHANINOVA	SO	57.29m 188-0	3/30/24	2	0.26	2.26
KANSAS TFRI Team Total								44.74

48 **Charlotte**
American

▼ 3
LW: 45

Event	NQR	Athlete	Yr	Season Qual. Best	Date	Pl. Pts.	Bonus	TOTAL
Scored bests come from CURRENT qualifying season								
▶ 100m	20	Joyasia SMITH	SO	11.19 (1.1)	4/13/24	3	0.47	3.47
▶ 200m	17	Joyasia SMITH	SO	22.90 (0.0)	4/27/24	4.5	0.46	4.96
▶ Steeple	43	Lauren JOHNSTON	SR	10:17.29	4/19/24	0.175	0.00	0.18
▶ 4x100	31	JaNeya Hammond, Joyasia Smith, Aniya Matthews, Tahalia Fairman		44.35	4/20/24	0.65	0.00	0.65
▶ PV	3	Riley FELTS	SR	4.55m 14-11	4/20/24	26	3.45	29.45
▶ PV	20	Sarah BROWN	SR	4.26m 13-11¾	4/6/24	3	0.24	3.24
CHARLOTTE TFRI Team Total								41.95

49 **Texas State**
Sun Belt

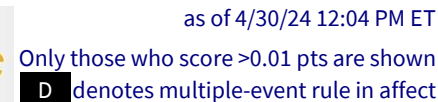
 **1**
LW: 50

Event	NQR	Athlete	Yr	Season Qual. Best	Date	Pl. Pts.	Bonus	TOTAL
Scored bests come from CURRENT qualifying season								
► 4x100	45	Taejha Badal, Ma'khi Falkquay, Kaylee Lewis, Kerris Roberts		44.71	3/30/24	0.125	0.00	0.13
► SP	39	Melanie DURON	SO	16.44m 53-11¼	3/30/24	0.275	0.00	0.28
► DISC	32	Utitofon SAM	SO	55.84m 183-3	4/27/24	0.6	0.00	0.60
► HT	1	Elisabet RUT RUNARSDOTTIR	SO	70.33m 230-9	3/30/24	30	3.00	33.00
► HT	14	Lara ROBERTS	FR	65.89m 216-2	4/27/24	7	0.81	7.81
TEXAS STATE TFRI Team Total								41.81

50 Kentucky
SEC

▲ 20
LW: 70

Event	NQR	Athlete	Yr	Season Qual. Best	Date	Pl. Pts.	Bonus	TOTAL
Scored bests come from CURRENT qualifying season								
▶ 100H	12	Alexis GLASCO	JR	12.96w (2.1)	4/27/24	9	0.68	9.68
▶ 400m	36	Jania MARTIN	SR	52.51	3/30/24	0.4	0.09	0.49
▶ 400m	40	Alysia JOHNSON	JR	52.63	3/30/24	0.25	0.02	0.27
▶ 4x100	30	Victoria Perrow, Onieka McAnnuff, Morgan Davis, Alexis Glasco		44.34	4/20/24	0.7	0.00	0.70
▶ 4x400	18	Jania Martin, Reynei Wallace, Cha'iel Johnson, Onieka McAnnuff		3:31.88	4/27/24	4	0.42	4.42
▶ HJ	9	Charity HUFNAGEL	SR	1.85m 6-3⁄4	4/27/24	14	0.91	14.91
▶ PV	27	Payton PHILLIPS	JR	4.25m 13-11¼	3/30/24	0.85	0.19	1.04
▶ PV	42	Kaitlyn CAIN	SO	4.19m 13-9	4/13/24	0.2	0.00	0.20
▶ HT	20	Kate POWERS	FR	64.34m 211-1	4/27/24	3	0.40	3.40
▶ HEPT	15	Charity HUFNAGEL	SR	5,609	3/30/24	6	0.65	6.65
KENTUCKY TFRI Team Total								41.76



51 South Dakota Summit League

Event	NQR	Athlete	Yr	Season Qual. Best	Date	Pl. Pts.	Bonus	TOTAL
Scored bests come from CURRENT qualifying season								
▶ 100m	40	Erin KINNEY	JR	11.31 (1.9)	4/13/24	0.25	0.08	0.33
▶ 400H	6	Jacy PULSE	JR	56.17	4/20/24	20	1.37	21.37
▶ 4x100	33	Erin Kinney, Jacy Pulse, Averi Schmeichel, Sara Reifenrath		44.39	4/13/24	0.55	0.00	0.55
▶ 4x400	23	Annalee Robinson, Sara Reifenrath, Madison Jochum, Jacy Pulse		3:33.15	4/27/24	1.5	0.13	1.63
▶ PV	9	Gennifer HIRATA	SR	4.35m 14-3¼	4/6/24	14	0.95	14.95
▶ PV	48	Jaidyn GARRETT	JR	4.16m 13-7¾	4/20/24	0.05	0.00	0.05
▶ SP	43	Meredith CLARK	SR	16.38m 53-9	4/20/24	0.175	0.00	0.18
SOUTH DAKOTA TFRI Team Total								39.05

52 Providence Big East

Event	NQR	Athlete	Yr	Season Qual. Best	Date	Pl. Pts.	Bonus	TOTAL
Scored bests come from CURRENT qualifying season								
► 800m	32	Kimberley MAY	JR	2:03.46	4/13/24	0.6	0.26	0.86
► 1500m	7	Shannon FLOCKHART	JR	4:08.84	3/30/24	18	1.58	19.58
► 1500m	9	Kimberley MAY	JR	4:09.22	3/30/24	14	1.40	15.40
► 5000m	48	Lilly TUCK	SR	15:53.76	4/27/24	0.05	0.00	0.05
► 10,000m	23	Laura MOONEY	SR	33:00.20	3/30/24	1.5	0.38	1.88
► 10,000m	45	Lilly TUCK	SR	33:18.51	3/30/24	0.125	0.03	0.16
PROVIDENCE TFRI Team Total								37.92

53 **Stanford**
Pac-12

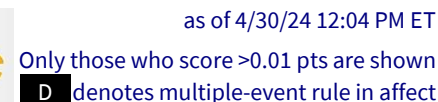
Event	NQR	Athlete	Yr	Season Qual. Best	Date	Pl. Pts.	Bonus	TOTAL
Scored bests come from CURRENT qualifying season								
► 400m	43	Cydney WRIGHT	SO	52.71	4/20/24	0.175	0.00	0.18
► 800m	8	Juliette WHITTAKER	SO	2:01.57	4/13/24	16	1.22	17.22
► 800m	14	Roisin WILLIS	SO	2:02.36	4/26/24	7	0.68	7.68
► 5000m	20	Amy BUNNAGE	FR	15:38.75	4/26/24	3	0.45	3.45
► 5000m	30	Lucy JENKS	SR	15:44.71	4/13/24	0.7	0.23	0.93
► 5000m	33	Sophia KENNEDY	FR	15:46.56	4/13/24	0.55	0.16	0.71
► 4x100	21	Tess Stapleton, Cydney Wright, Alyssa Jones, Teagan Zwaanstra		44.01	4/26/24	2.5	0.32	2.82
► 4x400	20	Cydney Wright, Maya Valmon, Roisin Willis, Juliette Whittaker		3:32.63	3/30/24	3	0.25	3.25
STANFORD TFRI Team Total								36.24

54 Rutgers
Big Ten

Event	NQR	Athlete	Yr	Season Qual. Best	Date	Pl. Pts.	Bonus	TOTAL
Scored bests come from CURRENT qualifying season								
► 1500m	35	Alexandra CARLSON	JR	4:14.04	4/20/24	0.45	0.10	0.55
► 5000m	46	Alexandra CARLSON	JR	15:53.14	4/13/24	0.1	0.00	0.10
► 4x400	44	Celine Brown, Charlee Crawford, Cynthia Boakye, Reanda Richards		3:37.63	4/27/24	0.15	0.00	0.15
► PV	1	Chloe TIMBERG	JR	4.60m 15-1	4/27/24	30	4.29	34.29
► LJ	31	Celine BROWN	SO	6.41mw 21-½ (3.2)	3/22/24	0.65	0.10	0.75
► JAV	39	Alianna EUCKER	SO	50.10m 164-5	4/27/24	0.275	0.00	0.28
RUTGERS TFRI Team Total								36.12

55 **UTSA**
American

Event	NQR	Athlete	Yr	Season Qual. Best	Date	Pl. Pts.	Bonus	TOTAL	
Scored bests come from CURRENT qualifying season									
► HJ	17	Edlin LAUR	FR	1.82m	5-11½	3/30/24	4.5	0.45	4.95
► LJ	2	Ida BREIGAN	FR	6.74mw	22-1½ (2.3)	4/13/24	28	2.59	30.59
► HEPT	36	Edlin LAUR	FR	5,288		3/30/24	0.4	0.00	0.40
UTSA TFRI Team Total								35.94	



56 Ohio State Big Ten

▼ 7
LW: 49

57

Iowa State

Big 12

LW: 58

1

Event	NOR	Athlete	Yr	Season Qual. Best	Date	Pl. Pts.	Bonus	TOTAL
Scored bests come from CURRENT qualifying season								
▶ 400m	15	Rachel JOSEPH	SO	51.63	4/19/24	6	0.64	6.64
▶ Steeple	5	Janette SCHRAFT	SR	9:48.20	3/30/24	22	1.57	23.57
▶ 5000m	28	Maelle PORCHER	SO	15:44.25	4/13/24	0.8	0.25	1.05
▶ 4x400	41	Brooklyn Sandvig, Rachel Joseph, Cameron Moon, Camryn Hubbard		3:37.11	4/27/24	0.225	0.00	0.23
▶ LJ	50	Sydney WILLITS	JR	6.26mw 20-6½ (4.0)	4/24/24	0.01	0.00	0.01
▶ DISC	38	Betty ROSVOLD	JR	54.85m 180-0	3/16/24	0.3	0.00	0.30
▶ HEPT	24	Sydney WILLITS	JR	5,446	4/27/24	1	0.16	1.16
▶ HEPT	41	Kailynn GUBBELS	SO	5,236	4/6/24	0.225	0.00	0.23
IOWA STATE TFRI Team Total								33.19

1
LW: 58

58 **Arizona**
Pac-12

▲ 10
LW: 68

59

Princeton
Ivy League

7

LW: 52

Event	NQR	Athlete	Yr	Season Qual. Best	Date	Pl. Pts.	Bonus	TOTAL
Scored bests come from CURRENT qualifying season								
▶ 1500m	15	Mena SCATCHARD	JR	4:11.10	4/19/24	6	0.61	6.61
▶ PV	27	Tessa MUDD	SO	4.25m 13-11¼	4/13/24	0.85	0.19	1.04
▶ LJ	19	Georgina SCOOT	SO	6.49m 21-3½ (0.3)	4/12/24	3.5	0.44	3.94
▶ LJ	21	Alexandra KELLY	SO	6.45m 21-2 (1.0)	4/13/24	2.5	0.27	2.77
▶ TJ	13	Georgina SCOOT	SO	13.26m 43-6 (0.2)	4/19/24	8	0.84	8.84
▶ TJ	17	Alexandra KELLY	SO	13.13m 43-1 (0.7)	4/19/24	4.5	0.49	4.99
▶ HT	39	Annika KELLY	SR	61.68m 202-5	3/30/24	0.275	0.00	0.28
▶ HT	46	Angela MCAUSLAN-KELLY	SO	60.99m 200-1	4/20/24	0.1	0.00	0.10
▶ JAV	27	Shea GREENE	SO	51.55m 169-2	4/20/24	0.85	0.00	0.85
PRINCETON TFRI Team Total								29.41



Only those who score >0.01 pts are shown

D denotes multiple-event rule in affect

WOMEN — 2024 Week #6, April 30

60

Campbell
CAA

unch
LW: 60

61

Central Connecticut State

Northeast

LW:

Event	NQR	Athlete	Yr	Season Qual. Best	Date	Pl. Pts.	Bonus	TOTAL
Scored bests come from CURRENT qualifying season								
► 4x400	3	Kaylee Gravel, Maegan Desmarais, Rachel Bartolucci, Hazel Hudson		3:26.83	4/26/24	26	3.16	29.16
CENTRAL CONNECTICUT STATE TFRI Team Total								29.16

62

Villanova
Big East

1
LW: 61

63

Northern Arizona

Big Sky

1
LW: 64

64

VCU
Atlantic 10

LW: 62

2

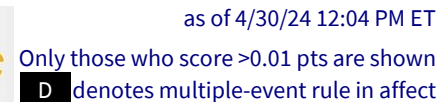
Event	NOR	Athlete	Yr	Season Qual. Best	Date	Pl. Pts.	Bonus	TOTAL
Scored bests come from CURRENT qualifying season								
► HT	4	Gudrun HALLGRIMSDOTTIR	JR	69.76m 228-11	3/30/24	24	2.57	26.57
VCU TFR1 Team Total								26.57

65

North Carolina

1
LW: 66

Event	NQR	Athlete	Yr	Season Qual. Best	Date	Pl. Pts.	Bonus	TOTAL	
Scored bests come from CURRENT qualifying season									
▶ 800m	5	Makayla PAIGE	JR	2:00.97	4/19/24	22	1.73	23.73	
▶ 10,000m	38	Fatima ALANIS	SR	33:14.75	4/13/24	0.3	0.09	0.39	
▶ 10,000m	49	Ava DOBSON	SR	33:21.58	4/13/24	0.025	0.00	0.03	
▶ 4x400	33	Delea Martins, Jocelyn Johnson, Alyssa Hernandez, Makayla Paige		3:36.06	4/13/24	0.55	0.00	0.55	
▶ HJ	48	Sydney BANKS	SR	1.77m	5-9%	4/6/24	0.05	0.00	0.05
NORTH CAROLINA TFRI Team Total								24.75	



71 Washington State

▼ **16**
LW: 55

72 **Columbia**
Ivy League

LW: 67

73 **Bradley**
Missouri Valley

LW: 88

74 **Iowa**
Big Ten

3
LW: 77

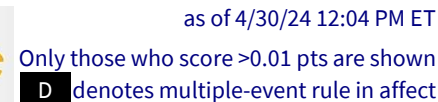
75 Mississippi Valley State SWAC

LW:

76 **Ball State**
Mid-American

LW: 74

Event	NOR	Athlete	Yr	Season Qual. Best	Date	Pl. Pts.	Bonus	TOTAL
Scored bests come from CURRENT qualifying season								
► HEPT	7	Jenelle ROGERS	SR	5,825	3/30/24	18	1.60	19.60
BALL STATE TFRI Team Total								19.60



77

Rider

Metro Atlantic

▲

19

LW: 96

78 **Boston College**  **2**
ACC LW: 76

79

South Florida

American

▼

10

LW: 69

80 **Army West Point**  **8**
Patriot LW: 72

81 **Florida International**  **3**
Conference USA LW: 78

82 **Wichita State**  **3**
American LW: 79

83 **ULM**  **32**
Sun Belt LW: 115

84

Oregon State

Pac-12

▼

3

LW: 81

Event	NQR	Athlete	Yr	Season Qual. Best	Date	Pl. Pts.	Bonus	TOTAL
Scored bests come from CURRENT qualifying season								
► 400H	24	Kate SORENSEN	SR	57.38	4/11/24	1	0.31	1.31
► 400H	42	Adael SCATENA	SR	58.10	4/27/24	0.2	0.00	0.20
► HJ	31	Dede NORMAN	FR	1.79m 5-10½	4/13/24	0.65	0.10	0.75
► DISC	17	Jade WHITFIELD	JR	58.00m 190-4	4/11/24	4.5	0.47	4.97
► JAV	36	Maryann ACKERMAN	SO	50.33m 165-2	3/16/24	0.4	0.00	0.40
► HEPT	16	Anneke MOERSDORF	SR	5,593	4/13/24	5	0.60	5.60
OREGON STATE TFRI Team Total								13.23



Only those who score >0.01 pts are shown

D denotes multiple-event rule in affect

WOMEN — 2024 Week #6, April 30

85 Connecticut Big East

▼ **12**
LW: 73

Event	NQR	Athlete	Yr	Season Qual. Best	Date	Pl. Pts.	Bonus	TOTAL	
Scored bests come from CURRENT qualifying season									
► 5000m	14	Chloe THOMAS	JR	15:35.83	3/30/24	7	0.66	7.66	
► LJ	20	A'liyah THOMAS	JR	6.46m	21-2½ (1.2)	4/6/24	3	0.31	3.31
► TJ	25	Jasmine BARROW	SR	13.02m	42-8¾ (-1.1)	3/16/24	0.95	0.26	1.21
► HT	35	Natalia SURDEJ	JR	62.48m	205-0	3/30/24	0.45	0.00	0.45
► HEPT	33	Alyssa ELLIOTT	JR	5,298		4/13/24	0.55	0.00	0.55
CONNECTICUT TFRI Team Total								13.18	

86 **Gonzaga**
Independent

1
LW: 87

Event	NQR	Athlete	Yr	Season Qual. Best	Date	Pl. Pts.	Bonus	TOTAL
Scored bests come from CURRENT qualifying season								
► 5000m	25	Rosina MACHU-SHURI	SO	15:41.46	4/27/24	0.95	0.35	1.30
► 5000m	47	Willow COLLINS	JR	15:53.41	3/30/24	0.075	0.00	0.08
► 10,000m	11	Rosina MACHU-SHURI	SO	32:45.57	3/30/24	10	0.90	10.90
► 10,000m	33	Kristen GARCIA	SR	33:10.55	3/30/24	0.55	0.16	0.71
GONZAGA TFR1 Team Total								12.99

87 **Northeastern**
CAA

▼ 2
LW: 85

Event	NQR	Athlete	Yr	Season Qual. Best	Date	Pl.	Pts.	Bonus	TOTAL
Scored bests come from CURRENT qualifying season									
▶ 1500m	44	Ava DUGGAN	SR	4:15.37	4/27/24		0.15	0.00	0.15
▶ Steeple	24	Azza BOROVICKA-SWANSON	SR	10:05.90	4/27/24	1	0.27		1.27
▶ 5000m	24	Abigail HASSMAN	SR	15:41.40	3/30/24	1	0.35		1.35
▶ HEPT	12	Dominique BIRON	SR	5,699	4/13/24	9	0.92		9.92
NORTHEASTERN TERI Team Total									12.69

88 **Utah Valley**
WAC

▼ 4
LW: 84

Event	NQR	Athlete	Yr	Season Qual. Best	Date	Pl. Pts.	Bonus	TOTAL
Scored bests come from CURRENT qualifying season								
► 10,000m	30	Morgan NOKES	JR	33:08.53	3/30/24	0.7	0.19	0.89
► JAV	11	Kelsi OLDROYD	JR	54.34m	178-4 4/20/24	10	0.90	10.90
UTAH VALLEY TFRI Team Total								11.79

89 Wake Forest
ACC

unch
LW: 89

Event	NQR	Athlete	Yr	Season Qual. Best	Date	Pl. Pts.	Bonus	TOTAL
Scored bests come from CURRENT qualifying season								
► 5000m	41	Brooke WILSON	FR	15:51.57	4/19/24	0.225	0.00	0.23
► LJ	36	Robbie GRACE	SR	6.38m	20-11¼ (2.0)	0.4	0.00	0.40
► DISC	11	Leia BRAUNAGEL	SR	58.44m	191-9	10	0.60	10.60
WAKE FOREST TFRI Team Total								11.22

90 **Appalachian State**
Sun Belt

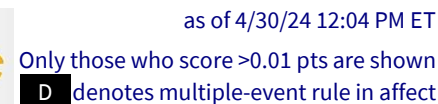
▼ **10**
LW: 80

Event	NQR	Athlete	Yr	Season Qual. Best	Date	Pl. Pts.	Bonus	TOTAL
Scored bests come from CURRENT qualifying season								
► 4x100	47	Nicole Wells, Sierra Smith, Taylor Smith, Jayla Adams		44.75	3/16/24	0.075	0.00	0.08
► LJ	11	Ashlee OSAJI	SR	6.54m 21-5½ (0.5)	3/23/24	10	0.64	10.64
► LJ	41	Taylor SMITH	SR	6.32m 20-9 (-0.9)	4/26/24	0.225	0.00	0.23
APPALACHIAN STATE TFR1 Team Total								10.94

91 **Lipscomb**
ASUN

▼ 8
LW: 83

Event	NQR	Athlete	Yr	Season Qual. Best	Date	Pl. Pts.	Bonus	TOTAL
Scored bests come from CURRENT qualifying season								
▶ 800m	22	Kiara CARTER	SR	2:03.05	4/27/24	2	0.37	2.37
▶ 5000m	31	Colbi BORLAND	SR	15:44.74	4/13/24	0.65	0.23	0.88
▶ HJ	31	Bella JACKSON	JR	1.79m 5-10½	4/11/24	0.65	0.10	0.75
▶ LJ	15	Aislinn MCELHANEY	SR	6.52m 21-4¾ (0.7)	3/30/24	6	0.56	6.56
LIPSCOMB TFR1 Team Total								10.55



92 **Syracuse**  **2**
ACC LW: 94

93

Mississippi State

SEC

▼

11

LW: 82

94


Saint Louis

Atlantic 10

▼

8

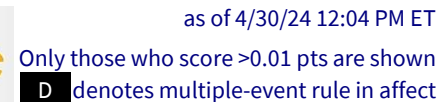
LW: 86

95 Pittsburgh  **3**
ACC LW: 92

96 **Kansas State**  **6**
 Big 12 LW: 90

97 **Youngstown State**  **4**
Horizon LW: 93

Event	NQR	Athlete	Yr	Season Qual, Best	Date	Pl. Pts.	Bonus	TOTAL	
Scored bests come from CURRENT qualifying season									
► PV	15	Erin BOGARD	SR	4.30m	14-1½	4/6/24	6	0.47	6.47
► TJ	28	Esther SOLARIN	JR	12.97m	42-6¾ (0.6)	3/28/24	0.8	0.15	0.95
YOUNGSTOWN STATE TFRI Team Total									7.42

**WOMEN — 2024 Week #6, April 30**

98 **Michigan State**
Big Ten

▼ 7
LW: 91

Event	NQR	Athlete	Yr	Season Qual. Best	Date	Pl. Pts.	Bonus	TOTAL
Scored bests come from CURRENT qualifying season								
► 5000m	21	Katie OSIKA	SR	15:39.01	4/13/24	2.5	0.44	2.94
► PV	18	Sophia METTES	SO	4:27m	14-0 4/20/24	4	0.30	4.30
MICHIGAN STATE TFRI Team Total								7.25

99 **New Mexico**
Mountain West

unch
LW: 99

Event	NQR	Athlete	Yr	Season Qual. Best	Date	Pl. Pts.	Bonus	TOTAL
Scored bests come from CURRENT qualifying season								
► Steeple	39	Sophia MCDONNELL	JR	10:14.14	4/13/24	0.275	0.00	0.28
► 5000m	37	Mercy KIRAREI	FR	15:49.77	4/13/24	0.35	0.04	0.39
► 5000m	43	Nicola JANSEN	SO	15:52.03	4/13/24	0.175	0.00	0.18
► 10,000m	17	Nicola JANSEN	SO	32:53.18	3/30/24	4.5	0.61	5.11
► LJ	30	Lauren FOWLER	SO	6.42mw 21-¾ (3.0)	4/19/24	0.7	0.14	0.84
► LJ	36	Elizabeth WHITE	SR	6.38mw 20-11¼ (2.6)	4/19/24	0.4	0.00	0.40
NEW MEXICO TFRI Team Total								7.19

100 Wisconsin
Big Ten

2
LW: 98

Event	NOR	Athlete	Yr	Season Qual. Best	Date	Pl. Pts.	Bonus	TOTAL
Scored bests come from CURRENT qualifying season								
► 100m	28	Kiley ROBBINS	SR	11.26w (2.8)	4/27/24	0.8	0.21	1.01
► 5000m	38	Leane WILLEMSE	SO	15:49.89	4/13/24	0.3	0.04	0.34
► 5000m	45	Maya RAYLE	SR	15:52.97	4/13/24	0.125	0.00	0.13
► SP	37	Danni LANGSETH	SO	16.45m 53-11¾	4/13/24	0.35	0.00	0.35
► HT	22	Olivia ROBERTS	SR	63.93m 209-9	4/11/24	2	0.29	2.29
► HEPT	21	Shaina ZINTER	SO	5,499	4/13/24	2.5	0.32	2.82
WISCONSIN TFRI Team Total								6.93

101 Queens (N.C.)
ASUN

▼ 6
LW: 95

Event	NQR	Athlete	Yr	Season Qual. Best	Date	Pl. Pts.	Bonus	TOTAL
Scored bests come from CURRENT qualifying season								
► HJ	15	Lucy WALLIKER	SR	1.84m	6-½	4/13/24	6	0.69
QUEENS (N.C.) TFRI Team Total								6.69

102 Southern Illinois
Missouri Valley

unch
LW: 102

Event	NQR	Athlete	Yr	Season Qual. Best	Date	Pl. Pts.	Bonus	TOTAL
Scored bests come from CURRENT qualifying season								
► Steeple	15	Rachel ANDERSON	SR	10:00.70	4/13/24	6	0.50	6.50
SOUTHERN ILLINOIS TFRI Team Total								6.50

103 **Toledo**
Mid-American

▼ 6
LW: 97

Event	NQR	Athlete	Yr	Season Qual. Best	Date	Pl. Pts.	Bonus	TOTAL
Scored bests come from CURRENT qualifying season								
▶ 1500m	21	Laura NICHOLSON	JR	4:11.65	4/19/24	2.5	0.47	2.97
▶ Steeple	20	Vilde HENRIKSEN	JR	10:03.43	4/19/24	3	0.38	3.38
TOLEDO TFR1 Team Total								6.35

104 Northwestern State Southland

▼ 4
LW: 100

Event	NQR	Athlete	Yr	Season Qual. Best	Date	Pl. Pts.	Bonus	TOTAL
Scored bests come from CURRENT qualifying season								
▶ 100H	35	Vanessa BALDE	SO	13.17cw (13.13A) (3.1)	4/26/24	0.45	0.06	0.51
▶ 400m	23	Sanaria BUTLER	SO	52.11	4/20/24	1.5	0.33	1.83
▶ 400m	38	Maygan SHAW	JR	52.59	4/13/24	0.3	0.05	0.35
▶ 400m	44	Vanessa BALDE	SO	52.75	4/13/24	0.15	0.00	0.15
▶ 4x100	35	Madison Brown, Sanaria Butler, Vanessa Balde, Lynelle Washington		44.43	4/13/24	0.45	0.00	0.45
▶ 4x400	21	Maygan Shaw, Sanaria Butler, Tranasia Jones, Vanessa Balde		3:32.67	3/30/24	2.5	0.24	2.74
NORTHWESTERN STATE TFRI Team Total								6.03



Only those who score >0.01 pts are shown

D denotes multiple-event rule in affect

WOMEN — 2024 Week #6, April 30

105 Georgia Tech
ACC

24
LW: 129

GEORGIA TECH TFRI Team Total 5.60

106 North Dakota State Summit League

▼ 5
LW: 101

NORTH DAKOTA STATE TFR1 Team Total 5.56

107 **UNLV**
Mountain West

34
LW: 141

UNLV TFRI Team Total 5.02

108 **Dayton**
Atlantic 10

 **1**
LW: 109

DAYTON TFRI Team Total 4.74

109 **DePaul**
Big East

▼ 6
LW: 103

DEPAUL TFRI Team Total 4.44

110 **Southern Miss**
Sun Belt

▼ 4
LW: 106

SOUTHERN MISS TFR/ Team Total 4.43

111 **UMES**
MEAC

▼ 7
LW: 104

UMES TFRI Team Total 4.39

112 Long Beach State

Big West

▼ 2
LW: 110

LONG BEACH STATE TFRI Team Total 4.18



USTFCCCA NCAA Division I Outdoor Track & Field National TFRI Team Summary



as of 4/30/24 12:04 PM ET

Only those who score >0.01 pts are shown
D denotes multiple-event rule in affect

WOMEN — 2024 Week #6, April 30

113 Liberty Conference USA

▼ 8
LW: 105

Event	NQR	Athlete	Yr	Season Qual. Best	Date	Pl. Pts.	Bonus	TOTAL
Scored bests come from CURRENT qualifying season								
▶ 100H	50	Indea CARTWRIGHT	JR	13.28 (1.4)	3/30/24	0.01	0.00	0.01
▶ 800m	48	Katelyn LOCKER	SO	2:04.46	4/13/24	0.05	0.00	0.05
▶ Steeple	21	Calli DOAN	SR	10:03.90	4/13/24	2.5	0.35	2.85
▶ PV	37	Katie URBINE	FR	4.20m 13-9¼	3/30/24	0.35	0.00	0.35
▶ HT	30	Paola BUENO	SO	62.83m 206-2	3/30/24	0.7	0.00	0.70
▶ HT	50	Annika HANTHO	SR	60.75m 199-4	4/28/24	0.01	0.00	0.01
▶ HEPT	43	Patasha BRYAN	SO	5,217	4/13/24	0.175	0.00	0.18

LIBERTY TFRI Team Total 4.15

114 North Dakota Summit League

▲ 2
LW: 116

Event	NQR	Athlete	Yr	Season Qual. Best	Date	Pl. Pts.	Bonus	TOTAL
Scored bests come from CURRENT qualifying season								
▶ 10,000m	21	Yonca KUTLUK	SR	32:57.85	3/30/24	2.5	0.46	2.96
▶ HT	27	Kenna CURRY	SR	63.14m 207-2	3/23/24	0.85	0.08	0.93
▶ HEPT	46	Malene KOLLBERG	JR	5,202	3/30/24	0.1	0.00	0.10

NORTH DAKOTA TFRI Team Total 3.99

115 UC Davis Big West

▼ 4
LW: 111

Event	NQR	Athlete	Yr	Season Qual. Best	Date	Pl. Pts.	Bonus	TOTAL
Scored bests come from CURRENT qualifying season								
▶ 5000m	19	Brianna WEIDLER	JR	15:38.45	3/30/24	3.5	0.47	3.97

UC DAVIS TFRI Team Total 3.97

116 Missouri SEC

▼ 8
LW: 108

Event	NQR	Athlete	Yr	Season Qual. Best	Date	Pl. Pts.	Bonus	TOTAL
Scored bests come from CURRENT qualifying season								
▶ HJ	31	Claudina DIAZ	JR	1.79m 5-10½	3/30/24	0.65	0.10	0.75
▶ TJ	33	Euphenie ANDRE	SR	12.94m 42-5½ (1.6)	4/12/24	0.55	0.09	0.64
▶ DISC	48	Ames BURTON	SO	53.55m 175-8	3/30/24	0.05	0.00	0.05
▶ JAV	23	Skylar CICCOLINI	SR	52.43m 172-0	3/30/24	1.5	0.25	1.75
▶ JAV	30	Erin ZIMMERMAN	SR	51.18m 167-11	3/15/24	0.7	0.00	0.70

MISSOURI TFRI Team Total 3.89

117 Alabama State SWAC

▲ 3
LW: 120

Event	NQR	Athlete	Yr	Season Qual. Best	Date	Pl. Pts.	Bonus	TOTAL
Scored bests come from CURRENT qualifying season								
▶ 400m	20	Quincy PENN	FR	51.91	3/30/24	3	0.45	3.45

ALABAMA STATE TFRI Team Total 3.45

118 Bucknell Patriot

unch
LW: 118

Event	NQR	Athlete	Yr	Season Qual. Best	Date	Pl. Pts.	Bonus	TOTAL
Scored bests come from CURRENT qualifying season								
▶ JAV	20	Evelyn BLISS	FR	52.97m 173-10	3/23/24	3	0.44	3.44

BUCKNELL TFRI Team Total 3.44



Only those who score >0.01 pts are shown

D denotes multiple-event rule in affect

119

New Mexico State

Conference USA

▼

12

LW: 107

120 **McNeese State**
Southland  **6**
IW: 114

121

Arizona State

Pac-12

▼

4

LW: 117

122

Jackson State

SWAC

▼

9

LW: 113

123 **Western Michigan**  **4**
Mid-American LW: 119

Event	NQR	Athlete	Yr	Season Qual. Best	Date	Pl. Pts.	Bonus	TOTAL
Scored bests come from CURRENT qualifying season								
► Steeple	22	Kayla SCHIERA	SR	10:03.93	3/30/24	2	0.35	2.35
WESTERN MICHIGAN TFR1 Team Total								2.35



Only those who score >0.01 pts are shown

D denotes multiple-event rule in affect

WOMEN — 2024 Week #6, April 30

124

Howard
MEAC

▼ **12**
LW: 112

Event	NQR	Athlete	Yr	Season Qual. Best	Date	Pl. Pts.	Bonus	TOTAL
Scored bests come from CURRENT qualifying season								
▶ 100m	24	Kailei COLLINS	SR	11.23w (3.0)	3/30/24	1	0.28	1.28
▶ 400H	47	Simone WATKINS	SR	58.35	4/27/24	0.075	0.00	0.08
▶ 4x100	27	Ai'yana Gray-Williams, Mackenzie Robinson, Kailei Collins, Tiffani Rae Pittman		44.26	3/16/24	0.85	0.05	0.90

HOWARD TFRI Team Total 2.26

125

Utah

▼ 1
LW: 124

Event	NQR	Athlete	Yr	Season Qual. Best	Date	Pl. Pts.	Bonus	TOTAL
Scored bests come from CURRENT qualifying season								
▶ 400m	32	Josefine ERIKSEN	SR	52.36	4/20/24	0.6	0.18	0.78
▶ 400H	43	Harley DANIEL	SO	58.21	3/23/24	0.175	0.00	0.18
▶ 800m	35	Josefine ERIKSEN	SR	2:03.69	4/20/24	0.45	0.19	0.64
▶ 800m	41	Brooke MANSON	SR	2:04.05	4/13/24	0.225	0.09	0.32
▶ 4x400	38	Ally Gomm, Harley Daniel, Bailey Kealamakia, Josefine Eriksen		3:36.44	3/30/24	0.3	0.00	0.30

UTAH TFRI Team Total 2.22

126

Cincinnati

▼ **1**
LW: 125

Event	NQR	Athlete	Yr	Season Qual. Best	Date	Pl. Pts.	Bonus	TOTAL	
Scored bests come from CURRENT qualifying season									
► HJ	31	Spirit MORGAN	SO	1.79m	5-10½	3/16/24	0.65	0.10	0.75
► PV	43	Abby KNOUFF	JR	4.18m	13-8½	4/27/24	0.175	0.00	0.18
► HEPT	25	Juliette LARACUENTE-HUEBNER	FR	5,373		4/6/24	0.95	0.00	0.95

CINCINNATI TFR Team Total 1.87

127

Lamar
Southland

unch
LW: 127

Event	NQR	Athlete	Yr	Season Qual. Best	Date	Pl. Pts.	Bonus	TOTAL
Scored bests come from CURRENT qualifying season								
▶ 100m	36	Brianna HOWARD	JR	11.30w (2.9)	3/30/24	0.4	0.11	0.51
▶ 400H	25	Chloe RODRIGUEZ	JR	57.40	4/6/24	0.95	0.30	1.25
LAMAR TFRI Team Total								1.76

128

Maine

America East

▼ 5
LW: 123

Event	NQR	Athlete	Yr	Season Qual. Best	Date	Pl. Pts.	Bonus	TOTAL	
Scored bests come from CURRENT qualifying season									
► HT	23	Mackenzie WILSON	SR	63.80m	209-4	4/13/24	1.5	0.25	1.75
MAINE TFRI Team Total									1.75

129

Kent State
Mid-American

▼ 7
LW: 122

Event	NOR	Athlete	Yr	Season Qual. Best	Date	Pl. Pts.	Bonus	TOTAL
Scored bests come from CURRENT qualifying season								
► DISC	23	Gabrielle BAILEY	SR	57.07m 187-3	3/30/24	1.5	0.20	1.70
KENT STATE TFRI Team Total								1.70

130

Elon
CAA

54
LW: 184

Event	NQR	Athlete	Yr	Season Qual. Best	Date	Pl. Pts.	Bonus	TOTAL
Scored bests come from CURRENT qualifying season								
► Steeple	36	Hannah MILLER	SR	10:11.96	4/27/24	0.4	0.00	0.40
► 5000m	26	Jette BEERMANN	JR	15:42.30	4/27/24	0.9	0.32	1.22
ELON TFR! Team Total								1.62



Only those who score >0.01 pts are shown

D denotes multiple-event rule in affect

WOMEN — 2024 Week #6, April 30

131 Milwaukee
Horizon

31
LW: 162

Event	NQR	Athlete	Yr	Season Qual. Best	Date	Pl. Pts.	Bonus	TOTAL
Scored bests come from CURRENT qualifying season								
▶ 100H	31	Natalie BLOCK	SR	13.14w (2.4)	4/27/24	0.65	0.14	0.79
▶ 400H	32	Natalie BLOCK	SR	57.68	4/27/24	0.6	0.15	0.75
MILWAUKEE TFRI Team Total								1.54

132 **Hawai'i**
Big West

▼ 2
LW: 130

Event	NQR	Athlete	Yr	Season Qual. Best	Date	Pl. Pts.	Bonus	TOTAL
Scored bests come from CURRENT qualifying season								
► DISC	29	Hallee MOHR	SR	56.25m 184-7	4/27/24	0.75	0.00	0.75
► HEPT	34	Samantha GORDON	JR	5,295	4/13/24	0.5	0.00	0.50
HAWAII TFRI Team Total								1.25

133 **UC Irvine**
Big West

 **5**
LW: 138

Event	NQR	Athlete	Yr	Season Qual. Best	Date	Pl. Pts.	Bonus	TOTAL
Scored bests come from CURRENT qualifying season								
► 10,000m	28	Sameen ANDAR	JR	33:07.48	4/13/24	0.8	0.21	1.01
► HJ	48	Kailah MCKENZIE	FR	1.77m	5-9¾ 4/27/24	0.05	0.00	0.05
► HEPT	44	Jolie ROBINSON	JR	5,213	3/23/24	0.15	0.00	0.15
UC IRVINE TFRI Team Total								1.21

134 **Northwestern**
Independent

8
LW: 142

Event	NQR	Athlete	Yr	Season Qual. Best	Date	Pl. Pts.	Bonus	TOTAL
Scored bests come from CURRENT qualifying season								
► 5000m	27	Ava EARL	JR	15:42.72	4/27/24	0.85	0.30	1.15
NORTHWESTERN TFRI Team Total								1.15

135 North Carolina A&T

▼ **14**
LW: 121

Event	NQR	Athlete	Yr	Season Qual. Best	Date	Pl. Pts.	Bonus	TOTAL
Scored bests come from CURRENT qualifying season								
► 100H	26	Lucheyona WEAVER	JR	13.11	(1.8)	4/6/24	0.9	0.23
NORTH CAROLINA A&T TFRI Team Total								1.13

136 Boston University
Patriot

▼ **10**
LW: 126

Event	NOR	Athlete	Yr	Season Qual. Best	Date	Pl. Pts.	Bonus	TOTAL
Scored bests come from CURRENT qualifying season								
▶ 1500m	34	Vera SJOBERG	SO	4:13.77	4/19/24	0.5	0.15	0.65
▶ HJ	45	Asia HAMILTON	JR	1.78m 5-10	3/30/24	0.125	0.00	0.13
▶ LJ	46	Peace OMONZANE	FR	6.27m 20-7 (1.9)	4/6/24	0.1	0.00	0.10
▶ TJ	40	Peace OMONZANE	FR	12.89mw 42-3½ (2.1)	4/5/24	0.25	0.00	0.25
BOSTON UNIVERSITY TFRI Team Total								1.12

137 **Grand Canyon**
WAC

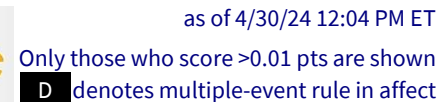
▼ 5
LW: 132

Event	NQR	Athlete	Yr	Season Qual. Best	Date	Pl. Pts.	Bonus	TOTAL
Scored bests come from CURRENT qualifying season								
▶ 800m	45	Joanna ARCHER	SR	2:04.17	4/27/24	0.125	0.06	0.19
▶ TJ	50	Taryn BURKETT	JR	12.81mw 42-½ (2.6)	3/23/24	0.01	0.00	0.01
▶ HT	45	Hannah BLOOD	JR	61.22m 200-10	3/16/24	0.125	0.00	0.13
▶ HEPT	29	Summer GRUBBS	SR	5,344	4/6/24	0.75	0.00	0.75
GRAND CANYON TFR1 Team Total								1.07

138 North Florida
ASUN

▼ 7
LW: 131

Event	NQR	Athlete	Yr	Season Qual. Best	Date	Pl. Pts.	Bonus	TOTAL
Scored bests come from CURRENT qualifying season								
► 800m	29	Smilla KOLBE	SO	2:03.29	3/30/24	0.75	0.30	1.05
NORTH FLORIDA TFR Team Total								1.05

**WOMEN — 2024 Week #6, April 30**

139 Jacksonville
ASUN

▼ 3
LW: 136

Scored bests come from CURRENT qualifying season

► TJ	28	Ma'kala DAVIS	FR	12.97m	42-6¾ (0.8)	4/5/24	0.8	0.15	0.95
------	----	---------------	----	--------	-------------	--------	-----	------	------

JACKSONVILLE TFRI Team Total 0.96

140 **Murray State**
Missouri Valley

24
LW: 164

Scored bests come from CURRENT qualifying season

▶ HEPT	50	Jenna PAULY	SR	5,174	3/30/24	0.01	0.00	0.01
--------	----	-------------	----	-------	---------	------	------	------

MURRAY STATE TFRI Team Total 0.96

141 East Carolina
American

▼ **13**
LW: 128

Scored bests come from CURRENT qualifying season

EAST CAROLINA TFR1 Team Total	0.95
--------------------------------------	-------------

EAST CAROLINA TFRI Team Total 0.95

142 **Marshall**
Sun Belt

3
LW: 145

Scored bests come from CURRENT qualifying season

MARSHALL TEP Team Total	0 95
--------------------------------	-------------

MARSHALL TERI Team Total 0.95

143 **Maryland**
Big Ten

 **4**
LW: 139

Scored bests come from CURRENT qualifying season

MARKETING TEAM TOTAL		5150
-----------------------------	--	-------------

144 **La Salle**
Atlantic 10

▼ 9
LW: 135

Scored bests come from CURRENT qualifying season

LA SALLE TEP/Team Total	0.88
--------------------------------	-------------

LA SALLE TFR1 Team Total 0.88

145 **Albany**
America East

13
LW: 158

Scored bests come from CURRENT qualifying season

ALBANY HIGH SCHOOL TOTAL		5.15
---------------------------------	--	-------------

ALBANY TFRI Team Total 0.78

146 Louisiana
Sun Belt

3
LW: 143

Scored bests come from CURRENT qualifying season

LOUISIANA TERI Team Total	0.78
----------------------------------	-------------

LOUISIANA TFRI Team Total 0.78

147 **Brown**
Ivy League

▼ **13**
LW: 134

Scored bests come from CURRENT qualifying season

BROWN TAIL TEAM TOTAL **5710**

BROWN TFRI Team Total 0.75



Only those who score >0.01 pts are shown

D denotes multiple-event rule in affect

WOMEN — 2024 Week #6, April 30

147 **Florida A&M**
SWAC

▼ **14**
LW: 133

Scored bests come from CURRENT qualifying season

FLORIDA A&M TFR1 Team Total 0.75

147 **Grambling State**
SWAC

▼ **10**
LW: 137

Scored bests come from CURRENT qualifying season

GRAMBLING STATE TFR/ Team Total 0.75

147 Southeast Missouri OVC

LW:

Scored bests come from CURRENT qualifying season

SOUTHEAST MISSOURI TFR Team Total 0.75

151 **Arkansas State**
Sun Belt

LW: 144

Scored bests come from CURRENT qualifying season

ARKANSAS STATE TFRI Team Total 0.66

152 **UMBC**
America East

LW:

Scored bests come from CURRENT qualifying season

UMBC TFRI Team Total 0.60

153 **Monmouth**
CAA

▼ 7
LW: 146

Scored bests come from CURRENT qualifying season

► HJ	48	Veronica CHAYNOV	JR	1.77m	5-9¾	4/20/24	0.05	0.00	0.05
------	----	------------------	----	-------	------	---------	------	------	------

MONMOUTH TFRI Team Total 0.53

154 **San Francisco**
Independent

▼ **1**
LW: 153

Scored bests come from CURRENT qualifying season

► 800m	44	Olivia ALEXANDRE	SR	2:04.16	4/13/24	0.15	0.06	0.21
--------	----	------------------	----	---------	---------	------	------	------

SAN FRANCISCO TFR/ Team Total 0.51

155 Jacksonville State
Conference USA

▼ 5
LW: 150

Scored bests come from CURRENT qualifying season

JACKSONVILLE STATE TFERI Team Total 0.51

156 **Cal Poly**
Big West

11
LW: 167

Scored bests come from CURRENT qualifying season

CAL POLY TFR1 Team Total	0.50
---------------------------------	-------------

157 **Utah State**
Mountain West

▼ 10
LW: 147

Scored bests come from CURRENT qualifying season

UTAH STATE TFRI Team Total	0.47
-----------------------------------	-------------



Only those who score >0.01 pts are shown

D denotes multiple-event rule in affect

WOMEN — 2024 Week #6, April 30

158 Coastal Carolina

▼ **18**
LW: 140

Event	NQR	Athlete	Yr	Season Qual. Best	Date	Pl. Pts.	Bonus	TOTAL
Scored bests come from CURRENT qualifying season								
▶ 100H	37	Amanda KINLOCH	JR	13.18 (1.1)	4/20/24	0.35	0.03	0.38
▶ HJ	48	Ebba HEDBERG	FR	1.77m 5-9¾	3/15/24	0.05	0.00	0.05
COASTAL CAROLINA TFRI Team Total								0.43

159 **Drake**
Missouri Valley

21
LW: 180

Event	NQR	Athlete	Yr	Season Qual. Best	Date	Pl. Pts.	Bonus	TOTAL
Scored bests come from CURRENT qualifying season								
► HT	36	Centaine NOOM-DUCKWORTH	JR	62.21m	204-1	4/27/24	0.4	0.00
DRAKE TFRI Team Total								0.40

160 Eastern Washington

▼ **12**
LW: 148

Event	NOR	Athlete	Yr	Season Qual. Best	Date	Pl. Pts.	Bonus	TOTAL	
Scored bests come from CURRENT qualifying season									
► LJ	46	Kimberly SMITH	SO	6.27m	20-7 (1.0)	3/16/24	0.1	0.00	0.10
► TJ	39	Caitlin SIMMONS	JR	12.90mw	42-4 (2.3)	4/13/24	0.275	0.00	0.28
EASTERN WASHINGTON TFR1 Team Total									0.38

161 Eastern Kentucky

9
LW: 152

Event	NQR	Athlete	Yr	Season Qual. Best	Date	Pl. Pts.	Bonus	TOTAL
Scored bests come from CURRENT qualifying season								
► Steeple	37	Khadija ENNASRI	FR	10:12.45	4/13/24	0.35	0.00	0.35
EASTERN KENTUCKY TFR1 Team Total								0.35

161 **Memphis**
American

▼ **12**
LW: 149

Event	NOR	Athlete	Yr	Season Qual. Best	Date	Pl. Pts.	Bonus	TOTAL	
Scored bests come from CURRENT qualifying season									
► PV	37	Arina RAZINA	FR	4.20m	13-9¼	4/20/24	0.35	0.00	0.35
MEMPHIS TFRI Team Total									0.35

161 **Purdue**
Big Ten

▼ **2**
LW: 159

Event	NQR	Athlete	Yr	Season Qual. Best	Date	Pl. Pts.	Bonus	TOTAL
Scored bests come from CURRENT qualifying season								
► HEPT	37	Bryanna CRAIG	SO	5,285	4/6/24	0.35	0.00	0.35
PURDUE TFRI Team Total								0.35

164 Nevada

Mountain West

LW:

Event	NQR	Athlete	Yr	Season Qual. Best	Date	Pl. Pts.	Bonus	TOTAL	
Scored bests come from CURRENT qualifying season									
► TJ	38	Rayven NEALEY	SR	12.91mw	42-4¼ (2.3)	4/26/24	0.3	0.02	0.32
NEVADA TFRI Team Total									0.32

165 Eastern Michigan Mid-American

▼ 10
LW: 155

Event	NQR	Athlete	Yr	Season Qual. Best	Date	Pl. Pts.	Bonus	TOTAL
Scored bests come from CURRENT qualifying season								
► HT	38	Miranda CADWELL	SR	62.01m	203-6	4/6/24	0.3	0.00
EASTERN MICHIGAN TRI Team Total								0.30

165 **Illinois State**
Missouri Valley

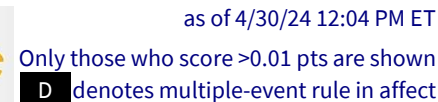
▲ 18
LW: 183

Event	NQR	Athlete	Yr	Season Qual. Best	Date	Pl. Pts.	Bonus	TOTAL
Scored bests come from CURRENT qualifying season								
► Steeple	38	Mattison PLUMMER	JR	10:12.83	4/27/24	0.3	0.00	0.30
ILLINOIS STATE TFRI Team Total								0.30

167 Middle Tennessee
Conference USA

▼ 7
LW: 160

Event	NOR	Athlete	Yr	Season Qual. Best	Date	Pl. Pts.	Bonus	TOTAL
Scored bests come from CURRENT qualifying season								
▶ 10,000m	41	Odilia JEPCHUMBA	FR	33:16.76	3/30/24	0.225	0.06	0.29
▶ 10,000m	50	Purity SANGA	SR	33:23.07	4/13/24	0.01	0.00	0.01
MIDDLE TENNESSEE TRI Team Total								0.30

**WOMEN — 2024 Week #6, April 30**

168 **UT Arlington**
WAC

▼ **11**
LW: 157

Event	NQR	Athlete	Yr	Season Qual. Best	Date	Pl. Pts.	Bonus	TOTAL
Scored bests come from CURRENT qualifying season								
▶ 100m	47	Madison PIPPINS	JR	11.32w (2.5)	3/30/24	0.075	0.06	0.13
▶ HEPT	45	Jade BONTKE	SR	5,209	4/13/24	0.125	0.00	0.13
UT ARLINGTON TFRI Team Total								0.26

169 **Belmont**
Missouri Valley

LW:

Event	NQR	Athlete	Yr	Season Qual. Best	Date	Pl. Pts.	Bonus	TOTAL
Scored bests come from CURRENT qualifying season								
► SP	40	Logan GRAY	JR	16.42m	53-10½	4/27/24	0.25	0.00
BELMONT TFRI Team Total								0.25

169 Georgia State
Sun Belt

▼ 6
LW: 163

<i>Event</i>	<i>NOR</i>	<i>Athlete</i>	<i>Yr</i>	<i>Season Qual. Best</i>	<i>Date</i>	<i>Pl. Pts.</i>	<i>Bonus</i>	<i>TOTAL</i>
Scored bests come from CURRENT qualifying season								
► 4x100	40	Maleah Heard, Camarii Tellis, Jada McBean, Blake Blakemore		44.63	3/30/24	0.25	0.00	0.25
GEORGIA STATE TFRI Team Total								0.25

169 Navy Patriot

▼ 15
LW: 154

Event	NQR	Athlete	Yr	Season Qual. Best	Date	Pl. Pts.	Bonus	TOTAL
Scored bests come from CURRENT qualifying season								
► Steeple	40	Eleanor ABRAHAM	SR	10:15.20	4/20/24	0.25	0.00	0.25
NAVY TFRI Team Total								0.25

172 **Louisiana Tech**
Conference USA

▼ **21**
LW: 151

Event	NQR	Athlete	Yr	Season Qual. Best	Date	Pl. Pts.	Bonus	TOTAL
Scored bests come from CURRENT qualifying season								
► 100H	41	Tonie-Ann FORBES	FR	13.21w (2.2)	3/23/24	0.225	0.00	0.23
LOUISIANA TECH TFRI Team Total								0.23

173 **Idaho**
Big Sky

▼ **12**
LW: 161

Event	NQR	Athlete	Yr	Season Qual. Best	Date	Pl. Pts.	Bonus	TOTAL
Scored bests come from CURRENT qualifying season								
► Steeple	42	Katja PATTIS	JR	10:15.29	4/13/24	0.2	0.00	0.20
IDAHO TFRI Team Total								0.20

173 **SMU**
American

▼ 6
LW: 167

Event	NQR	Athlete	Yr	Season Qual. Best	Date	Pl. Pts.	Bonus	TOTAL
Scored bests come from CURRENT qualifying season								
► HEPT	42	Gabriella AYITEYFIO	JR	5,226	4/13/24	0.2	0.00	0.20
SMU TFRI Team Total								0.20

173 **Towson**
CAA

▼ 7
LW: 166

Event	NQR	Athlete	Yr	Season Qual. Best	Date	Pl. Pts.	Bonus	TOTAL
Scored bests come from CURRENT qualifying season								
► 4x100	42	#Type!		44.67	4/20/24	0.2	0.00	0.20
TOWSON TFRI Team Total								0.20

176 **Hampton**
CAA

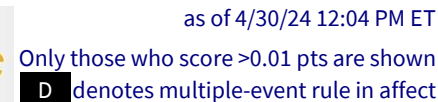
LW:

Event	NQR	Athlete	Yr	Season Qual. Best	Date	Pl. Pts.	Bonus	TOTAL
Scored bests come from CURRENT qualifying season								
► 4x400	43	Jordan Mozie, Kayla Spencer, Madison Greene, Dejah Grant	3:37.53		4/27/24	0.175	0.00	0.18
HAMPTON TFRI Team Total								0.18

176 **Manhattan**
Metro Atlantic

▼ 11
LW: 165

Event	NQR	Athlete	Yr	Season Qual. Best	Date	Pl. Pts.	Bonus	TOTAL
Scored bests come from CURRENT qualifying season								
► HT	43	Kristin STICKDORN	SR	61.50m	201-9	4/13/24	0.175	0.00
MANHATTAN TFRI Team Total								0.18

**WOMEN — 2024 Week #6, April 30**

178 **Montana State**
Big Sky

▼ 8
LW: 170

Scored bests come from CURRENT qualifying season

MONTANA STATE TFRI Team Total 0.15

179 **UC Santa Barbara**
Big West

▼ 7
LW: 172

Scored bests come from CURRENT qualifying season

UC SANTA BARBARA TFR/ Team Total **0.15**

180 **Western Carolina**
SoCon

▼ 24
LW: 156

Scored bests come from CURRENT qualifying season

WESTERN CAROLINA TFRI Team Total 0.13

181 **Abilene Christian**
WAC

▼ **14**
LW: 167

Scored bests come from CURRENT qualifying season

ABILENE CHRISTIAN TFR1 Team Total 0.10

182 **Northern Iowa**
Missouri Valley

LW:

Scored bests come from CURRENT qualifying season

NORTHERN IOWA TFR1 Team Total 0.08

182 Southern Utah

▼ 10
LW: 172

Scored bests come from CURRENT qualifying season

SOUTHERN UTAH TFR/ Team Total 0.08

184 **Alabama A&M**
SWAC

LW:

Scored bests come from CURRENT qualifying season

ALABAMA A&M TFR/ Team Total 0.05

184 **Central Arkansas**
ASUN

▼ 7
LW: 177

Scored bests come from CURRENT qualifying season

CENTRAL ARKANSAS TFRI Team Total 0.05

184 **UMass Lowell**
America East

▼ 10
LW: 174

Scored bests come from CURRENT qualifying season

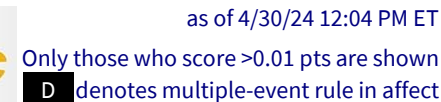
UMASS LOWELL TFRI Team Total 0.05

187 **Air Force**
Mountain West

▼ 17
LW: 170

Scored bests come from CURRENT qualifying season

AIR FORCE TFRI Team Total 0.03

**WOMEN — 2024 Week #6, April 30**

187 High Point Big South

▼ **13**
LW: 174

Scored bests come from CURRENT qualifying season

HIGH POINT TFERI Team Total 0.03

189 **Cornell**
Ivy League

LW:

Scored bests come from CURRENT qualifying season

CORNELL TFRI Team Total **0.01**

189 **Indiana State**
Missouri Valley

LW:

Scored bests come from CURRENT qualifying season

INDIANA STATE TFRI Team Total 0.01

189 **Richmond**
Atlantic 10

LW:

Scored bests come from CURRENT qualifying season

***RICHMOND TFERI Team Total* 0.01**

189 West Virginia

▼ **10**
LW: 179

Scored bests come from CURRENT qualifying season

WEST VIRGINIA TFRI Team Total 0.01