



# USTFCCCA NCAA Division I Outdoor Track & Field National TFRI Team Summary



as of 5/7/24 5:22 AM ET

Only those who score >0.01 pts are shown  
D denotes multiple-event rule in affect

## WOMEN — 2024 Week #7, May 7

1

LSU  
SEC

unch

LW: 1

Event	NQR	Athlete	Yr	Season Qual. Best	Date	Pl. Pts.	Bonus	TOTAL
Scored bests come from CURRENT qualifying season								
▶ 100m	2	Brianna LYSTON	SO	10.84w (2.2)	4/20/24	28	2.66	30.66
▶ 100m	5	Thelma DAVIES	SR	10.92w (2.8)	4/27/24	22	2.03	24.03
▶ 100m	15	Tima GODBLESS	FR	11.14w (3.4)	3/30/24	6	0.72	6.72
▶ 100m	41	Morgan SMALLS	SR	11.31w (2.8)	4/27/24	0.225	0.08	0.31
▶ 100m	51	Aniyah BIGAM	FR	11.33w (2.8)	4/27/24	0	0.03	0.03
▶ 100H	2	Leah PHILLIPS	SR	12.71 (1.8)	4/27/24	28	2.40	30.40
▶ 100H	4	Shani'a BELLAMY	SR	12.77 (1.8)	4/27/24	24	1.90	25.90
▶ 100H	8	Alia ARMSTRONG	SR	12.84 (1.8)	4/27/24	16	1.32	17.32
▶ 100H	48	Sydney CLEMENS	SR	13.24 (1.6)	4/20/24	0.05	0.00	0.05
▶ 200m	3	Brianna LYSTON	SO	22.35w (2.8)	4/20/24	26	2.55	28.55
▶ 200m	4	Thelma DAVIES	SR	22.39w (2.2)	4/27/24	24	2.36	26.36
▶ 200m	35	Aniyah BIGAM	FR	23.07w (2.8)	4/20/24	0.45	0.17	0.62
▶ 200m	43	Leah PHILLIPS	SR	23.15w (2.8)	4/20/24	0.175	0.05	0.22
▶ 200m	45	Tima GODBLESS	FR	23.16w (2.2)	3/30/24	0.125	0.03	0.16
▶ 400m	9	Ella ONOJUWVEWVO	SO	51.32	4/13/24	14	1.02	15.02
▶ 400H	8	Shani'a BELLAMY	SR	56.23	4/13/24	16	1.22	17.22
▶ 400H	13	Leah PHILLIPS	SR	56.50	3/30/24	8	0.91	8.91
▶ 400H	20	Garriel WHITE	JR	56.88	4/20/24	3	0.55	3.55
▶ 800m	1	Michaela ROSE	JR	1:58.37	4/13/24	30	3.98	33.98
▶ 800m	23	Lorena RANGEL BATRES	SR	2:03.00	3/30/24	1.5	0.36	1.86
▶ 1500m	20	Lorena RANGEL BATRES	SR	4:11.63	4/13/24	3	0.47	3.47
▶ 1500m	28	Michaela ROSE	JR	4:12.88	3/30/24	0.8	0.28	1.08
▶ 10,000m	12	Ella CHESNUT	SO	32:46.56	3/30/24	9	0.83	9.83
▶ 4x100	2	Aniyah Bigam, Tima Godbless, Brianna Lyston, Thelma Davies		43.05	4/13/24	28	2.74	30.74
▶ 4x400	2	Ella Onojuvwevwo, Shani'a Bellamy, Michaela Rose, Garriel White		3:26.55	4/27/24	28	3.37	31.37
▶ HJ	23	Morgan SMALLS	SR	1.80m 5-10¾	3/30/24	1.5	0.20	1.70
▶ LJ	11	Morgan SMALLS	SR	6.57mw 21-6¾ (2.3)	3/30/24	10	0.72	10.72
▶ TJ	17	Morgan SMALLS	SR	13.17m 43-2½ (0.4)	4/27/24	4.5	0.53	5.03
▶ TJ	37	Taylor FINGERS	FR	12.94m 42-5½ (1.9)	4/13/24	0.35	0.04	0.39
▶ DISC	21	Estel VALEANU	SR	57.53m 188-9	4/27/24	2.5	0.33	2.83
▶ JAV	7	Trinity SPOONER	FR	55.24m 181-3	4/20/24	18	1.45	19.45
▶ JAV	37	Alexis GUILLORY	FR	50.21m 164-9	3/16/24	0.35	0.00	0.35

LSU TFRI Team Total 388.83

2

Arkansas  
SEC

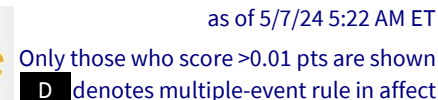
unch

LW: 2

Event	NQR	Athlete	Yr	Season Qual. Best	Date	Pl. Pts.	Bonus	TOTAL
Scored bests come from CURRENT qualifying season								
▶ 100m	48	Ariane LINTON	SO	11.32w (2.8)	4/27/24	0.05	0.06	0.11
▶ 200m	8	Amber ANNING	SR	22.66w (2.2)	4/27/24	16	1.18	17.18
▶ 200m	10	Kaylyn BROWN	FR	22.77 (-1.8)	4/13/24	12	0.83	12.83
▶ 200m	12	Rosaline EFFIONG	JR	22.78 (0.9)	4/19/24	9	0.80	9.80
▶ 400m	1	Kaylyn BROWN	FR	49.95	4/13/24	30	3.13	33.13
▶ 400m	3	Amber ANNING	SR	50.08	4/13/24	26	2.89	28.89
▶ 400m	4	Nickisha PRYCE	JR	50.13	4/13/24	24	2.79	26.79
▶ 400m	28	Rosaline EFFIONG	JR	52.23	4/13/24	0.8	0.26	1.06
▶ 400m	41	Aaliyah PYATT	JR	52.64	4/19/24	0.225	0.02	0.24
▶ 400H	2	Rachel GLENN	SO	54.91	4/13/24	28	3.38	31.38
▶ 800m	25	Sanu JALLOW	SO	2:03.14	4/27/24	0.95	0.32	1.27
▶ 800m	40	Tiana LOSTRACCO	JR	2:03.80	5/3/24	0.25	0.14	0.39
▶ 1500m	46	Sydney THORVALDSON	JR	4:15.33	5/3/24	0.1	0.00	0.10
▶ 1500m	48	Mia COCHRAN	SO	4:15.46	4/19/24	0.05	0.00	0.05
▶ Steeple	9	Laura TABORDA	SR	9:54.71	3/30/24	14	0.97	14.97
▶ 5000m	6	Sydney THORVALDSON	JR	15:25.07	4/13/24	20	1.49	21.49
▶ 10,000m	5	Sydney THORVALDSON	JR	32:36.47	3/30/24	22	1.32	23.32
▶ 10,000m	38	Paityn NOE	FR	33:11.74	4/13/24	0.3	0.10	0.40
▶ 4x100	3	Ariane Linton, Rosaline Effiong, Kaylyn Brown, Amber Anning		43.13	4/13/24	26	2.47	28.47
▶ 4x400	1	Amber Anning, Kaylyn Brown, Rachel Glenn, Aaliyah Pyatt		3:26.10	4/13/24	30	3.70	33.70
▶ HJ	5	Rachel GLENN	SO	1.90m 6-2¾	4/27/24	22	2.04	24.04
▶ PV	21	Marin CHAMBERLIN	SR	4.26m 13-11¾	4/19/24	2.5	0.22	2.72
▶ PV	27	Rachel HOMOLY	FR	4.25m 13-11¼	5/3/24	0.85	0.17	1.02
▶ PV	45	Hannah ESTES	FR	4.18m 13-8½	3/30/24	0.125	0.00	0.13
▶ LJ	28	Nia ROBINSON	SR	6.43mw 21-1¼ (2.6)	4/27/24	0.8	0.17	0.97

ARKANSAS TFRI Team Total 314.45





# 3

## Oregon

# unch

LW: 3

**OREGON TFRI Team Total**      **274.85**

4

**Texas A&M**  
SEC

# unch

LW: 4

**TEXAS A&M TFRI Team Total 264.71**





Only those who score  $>0.01$  pts are shown

**D** denotes multiple-event rule in affect

## WOMEN — 2024 Week #7, May 7

5

**Illinois**  
**Big Ten**



**1**

LW: 6

Event	NQR	Athlete	Yr	Season Qual. Best	Date	Pl. Pts.	Bonus	TOTAL
Scored bests come from CURRENT qualifying season								
▶ 100m	26	Azariyah BRYANT	SO	11.24w (2.4)	5/4/24	0.9	0.26	1.16
▶ 200m	20	Azariyah BRYANT	SO	22.92 (0.7)	5/4/24	3	0.41	3.41
▶ 200m	22	Jessica MCDOWELL	SR	22.95w (2.9)	4/13/24	2	0.36	2.36
▶ 200m	41	Sophia BECKMON	FR	23.13w (2.9)	4/13/24	0.225	0.08	0.31
▶ 400m	11	Jessica MCDOWELL	SR	51.41	3/30/24	10	0.91	10.91
▶ 4x100	13	Asia Thomas, Sophia Beckmon, Jessica McDowell, Tacoria Humphrey		43.78	4/20/24	8	0.57	8.57
▶ HJ	3	Rose YEBOAH	JR	1.91m 6-3¼	5/4/24	26	2.36	28.36
▶ HJ	3	Bara SAJDOKOVA	JR	1.91m 6-3¼	5/4/24	26	2.36	28.36
▶ PV	4	Tori THOMAS	JR	4.52m 14-10	5/4/24	24	2.70	26.70
▶ PV	38	Mia MORELLO	SO	4.20m 13-9¼	3/16/24	0.3	0.00	0.30
▶ LJ	2	Sophia BECKMON	FR	6.86m 22-6¼ (1.0)	5/4/24	28	3.36	31.36
▶ LJ	3	Tacoria HUMPHREY	JR	6.81mw 22-4¼ (2.6)	5/4/24	26	2.79	28.79
▶ LJ	6	Elizabeth NDUDI	FR	6.68m 21-11 (1.9)	4/13/24	20	1.55	21.55
▶ LJ	8	Darja SOPOVA	JR	6.64m 21-9½ (1.9)	4/13/24	16	1.24	17.24
▶ TJ	9	Darja SOPOVA	JR	13.37m 43-10½ (0.6)	4/13/24	14	1.10	15.10
▶ HT	2	Amber SIMPSON	SR	70.21m 230-4	4/13/24	28	3.07	31.07
▶ HT	39	Phethisang MAKHETHE	SO	61.93m 203-2	5/4/24	0.275	0.00	0.28
ILLINOIS TFRI Team Total								255.82

6

## South Carolina



**1**

LW: 5

Event	NQR	Athlete	Yr	Season Qual. Best	Date	Pl. Pts.	Bonus	TOTAL
Scored bests come from CURRENT qualifying season								
▶ 100m	7	Cynteria JAMES	FR	11.01 (1.7)	3/23/24	18	1.38	19.38
▶ 100m	12	JaMeesia FORD	FR	11.13 (0.0)	4/27/24	D 2	0.77	2.77
▶ 100m	29	Zaya AKINS	FR	11.26 (1.7)	3/23/24	0.75	0.21	0.96
▶ 200m	1	JaMeesia FORD	FR	22.21 (0.0)	4/27/24	30	3.24	33.24
▶ 200m	5	Jayla JAMISON	JR	22.58 (0.9)	3/30/24	22	1.44	23.44
▶ 200m	14	Aalliyah FRANCIS	SO	22.82w (3.1)	4/13/24	7	0.67	7.67
▶ 200m	30	Cynteria JAMES	FR	22.99w (3.1)	4/13/24	0.7	0.30	1.00
▶ 200m	43	Zaya AKINS	FR	23.15w (3.2)	3/16/24	0.175	0.05	0.22
▶ 400m	5	JaMeesia FORD	FR	50.81	4/13/24	22	1.65	23.65
▶ 400m	18	Zaya AKINS	FR	51.83	4/27/24	4	0.50	4.50
▶ 400m	31	Jahnile REGISTRE	JR	52.35	4/13/24	0.65	0.19	0.84
▶ 800m	10	Judy KOSGEI	FR	2:01.66	3/30/24	12	1.12	13.12
▶ 800m	18	Sylvia CHELANGAT	SO	2:02.73	4/19/24	4	0.45	4.45
▶ 1500m	2	Judy KOSGEI	FR	4:07.65	4/19/24	28	2.13	30.13
▶ Steeple	17	Teresa CHEROTICH	FR	10:01.61	4/19/24	4.5	0.42	4.92
▶ 4x100	5	Jayla Jamison, Cynteria James, Zaya Akins, JaMeesia Ford		43.25	4/13/24	22	2.07	24.07
▶ 4x400	7	Aalliyah Francis, Jayla Jamison, Sylvia Chelangat, JaMeesia Ford		3:28.57	3/30/24	18	1.90	19.90
▶ DISC	50	Ella LUCAS	FR	53.35m 175-1	3/16/24	0.01	0.00	0.01
SOUTH CAROLINA TFRI Team Total								214.28





Only those who score  $>0.01$  pts are shown

**D** denotes multiple-event rule in affect

**WOMEN — 2024 Week #7, May 7**

## 7 Florida SEC

**unch**  
LW: 7

Event	NQR	Athlete	Yr	Season Qual. Best	Date	Pl. Pts.	Bonus	TOTAL
Scored bests come from CURRENT qualifying season								
▶ 100H	1	Grace STARK	SR	12.56 (1.1)	4/13/24	30	3.67	33.67
▶ 100H	16	Jayla HOLLIS	SR	12.97 (1.8)	4/27/24	5	0.59	5.59
▶ 800m	19	Flomena ASEKOL	SR	2:02.83	3/30/24	3.5	0.40	3.90
▶ 1500m	19	Flomena ASEKOL	SR	4:11.55	4/13/24	3.5	0.49	3.99
▶ 1500m	42	Elise THORNER	SR	4:14.55	4/13/24	0.2	0.03	0.23
▶ Steeple	2	Elise THORNER	SR	9:28.49	4/13/24	28	4.26	32.26
▶ 10,000m	1	Parker VALBY	JR	30:50.43	4/13/24	30	6.89	36.89
▶ 4x100	11	Kayla Davis, Grace Stark, Jayla Hollis, Anthaya Charlton		43.60	4/27/24	10	0.95	10.95
▶ LJ	7	Anthaya CHARLTON	SO	6.67mw 21-10¾ (2.4)	4/27/24	18	1.47	19.47
▶ LJ	39	Claire BRYANT	SR	6.37mw 20-10¾ (2.6)	4/27/24	0.275	0.00	0.28
▶ TJ	47	Alissa BRAXTON	SR	12.87m 42-2¾ (0.0)	4/27/24	0.075	0.00	0.08
▶ SP	9	Alida VAN DAALEN	SO	18.10m 59-4¾	4/6/24	14	1.40	15.40
▶ SP	19	Gracelyn LIESETH	SO	17.16m 56-3¾	4/13/24	3.5	0.34	3.84
▶ DISC	1	Alida VAN DAALEN	SO	66.31m 217-7	4/20/24	30	6.39	36.39
FLORIDA TFRI Team Total								202.93

8 Georgia SEC

▲ 1  
LW: 9

Event	NQR	Athlete	Yr	Season Qual. Best	Date	Pl. Pts.	Bonus	TOTAL
Scored bests come from CURRENT qualifying season								
▶ 100m	6	Kaila JACKSON	SO	10.97w (2.8)	4/27/24	20	1.64	21.64
▶ 100m	34	Autumn WILSON	SO	11.29w (2.8)	4/27/24	0.5	0.13	0.63
▶ 100H	48	Bella WITT	JR	13.24w (2.1)	4/13/24	0.05	0.00	0.05
▶ 200m	10	Kaila JACKSON	SO	22.77w (2.2)	4/27/24	12	0.83	12.83
▶ 200m	26	Autumn WILSON	SO	22.98 (-1.8)	4/13/24	0.9	0.31	1.21
▶ 200m	32	Aaliyah BUTLER	SO	23.05 (1.0)	3/23/24	0.6	0.20	0.80
▶ 400m	2	Aaliyah BUTLER	SO	50.05	4/13/24	28	2.94	30.94
▶ 400m	21	Kimberly HARRIS	SR	51.94	4/27/24	2.5	0.43	2.93
▶ 400m	49	Haley TATE	SO	52.83	4/13/24	0.025	0.00	0.03
▶ 400H	14	Dominique MUSTIN	SR	56.52	4/27/24	7	0.89	7.89
▶ 400H	32	Zoe POLLOCK	SR	57.54	3/23/24	0.6	0.21	0.81
▶ 4x100	6	Kaila Jackson, Autumn Wilson, Kimberly Harris, Aaliyah Butler		43.26	4/13/24	20	2.04	22.04
▶ 4x400	4	Aaliyah Butler, Kimberly Harris, Sydney Harris, Haley Tate		3:27.02	4/27/24	24	3.03	27.03
▶ HJ	2	Elena KULICHENKO	JR	1.93m 6-4	3/30/24	28	3.01	31.01
▶ SP	5	Kelsie MURRELL-ROSS	JR	18.33m 60-1¾	3/30/24	22	1.86	23.86
▶ HT	10	Stephanie RATCLIFFE	JR	67.06m 220-0	4/20/24	12	1.18	13.18
▶ JAV	33	Erin MCENIMAN	SR	50.49m 165-8	3/30/24	0.55	0.00	0.55
▶ HEPT	49	Ella RUSH	SO	5,180	4/6/24	0.025	0.00	0.03
GEORGIA TFRI Team Total								197.46





Only those who score  $>0.01$  pts are shown

**D** denotes multiple-event rule in affect

## WOMEN — 2024 Week #7, May 7

## Texas

### Big 12



LW: 8

Event	NQR	Athlete	Yr	Season Qual. Best	Date	Pl. Pts.	Bonus	TOTAL
Scored bests come from CURRENT qualifying season								
▶ 100m	16	Dejanea OAKLEY	SO	11.15w (2.8)	4/27/24	5	0.66	5.66
▶ 100H	24	Emelia CHATFIELD	SR	13.06w (2.9)	3/30/24	1	0.35	1.35
▶ 100H	46	Akala GARRETT	FR	13.23 (1.6)	4/20/24	0.1	0.00	0.10
▶ 200m	9	Dejanea OAKLEY	SO	22.73 (1.7)	4/27/24	14	0.96	14.96
▶ 200m	17	Kenondra DAVIS	JR	22.90 (1.7)	4/27/24	4.5	0.44	4.94
▶ 400m	34	Ziyah HOLMAN	SR	52.43	4/20/24	0.5	0.14	0.64
▶ 400H	4	Akala GARRETT	FR	55.93	4/20/24	24	1.70	25.70
▶ 800m	21	Olivia HOWELL	SR	2:02.92	4/27/24	2.5	0.38	2.88
▶ 1500m	44	Olivia HOWELL	SR	4:14.64	4/20/24	0.15	0.01	0.16
▶ 10,000m	20	Eva JESS	JR	32:54.06	4/13/24	3	0.55	3.55
▶ 4x400	24	Lauren Lewis, Dejanea Oakley, Kenondra Davis, Ziyah Holman		3:33.19	3/30/24	1	0.12	1.12
▶ HJ	23	Trinity TOMLINSON	SR	1.80m 5-10¾	4/6/24	1.5	0.20	1.70
▶ LJ	1	Ackelia SMITH	JR	7.10mw 23-3½ (3.1)	4/27/24	30	6.09	36.09
▶ LJ	9	Aaliyah FOSTER	FR	6.61mw 21-8¼ (3.2)	3/27/24	14	1.01	15.01
▶ LJ	49	Michelle GRAHAM	SR	6.27mw 20-7 (2.9)	4/27/24	0.025	0.00	0.03
▶ TJ	6	Ackelia SMITH	JR	13.44mw 44-1¼ (3.6)	4/26/24	20	1.39	21.39
▶ SP	7	Nina NDUBUISI	FR	18.19m 59-8¼	4/6/24	18	1.58	19.58
▶ SP	8	Chrystal HERPIN	JR	18.18m 59-7¾	3/30/24	16	1.56	17.56
▶ SP	10	Marilyn NWORA	SR	17.91m 58-9¼	4/6/24	12	1.11	13.11
▶ DISC	34	Chrystal HERPIN	JR	55.55m 182-3	4/27/24	0.5	0.00	0.50
▶ DISC	41	Nina NDUBUISI	FR	54.63m 179-3	4/6/24	0.225	0.00	0.23
▶ HEPT	14	Kristine BLAZEVICA	SR	5,662	3/30/24	7	0.87	7.87
TEXAS TFRI Team Total								194.12

# Tennessee

## SEC

# unch

LW: 10

Event	NQR	Athlete	Yr	Season Qual. Best	Date	Pl. Pts.	Bonus	TOTAL
Scored bests come from CURRENT qualifying season								
► 100m	1	Jacious SEARS	SR	10.77 (1.6)	4/13/24	30	3.23	33.23
► 100m	8	Dennisha PAGE	SR	11.11 (0.5)	4/27/24	16	0.87	16.87
► 100m	41	Joella LLOYD	SR	11.31 (0.6)	3/30/24	0.225	0.08	0.31
► 100H	46	Layla ANDERSON	SO	13.23 (1.4)	4/20/24	0.1	0.00	0.10
► 200m	7	Dennisha PAGE	SR	22.61 (0.9)	4/27/24	18	1.34	19.34
► 200m	12	Jacious SEARS	SR	22.78 (0.9)	4/27/24	9	0.80	9.80
► 200m	19	Brianna WHITE	FR	22.91w (3.5)	4/13/24	3.5	0.42	3.92
► 400m	8	Javonya VALCOURT	SO	51.15	4/13/24	16	1.23	17.23
► 400m	19	Brianna WHITE	FR	51.86	4/6/24	3.5	0.48	3.98
► 400H	5	Kyla ROBINSON-HUBBARD	SR	55.98	4/13/24	22	1.62	23.62
► Steeple	49	Kayla GHOLAR	JR	10:17.36	4/19/24	0.025	0.00	0.03
► 5000m	35	Emily COVERT	SR	15:48.29	4/19/24	0.45	0.10	0.55
► 10,000m	48	Caroline LYERLY	FR	33:19.80	4/27/24	0.05	0.00	0.05
► 4x100	1	Jacious Sears, Dennisha Page, Jada Seaman, Brianna White		42.52	4/27/24	30	4.55	34.55
► 4x400	6	Javonya Valcourt, Dajour Miles, Kyla Robinson-Hubbard, Brianna White		3:28.53	4/27/24	20	1.93	21.93
► PV	14	Sarah SCHMITT	JR	4.33m 14-2½	4/27/24	7	0.66	7.66
TENNESSEE TFRI Team Total								193.16





Only those who score  $>0.01$  pts are shown

**D** denotes multiple-event rule in affect

**11** **Texas Tech**  
Big 12

**unch**  
LW: 11

**12** **Ole Miss** **unch**  
SEC LW: 12

Event	NQR	Athlete	Yr	Season Qual. Best	Date	Pl. Pts.	Bonus	TOTAL
Scored bests come from CURRENT qualifying season								
▶ 100m	4	McKenzie LONG	SR	10.89w (2.6)	3/30/24	24	2.27	26.27
▶ 100m	16	Jahniya BOWERS	SR	11.15 (-0.2)	4/13/24	5	0.66	5.66
▶ 200m	1	McKenzie LONG	SR	22.21w (2.2)	4/27/24	30	3.24	33.24
▶ 200m	26	Gabrielle MATTHEWS	SO	22.98 (1.1)	4/27/24	0.9	0.31	1.21
▶ 400H	17	Gabrielle MATTHEWS	SO	56.72	4/13/24	4.5	0.68	5.18
▶ 4x100	7	Jahniya Bowers, McKenzie Long, Gabrielle Matthews, Akilah Lewis		43.31	4/13/24	18	1.87	19.87
▶ SP	3	Jalani DAVIS	SR	18.54m 60-10	3/30/24	26	2.45	28.45
▶ SP	16	Akaoma ODELUGA	FR	17.37m 57-0	4/6/24	5	0.56	5.56
▶ SP	27	Jasmine MITCHELL	SR	16.92m 55-6¼	3/30/24	0.85	0.09	0.94
▶ SP	38	Mensi STIFF	FR	16.45m 53-11¾	4/6/24	0.3	0.00	0.30
▶ DISC	20	Jalani DAVIS	SR	57.54m 188-10	3/30/24	D 2	0.33	2.33
▶ HT	5	Jasmine MITCHELL	SR	69.37m 227-7	4/6/24	22	2.40	24.40
▶ HT	6	Jalani DAVIS	SR	68.78m 225-8	4/6/24	20	2.07	22.07
▶ HT	42	Skyler SOLI	FR	61.61m 202-2	3/30/24	0.2	0.00	0.20
OLE MISS TFRI Team Total								175.69





# USTFCCCA NCAA Division I Outdoor Track & Field National TFRI Team Summary



as of 5/7/24 5:22 AM ET

Only those who score >0.01 pts are shown  
D denotes multiple-event rule in affect

## WOMEN — 2024 Week #7, May 7

### 13 Nebraska Big Ten

unch  
LW: 13

Event	NQR	Athlete	Yr	Season Qual. Best	Date	Pl. Pts.	Bonus	TOTAL
Scored bests come from CURRENT qualifying season								
PV	49	Jessica GARDNER	SR	4.17m	13-8¼	4/27/24	0.025	0.00 0.03
LJ	33	Lishanna ILVES	SR	6.40m	21-0 (0.0)	4/6/24	0.55	0.06 0.61
LJ	35	Velesia WILLIAMS	JR	6.39m	20-11¾ (0.0)	4/20/24	0.45	0.02 0.47
TJ	10	Rhianna PHIPPS	JR	13.36m	43-10 (1.1)	3/30/24	12	1.06 13.06
TJ	12	Ashley MCELMURRY	SR	13.33m	43-8¾ (-0.2)	4/6/24	9	0.93 9.93
SP	2	Axelina JOHANSSON	JR	18.82m	61-9	4/20/24	28	3.27 31.27
SP	13	Mine DE KLERK	JR	17.54m	57-6½	4/27/24	8	0.73 8.73
SP	21	Amelia FLYNT	SO	17.09m	56-1	3/30/24	2.5	0.27 2.77
SP	45	Kalynn MEYER	JR	16.36m	53-8¼	4/6/24	0.125	0.00 0.13
DISC	19	Kalynn MEYER	JR	57.58m	188-11	4/27/24	3.5	0.35 3.85
DISC	37	Mine DE KLERK	JR	55.17m	181-0	3/30/24	0.35	0.00 0.35
DISC	46	Amelia FLYNT	SO	54.01m	177-3	4/27/24	0.1	0.00 0.10
HT	25	Hillevi CARLSSON	SO	63.25m	207-6	4/27/24	0.95	0.12 1.07
HT	41	Cammy GARABIAN	SR	61.68m	202-5	4/20/24	0.225	0.00 0.23
JAV	1	Rhema OTABOR	SR	58.47m	191-10	4/6/24	30	4.12 34.12
JAV	12	Eniko SARA	JR	54.23m	177-11	3/30/24	9	0.86 9.86
JAV	14	Mirta KULISIC	SR	53.41m	175-3	4/6/24	7	0.59 7.59
JAV	15	Emmanuela CASADEI	JR	53.35m	175-1	4/6/24	6	0.57 6.57

NEBRASKA TFRI Team Total 130.71

### 14 Notre Dame ACC

unch  
LW: 14

Event	NQR	Athlete	Yr	Season Qual. Best	Date	Pl. Pts.	Bonus	TOTAL
Scored bests come from CURRENT qualifying season								
800m	42	Claire SIEVERN	SR	2:03.92	4/19/24	0.2	0.10	0.30
1500m	38	Sophie NOVAK	JR	4:14.13	4/19/24	0.3	0.09	0.39
Steeple	3	Olivia MARKEZICH	SR	9:36.33	4/19/24	26	3.06	29.06
Steeple	7	Sophie NOVAK	JR	9:52.64	4/27/24	18	1.17	19.17
5000m	18	Siona CHISHOLM	SO	15:37.74	3/30/24	4	0.52	4.52
10,000m	4	Andrea MARKEZICH	SR	32:36.16	3/30/24	24	1.34	25.34
10,000m	9	Erin STRZELECKI	SR	32:44.62	3/30/24	14	0.92	14.92
HJ	19	Madison SCHMIDT	SR	1.82m	5-11½	4/20/24	3.5	0.42 3.92
HEPT	2	Jadin O'BRIEN	SR	6,115	4/20/24	28	3.33	31.33

NOTRE DAME TFRI Team Total 128.95

### 15 Alabama SEC

unch  
LW: 15

Event	NQR	Athlete	Yr	Season Qual. Best	Date	Pl. Pts.	Bonus	TOTAL
Scored bests come from CURRENT qualifying season								
1500m	22	Doris LEMNGOLE	FR	4:11.90	4/6/24	2	0.43	2.43
1500m	42	Hilda OLEMOMOI (CHEBET)	JR	4:14.55	4/27/24	0.2	0.03	0.23
Steeple	1	Doris LEMNGOLE	FR	9:22.31	4/19/24	30	5.22	35.22
5000m	1	Hilda OLEMOMOI (CHEBET)	JR	15:06.42	4/13/24	30	3.68	33.68
10,000m	2	Hilda OLEMOMOI (CHEBET)	JR	32:22.20	3/30/24	28	2.04	30.04
10,000m	28	Brenda TUWEI	SO	33:00.66	4/13/24	0.8	0.33	1.13
10,000m	37	Joy GILL	SO	33:11.05	3/30/24	0.35	0.11	0.46
4x100	26	Na'Taja Ballard, Ariike Elijah, Milan Fields, Caelyn Harris		44.20	4/27/24	0.9	0.11	1.01
4x400	32	Ariike Elijah, Na'Taja Ballard, Milan Fields, Margaret Conteh		3:35.79	4/6/24	0.6	0.00	0.60
HJ	23	Miracle AILES	JR	1.80m	5-10¾	4/27/24	1.5	0.20 1.70
LJ	12	Caelyn HARRIS	SO	6.54mw	21-5½ (2.2)	4/27/24	9	0.60 9.60
SP	41	Amani HEAVEN	SR	16.41m	53-10¼	4/13/24	0.225	0.00 0.23
HT	31	Chandler HAYDEN	SR	62.72m	205-9	4/6/24	0.65	0.00 0.65

ALABAMA TFRI Team Total 116.98





Only those who score  $>0.01$  pts are shown

**D** denotes multiple-event rule in affect

**WOMEN — 2024 Week #7, May 7**

16

## Southern California



2

LW: 18

Event	NQR	Athlete	Yr	Season Qual. Best	Date	Pl. Pts.	Bonus	TOTAL
Scored bests come from CURRENT qualifying season								
► 100m	20	Jassani CARTER	SO	11.19w (2.3)	3/30/24	3	0.46	3.46
► 100m	34	Christine MALLARD	SO	11.29w (2.3)	3/30/24	0.5	0.13	0.63
► 100m	41	Samirah MOODY	JR	11.31 (-0.4)	4/20/24	0.225	0.08	0.31
► 100H	10	Jasmine JONES	SR	12.86 (-0.4)	5/4/24	12	1.19	13.19
► 100H	28	Jalaysiya SMITH	JR	13.12w (3.6)	4/6/24	0.8	0.19	0.99
► 100H	33	Nonah WALDRON	FR	13.15 (1.7)	4/20/24	0.55	0.11	0.66
► 200m	25	Jassani CARTER	SO	22.97 (1.7)	4/28/24	0.95	0.33	1.28
► 200m	32	Madison WHYTE	FR	23.05 (1.7)	4/28/24	0.6	0.20	0.80
► 200m	34	Christine MALLARD	SO	23.06w (3.1)	3/2/24	0.5	0.19	0.69
► 400m	13	Jan'Taijah JONES	SR	51.59	3/30/24	8	0.69	8.69
► 400m	16	Yemi JOHN	SO	51.67	4/20/24	5	0.60	5.60
► 400m	17	Madison WHYTE	FR	51.74	4/28/24	4.5	0.55	5.05
► 400H	9	Jasmine JONES	SR	56.24	4/28/24	14	1.20	15.20
► 400H	27	Rae-Anne SERVILLE	SR	57.41	4/20/24	0.85	0.27	1.12
► 4x100	10	Jassani Carter, Christine Mallard, Madison Whyte, Samirah Moody		43.47	4/20/24	12	1.34	13.34
► 4x400	16	Takiya Cenci, Jan'Taijah Jones, Jassani Carter, Christine Mallard		3:31.57	3/30/24	5	0.50	5.50
► HJ	23	Temitope OJORA	SR	1.80m 5-10¾	4/6/24	1.5	0.20	1.70
► LJ	41	Alyssa HOPE	FR	6.34m 20-9¾ (0.0)	3/30/24	0.225	0.00	0.23
► LJ	46	Temitope OJORA	SR	6.29m 20-7¾ (1.4)	4/27/24	0.1	0.00	0.10
► TJ	2	Temitope OJORA	SR	13.82mw 45-4¼ (3.2)	4/6/24	28	3.69	31.69
► TJ	44	Lauren REED	SO	12.89mw 42-3½ (2.7)	4/5/24	0.15	0.00	0.15
► DISC	43	Reese GARLAND	FR	54.32m 178-3	4/28/24	0.175	0.00	0.18
► JAV	24	Sara ZABARINO	SR	52.20m 171-3	4/20/24	1	0.18	1.18
SOUTHERN CALIFORNIA TFRI Team Total								111.74

**17**

**Florida State**  
ACC



1

LW: 16

Event	NQR	Athlete	Yr	Season Qual. Best	Date	Pl. Pts.	Bonus	TOTAL
Scored bests come from CURRENT qualifying season								
▶ 100m	3	Dajaz DEFRAND	SO	10.88w (2.8)	4/27/24	26	2.35	28.35
▶ 100m	23	Shenese WALKER	SO	11.22w (2.8)	4/27/24	1.5	0.31	1.81
▶ 100H	4	Alexandra WEBSTER	SR	12.77 (1.1)	4/13/24	24	1.90	25.90
▶ 200m	5	Dajaz DEFRAND	SO	22.58 (1.1)	4/27/24	22	1.44	23.44
▶ 400H	18	Tyra WILSON	JR	56.74	4/13/24	4	0.66	4.66
▶ 1500m	29	Agnes MCTIGHE	SO	4:13.01	4/19/24	0.75	0.26	1.01
▶ 1500m	30	Suus ALTORF	SO	4:13.09	4/6/24	0.7	0.25	0.95
▶ 5000m	42	Agnes MCTIGHE	SO	15:51.91	3/30/24	0.2	0.00	0.20
▶ 4x100	8	Liana Tyson, Dajaz Defrand, Kaniya Johnson, Shenese Walker		43.33	4/13/24	16	1.80	17.80
▶ 4x400	44	Ava Klein, Dajaz Defrand, Alexandra Webster, Tyra Wilson		3:37.63	4/13/24	0.15	0.00	0.15
FLORIDA STATE TFRI Team Total								104.27

18

## Oklahoma State

### Big 12



11

LW: 29

Event	NQR	Athlete	Yr	Season Qual. Best	Date	Pl. Pts.	Bonus	TOTAL
Scored bests come from CURRENT qualifying season								
► 800m	11	Gabija GALVYDYTE	JR	2:01.89	4/13/24	10	0.93	10.93
► 800m	16	Billah JEPKIRUI	SO	2:02.63	5/3/24	5	0.51	5.51
► 1500m	8	Billah JEPKIRUI	SO	4:08.93	4/13/24	16	1.52	17.52
► 1500m	13	Gabija GALVYDYTE	JR	4:10.26	4/20/24	8	0.90	8.90
► Steeple	50	Payton HINKLE	SO	10:17.94	4/13/24	0.01	0.00	0.01
► 5000m	15	Taylor ROE	SR	15:36.36	4/13/24	6	0.62	6.62
► 5000m	36	Victoria LAGAT	FR	15:48.95	3/30/24	0.4	0.07	0.47
► 10,000m	45	Taylor ROE	SR	33:17.10	4/13/24	0.125	0.01	0.14
► 10,000m	46	Molly BORN	SR	33:17.15	4/13/24	0.1	0.01	0.11
► TJ	4	Winny BII	SO	13.49m 44-3¼ (1.3)	5/3/24	24	1.67	25.67
► HT	49	Rachel NEAVES	SO	60.86m 199-8	4/13/24	0.025	0.00	0.03
► HEPT	5	Bailey GOLDEN	SR	5,887	4/6/24	22	1.84	23.84
► HEPT	22	Olivija VAITAITYTE	JR	5,490	4/6/24	2	0.43	2.43
► HEPT	25	Annie MOLENHOUSE	SO	5,368	4/6/24	0.95	0.12	1.07
► HEPT	34	Katie CHAPMAN	FR	5,289	4/6/24	0.5	0.00	0.50
OKLAHOMA STATE TFRI Team Total								103.75





Only those who score  $>0.01$  pts are shown

**D** denotes multiple-event rule in affect

## WOMEN — 2024 Week #7, May 7

19

**Harvard**  
Ivy League

# unch

LW: 19

**HARVARD TFRI Team Total**      **100.83**

20

## Oklahoma

**▼ 3**

LW: 17

**OKLAHOMA TFRI Team Total 99.47**

21

## Minnesota

### Big Ten

**▼ 1**

LW: 20

**MINNESOTA TFRI Team Total 91.54**

22

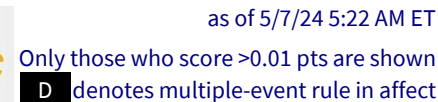
**Virginia Tech**  
ACC

**16**

LW: 38

**VIRGINIA TECH TFRI Team Total 89.81**





## WOMEN — 2024 Week #7, May 7

23

**Penn**  
Ivy League



7

LW: 30

***PENN TFRI Team Total***                      **86.91**

24

## Houston

### Big 12



2

LW: 22

**HOUSTON TFRI Team Total 85.27**

25

## Washington

### Pac-12



4

LW: 21

**WASHINGTON TFRI Team Total** **85.19**

26

## California

### Pac-12



2

LW: 24

<b>CALIFORNIA TFRI Team Total</b>	<b>85.07</b>
-----------------------------------	--------------





Only those who score  $>0.01$  pts are shown

**D** denotes multiple-event rule in affect

**WOMEN — 2024 Week #7, May 7**

**27** **BYU**  
Big 12

▼ 2  
LW: 25

**BYU TFRI Team Total 79.25**

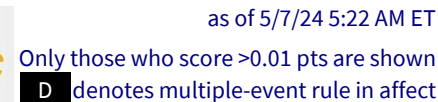
**28** **Clemson**  
ACC

▼ 5  
LW: 23

**CLEMSON TFRI Team Total** 78.69

78.69





## WOMEN — 2024 Week #7, May 7

29

# Michigan

## Big Ten

**3**  
LW: 26

30

TCU  
Big 12

LW: 28

Event	NQR	Athlete	Yr	Season Qual. Best	Date	Pl. Pts.	Bonus	TOTAL
Scored bests come from CURRENT qualifying season								
▶ 100m	12	Iyana GRAY	JR	11.13w (2.9)	3/30/24	9	0.77	9.77
▶ 100m	31	Teanna HARLIN	FR	11.28w (2.6)	3/30/24	0.65	0.16	0.81
▶ 100m	37	Mikayla HAYES	JR	11.30w (3.0)	3/30/24	0.35	0.11	0.46
▶ 200m	22	Iyana GRAY	JR	22.95 (-1.8)	4/13/24	2	0.36	2.36
▶ 200m	41	Teanna HARLIN	FR	23.13 (-0.2)	3/23/24	0.225	0.08	0.31
▶ 400H	23	Tia WILLIAMS	FR	57.35	3/30/24	1.5	0.30	1.80
▶ 400H	45	Amelliah BIRDOW	FR	58.26	3/23/24	0.125	0.00	0.13
▶ 800m	26	Gracie MORRIS	SR	2:03.15	4/13/24	0.9	0.31	1.21
▶ 1500m	40	Gracie MORRIS	SR	4:14.47	4/13/24	0.25	0.04	0.29
▶ 4x100	12	Teanna Harlin, Mikayla Hayes, Breanna Harlin, Iyana Gray		43.66	3/23/24	9	0.82	9.82
▶ 4x400	17	Samarra Monroy, Kelaiah Daniyan, Tia Williams, Amelliah Birdow		3:31.62	4/27/24	4.5	0.49	4.99
▶ JAV	4	Irene JEPKEMBOI	FR	57.23m 187-9	3/23/24	24	2.92	26.92
▶ JAV	10	Maria BIENVENU	JR	54.45m 178-8	3/30/24	12	0.94	12.94
<b>TCU TFRI Team Total</b>								<b>71.79</b>





Only those who score  $>0.01$  pts are shown

**D** denotes multiple-event rule in affect

## WOMEN — 2024 Week #7, May 7

33

**UTEP**  
Conference USA



**1**

LW: 32

<b>UTEP TFR/ Team Total</b>	<b>64.12</b>
-----------------------------	--------------

34

## Colorado



**1**

LW: 33

<b>COLORADO TFRI Team Total</b>	<b>63.34</b>
---------------------------------	--------------

35

**UCLA**  
**Pac-12**



1

LW: 34

<b>UCLA TFR! Team Total</b>	<b>62.33</b>
-----------------------------	--------------

36

**Rice**  
American

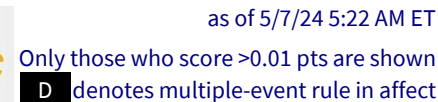
# unch

LW: 36

<b>RICE TFR! Team Total</b>	<b>60.93</b>
-----------------------------	--------------

**RICE TFRI Team Total 60.93**





## WOMEN — 2024 Week #7, May 7

**37** **Virginia**  
ACC

▼ 2  
LW: 35

***VIRGINIA TFR1 Team Total***                      **60.53**

38 Louisville  
ACC

**1**  
LW: 39

**LOUISVILLE TFR1 Team Total** 60.14

**39** **UCF**  
Big 12

▼ 2  
LW: 37

**UCF TFERI Team Total 58.31**

**40** **Charlotte**  
American

**8**  
LW: 48

**CHARLOTTE TFRI Team Total 55.18**





Only those who score  $>0.01$  pts are shown

**D** denotes multiple-event rule in affect

## WOMEN — 2024 Week #7, May 7

**41** **Vanderbilt**  
SEC

▼ **1**  
LW: 40

Event	NQR	Athlete	Yr	Season Qual. Best	Date	Pl. Pts.	Bonus	TOTAL
Scored bests come from CURRENT qualifying season								
▶ 100H	39	Falon SPEARMAN	SO	13.18w (2.1)	4/27/24	0.275	0.03	0.31
▶ 100H	42	Santana SPEARMAN	SO	13.20w (2.5)	4/27/24	0.2	0.00	0.20
▶ 400H	15	Allyria MCBRIDE	SO	56.63	4/20/24	6	0.77	6.77
▶ 1500m	49	Julia ROSENBERG	JR	4:15.60	4/27/24	0.025	0.00	0.03
▶ SP	11	Sarah OMOREGIE	SR	17.79m 58-4½	4/20/24	10	0.99	10.99
▶ SP	14	Veronica FRALEY	SR	17.42m 57-2	4/27/24	7	0.61	7.61
▶ DISC	4	Veronica FRALEY	SR	61.37m 201-4	4/20/24	24	2.25	26.25
▶ HEPT	23	Alix STILL	SR	5,471	4/13/24	1.5	0.39	1.89
VANDERBILT TFRI Team Total								54.03

**42** **Georgetown**  
Big East

**unch**  
LW: 42

Event	NOR	Athlete	Yr	Season Qual. Best	Date	Pl. Pts.	Bonus	TOTAL
Scored bests come from CURRENT qualifying season								
▶ 800m	12	Melissa RIGGINS	JR	2:01.97	4/19/24	9	0.88	9.88
▶ 1500m	3	Melissa RIGGINS	JR	4:07.96	4/13/24	26	1.98	27.98
▶ Steeple	30	Mary HENNELLY	SR	10:08.34	4/27/24	0.7	0.11	0.81
▶ 5000m	9	Chloe SCRIMGEOUR	JR	15:29.87	4/19/24	14	1.12	15.12
▶ 10,000m	44	Maggie DONAHUE	SR	33:16.90	4/27/24	0.15	0.02	0.17
GEORGETOWN TFRI Team Total								53.95

**43** **Fresno State**  
Mountain West

**2**  
LW: 41

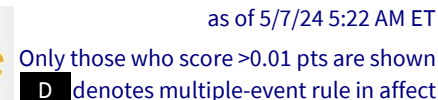
Event	NQR	Athlete	Yr	Season Qual. Best	Date	Pl. Pts.	Bonus	TOTAL
Scored bests come from CURRENT qualifying season								
► 400m	46	Ceonna PIPION	SR	52.79	4/27/24	0.1	0.00	0.10
► HJ	23	Elizabeth TARCZY	FR	1.80m 5-10¾	4/27/24	1.5	0.20	1.70
► LJ	45	Rachela PACE	JR	6.30mw 20-8 (2.2)	3/23/24	0.125	0.00	0.13
► TJ	15	Rachela PACE	JR	13.26m 43-6 (0.6)	4/17/24	6	0.71	6.71
► SP	15	Cierra JACKSON	JR	17.39m 57-¾	4/6/24	6	0.58	6.58
► DISC	7	Jordyn BRYANT	SR	59.70m 195-11	4/27/24	18	1.15	19.15
► DISC	10	Cierra JACKSON	JR	59.37m 194-10	3/23/24	12	0.97	12.97
► HT	28	Amelia DIPAOLO	SR	62.89m 206-4	4/27/24	0.8	0.02	0.82
► JAV	41	Harriette MORTLOCK	SO	49.88m 163-8	3/23/24	0.225	0.00	0.23
► JAV	42	Rhiannon GENILLA	JR	49.68m 163-0	4/20/24	0.2	0.00	0.20
► HEPT	27	Madison HUTTON	SR	5,346	4/13/24	0.85	0.07	0.92
FRESNO STATE TFRI Team Total								49.49

## 44 California Baptist WAC

**unch**  
LW: 44

Event	NQR	Athlete	Yr	Season Qual. Best	Date	Pl. Pts.	Bonus	TOTAL
Scored bests come from CURRENT qualifying season								
► Steeple	4	Greta KARINAUSKAITE	SR	9:37.31	4/13/24	24	2.92	26.92
► 10,000m	6	Yasna PETROVA	JR	32:36.97	3/30/24	20	1.30	21.30
► 10,000m	42	Carlota RODES	SR	33:16.70	3/30/24	0.2	0.02	0.22
CALIFORNIA BAPTIST TFRI Team Total								48.43





**45** Penn State  
Big Ten

▼ 2  
LW: 43

<b>PENN STATE TFRI Team Total</b>	<b>48.41</b>
-----------------------------------	--------------

**46** **NC State**  
ACC

**▼ 1**  
LW: 45

Event	NQR	Athlete	Yr	Season Qual. Best	Date	Pl. Pts.	Bonus	TOTAL
Scored bests come from CURRENT qualifying season								
► 1500m	14	Samantha BUSH	SR	4:10.92	4/19/24	7	0.67	7.67
► Steeple	28	Angelina NAPOLEON	FR	10:07.11	4/19/24	0.8	0.17	0.97
► 5000m	23	Amaris TYYNISMAA	SR	15:40.81	4/19/24	1.5	0.38	1.88
► 5000m	34	Grace HARTMAN	SO	15:46.71	4/19/24	0.5	0.16	0.66
► 5000m	39	Leah STEPHENS	FR	15:50.34	4/19/24	0.275	0.02	0.30
► 10,000m	3	Grace HARTMAN	SO	32:28.89	3/30/24	26	1.70	27.70
► 10,000m	17	Amaris TYYNISMAA	SR	32:52.92	3/30/24	4.5	0.58	5.08
► 10,000m	29	Gionna QUARZO	SR	33:02.14	3/30/24	0.75	0.28	1.03
► 10,000m	34	Leah STEPHENS	FR	33:09.25	4/27/24	0.5	0.14	0.64
► 10,000m	35	Mariah HOWLETT	SR	33:09.69	3/30/24	0.45	0.13	0.58
► 10,000m	41	Kelsey CHMIEL	SR	33:15.66	4/27/24	0.225	0.04	0.26
NC STATE TFRI Team Total								46.76

## 47 Kansas

**unch**  
LW: 47

<b>KANSAS TFRI Team Total</b>	<b>46.49</b>
-------------------------------	--------------

## 48 Texas State Sun Belt

**1**  
LW: 49

<b>TEXAS STATE TFRI Team Total</b>	<b>42.94</b>
------------------------------------	--------------





Only those who score  $>0.01$  pts are shown

**D** denotes multiple-event rule in affect

## WOMEN — 2024 Week #7, May 7

49

**Duke**  
ACC



# 3

LW: 46

Event	NQR	Athlete	Yr	Season Qual. Best	Date	Pl. Pts.	Bonus	TOTAL
Scored bests come from CURRENT qualifying season								
▶ 100H	43	Skyla WILSON	SR	13.21 (0.2)	4/27/24	0.175	0.00	0.18
▶ 400m	26	Lauren TOLBERT	SO	52.19	4/13/24	0.9	0.28	1.18
▶ 400m	35	Megan MCGINNIS	JR	52.47	4/13/24	0.45	0.12	0.57
▶ 400m	39	Julia JACKSON	SO	52.61	4/13/24	0.275	0.03	0.31
▶ 400H	38	Skyla WILSON	SR	57.98	3/30/24	0.3	0.00	0.30
▶ 800m	27	Lauren TOLBERT	SO	2:03.17	3/30/24	0.85	0.31	1.16
▶ 800m	38	Charlotte TOMKINSON	JR	2:03.71	4/19/24	0.3	0.16	0.46
▶ Steeple	43	Emily COLE	SR	10:15.23	3/30/24	0.175	0.00	0.18
▶ 5000m	16	Amina MAATOUG	JR	15:37.38	3/30/24	5	0.54	5.54
▶ 4x100	20	Mia Edim, Abby Geiser, Halle Bieber, Maddy Doane		43.97	4/13/24	3	0.36	3.36
▶ 4x400	12	Megan McGinnis, Lauren Tolbert, Skyla Wilson, Julia Jackson		3:30.86	4/27/24	9	0.73	9.73
▶ HJ	33	Brianna SMITH	SR	1.79m 5-10½	4/27/24	0.55	0.09	0.64
▶ PV	10	Gemma TUTTON	FR	4.35m 14-3¼	4/27/24	12	0.87	12.87
▶ TJ	24	Tia ROZARIO	SR	13.05mw 42-9¾ (2.3)	4/6/24	1	0.27	1.27
▶ JAV	33	Julia MAGLIARO	FR	50.49m 165-8	3/30/24	0.55	0.00	0.55
▶ HEPT	19	Brianna SMITH	SR	5,519	4/13/24	3.5	0.51	4.01
DUKE TFRI Team Total								42.30

50

## Kentucky SEC

## unch

LW: 50

Event	NQR	Athlete	Yr	Season Qual. Best	Date	Pl. Pts.	Bonus	TOTAL
Scored bests come from CURRENT qualifying season								
▶ 100H	13	Alexis GLASCO	JR	12.96w (2.1)	4/27/24	8	0.65	8.65
▶ 400m	36	Jania MARTIN	SR	52.51	3/30/24	0.4	0.09	0.49
▶ 400m	40	Alysia JOHNSON	JR	52.63	3/30/24	0.25	0.02	0.27
▶ 4x100	31	Victoria Perrow, Onieka McAnnullf, Morgan Davis, Alexis Glasco		44.34	4/20/24	0.65	0.00	0.65
▶ 4x400	18	Jania Martin, Reynei Wallace, Cha'iel Johnson, Onieka McAnnullf		3:31.88	4/27/24	4	0.42	4.42
▶ HJ	9	Charity HUFNAGEL	SR	1.85m 6-¾	4/27/24	14	0.85	14.85
▶ PV	27	Payton PHILLIPS	JR	4.25m 13-11¼	3/30/24	0.85	0.17	1.02
▶ PV	44	Kaitlyn CAIN	SO	4.19m 13-9	4/13/24	0.15	0.00	0.15
▶ HT	19	Kate POWERS	FR	64.34m 211-1	4/27/24	3.5	0.42	3.92
▶ HEPT	15	Charity HUFNAGEL	SR	5,609	3/30/24	6	0.74	6.74
KENTUCKY TFRI Team Total								41.16

51

## Providence

### Big East



1

LW: 52

Event	NQR	Athlete	Yr	Season Qual. Best	Date	Pl.	Pts.	Bonus	TOTAL
Scored bests come from CURRENT qualifying season									
▶ 800m	34	Kimberley MAY	JR	2:03.46	4/13/24	0.5	0.23	0.73	
▶ 1500m	7	Shannon FLOCKHART	JR	4:08.84	3/30/24	18	1.57	19.57	
▶ 1500m	9	Kimberley MAY	JR	4:09.22	3/30/24	14	1.39	15.39	
▶ 5000m	48	Lilly TUCK	SR	15:53.76	4/27/24	0.05	0.00	0.05	
▶ 10,000m	26	Laura MOONEY	SR	33:00.20	3/30/24	0.9	0.35	1.25	
▶ 10,000m	47	Lilly TUCK	SR	33:18.51	3/30/24	0.075	0.00	0.08	
PROVIDENCE TFRI Team Total									37.06





Only those who score  $>0.01$  pts are shown

**D** denotes multiple-event rule in affect

## WOMEN — 2024 Week #7, May 7

52

## Stanford Pac-12



**1**

LW: 53

53

Rutgers  
Big Ten

LW: 54

1

Event	NOR	Athlete	Yr	Season Qual. Best	Date	Pl. Pts.	Bonus	TOTAL
Scored bests come from CURRENT qualifying season								
▶ 1500m	36	Alexandra CARLSON	JR	4:14.04	4/20/24	0.4	0.10	0.50
▶ 5000m	46	Alexandra CARLSON	JR	15:53.14	4/13/24	0.1	0.00	0.10
▶ 4x400	44	Celine Brown, Charlee Crawford, Cynthia Boakye, Reanda Richards		3:37.63	4/27/24	0.15	0.00	0.15
▶ PV	1	Chloe TIMBERG	JR	4.60m 15-1	4/27/24	30	3.92	33.92
▶ LJ	32	Celine BROWN	SO	6.41mw 21-½ (3.2)	3/23/24	0.6	0.10	0.70
▶ JAV	39	Alianna EUCKER	SO	50.10m 164-5	4/27/24	0.275	0.00	0.28
RUTGERS TFRI Team Total								35.65

54

## Ohio State

### Big Ten



2

LW: 56

55

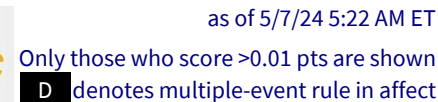
South Dakota  
Summit League

LW: 51

4

Event	NOR	Athlete	Yr	Season Qual.	Best	Date	Pl. Pts.	Bonus	TOTAL
Scored bests come from CURRENT qualifying season									
▶ 100m	41	Erin KINNEY	JR	11.31	(1.9)	4/13/24	0.225	0.08	0.31
▶ 400H	7	Jacy PULSE	JR	56.17		4/20/24	18	1.31	19.31
▶ 4x100	34	Erin Kinney, Jacy Pulse, Averi Schmeichel, Sara Reifenrath		44.39		4/13/24	0.5	0.00	0.50
▶ 4x400	23	Annalee Robinson, Sara Reifenrath, Madison Jochum, Jacy Pulse		3:33.15		4/27/24	1.5	0.13	1.63
▶ HJ	47	Daniella ANGLIN	JR	1.78m	5-10	5/3/24	0.075	0.00	0.08
▶ PV	10	Gennifer HIRATA	SR	4.35m	14-3¼	4/6/24	12	0.87	12.87
▶ PV	45	Jaidyn GARRETT	JR	4.18m	13-8½	5/3/24	0.125	0.00	0.13
▶ SP	43	Meredith CLARK	SR	16.38m	53-9	4/20/24	0.175	0.00	0.18
<b>SOUTH DAKOTA TFRI Team Total</b>									<b>34.99</b>





## WOMEN — 2024 Week #7, May 7

## 56 Iowa State Big 12

**1**  
LW: 57

<b>IOWA STATE TFR1 Team Total</b>	<b>32.04</b>
-----------------------------------	--------------

**57** **UTSA**  
American

▼ 2  
LW: 55

<b>UTSA TFRI Team Total</b>	<b>30.38</b>
-----------------------------	--------------

## 58 Central Connecticut State

**3**  
LW: 61

<b>CENTRAL CONNECTICUT STATE TFRI Team Total</b>	<b>29.16</b>
--------------------------------------------------	--------------

**CENTRAL CONNECTICUT STATE TFR/ Team Total 29.16**

**59** **Campbell**  
CAA

**1**  
LW: 60

<b>CAMPBELL TFRI Team Total</b>	<b>29.14</b>
---------------------------------	--------------

**60** **Villanova**  
Big East

**2**  
LW: 62

<b>VILLANOVA TFR1 Team Total</b>	<b>27.72</b>
----------------------------------	--------------

**61** **VCU**  
Atlantic 10

▲ 3  
LW: 64

<b>VCU TFRI Team Total</b>	<b>26.71</b>
----------------------------	--------------

**VCU TFR1 Team Total 26.71**





# USTFCCCA NCAA Division I Outdoor Track & Field National TFRI Team Summary



as of 5/7/24 5:22 AM ET

Only those who score >0.01 pts are shown  
D denotes multiple-event rule in affect

## WOMEN — 2024 Week #7, May 7

### 62 Northern Arizona Big Sky

▲ 1  
LW: 63

Event	NQR	Athlete	Yr	Season Qual. Best	Date	Pl. Pts.	Bonus	TOTAL
Scored bests come from CURRENT qualifying season								
▶ 200m	26	Madeline WILSON	SR	22.98 (1.1)	4/6/24	0.9	0.31	1.21
▶ 400m	42	Kyairra REIGH	JR	52.65	3/23/24	0.2	0.01	0.21
▶ Steeple	19	Karrie BALOGA	FR	10:02.53	4/13/24	3.5	0.38	3.88
▶ 5000m	11	Annika REISS	SR	15:33.21	4/26/24	10	0.86	10.86
▶ 5000m	17	Gracelyn LARKIN	SR	15:37.51	4/13/24	4.5	0.54	5.04
▶ 5000m	49	Bryn MORLEY	SR	15:54.47	3/30/24	0.025	0.00	0.03
▶ 10,000m	19	Ali (Aliandrea) UPSHAW	JR	32:53.65	3/30/24	3.5	0.56	4.06
▶ 10,000m	30	Gracelyn LARKIN	SR	33:07.20	3/30/24	0.7	0.17	0.87
▶ 4x400	36	Madeline Wilson, LiNay Perry, Kyairra Reigh, Hannah Schmidt		3:36.21	4/20/24	0.4	0.00	0.40

**NORTHERN ARIZONA TFRI Team Total 26.55**

### 63 Arizona Pac-12

▼ 5  
LW: 58

Event	NQR	Athlete	Yr	Season Qual. Best	Date	Pl. Pts.	Bonus	TOTAL
Scored bests come from CURRENT qualifying season								
▶ 400H	22	Antonia SANCHEZ NUNEZ	SO	57.14	4/20/24	2	0.41	2.41
▶ 400H	46	Keilee HALL	FR	58.27	4/27/24	0.1	0.00	0.10
▶ 4x100	48	McKenna Watson, Camila Aguilar-Perez, Presley Money, Ava Simms		44.71	4/27/24	0.05	0.00	0.05
▶ 4x400	40	Camila Aguilar-Perez, Keilee Hall, Antonia Sanchez Nunez, Ava Simms		3:36.82	4/27/24	0.25	0.00	0.25
▶ HJ	16	Emma GATES	SO	1.83m 6-0	4/27/24	5	0.53	5.53
▶ HJ	23	Paris MIKINSKI	SO	1.80m 5-10¾	4/27/24	1.5	0.20	1.70
▶ LJ	12	Sydney VANEK	FR	6.54m 21-5½ (-0.1)	4/27/24	9	0.60	9.60
▶ LJ	18	Jenica BOSKO	JR	6.50m 21-4 (0.0)	3/23/24	4	0.45	4.45
▶ SP	28	Tapenisa HAVEA	SO	16.83m 55-2¾	3/16/24	0.8	0.00	0.80
▶ DISC	42	Tapenisa HAVEA	SO	54.42m 178-7	3/23/24	0.2	0.00	0.20
▶ HEPT	26	Hollan POWERS	JR	5,367	4/6/24	0.9	0.12	1.02

**ARIZONA TFRI Team Total 26.12**

### 64 Columbia Ivy League

▲ 8  
LW: 72

Event	NQR	Athlete	Yr	Season Qual. Best	Date	Pl. Pts.	Bonus	TOTAL
Scored bests come from CURRENT qualifying season								
▶ 1500m	16	Nicole VANASSE	SR	4:11.39	4/19/24	5	0.52	5.52
▶ 5000m	8	Phoebe ANDERSON	JR	15:29.02	4/19/24	16	1.18	17.18
▶ 10,000m	21	Phoebe ANDERSON	JR	32:54.50	5/5/24	2.5	0.53	3.03
▶ 10,000m	39	Mary Caroline HEINEN	SR	33:13.09	3/30/24	0.275	0.08	0.35

**COLUMBIA TFRI Team Total 26.09**

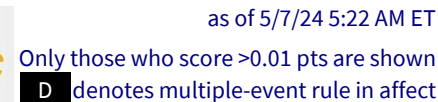
### 65 Princeton Ivy League

▼ 6  
LW: 59

Event	NQR	Athlete	Yr	Season Qual. Best	Date	Pl. Pts.	Bonus	TOTAL
Scored bests come from CURRENT qualifying season								
▶ 1500m	15	Mena SCATCHARD	JR	4:11.10	4/19/24	6	0.61	6.61
▶ 1500m	34	Margaret LIEBICH	JR	4:13.65	5/5/24	0.5	0.16	0.66
▶ Steeple	39	Alexis ALLEN	JR	10:12.08	5/5/24	0.275	0.00	0.28
▶ PV	27	Tessa MUDD	SO	4.25m 13-11¼	4/13/24	0.85	0.17	1.02
▶ LJ	20	Georgina SCOOT	SO	6.49m 21-3½ (0.3)	4/13/24	3	0.41	3.41
▶ LJ	22	Alexandra KELLY	SO	6.45m 21-2 (1.0)	4/12/24	2	0.25	2.25
▶ TJ	15	Georgina SCOOT	SO	13.26m 43-6 (0.2)	4/19/24	6	0.71	6.71
▶ TJ	20	Alexandra KELLY	SO	13.13m 43-1 (0.7)	4/20/24	3	0.44	3.44
▶ HT	40	Annika KELLY	SR	61.77m 202-8	5/5/24	0.25	0.00	0.25
▶ HT	46	Angela MCAUSLAN-KELLY	SO	60.99m 200-1	4/20/24	0.1	0.00	0.10
▶ JAV	27	Shea GREENE	SO	51.55m 169-2	4/20/24	0.85	0.00	0.85
▶ HEPT	39	Julia JONGEJEUGD	SO	5,265	5/5/24	0.275	0.00	0.28

**PRINCETON TFRI Team Total 25.86**





66

Miami (Fla.)

ACC

▲

1

LW: 67

[illegible]

69

Bradley

Missouri Valley

▲

4

LW: 73

70

Washington State  
Pac-12

LW: 71

1

Event	NOR	Athlete	Yr	Season Qual. Best	Date	Pl. Pts.	Bonus	TOTAL
Strongest bests come from CURRENT qualifying season								
▶ 100H	9	Maribel CAICEDO	SR	12.85 (-0.8)	4/20/24	14	1.25	15.25
▶ 100H	29	Micaela DE MELLO	JR	13.13 (-0.8)	4/20/24	0.75	0.16	0.91
▶ 400m	46	Jasneet NIJJAR	SR	52.79	4/13/24	0.1	0.00	0.10
▶ Steeple	32	Caroline JEROTICH	SR	10:08.53	4/13/24	0.6	0.10	0.70
▶ 5000m	22	Zenah CHEPTOO	FR	15:40.09	4/13/24	2	0.40	2.40
▶ 4x100	39	Maribel Caicedo, Elise Unruh-Thomas, Jasneet Nijjar, Skyler Walton		44.55	4/20/24	0.275	0.00	0.28
▶ PV	21	Eva LOWDER	FR	4.26m 13-11¾	4/20/24	2.5	0.22	2.72
▶ JAV	40	Laura LINDQUIST	SO	49.90m 163-9	3/16/24	0.25	0.00	0.25
<strong>WASHINGTON STATE TFRI Team Total</strong>								<strong>22.61</strong>





Only those who score  $>0.01$  pts are shown

**D** denotes multiple-event rule in affect

**WOMEN — 2024 Week #7, May 7**

71 Auburn SEC

▼ 5  
LW: 66

**AUBURN TFRI Team Total** 22.38

## 72 Western Kentucky Conference USA

▼ 4  
LW: 68

**WESTERN KENTUCKY TFRI Team Total 22.21**

73 Iowa  
Big Ten

**1**  
LW: 74

<b>IOWA TFR/ Team Total</b>	<b>19.99</b>
-----------------------------	--------------

## 74 San Jose State

▼ 5  
LW: 69

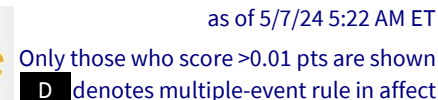
<b>SAN JOSE STATE TFRI Team Total</b>	<b>19.62</b>
---------------------------------------	--------------

**75** **Ball State**  
Mid-American

▲ 1  
LW: 76

<b>BALL STATE TFRI Team Total</b>	<b>19.53</b>
-----------------------------------	--------------





## WOMEN — 2024 Week #7, May 7

76

**Rider**  
Metro Atlantic



**1**

LW: 77

Event	NQR	Athlete	Yr	Season Qual. Best	Date	Pl. Pts.	Bonus	TOTAL
Scored bests come from CURRENT qualifying season								
▶ 800m	13	Teagan SCHEIN-BECKER	SR	2:02.28	4/20/24	8	0.70	8.70
▶ 1500m	12	Teagan SCHEIN-BECKER	SR	4:09.87	4/27/24	9	1.08	10.08
RIDER TFRI Team Total								18.79

77

**Boston College**  
ACC



**1**

LW: 78

Event	NQR	Athlete	Yr	Season Qual. Best	Date	Pl. Pts.	Bonus	TOTAL
Scored bests come from CURRENT qualifying season								
► Steeple	8	Emma TAVELLA	SR	9:53.51	4/13/24	16	1.09	17.09
BOSTON COLLEGE TFRI Team Total								17.09

78

## South Florida American



**1**

LW: 79

Event	NQR	Athlete	Yr	Season Qual. Best	Date	Pl. Pts.	Bonus	TOTAL
Scored bests come from CURRENT qualifying season								
▶ 100m	51	Shaniya BENJAMIN	SR	11.33w (2.9)	4/6/24	0	0.03	0.03
▶ 200m	26	Shaniya BENJAMIN	SR	22.98 (0.9)	3/30/24	0.9	0.31	1.21
▶ 4x100	18	Zahria Allers-Liburd, Shaniya Benjamin, Je'Nyia Burton, Gianna Hansen		43.93	4/20/24	4	0.40	4.40
▶ 4x400	11	Shaniya Benjamin, Zahria Allers-Liburd, Terren Peterson, Je'Nyia Burton		3:30.77	3/30/24	10	0.77	10.77
▶ LJ	35	Shaniya BENJAMIN	SR	6.39m 20-11¾ (2.0)	4/6/24	0.45	0.02	0.47
SOUTH FLORIDA TFRI Team Total								16.89

79

# Army West Point



**1**

LW: 80

Event	NOR	Athlete	Yr	Season Qual. Best	Date	Pl. Pts.	Bonus	TOTAL
<b>Scored bests come from CURRENT qualifying season</b>								
► Steeple	10	Colett RAMPF CRIBBS	SR	9:56.85	4/13/24	12	0.77	12.77
► HT	27	Emily FINK	JR	63.11m	207-1 3/30/24	0.85	0.08	0.93
► JAV	21	Brooke STRATMAN	SR	52.59m	172-7 3/30/24	2.5	0.31	2.81
<b>ARMY WEST POINT TFRI Team Total</b>								<b>16.51</b>

80

## Wichita State



2

LW: 82

Event	NQR	Athlete	Yr	Season Qual. Best	Date	Pl. Pts.	Bonus	TOTAL	
Scored bests come from CURRENT qualifying season									
► HJ	22	Destiny MASTERS	SR	1.81m	5-11¼	4/4/24	2	0.31	2.31
► HEPT	11	Destiny MASTERS	SR	5,749		4/4/24	10	1.16	11.16
WICHITA STATE TFRI Team Total								13.47	

81

**Oregon State**  
Pac-12



3

LW: 84

Event	NQR	Athlete	Yr	Season Qual. Best	Date	Pl. Pts.	Bonus	TOTAL
Scored bests come from CURRENT qualifying season								
► 400H	25	Kate SORENSEN	SR	57.38	4/11/24	0.95	0.29	1.24
► 400H	43	Adael SCATENA	SR	58.10	4/27/24	0.175	0.00	0.18
► HJ	33	Dede NORMAN	FR	1.79m 5-10½	4/13/24	0.55	0.09	0.64
► DISC	17	Jade WHITFIELD	JR	58.00m 190-4	4/11/24	4.5	0.47	4.97
► JAV	36	Maryann ACKERMAN	SO	50.33m 165-2	3/16/24	0.4	0.00	0.40
► HEPT	16	Anneke MOERSDORF	SR	5,593	4/13/24	5	0.69	5.69
OREGON STATE TFRI Team Total								13.11

82

# Florida International Conference USA

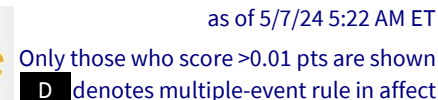


**1**

LW: 81

Event	NQR	Athlete	Yr	Season Qual. Best	Date	Pl. Pts.	Bonus	TOTAL	
Scored bests come from CURRENT qualifying season									
► PV	21	Nicole JANSE VAN RENSBURG	SR	4.26m	13-11¾	4/13/24	2.5	0.22	2.72
► DISC	14	Michaelle VALENTIN	SR	58.32m	191-4	3/30/24	7	0.56	7.56
► HT	33	Michaelle VALENTIN	SR	62.65m	205-7	3/23/24	0.55	0.00	0.55
► JAV	22	Christiana ELLINA	SO	52.49m	172-3	3/30/24	2	0.27	2.27
FLORIDA INTERNATIONAL TFRI Team Total									13.11





## WOMEN — 2024 Week #7, May 7

83

**Gonzaga**  
Independent



# 3

LW: 86

Event	NQR	Athlete	Yr	Season Qual. Best	Date	Pl. Pts.	Bonus	TOTAL
Scored bests come from CURRENT qualifying season								
► 5000m	25	Rosina MACHU-SHURI	SO	15:41.46	4/27/24	0.95	0.35	1.30
► 5000m	47	Willow COLLINS	JR	15:53.41	3/30/24	0.075	0.00	0.08
► 10,000m	11	Rosina MACHU-SHURI	SO	32:45.57	3/30/24	10	0.87	10.87
► 10,000m	36	Kristen GARCIA	SR	33:10.55	3/30/24	0.4	0.12	0.52
GONZAGA TFRI Team Total								12.77

84

**Northeastern**  
CAA



# 3

LW: 87

Event	NQR	Athlete	Yr	Season Qual. Best	Date	Pl. Pts.	Bonus	TOTAL
Scored bests come from CURRENT qualifying season								
▶ 1500m	47	Ava DUGGAN	SR	4:15.37	4/27/24	0.075	0.00	0.08
▶ Steeple	25	Azza BOROVICKA-SWANSON	SR	10:05.90	4/27/24	0.95	0.22	1.17
▶ 5000m	24	Abigail HASSMAN	SR	15:41.40	3/30/24	1	0.35	1.35
▶ HEPT	12	Dominique BIRON	SR	5,699	4/13/24	9	0.96	9.96
NORTHEASTERN TFRI Team Total								12.56

85

## Connecticut

### Big East

# unch

LW: 85

Event	NQR	Athlete	Yr	Season Qual. Best	Date	Pl.	Pts.	Bonus	TOTAL
Scored bests come from CURRENT qualifying season									
► 5000m	14	Chloe THOMAS	JR	15:35.83	3/30/24	7	0.66		7.66
► LJ	21	A'liyah THOMAS	JR	6.46m 21-2½ (1.2)	4/6/24	2.5	0.29		2.79
► TJ	28	Jasmine BARROW	SR	13.02m 42-8¾ (-1.1)	3/16/24	0.8	0.21		1.01
► HT	34	Natalia SURDEJ	JR	62.48m 205-0	3/30/24	0.5	0.00		0.50
► HEPT	32	Alyssa ELLIOTT	JR	5,298	4/13/24	0.6	0.00		0.60
CONNECTICUT TFRI Team Total									12.56

86

## Utah Valley



2

LW: 88

Event	NQR	Athlete	Yr	Season Qual. Best	Date	Pl. Pts.	Bonus	TOTAL
Scored bests come from CURRENT qualifying season								
► 10,000m	33	Morgan NOKES	JR	33:08.53	3/30/24	0.55	0.15	0.70
► JAV	11	Kelsi OLDROYD	JR	54.34m	178-4 4/20/24	10	0.90	10.90
UTAH VALLEY TFRI Team Total								11.60

87

## Kansas State

### Big 12



9

LW: 96

Event	NQR	Athlete	Yr	Season Qual. Best	Date	Pl. Pts.	Bonus	TOTAL
Scored bests come from CURRENT qualifying season								
► Steeple	34	Hannah STEWART	SR	10:09.50	4/20/24	0.5	0.06	0.56
► HJ	16	Sharie ENOE	SO	1.83m 6-0	5/3/24	5	0.53	5.53
► SP	42	Grace THOMPSON	JR	16.39m 53-9¼	3/16/24	0.2	0.00	0.20
► SP	47	Jaycee SCHROEDER	SR	16.34m 53-7½	4/27/24	0.075	0.00	0.08
► SP	49	Daisy MONIE	JR	16.32m 53-6½	3/16/24	0.025	0.00	0.03
► DISC	30	Tamaiah KOONCE	SO	56.14m 184-2	4/27/24	0.7	0.00	0.70
► HT	18	Monique HARDY	JR	64.65m 212-1	4/6/24	4	0.51	4.51
KANSAS STATE TFRI Team Total								11.60

88

**ULM**  
Sun Belt



5

LW: 83

Event	NQR	Athlete	Yr	Season Qual. Best	Date	Pl. Pts.	Bonus	TOTAL
Scored bests come from CURRENT qualifying season								
► TJ	12	Eunice ILUNGA MBUYI	JR	13.33mw	43-8¼ (3.1)	4/26/24	9 0.93	9.93
► HEPT	29	Claudine RAUD-GUMIEL	JR	5,337		4/13/24	0.75 0.04	0.79
ULM TFRI Team Total								10.73

89

**Wake Forest**  
ACC

# unch

LW: 89

Event	NQR	Athlete	Yr	Season Qual. Best	Date	Pl. Pts.	Bonus	TOTAL	
Scored bests come from CURRENT qualifying season									
► 5000m	41	Brooke WILSON	FR	15:51.57	4/19/24	0.225	0.00	0.23	
► LJ	37	Robbie GRACE	SR	6.38m	20-11¼ (2.0)	4/12/24	0.35	0.00	0.35
► DISC	12	Leia BRAUNAGEL	SR	58.44m	191-9	4/6/24	9	0.60	9.60
WAKE FOREST TFRI Team Total								10.17	





Only those who score  $>0.01$  pts are shown

**D** denotes multiple-event rule in affect

**WOMEN — 2024 Week #7, May 7**

**90 Saint Louis**  
Atlantic 10

 **4**  
LW: 94

**Scored bests come from CURRENT qualifying season**

**SAINT LOUIS TFRI Team Total 9.87**

**91** **Appalachian State**  
Sun Belt

**1**  
LW: 90

**Scored bests come from CURRENT qualifying season**

Taylor Smith, Jayla Adams

► LJ	42	Taylor SMITH	SR	6.32mA	20-9 (-0.9)	4/27/24	0.2	0.00	0.20
------	----	--------------	----	--------	-------------	---------	-----	------	------

<b>APPALACHIAN STATE TFRI Team Total</b>	<b>9.81</b>
------------------------------------------	-------------

**92** **Syracuse**  
ACC

**unch**  
LW: 92

**Scored bests come from CURRENT qualifying season**

▶ 10,000m	13	Savannah ROARK	JR 32:50.56	3/30/24	8	0.66	8.66
-----------	----	----------------	-------------	---------	---	------	------

<b>SYRACUSE TFR/ Team Total</b>	<b>9.55</b>
---------------------------------	-------------

**93** **Lipscomb**  
ASUN

▼ 2  
LW: 91

**Scored bests come from CURRENT qualifying season**

► 5000m	31	Colbi BORLAND	SR 15:44.74	4/13/24	0.65	0.23	0.88
---------	----	---------------	-------------	---------	------	------	------

▶ LJ	16	Aislinn MCELHANEY	SR	6.52m	21-4¾ (0.7)	3/30/24	5	0.52	5.52
------	----	-------------------	----	-------	-------------	---------	---	------	------

**EN SCOMB IT RI Team Total: 6.50**

**94** **Mississippi State**  
SEC

▼ **1**  
LW: 93

**Scored bests come from CURRENT qualifying season**

▶ 4x100	38	Rosealee Cooper, Jaitlyn Ware, Kyndall Sessom, McKenzie Calloway	44.48	4/13/24	0.3	0.00	0.30
---------	----	------------------------------------------------------------------------	-------	---------	-----	------	------

▶ JAV	35	Ellie KNOTT	JR	50.42m	165-5	3/16/24	0.45	0.00	0.45
-------	----	-------------	----	--------	-------	---------	------	------	------

<b>MISSISSIPPI STATE TFRI Team Total</b>	<b>8.25</b>
------------------------------------------	-------------

**95** **Pittsburgh**  
ACC

**unch**  
IW·95

**Scored bests come from CURRENT qualifying season**

Success Duruzor, Lydia  
Bottelier

▶ HT	32	Foluke OLUJIDE-AJIBADE	SR	62.68m	205-8	4/20/24	0.6	0.00	0.60
------	----	------------------------	----	--------	-------	---------	-----	------	------

▶ HEPT	31	Lydia BOTTELIER	SR 5,314	3/30/24	0.65	0.00	0.65
--------	----	-----------------	----------	---------	------	------	------

<b>PITTSBURGH TFRI Team Total</b>	<b>8.10</b>
-----------------------------------	-------------

96 Wisconsin  
Big Ten

4  
LW: 100

**Scored bests come from CURRENT qualifying season**

5000m	38	Leane WILLEMSE	SO	15:49.89	4/13/24	0.3	0.04	0.34
-------	----	----------------	----	----------	---------	-----	------	------

▶ SP	36	Danni LANGSETH	SO	16.54m	54-3¼	5/3/24	0.4	0.00	0.40
------	----	----------------	----	--------	-------	--------	-----	------	------

▶ HEPT	21	Shaina ZINTER	SO	5,499	4/13/24	2.5	0.46	2.96
--------	----	---------------	----	-------	---------	-----	------	------

<b>WISCONSIN FFA Team Total:</b>	<b>1150</b>
----------------------------------	-------------





Only those who score  $>0.01$  pts are shown

**D** denotes multiple-event rule in affect

**WOMEN — 2024 Week #7, May 7**

**97** **Michigan State**  
Big Ten

**1**  
LW: 98

Event	NQR	Athlete	Yr	Season Qual. Best	Date	Pl. Pts.	Bonus	TOTAL
Scored bests come from CURRENT qualifying season								
► 5000m	21	Katie OSIKA	SR	15:39.01	4/13/24	2.5	0.44	2.94
► PV	19	Sophia METTES	SO	4:27m	14-0 4/20/24	3.5	0.28	3.78
MICHIGAN STATE TFRI Team Total								6.72

**98** **Queens (N.C.)**  
ASUN

**3**  
LW: 101

Event	NQR	Athlete	Yr	Season Qual. Best	Date	Pl. Pts.	Bonus	TOTAL
<b>Scored bests come from CURRENT qualifying season</b>								
► HJ	15	Lucy WALLIKER	SR	1.84m	6-½	4/13/24	6	0.65
<b>QUEENS (N.C.) TFRI Team Total</b>								<b>6.65</b>

**99** **New Mexico**  
Mountain West

**unch**  
LW: 99

Event	NQR	Athlete	Yr	Season Qual. Best	Date	Pl. Pts.	Bonus	TOTAL
Scored bests come from CURRENT qualifying season								
► Steeple	42	Sophia MCDONNELL	JR	10:14.14	4/13/24	0.2	0.00	0.20
► 5000m	37	Mercy KIRAREI	FR	15:49.77	4/13/24	0.35	0.04	0.39
► 5000m	43	Nicola JANSEN	SO	15:52.03	4/13/24	0.175	0.00	0.18
► 10,000m	18	Nicola JANSEN	SO	32:53.18	3/30/24	4	0.58	4.58
► LJ	31	Lauren FOWLER	SO	6.42mw 21-¾ (3.0)	4/19/24	0.65	0.13	0.78
► LJ	37	Elizabeth WHITE	SR	6.38mw 20-11¼ (2.6)	4/19/24	0.35	0.00	0.35
NEW MEXICO TFRI Team Total								6.48

**100** Southern Illinois  
Missouri Valley

**2**  
LW: 102

Event	NQR	Athlete	Yr	Season Qual. Best	Date	Pl. Pts.	Bonus	TOTAL
<b>Scored bests come from CURRENT qualifying season</b>								
► Steeple	15	Rachel ANDERSON	SR	10:00.70	4/13/24	6	0.46	6.46
<b>SOUTHERN ILLINOIS TFR1 Team Total</b>								<b>6.46</b>

## 101 Youngstown State

▼ 4  
LW: 97

Event	NQR	Athlete	Yr	Season Qual. Best	Date	Pl. Pts.	Bonus	TOTAL
Scored bests come from CURRENT qualifying season								
► PV	16	Erin BOGARD	SR	4.30m	14-1¼	4/6/24	5 0.43	5.43
► TJ	33	Esther SOLARIN	JR	12.97m	42-6¼ (0.6)	3/30/24	0.55 0.11	0.66
YOUNGSTOWN STATE TFRI Team Total								6.09

**102** **North Dakota State**  
Summit League

**4**  
LW: 106

Event	NQR	Athlete	Yr	Season Qual. Best	Date	Pl. Pts.	Bonus	TOTAL
Scored bests come from CURRENT qualifying season								
▶ 400m	37	Nell GRAHAM	SR	52.57	4/13/24	0.35	0.06	0.41
▶ HT	16	Lexi MAPLES	SR	64.97m	213-2 4/11/24	5	0.60	5.60
NORTH DAKOTA STATE TFR1 Team Total								6.00

**103** **Monmouth**  
CAA

**50**  
LW 153

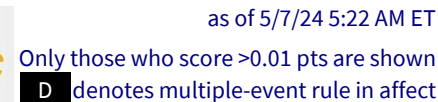
Event	NQR	Athlete	Yr	Season Qual. Best	Date	Pl. Pts.	Bonus	TOTAL
Scored bests come from CURRENT qualifying season								
▶ 400H	36	Yasmeen TINSLEY	JR	57.90	4/20/24	0.4	0.02	0.42
▶ HJ	16	Veronica CHAYNOV	JR	1.83m 6-0	5/3/24	5	0.53	5.53
MONMOUTH TFR1 Team Total								5.95

## 104 Northwestern State Southland

**unch**  
LW: 104

Event	NOR	Athlete	Yr	Season Qual. Best	Date	Pl. Pts.	Bonus	TOTAL
<b>Scored bests come from CURRENT qualifying season</b>								
▶ 100H	37	Vanessa BALDE	SO	13.17cw (13.13A) (3.1)	4/26/24	0.35	0.06	0.41
▶ 400m	23	Sanaria BUTLER	SO	52.11	4/20/24	1.5	0.33	1.83
▶ 400m	38	Maygan SHAW	JR	52.59	4/13/24	0.3	0.05	0.35
▶ 400m	44	Vanessa BALDE	SO	52.75	4/13/24	0.15	0.00	0.15
▶ 4x100	36	Madison Brown, Sanaria Butler, Vanessa Balde, Lynelle Washington		44.43	4/13/24	0.4	0.00	0.40
▶ 4x400	21	Maygan Shaw, Sanaria Butler, Tranasia Jones, Vanessa Balde		3:32.67	3/30/24	2.5	0.24	2.74
<b>NORTHWESTERN STATE TFRI Team Total</b>								<b>5.87</b>





## WOMEN — 2024 Week #7, May 7

**105** **Toledo**  
Mid-American

**▼ 2**  
LW: 103

Event	NQR	Athlete	Yr	Season Qual. Best	Date	Pl. Pts.	Bonus	TOTAL
Scored bests come from CURRENT qualifying season								
▶ 1500m	21	Laura NICHOLSON	JR	4:11.65	4/19/24	2.5	0.47	2.97
▶ Steeple	21	Vilde HENRIKSEN	JR	10:03.43	4/19/24	2.5	0.34	2.84
TOLEDO TFRI Team Total								5.81

**106** Georgia Tech  
ACC

**▼ 1**  
LW: 105

Event	NQR	Athlete	Yr	Season Qual. Best	Date	Pl. Pts.	Bonus	TOTAL
Scored bests come from CURRENT qualifying season								
▶ 400H	49	Lydia TROUPE	SR	58.37	3/30/24	0.025	0.00	0.03
▶ Steeple	18	Helena LINDSAY	SR	10:02.40	4/27/24	4	0.38	4.38
▶ Steeple	31	Grace DRISKILL	JR	10:08.49	4/27/24	0.65	0.10	0.75
▶ LJ	40	Ameia WILSON	SR	6.35m	20-10 (1.3)	0.25	0.00	0.25
GEORGIA TECH TFRI Team Total								5.41

## 107 Alabama State SWAC

 **10**  
LW: 117

Event	NQR	Athlete	Yr	Season Qual. Best	Date	Pl. Pts.	Bonus	TOTAL
Scored bests come from CURRENT qualifying season								
► 200m	37	Quincy PENN	FR	23.08 (1.3)	5/4/24	0.35	0.16	0.51
► 200m	45	Jaqual BUSH	SR	23.16 (1.3)	5/4/24	0.125	0.03	0.16
► 400m	20	Quincy PENN	FR	51.91	3/30/24	3	0.45	3.45
► 4x100	27	Rasunek Tyler-Thompson, Shawnakay Peart, Nauti'ka Robinson, Jaqual Bush		44.22	5/4/24	0.85	0.09	0.94
ALABAMA STATE TFRI Team Total								5.06

**108** **Dayton**  
Atlantic 10

**unch**  
LW: 108

Event	NQR	Athlete	Yr	Season Qual. Best	Date	Pl. Pts.	Bonus	TOTAL	
Scored bests come from CURRENT qualifying season									
► LJ	42	Kendall JOHNSON	FR	6.32mw	20-9 (2.6)	3/29/24	0.2	0.00	0.20
► JAV	18	Casey BOQUES	JR	53.19m	174-6	4/13/24	4	0.51	4.51
DAYTON TFRI Team Total									4.71

**109** **Liberty**  
Conference USA

 **4**  
LW: 113

Event	NQR	Athlete	Yr	Season Qual. Best	Date	Pl. Pts.	Bonus	TOTAL
Scored bests come from CURRENT qualifying season								
▶ 100H	33	Indea CARTWRIGHT	JR	13.15 (0.4)	5/1/24	0.55	0.11	0.66
▶ Steeple	22	Calli DOAN	SR	10:03.90	4/13/24	2	0.31	2.31
▶ PV	38	Katie URBINE	FR	4.20m 13-9¼	3/30/24	0.3	0.00	0.30
▶ HT	29	Paola BUENO	SO	62.83m 206-2	3/30/24	0.75	0.00	0.75
▶ HT	50	Annika HANTHO	SR	60.75m 199-4	4/28/24	0.01	0.00	0.01
▶ HEPT	43	Patasha BRYAN	SO	5,217	4/13/24	0.175	0.00	0.18
LIBERTY TFRI Team Total								4.21

## 110 Long Beach State

**2**  
LW: 112

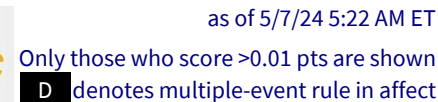
Event	NQR	Athlete	Yr	Season Qual. Best	Date	Pl. Pts.	Bonus	TOTAL
Scored bests come from CURRENT qualifying season								
▶ 100H	45	Rahni TURNER	JR	13.22 (0.1)	3/15/24	0.125	0.00	0.13
▶ JAV	19	Rori DENNESS-LAMONT	JR	53.18m 174-6	4/6/24	3.5	0.51	4.01
LONG BEACH STATE TFRI Team Total								4.13

**111** **Southern Miss**  
Sun Belt

▼ **1**  
LW: 110

Event	NQR	Athlete	Yr	Season Qual. Best	Date	Pl. Pts.	Bonus	TOTAL
<b>Scored bests come from CURRENT qualifying season</b>								
► 200m	35	Jada MCDOUGLE	SR	23.07w (2.8)	4/20/24	0.45	0.17	0.62
► 4x100	23	Trinity Flagler, Jada McDougale, Savi'a Varnell, Trinity Benson		44.03	4/20/24	1.5	0.29	1.79
► 4x400	29	Trinity Benson, Jada McDougale, Addison McLaurin, Savi'a Varnell		3:35.33	4/6/24	0.75	0.00	0.75
► TJ	29	Za'Isha FRASER	SR	13.01m 42-8¼ (0.3)	3/29/24	0.75	0.19	0.94
<b>SOUTHERN MISS TFRI Team Total</b>								<b>4.11</b>





112

UNLV

Mountain West

▼

5

LW: 107

113

UC Davis

Big West

▲ 2

LW: 115

114

Missouri

SEC

LW: 116

2

**115** **West Virginia**  **74**  
 Big 12 LW: 189

**116** **Bucknell** ▲ **2**  
Patriot LW: 118

117

North Dakota

Summit League

▼

3

LW: 114

118

DePaul

Big East

▼

9

LW: 109

**119** **UMES**  **8**  
MEAC LW: 111

Event	NQR	Athlete	Yr	Season Qual. Best	Date	Pl. Pts.	Bonus	TOTAL	
Scored bests come from CURRENT qualifying season									
► TJ	21	Faithlyn IRVING	JR	13.08m	42-11 (0.0)	3/22/24	2.5	0.34	2.84
UMES TFRI Team Total									2.84





Only those who score  $>0.01$  pts are shown

**D** denotes multiple-event rule in affect

**WOMEN — 2024 Week #7, May 7**

**120** **New Mexico State**  
Conference USA

▼ **1**  
LW: 119

**NEW MEXICO STATE TFRI Team Total** 2.70

**121** **Florida A&M**  
SWAC

**26**  
LW: 147

**FLORIDA A&M TFRI Team Total** **2.65**

**122** **Arizona State**  
Pac-12

**1**  
LW: 121

**ARIZONA STATE TFRI Team Total 2.49**

**123** **Maine**  
America East

**5**  
LW: 128

**MAINE TFRI Team Total 2.27**

**124** **Jackson State**  
SWAC

▼ **2**  
LW: 122

**JACKSON STATE TFR1 Team Total 2.25**





# USTFCCA NCAA Division I Outdoor Track & Field National TFRI Team Summary



as of 5/7/24 5:22 AM ET

Only those who score >0.01 pts are shown  
D denotes multiple-event rule in affect

## WOMEN — 2024 Week #7, May 7

### 125 Howard MEAC

▼ 1  
LW: 124

Event	NQR	Athlete	Yr	Season Qual. Best	Date	Pl. Pts.	Bonus	TOTAL
Scored bests come from CURRENT qualifying season								
▶ 100m	24	Kailei COLLINS	SR	11.23w (3.0)	3/30/24	1	0.28	1.28
▶ 400H	48	Simone WATKINS	SR	58.35	4/27/24	0.05	0.00	0.05
▶ 4x100	28	Ai'yana Gray-Williams, Mackenzie Robinson, Kailei Collins, Tiffani Rae Pittman		44.26	3/16/24	0.8	0.05	0.85

HOWARD TFRI Team Total 2.18

### 126 McNeese State Southland

▼ 6  
LW: 120

Event	NQR	Athlete	Yr	Season Qual. Best	Date	Pl. Pts.	Bonus	TOTAL
Scored bests come from CURRENT qualifying season								
▶ HJ	23	Sakari FAMOUS	SR	1.80m 5-10½	3/16/24	1.5	0.20	1.70
▶ TJ	48	Morgan TALLEY	SR	12.86mw 42-2¼ (2.5)	4/27/24	0.05	0.00	0.05
▶ JAV	38	Blanche BEARD	SR	50.12m 164-5	3/30/24	0.3	0.00	0.30
▶ HEPT	47	Morgan TALLEY	SR	5,187	3/30/24	0.075	0.00	0.08

MCNEESE STATE TFRI Team Total 2.13

### 127 Utah Pac-12

▼ 2  
LW: 125

Event	NQR	Athlete	Yr	Season Qual. Best	Date	Pl. Pts.	Bonus	TOTAL
Scored bests come from CURRENT qualifying season								
▶ 400m	32	Josefine ERIKSEN	SR	52.36	4/20/24	0.6	0.18	0.78
▶ 400H	44	Harley DANIEL	SO	58.21	3/23/24	0.15	0.00	0.15
▶ 800m	37	Josefine ERIKSEN	SR	2:03.69	4/20/24	0.35	0.17	0.52
▶ 800m	44	Brooke MANSON	SR	2:04.05	4/13/24	0.15	0.07	0.22
▶ 4x400	38	Ally Gomm, Harley Daniel, Bailey Kealamakia, Josefine Eriksen		3:36.44	3/30/24	0.3	0.00	0.30

UTAH TFRI Team Total 1.96

### 128 Cincinnati Big 12

▼ 2  
LW: 126

Event	NQR	Athlete	Yr	Season Qual. Best	Date	Pl. Pts.	Bonus	TOTAL
Scored bests come from CURRENT qualifying season								
▶ HJ	33	Spirit MORGAN	SO	1.79m 5-10½	3/16/24	0.55	0.09	0.64
▶ PV	45	Abby KNOUFF	JR	4.18m 13-8½	4/27/24	0.125	0.00	0.13
▶ HEPT	24	Juliette LARACUENTE- HUEBNER	FR	5,373	4/6/24	1	0.14	1.14

CINCINNATI TFRI Team Total 1.90

### 129 Western Michigan Mid-American

▼ 6  
LW: 123

Event	NQR	Athlete	Yr	Season Qual. Best	Date	Pl. Pts.	Bonus	TOTAL
Scored bests come from CURRENT qualifying season								
▶ Steeple	23	Kayla SCHIERA	SR	10:03.93	3/30/24	1.5	0.31	1.81

WESTERN MICHIGAN TFRI Team Total 1.81

### 130 Kent State Mid-American

▼ 1  
LW: 129

Event	NQR	Athlete	Yr	Season Qual. Best	Date	Pl. Pts.	Bonus	TOTAL
Scored bests come from CURRENT qualifying season								
▶ DISC	23	Gabrielle BAILEY	SR	57.07m 187-3	3/30/24	1.5	0.20	1.70

KENT STATE TFRI Team Total 1.70

### 131 Lamar Southland

▼ 4  
LW: 127

Event	NQR	Athlete	Yr	Season Qual. Best	Date	Pl. Pts.	Bonus	TOTAL
Scored bests come from CURRENT qualifying season								
▶ 100m	37	Brianna HOWARD	JR	11.30w (2.9)	3/30/24	0.35	0.11	0.46
▶ 400H	26	Chloe RODRIGUEZ	JR	57.40	4/6/24	0.9	0.28	1.18

LAMAR TFRI Team Total 1.64





Only those who score  $>0.01$  pts are shown

**D** denotes multiple-event rule in affect

**WOMEN — 2024 Week #7, May 7**

**132 Milwaukee**  
Horizon

▼ **1**  
LW: 131

Event	NQR	Athlete	Yr	Season Qual. Best	Date	Pl. Pts.	Bonus	TOTAL
Scored bests come from CURRENT qualifying season								
▶ 100H	32	Natalie BLOCK	SR	13.14w (2.4)	4/27/24	0.6	0.14	0.74
▶ 400H	31	Natalie BLOCK	SR	57.51	5/5/24	0.65	0.22	0.87
MILWAUKEE TFRI Team Total								1.61

**133** **Elon**  
CAA

**3**  
LW: 130

Event	NQR	Athlete	Yr	Season Qual. Best	Date	Pl. Pts.	Bonus	TOTAL
Scored bests come from CURRENT qualifying season								
► Steeple	38	Hannah MILLER	SR	10:11.96	4/27/24	0.3	0.00	0.30
► 5000m	26	Jette BEERMANN	JR	15:42.30	4/27/24	0.9	0.32	1.22
ELON TFRI Team Total								1.52

**134** Hawai'i  
Big West

▼ 2  
LW: 132

Event	NQR	Athlete	Yr	Season Qual. Best	Date	Pl. Pts.	Bonus	TOTAL
Scored bests come from CURRENT qualifying season								
► DISC	29	Hallee MOHR	SR	56.25m 184-7	4/27/24	0.75	0.00	0.75
► HEPT	33	Samantha GORDON	JR	5,295	4/13/24	0.55	0.00	0.55
HAWAII TFR1 Team Total								1.30

**135** **Northwestern**  
Independent

▼ **1**  
LW: 134

Event	NOR	Athlete	Yr	Season Qual. Best	Date	Pl. Pts.	Bonus	TOTAL
<b>Scored bests come from CURRENT qualifying season</b>								
► 5000m	27	Ava EARL	JR	15:42.72	4/27/24	0.85	0.30	1.15
<b>NORTHWESTERN TFRI Team Total</b>								<b>1.15</b>

**136** **Grand Canyon**  
WAC

**1**  
LW: 137

Event	NQR	Athlete	Yr	Season Qual. Best	Date	Pl. Pts.	Bonus	TOTAL
Scored bests come from CURRENT qualifying season								
► 800m	48	Joanna ARCHER	SR	2:04.17	4/27/24	0.05	0.03	0.08
► HT	45	Hannah BLOOD	JR	61.22m 200-10	3/16/24	0.125	0.00	0.13
► HEPT	28	Summer GRUBBS	SR	5,344	4/6/24	0.8	0.06	0.86
GRAND CANYON TFRI Team Total								1.07

## 137 North Carolina A&T

▼ 2  
LW: 135

Event	NOR	Athlete	Yr	Season Qual. Best	Date	Pl. Pts.	Bonus	TOTAL	
Scored bests come from CURRENT qualifying season									
► 100H	27	Lucheyona WEAVER	JR	13.11	(1.8)	4/6/24	0.85	0.22	1.07
NORTH CAROLINA A&T TFRI Team Total									1.07

**138** **UC Irvine**  
Big West

▼ 5  
LW: 133

Event	NQR	Athlete	Yr	Season Qual. Best	Date	Pl. Pts.	Bonus	TOTAL
Scored bests come from CURRENT qualifying season								
► 10,000m	31	Sameen ANDAR	JR	33:07.48	4/13/24	0.65	0.17	0.82
► HEPT	44	Jolie ROBINSON	JR	5,213	3/23/24	0.15	0.00	0.15
UC IRVINE TFRI Team Total								0.97

## 139 Southeast Missouri OVC

▲ 8  
LW: 147

Event	NOR	Athlete	Yr	Season Qual. Best	Date	Pl. Pts.	Bonus	TOTAL
Scored bests come from CURRENT qualifying season								
► HJ	33	Brianna DIXON	FR	1.79m	5-10½	4/27/24	0.55	0.09
► PV	38	Clara BILLING	SO	4.20m	13-9¼	5/3/24	0.3	0.00
SOUTHEAST MISSOURI TFRI Team Total								0.94





Only those who score  $>0.01$  pts are shown

**D** denotes multiple-event rule in affect

## WOMEN — 2024 Week #7, May 7

## 140 North Florida

**2**  
LW: 138

**Scored bests come from CURRENT qualifying season**

**NORTH FLORIDA TFR1 Team Total 0.93**

**141** **Maryland**  
Big Ten

**2**  
LW: 143

**Scored bests come from CURRENT qualifying season**

**MARYLAND TFERI Team Total 0.90**

**142** **Murray State**  
Missouri Valley

**2**  
LW: 140

**Scored bests come from CURRENT qualifying season**

Jentsch, Simone Joseph, Kayla Bell

▶ HEPT	50	Jenna PAULY	SR	5,174	3/30/24	0.01	0.00	0.01
--------	----	-------------	----	-------	---------	------	------	------

**MURRAY STATE TFRI Team Total** 0.85

**143** **Boston University**  
Patriot

▼ 7  
LW: 136

**Scored bests come from CURRENT qualifying season**

► TJ	44	Peace OMONZANE	FR	12.89mw	42-3½ (2.1)	4/5/24	0.15	0.00	0.15
------	----	----------------	----	---------	-------------	--------	------	------	------

**BOSTON UNIVERSITY TFR1 Team Total** 0.85

**144** East Carolina  
American

**3**  
LW: 141

**Scored bests come from CURRENT qualifying season**

▶ 100H	36	Sydni MCMILLAN	SR	13.16	(1.1)	4/20/24	0.4	0.08	0.48
--------	----	----------------	----	-------	-------	---------	-----	------	------

<b>EAST CAROLINA TFRI Team Total</b>	<b>0.79</b>
--------------------------------------	-------------

**145** **Marshall**  
Sun Belt

▼ 3  
LW: 142

**Scored bests come from CURRENT qualifying season**

**MARSHALL TFR1 Team Total** 0.76

**146** **Albany**  
America East

▼ **1**  
LW: 145

**Scored bests come from CURRENT qualifying season**

**ALBANY TFERI Team Total** 0.75

**147** **Louisiana**  
Sun Belt

▼ **1**  
LW: 146

**Scored bests come from CURRENT qualifying season**

**LOUISIANA TFR1 Team Total** 0.69





Only those who score  $>0.01$  pts are shown

**D** denotes multiple-event rule in affect

**WOMEN — 2024 Week #7, May 7**

## 148 Arkansas State Sun Belt

**3**  
LW: 151

Event	NQR	Athlete	Yr	Season Qual. Best	Date	Pl. Pts.	Bonus	TOTAL	
Scored bests come from CURRENT qualifying season									
► SP	31	Selase SAMPRAM	JR	16.77m	55-¼	3/30/24	0.65	0.00	0.65
► SP	50	Michelle OGBEMUDIA	JR	16.26m	53-4¼	3/30/24	0.01	0.00	0.01
ARKANSAS STATE TFRI Team Total									0.66

**149** Jacksonville  
ASUN

▼ **10**  
LW: 139

Event	NQR	Athlete	Yr	Season Qual. Best	Date	Pl. Pts.	Bonus	TOTAL	
Scored bests come from CURRENT qualifying season									
► TJ	33	Ma'kala DAVIS	FR	12.97m	42-6¾ (0.8)	4/6/24	0.55	0.11	0.66
JACKSONVILLE TFR1 Team Total									0.66

**150** **La Salle**  
Atlantic 10

▼ 6  
LW: 144

Event	NQR	Athlete	Yr	Season Qual. Best	Date	Pl. Pts.	Bonus	TOTAL
<b>Scored bests come from CURRENT qualifying season</b>								
► 800m	35	Christine MANCINI	SR	2:03.56	4/20/24	0.45	0.20	0.65
<b>LA SALLE TFRI Team Total</b>								<b>0.65</b>

**151** **Brown**  
Ivy League

▼ 4  
LW: 147

Event	NQR	Athlete	Yr	Season Qual. Best	Date	Pl. Pts.	Bonus	TOTAL	
Scored bests come from CURRENT qualifying season									
► HJ	33	Rudecia BERNARD	JR	1.79m	5-10½	3/23/24	0.55	0.09	0.64
BROWN TFRI Team Total									0.64

## 151 Grambling State SWAC

▼ 4  
LW: 147

Event	NQR	Athlete	Yr	Season Qual. Best	Date	Pl. Pts.	Bonus	TOTAL	
Scored bests come from CURRENT qualifying season									
► HJ	33	Jamie RICHARDSON	SO	1.79m	5-10½	4/13/24	0.55	0.09	0.64
GRAMBLING STATE TFRI Team Total									0.64

**151** **Montana**  
Big Sky

LW:

Event	NQR	Athlete	Yr	Season Qual. Best	Date	Pl. Pts.	Bonus	TOTAL	
Scored bests come from CURRENT qualifying season									
► HJ	33	Erin WILDE	SO	1.79m	5-10½	5/4/24	0.55	0.09	0.64
MONTANA TFR1 Team Total									0.64

**154** **UMBC**  
America East

**2**  
LW: 152

Event	NQR	Athlete	Yr	Season Qual. Best	Date	Pl. Pts.	Bonus	TOTAL
<b>Scored bests come from CURRENT qualifying season</b>								
► SP	32	Ava ROBERTS	JR	16.74m	54-11¼	4/27/24	0.6	0.00
<b>UMBC TFRI Team Total</b>								<b>0.60</b>

**155** Navy  
Patriot

 **14**  
LW: 169

Event	NQR	Athlete	Yr	Season Qual. Best	Date	Pl. Pts.	Bonus	TOTAL
Scored bests come from CURRENT qualifying season								
► Steeple	35	Eleanor ABRAHAM	SR	10:10.03	5/4/24	0.45	0.03	0.48
► JAV	48	Renny MURPHY	JR	49.03m 160-11	5/4/24	0.05	0.00	0.05
NAVY TFR1 Team Total								0.53

**156** Jacksonville State  
Conference USA

**1**  
LW: 155

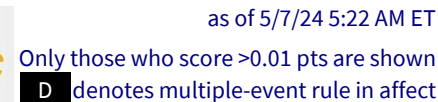
Event	NQR	Athlete	Yr	Season Qual. Best	Date	Pl. Pts.	Bonus	TOTAL
Scored bests come from CURRENT qualifying season								
► 100m	37	Elo Blessing OKPAH	FR	11.30w (2.5)	3/30/24	0.35	0.11	0.46
JACKSONVILLE STATE TFRI Team Total								0.46

**157** **Cal Poly**  
Big West

**1**  
LW: 156

Event	NQR	Athlete	Yr	Season Qual. Best	Date	Pl. Pts.	Bonus	TOTAL
Scored bests come from CURRENT qualifying season								
► PV	35	Lexi EVANS	SO	4.21m	13-9%	4/27/24	0.45	0.00
CAL POLY TFR1 Team Total								0.45





Only those who score  $>0.01$  pts are shown

**D** denotes multiple-event rule in affect

## WOMEN — 2024 Week #7, May 7

**158** **Drake**  
Missouri Valley

**1**  
LW: 159

Event	NQR	Athlete	Yr	Season Qual. Best	Date	Pl. Pts.	Bonus	TOTAL
<b>Scored bests come from CURRENT qualifying season</b>								
► HT	36	Centaine NOOM-DUCKWORTH	JR	62.21m	204-1	4/27/24	0.4	0.00
<b>DRAKE TFRI Team Total</b>								<b>0.40</b>

**158** **Purdue**  
Big Ten

**3**  
LW: 161

Event	NQR	Athlete	Yr	Season Qual. Best	Date	Pl. Pts.	Bonus	TOTAL
Scored bests come from CURRENT qualifying season								
► HEPT	36	Bryanna CRAIG	SO	5,285	4/6/24	0.4	0.00	0.40
PURDUE TFRI Team Total								0.40

**160** **San Francisco**  
Independent

▼ 6  
LW: 154

Event	NQR	Athlete	Yr	Season Qual. Best	Date	Pl. Pts.	Bonus	TOTAL
Scored bests come from CURRENT qualifying season								
▶ 400H	39	Olivia ALEXANDRE	SR	58.00	4/27/24	0.275	0.00	0.28
▶ 800m	47	Olivia ALEXANDRE	SR	2:04.16	4/13/24	0.075	0.04	0.11
SAN FRANCISCO TFR1 Team Total								0.39

**161** **Utah State**  
Mountain West

▼ 4  
LW: 157

Event	NQR	Athlete	Yr	Season Qual. Best	Date	Pl. Pts.	Bonus	TOTAL
<b>Scored bests come from CURRENT qualifying season</b>								
► Steeple	37	Shelby JENSEN	FR	10:11.58	3/30/24	0.35	0.00	0.35
<b>UTAH STATE TFRI Team Total</b>								<b>0.35</b>

162 Coastal Carolina  
Sun Belt

▼ 4  
LW: 158

Event	NQR	Athlete	Yr	Season Qual. Best	Date	Pl. Pts.	Bonus	TOTAL
<b>Scored bests come from CURRENT qualifying season</b>								
► 100H	39	Amanda KINLOCH	JR	13.18 (1.1)	4/20/24	0.275	0.03	0.31
<b>COASTAL CAROLINA TRI Team Total</b>								<b>0.31</b>

## 163 Eastern Michigan Mid-American

**2**  
LW: 165

Event	NQR	Athlete	Yr	Season Qual. Best	Date	Pl. Pts.	Bonus	TOTAL
Scored bests come from CURRENT qualifying season								
► HT	38	Miranda CADWELL	SR	62.01m	203-6	4/6/24	0.3	0.00
EASTERN MICHIGAN TFRI Team Total								0.30

**163** **Memphis**  
American

▼ 2  
LW: 161

Event	NQR	Athlete	Yr	Season Qual. Best	Date	Pl. Pts.	Bonus	TOTAL
<b>Scored bests come from CURRENT qualifying season</b>								
► PV	38	Arina RAZINA	FR	4.20m	13-9¼	4/20/24	0.3	0.00
<b>MEMPHIS TFRI Team Total</b>								<b>0.30</b>

**165** **Cornell**  
Ivy League

**24**  
LW: 189

Event	NQR	Athlete	Yr	Season Qual. Best	Date	Pl. Pts.	Bonus	TOTAL
<b>Scored bests come from CURRENT qualifying season</b>								
► 1500m	40	Augustine HAQUET	JR	4:14.47	5/5/24	0.25	0.04	0.29
<b>CORNELL TFRI Team Total</b>								<b>0.29</b>

**166** **Belmont**  
Missouri Valley

**3**  
LW: 169

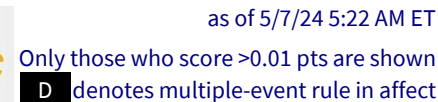
Event	NQR	Athlete	Yr	Season Qual. Best	Date	Pl. Pts.	Bonus	TOTAL
Scored bests come from CURRENT qualifying season								
► SP	40	Logan GRAY	JR	16.42m	53-10½	4/27/24	0.25	0.00
BELMONT TFRI Team Total								0.25

## 166 Eastern Kentucky ASUN

▼ 5  
LW: 161

Event	NOR	Athlete	Yr	Season Qual. Best	Date	Pl. Pts.	Bonus	TOTAL
<b>Scored bests come from CURRENT qualifying season</b>								
► Steeple	40	Khadija ENNASRI	FR	10:12.45	4/13/24	0.25	0.00	0.25
<b>EASTERN KENTUCKY TFRI Team Total</b>								<b>0.25</b>





## WOMEN — 2024 Week #7, May 7

**168** **UT Arlington**  
WAC

**unch**  
LW: 168

Event	NQR	Athlete	Yr	Season Qual. Best	Date	Pl. Pts.	Bonus	TOTAL
Scored bests come from CURRENT qualifying season								
▶ 100m	48	Madison PIPPINS	JR	11.32w (2.5)	3/30/24	0.05	0.06	0.11
▶ HEPT	45	Jade BONTKE	SR	5,209	4/13/24	0.125	0.00	0.13
UT ARRLINGTON TFRI Team Total								0.23

## 169 Illinois State Missouri Valley

**4**  
LW: 165

Event	NQR	Athlete	Yr	Season Qual. Best	Date	Pl. Pts.	Bonus	TOTAL
<b>Scored bests come from CURRENT qualifying season</b>								
► Steeple	41	Mattison PLUMMER	JR	10:12.83	4/27/24	0.225	0.00	0.23
<b>ILLINOIS STATE TFR1 Team Total</b>								<b>0.23</b>

**170** Georgia State  
Sun Belt

**▼ 1**  
LW: 169

Event	NQR	Athlete	Yr	Season Qual. Best	Date	Pl. Pts.	Bonus	TOTAL
Scored bests come from CURRENT qualifying season								
► 4x100	42	Maleah Heard, Camarii Tellis, Jada McBean, Blake Blakemore	44.63		3/30/24	0.2	0.00	0.20
GEORGIA STATE TFRI Team Total								0.20

170

Nevada

Mountain West

**6**  
LW: 164

Event	NQR	Athlete	Yr	Season Qual. Best	Date	Pl. Pts.	Bonus	TOTAL
<b>Scored bests come from CURRENT qualifying season</b>								
► TJ	42	Rayven NEALEY	SR	12.91mw	42-4¼ (2.3)	4/26/24	0.2	0.00
<b>NEVADA TFR1 Team Total</b>								<b>0.20</b>

**170** **SMU**  
American

**3**  
LW: 173

Event	NQR	Athlete	Yr	Season Qual. Best	Date	Pl. Pts.	Bonus	TOTAL
<b>Scored bests come from CURRENT qualifying season</b>								
► HEPT	42	Gabriella AYITEYFIO	JR	5,226	4/13/24	0.2	0.00	0.20
<b>SMU TFRI Team Total</b>								<b>0.20</b>

## 173 Eastern Washington

### Big Sky

▼ **13**  
LW: 160

Event	NQR	Athlete	Yr	Season Qual. Best	Date	Pl. Pts.	Bonus	TOTAL
Scored bests come from CURRENT qualifying season								
► LJ	49	Kimberly SMITH	SO	6.27m 20-7 (1.0)	3/16/24	0.025	0.00	0.03
► TJ	43	Caitlin SIMMONS	JR	12.90mw 42-4 (2.3)	4/12/24	0.175	0.00	0.18
EASTERN WASHINGTON TFRI Team Total								0.20

## 174 Middle Tennessee Conference USA

▼ 7  
LW: 167

Event	NQR	Athlete	Yr	Season Qual. Best	Date	Pl. Pts.	Bonus	TOTAL
<b>Scored bests come from CURRENT qualifying season</b>								
► 10,000m	43	Odilia JEPCHUMBA	FR	33:16.76	3/30/24	0.175	0.02	0.19
<b>MIDDLE TENNESSEE TFRI Team Total</b>								<b>0.19</b>

**175** **Hampton**  
CAA

**1**  
LW: 176

Event	NQR	Athlete	Yr	Season Qual. Best	Date	Pl. Pts.	Bonus	TOTAL
Scored bests come from CURRENT qualifying season								
► 4x400	43	Jordan Mozie, Kayla Spencer, Madison Greene, Dejah Grant		3:37.53	4/27/24	0.175	0.00	0.18
HAMPTON TFRI Team Total								0.18

**175** **Louisiana Tech**  
Conference USA

▼ 3  
LW: 172

Event	NQR	Athlete	Yr	Season Qual. Best	Date	Pl. Pts.	Bonus	TOTAL
<b>Scored bests come from CURRENT qualifying season</b>								
► 100H	43	Tonie-Ann FORBES	FR	13.21w (2.2)	3/23/24	0.175	0.00	0.18
<b>LOUISIANA TECH TFRI Team Total</b>								<b>0.18</b>

**175** **Manhattan**  
Metro Atlantic

**1**  
LW: 176

Event	NQR	Athlete	Yr	Season Qual. Best	Date	Pl. Pts.	Bonus	TOTAL
Scored bests come from CURRENT qualifying season								
► HT	43	Kristin STICKDORN	SR	61.50m 201-9	4/13/24	0.175	0.00	0.18
MANHATTAN TFRI Team Total								0.18





Only those who score  $>0.01$  pts are shown

**D** denotes multiple-event rule in affect

**WOMEN — 2024 Week #7, May 7**

**178** **Idaho**  
Big Sky

▼ 5  
LW: 173

**Scored bests come from CURRENT qualifying season**

**IDAHO TFR/ Team Total 0.15**

**178** **Towson**  
CAA

▼ 5  
LW: 173

**Scored bests come from CURRENT qualifying season**

**TOWSON TFERI Team Total 0.15**

**178** **UC Santa Barbara**  
Big West

**1**  
LW: 179

**Scored bests come from CURRENT qualifying season**

**UC SANTA BARBARA TFR/ Team Total 0.15**

**181** **Dartmouth**  
Ivy League

LW:

**Scored bests come from CURRENT qualifying season**

**DARTMOUTH TFERI Team Total 0.13**

**182** **Lehigh**  
Patriot

LW:

**Scored bests come from CURRENT qualifying season**

**LEHIGH TFRI Team Total 0.10**

**183** **Abilene Christian**  
WAC

**2**  
LW: 181

**Scored bests come from CURRENT qualifying season**

**ABILENE CHRISTIAN TRI Team Total** 0.08

## 183 Southern Utah WAC

**▼ 1**  
LW: 182

**Scored bests come from CURRENT qualifying season**

**SOUTHERN UTAH TFR1 Team Total** 0.08

## 183 Western Carolina SoCon

**3**  
LW: 180

**Scored bests come from CURRENT qualifying season**

**WESTERN CAROLINA TFR Team Total** 0.08

**186** **Air Force**  
Mountain West

**1**  
LW: 187

**Scored bests come from CURRENT qualifying season**

**AIR FORCE TFR1 Team Total** 0.03

**186** **Montana State**  
Big Sky

**8**  
LW: 178

**Scored bests come from CURRENT qualifying season**

**MONTANA STATE TFR1 Team Total** 0.03





USTFCCCA NCAA Division I Outdoor Track & Field

# National TFRI Team Summary



as of 5/7/24 5:22 AM ET

Only those who score >0.01 pts are shown  
D denotes multiple-event rule in affect

## WOMEN — 2024 Week #7, May 7

### 186 UMass Lowell America East

▼ 2  
LW: 184

Event	NQR	Athlete	Yr	Season Qual. Best	Date	Pl. Pts.	Bonus	TOTAL
-------	-----	---------	----	-------------------	------	----------	-------	-------

Scored bests come from CURRENT qualifying season

▶ 10,000m	49	Kenzie DOYLE	JR	33:21.23	4/13/24	0.025	0.00	0.03
-----------	----	--------------	----	----------	---------	-------	------	------

UMASS LOWELL TFRI Team Total 0.03

### 189 Alabama A&M SWAC

▼ 5  
LW: 184

Event	NQR	Athlete	Yr	Season Qual. Best	Date	Pl. Pts.	Bonus	TOTAL
-------	-----	---------	----	-------------------	------	----------	-------	-------

Scored bests come from CURRENT qualifying season

▶ 100H	50	Ana-Liese TORIAN	FR	13.25w (4.0)	4/27/24	0.01	0.00	0.01
--------	----	------------------	----	--------------	---------	------	------	------

ALABAMA A&M TFRI Team Total 0.01

### 189 High Point Big South

▼ 2  
LW: 187

Event	NQR	Athlete	Yr	Season Qual. Best	Date	Pl. Pts.	Bonus	TOTAL
-------	-----	---------	----	-------------------	------	----------	-------	-------

Scored bests come from CURRENT qualifying season

▶ 400H	50	Lindsay COOPER	SR	58.41	4/19/24	0.01	0.00	0.01
--------	----	----------------	----	-------	---------	------	------	------

HIGH POINT TFRI Team Total 0.01