

1

Washington (Mo.)

UAA

unch

LW: 1

1

Washington (Mo.)

UAA

unch

LW: 1

WASHINGTON (MO.) TFRI Team Total 399.62

2

Wartburg
American Rivers

4

LW: 6

Event	NQR	Athlete	Yr	Season Qual. Best	Date	Pl. Pts.	Bonus	TOTAL
Scored bests come from CURRENT qualifying season								
▶ 100m	41	Lina NEWLAND	SO	12.22 (1.7)	4/13/24	0.225	0.03	0.26
▶ 100H	6	JoJo TYNISMAA	SO	14.11w (2.3)	4/13/24	20	1.74	21.74
▶ 100H	33	Grace BRADEN	FR	14.83w (2.3)	4/13/24	0.55	0.00	0.55
▶ 200m	19	JoJo TYNISMAA	SO	24.86 (1.1)	4/13/24	D 2	0.56	2.56
▶ 400H	5	JoJo TYNISMAA	SO	1:01.93	4/6/24	22	1.84	23.84
▶ 800m	32	Haley MEYER	SO	2:14.56	3/23/24	0.6	0.01	0.61
▶ 1500m	30	Aubrie FISHER	SR	4:35.49	4/6/24	0.7	0.21	0.91
▶ Steeple	2	Aubrie FISHER	SR	10:24.28	3/29/24	28	3.32	31.32
▶ Steeple	4	Ellie MEYER	JR	10:33.30	3/29/24	24	2.34	26.34
▶ 5000m	1	Aubrie FISHER	SR	16:28.70	4/13/24	30	2.78	32.78
▶ 5000m	3	Shaelyn HOSTAGER	JR	16:32.19	4/13/24	26	2.37	28.37
▶ 5000m	22	Ellie MEYER	JR	16:59.90	4/13/24	2	0.45	2.45
▶ 10,000m	5	Shaelyn HOSTAGER	JR	34:39.24	3/29/24	22	1.92	23.92
▶ 4x100	20	#Type!		47.87	4/13/24	3	0.32	3.32
▶ 4x400	19	Rachel Nagel, Sophia Stahle, JoJo Tynismaa, Olivia Tollari		3:56.33	3/23/24	3.5	0.38	3.88
▶ HJ	39	Samantha NIELSEN	SO	1.60m 5-3	4/13/24	0.275	0.00	0.28
▶ LJ	24	Shaniah JOHNSON	SR	5.56m 18-3 (0.0)	4/13/24	1	0.25	1.25
▶ TJ	26	Shaniah JOHNSON	SR	11.60m 38-¾ (0.9)	4/13/24	0.9	0.11	1.01
▶ SP	17	Lily MEESTER	SR	13.34m 43-9¼	4/13/24	4.5	0.40	4.90
▶ SP	37	Kristen REICKS	SR	12.88m 42-3¼	4/13/24	0.35	0.00	0.35
▶ SP	37	Haley BEMINIO	SR	12.88m 42-3¼	4/13/24	0.35	0.00	0.35
▶ DISC	34	Lily MEESTER	SR	41.81m 137-2	4/13/24	0.5	0.00	0.50
▶ HT	1	Emma TRUE	JR	58.58m 192-2	4/6/24	30	4.83	34.83
▶ HT	47	Grace MCCARTAN	SR	48.21m 158-2	4/6/24	0.075	0.00	0.08
WARTBURG TFRI Team Total								246.39



USTFCCA NCAA Division III Outdoor Track & Field

National TFRI Team Summary



as of 4/16/24 11:18 AM ET

Only those who score >0.01 pts are shown
D denotes multiple-event rule in affect

WOMEN — 2024 Week #4, April 16

3

Loras

American Rivers



1

LW: 4

Event	NQR	Athlete	Yr	Season Qual. Best	Date	Pl. Pts.	Bonus	TOTAL
Scored bests come from CURRENT qualifying season								
▶ 100m	9	Emma SEIPEL	JR	11.98c (11.95A) (1.6)	4/6/24	14	1.01	15.01
▶ 100m	34	Harmony CREASY	JR	12.19c (12.16A) (1.6)	4/6/24	0.5	0.12	0.62
▶ 200m	35	Emma SEIPEL	JR	25.16 (-0.2)	4/13/24	0.45	0.08	0.53
▶ 400m	37	Alyssa PFADENHAUER	SR	57.73c (57.62A)	4/6/24	0.35	0.15	0.50
▶ 4x100	3	Harmony Creasy, Kelly Kohlhof, Meghan McDonald, Emma Seipel		46.91c (46.79A)	4/6/24	26	2.79	28.79
▶ 4x400	4	Grace Alley, Harmony Creasy, Layla Hughes, Alyssa Pfadenhauer		3:51.46	4/13/24	24	2.30	26.30
▶ HJ	1	Sara HOSKINS	SR	1.71m 5-7¼	4/13/24	30	2.71	32.71
▶ HJ	12	Grace ALLEY	SR	1.66m 5-5¼	4/6/24	D 2	0.86	2.86
▶ HJ	39	Julia KLEIN	SO	1.60m 5-3	4/6/24	0.275	0.00	0.28
▶ LJ	1	Emma SEIPEL	JR	6.11m 20-½ (2.3)	4/6/24	30	6.51	36.51
▶ LJ	3	Harmony CREASY	JR	5.81m 19-¾ (2.0)	4/6/24	26	2.49	28.49
▶ TJ	7	Grace ALLEY	SR	12.17m 39-11¼ (0.0)	4/13/24	18	1.31	19.31
▶ TJ	14	Harmony CREASY	JR	11.96m 39-3 (0.8)	4/13/24	7	0.73	7.73
▶ TJ	39	Emma SEIPEL	JR	11.37m 37-3¾ (1.2)	4/12/24	0.275	0.00	0.28
▶ TJ	41	Julia KLEIN	SO	11.33m 37-2¼ (1.1)	4/12/24	0.225	0.00	0.23
▶ SP	48	Riley VICE	JR	12.70m 41-8	4/13/24	0.05	0.00	0.05
▶ DISC	19	Riley VICE	JR	43.41m 142-5	4/6/24	3.5	0.38	3.88
▶ DISC	22	Taylor FLAIG	SR	43.01m 141-2	4/6/24	2	0.24	2.24
▶ HT	17	Taylor FLAIG	SR	51.59m 169-3	4/6/24	4.5	0.45	4.95
▶ HT	40	Caitlyn COX	SO	48.65m 159-8	4/6/24	0.25	0.00	0.25
▶ HEPT	1	Grace ALLEY	SR	5,233c (5233.00A)	4/6/24	30	4.22	34.22

LORAS TFRI Team Total 245.75

4

UW-La Crosse

WIAC



4

LW: 8

Event	NQR	Athlete	Yr	Season Qual. Best	Date	Pl. Pts.	Bonus	TOTAL
Scored bests come from CURRENT qualifying season								
▶ 100m	2	Lauren JARRETT	SO	11.80 (-0.4)	4/13/24	28	2.41	30.41
▶ 100m	17	Makenna ZAK	SO	12.02w (3.0)	4/6/24	4.5	0.78	5.28
▶ 100m	29	Anika REILAND	FR	12.15 (0.9)	4/6/24	0.75	0.23	0.98
▶ 100H	42	Brie ECKERMAN	FR	14.96 (1.9)	4/6/24	0.2	0.00	0.20
▶ 100H	48	Hannah HOLM	JR	15.04 (-1.1)	4/13/24	0.05	0.00	0.05
▶ 200m	21	Anika REILAND	FR	24.87 (-0.2)	4/13/24	2.5	0.55	3.05
▶ 400m	30	Amber JOHNSON	SR	57.61	4/13/24	0.7	0.21	0.91
▶ 400H	38	Gretchen MCNEAL	SO	1:05.22	4/13/24	0.3	0.04	0.34
▶ 800m	36	Greta KOEHLER	SR	2:14.84	4/13/24	0.4	0.00	0.40
▶ 1500m	32	Maddie HANNAN	SR	4:35.86	4/6/24	0.6	0.17	0.77
▶ Steeple	8	Katelyn CHADWICK	JR	10:46.17	3/29/24	16	1.29	17.29
▶ 5000m	39	Katelyn CHADWICK	JR	17:15.36	4/13/24	0.275	0.00	0.28
▶ 10,000m	21	Madelynn MCINTYRE	JR	35:54.30	3/29/24	2.5	0.40	2.90
▶ 10,000m	37	Brooklyn LUEBKE	FR	36:54.68	3/29/24	0.35	0.00	0.35
▶ 4x100	7	Makenna Zak, Anika Reiland, Taylor Molling, Katie McGlothlen		47.36	4/13/24	18	1.38	19.38
▶ 4x400	14	Taylor Molling, Anika Reiland, Katie McGlothlen, Gretchen McNeal		3:55.85	4/13/24	7	0.48	7.48
▶ HJ	7	Ainsley HANSEN	SO	1.68m 5-6	4/6/24	18	1.42	19.42
▶ HJ	39	Macie TODD	JR	1.60m 5-3	4/13/24	0.275	0.00	0.28
▶ PV	11	Maddy HABBERSTAD	FR	3.75m 12-3½	4/6/24	10	0.90	10.90
▶ PV	25	Emily SHAFRON	SO	3.63m 11-10¾	4/13/24	0.95	0.16	1.11
▶ PV	45	Araceli DE LEO LOPEZ	SO	3.48m 11-5	4/13/24	0.125	0.00	0.13
▶ PV	45	Marisa HARVEY	FR	3.48m 11-5	4/13/24	0.125	0.00	0.13
▶ LJ	2	Maya EVANS	SO	5.87m 19-3¼ (0.6)	4/13/24	28	3.29	31.29
▶ LJ	44	Ava FOLEY	SO	5.42m 17-9½ (2.0)	4/6/24	0.15	0.00	0.15
▶ TJ	9	Samantha BARRETT	JR	12.14m 39-10 (0.1)	4/12/24	14	1.21	15.21
▶ TJ	29	Mackenzey KRONBERG	SO	11.56m 37-11¼ (2.0)	4/12/24	0.75	0.05	0.80
▶ TJ	38	Miah KELLER	SR	11.39m 37-4½ (0.0)	4/6/24	0.3	0.00	0.30
▶ SP	12	Izzy CARROLL	JR	13.56m 44-6	3/29/24	9	0.66	9.66
▶ SP	27	Madilyn VANDER SANDEN	FR	13.08m 42-11	4/13/24	0.85	0.10	0.95
▶ DISC	18	Izzy CARROLL	JR	43.44m 142-6	4/13/24	D 2	0.40	2.40
▶ HT	11	Izzy CARROLL	JR	53.13m 174-4	4/6/24	10	0.96	10.96
▶ JAV	5	Gabby JOHNSON	JR	41.73m 136-11	3/29/24	22	1.64	23.64

UW-LA CROSSE TFRI Team Total 217.37



National TFRI Team Summary



WOMEN — 2024 Week #4, April 16

5

Chicago
UAA

3

LW: 2

Event	NQR	Athlete	Yr	Season Qual. Best	Date	Pl. Pts.	Bonus	TOTAL
Scored bests come from CURRENT qualifying season								
▶ 100m	22	Gabri MESCHINO	SR	12.11 (1.6)	3/30/24	2	0.35	2.35
▶ 100H	8	Ren BROWN	JR	14.20 (1.5)	4/13/24	16	1.40	17.40
▶ 400H	1	Ren BROWN	JR	1:00.05	4/13/24	30	3.82	33.82
▶ 400H	35	Rebecca STEWART	SR	1:05.09	4/13/24	0.45	0.09	0.54
▶ 800m	14	Maddie KELLY	SR	2:12.11	4/6/24	7	0.78	7.78
▶ 800m	31	Elisabeth CAMIC	JR	2:14.43	4/6/24	0.65	0.04	0.69
▶ 1500m	13	Maddie KELLY	SR	4:32.15	3/29/24	8	0.79	8.79
▶ 1500m	15	Elisabeth CAMIC	JR	4:33.10	4/13/24	6	0.58	6.58
▶ 1500m	27	Evelyn BATTLESON-GUNKEL	SR	4:35.20	4/6/24	0.85	0.24	1.09
▶ Steeple	17	Caitlin JORGENSEN	SR	10:54.68	3/29/24	4.5	0.77	5.27
▶ 5000m	5	Evelyn BATTLESON-GUNKEL	SR	16:33.65	4/13/24	22	2.20	24.20
▶ 5000m	11	Caitlin JORGENSEN	SR	16:49.77	4/13/24	10	0.83	10.83
▶ 5000m	13	Estelle SNIDER	FR	16:51.14	4/13/24	8	0.78	8.78
▶ 5000m	14	Sophie TEDESCO	JR	16:51.91	4/13/24	7	0.75	7.75
▶ 10,000m	4	Evelyn BATTLESON-GUNKEL	SR	34:25.29	3/29/24	24	2.29	26.29
▶ 10,000m	11	Sophie TEDESCO	JR	35:16.72	3/29/24	10	1.01	11.01
▶ 10,000m	13	Estelle SNIDER	FR	35:25.49	3/29/24	8	0.81	8.81
▶ 4x100	44	Maddie Lyons, Gabri Meschino, Camila Garanton, Arielle Troadec		48.71	4/13/24	0.15	0.00	0.15
▶ 4x400	16	Ava Hagwell, Onese Ewherido, Maddie Kelly, Ren Brown		3:56.25	4/13/24	5	0.39	5.39
▶ PV	32	Susannah TRUITT	SR	3.55m 11-7¾	4/13/24	0.6	0.00	0.60
▶ LJ	15	Marina SEMPLE	SO	5.60m 18-4½ (1.6)	4/5/24	6	0.44	6.44
▶ TJ	45	Rebecca STEWART	SR	11.26m 36-11½ (-0.6)	4/6/24	0.125	0.00	0.13
▶ SP	8	Molly LAUMAKIS	SR	13.80m 45-3½	3/29/24	16	1.10	17.10
▶ DISC	38	Molly LAUMAKIS	SR	41.56m 136-4	3/29/24	0.3	0.00	0.30
▶ HT	22	Molly LAUMAKIS	SR	50.90m 167-0	4/6/24	2	0.24	2.24

CHICAGO TFRI Team Total 214.33

6

MIT
NEWMAC

1

LW: 5

Event	NQR	Athlete	Yr	Season Qual. Best	Date	Pl. Pts.	Bonus	TOTAL
Scored bests come from CURRENT qualifying season								
▶ 200m	37	Marina MILLER	JR	25.19 (1.7)	4/7/24	0.35	0.03	0.38
▶ 400m	19	Marina MILLER	JR	57.29	3/30/24	3.5	0.38	3.88
▶ 400H	7	Paige COOKSEY	JR	1:02.62	4/13/24	18	1.29	19.29
▶ 800m	2	Julia HOWARTH	JR	2:08.08	4/13/24	28	3.49	31.49
▶ 1500m	39	Rujuta SANE	SO	4:37.43	4/13/24	0.275	0.00	0.28
▶ 1500m	47	Christina CROW	JR	4:39.79	4/13/24	0.075	0.00	0.08
▶ Steeple	20	Liv GIRAND	FR	10:59.61	4/13/24	3	0.60	3.60
▶ Steeple	31	Heather JENSEN	FR	11:18.25	4/13/24	0.65	0.00	0.65
▶ 4x400	2	Marina Miller, Paige Cooksey, Olivia Dias, Julia Howarth		3:46.69	3/30/24	28	4.80	32.80
▶ HJ	24	Tolu AKINBO	JR	1.62m 5-3¾	4/7/24	1	0.25	1.25
▶ PV	8	Hailey SURACE	SO	3.80m 12-5½	4/7/24	16	1.44	17.44
▶ PV	45	Katelyn HOWARD	SO	3.48m 11-5	4/13/24	0.125	0.00	0.13
▶ TJ	40	Nony OTU UGWU	SO	11.36m 37-3¼ (-2.0)	4/7/24	0.25	0.00	0.25
▶ SP	1	Alexis BOYKIN	JR	15.15m 49-8½	4/13/24	30	5.15	35.15
▶ SP	25	Emily BALL	JR	13.12m 43-½	4/7/24	0.95	0.14	1.09
▶ DISC	3	Alexis BOYKIN	JR	48.90m 160-5	4/7/24	D 2	3.98	5.98
▶ DISC	6	Emily BALL	JR	46.08m 151-2	4/13/24	20	1.90	21.90
▶ HT	2	Alexis BOYKIN	JR	57.23m 187-9	4/13/24	28	3.64	31.64
▶ HT	47	Emily BALL	JR	48.21m 158-2	4/7/24	0.075	0.00	0.08
▶ JAV	35	Elaine WANG	SO	38.62m 126-9	3/30/24	0.45	0.00	0.45
▶ JAV	49	Emily BALL	JR	37.55m 123-3	4/7/24	0.025	0.00	0.03

MIT TFRI Team Total 207.82



USTFCCA NCAA Division III Outdoor Track & Field

National TFRI Team Summary



as of 4/16/24 11:18 AM ET

Only those who score >0.01 pts are shown
D denotes multiple-event rule in affect

WOMEN — 2024 Week #4, April 16

7

Central (Iowa)
American Rivers

▲ 12
LW: 19

Event	NQR	Athlete	Yr	Season Qual. Best	Date	Pl. Pts.	Bonus	TOTAL
Scored bests come from CURRENT qualifying season								
▶ 100H	50	Olivia BOHLEN	SO	15.06w (2.4)	4/6/24	0.01	0.00	0.01
▶ 400H	45	Abby GRUVER	SR	1:05.32	3/28/24	0.125	0.00	0.13
▶ 800m	17	Peyton STEFFEN	SO	2:12.52	4/13/24	4.5	0.59	5.09
▶ 1500m	7	Megan JOHNSON	JR	4:31.06	4/13/24	D 2	1.04	3.04
▶ 1500m	9	Caroline MCMARTIN	SR	4:31.63	4/13/24	D 2	0.91	2.91
▶ 1500m	18	Peyton STEFFEN	SO	4:34.06	4/13/24	4	0.37	4.37
▶ Steeple	1	Megan JOHNSON	JR	10:19.79	4/13/24	30	3.82	33.82
▶ Steeple	3	Caroline MCMARTIN	SR	10:30.78	4/13/24	26	2.61	28.61
▶ Steeple	10	Addy PARROTT	JR	10:49.07	4/13/24	12	1.09	13.09
▶ 5000m	2	Caroline MCMARTIN	SR	16:29.11	3/29/24	28	2.73	30.73
▶ 10,000m	6	Megan JOHNSON	JR	35:00.33	3/29/24	20	1.40	21.40
▶ 4x100	27	Mary Gustason, Abbi Roerdink, Emily McMartin, Ava Parkins		48.26	3/28/24	0.85	0.00	0.85
▶ 4x400	8	Lizzy Van Utrecht, Ava Parkins, Emily McMartin, Abbi Roerdink		3:53.63	4/6/24	16	1.22	17.22

CENTRAL (IOWA) TFRI Team Total 161.28

8

Lynchburg
ODAC

▼ 5
LW: 3

Event	NQR	Athlete	Yr	Season Qual. Best	Date	Pl. Pts.	Bonus	TOTAL
Scored bests come from CURRENT qualifying season								
▶ 100m	32	Aniya SEWARD	SR	12.17w (3.0)	4/13/24	0.6	0.17	0.77
▶ 100H	1	Aniya SEWARD	SR	13.76w (2.1)	3/30/24	30	3.67	33.67
▶ 100H	10	Betsy MOHNKERN	SR	14.24 (1.2)	4/6/24	12	1.25	13.25
▶ 200m	13	Aniya SEWARD	SR	24.76w (3.9)	3/30/24	D 2	0.88	2.88
▶ 400H	12	Betsy MOHNKERN	SR	1:03.40	4/13/24	9	0.73	9.73
▶ 400H	37	Allison BOBST	SR	1:05.20	3/16/24	0.35	0.05	0.40
▶ 800m	43	Courtney DRUMM	SR	2:15.46	4/13/24	0.175	0.00	0.18
▶ 1500m	10	Courtney DRUMM	SR	4:32.01	3/23/24	12	0.83	12.83
▶ 1500m	11	Kayla WERNER	FR	4:32.03	4/13/24	10	0.82	10.82
▶ 5000m	6	Kayla WERNER	FR	16:34.40	4/6/24	20	2.12	22.12
▶ 5000m	32	Courtney DRUMM	SR	17:10.01	4/6/24	0.6	0.07	0.67
▶ 5000m	41	Allison DELL	JR	17:16.48	4/6/24	0.225	0.00	0.23
▶ 4x100	12	#Type!		47.56	3/30/24	9	0.93	9.93
▶ 4x400	11	Betsy Mohnkern, Vuronika Barnes, Aniya Seward, Hannah Edwards		3:54.58	4/13/24	10	0.90	10.90
▶ PV	21	Allison BOBST	SR	3.65m 11-11¾	3/30/24	2.5	0.29	2.79
▶ TJ	11	Kacey KELLY	SO	12.13m 39-9¾ (0.8)	4/13/24	10	1.18	11.18
▶ TJ	12	Aniya SEWARD	JR	12.09m 39-8 (0.0)	4/12/24	9	1.04	10.04

LYNCHBURG TFRI Team Total 152.38



Only those who score >0.01 pts are shown

D denotes multiple-event rule in affect

WOMEN — 2024 Week #4, April 16

Emory
UAA

2
LW: 7

Event	NQR	Athlete	Yr	Season Qual. Best	Date	Pl. Pts.	Bonus	TOTAL
Scored bests come from CURRENT qualifying season								
▶ 100m	18	Audrey JOHNSON	JR	12.03 (1.7)	3/23/24	4	0.72	4.72
▶ 100H	25	Nikki BOON	JR	14.70 (0.2)	3/29/24	0.95	0.22	1.17
▶ 100H	36	Amaya MARTIN	SR	14.84 (-0.1)	3/29/24	0.4	0.00	0.40
▶ 200m	10	Audrey JOHNSON	JR	24.70 (1.9)	3/29/24	12	1.09	13.09
▶ 200m	50	Nikki BOON	JR	25.27 (1.9)	3/29/24	0.01	0.00	0.01
▶ 200m	50	Dashiel TAO HARRIS	JR	25.27 (1.9)	4/13/24	0.01	0.00	0.01
▶ 400m	12	Dashiel TAO HARRIS	JR	56.74	3/29/24	9	0.76	9.76
▶ 800m	25	Lily TAYLOR	SR	2:13.72	3/16/24	0.95	0.20	1.15
▶ 800m	33	Madison TIAFFAY	SO	2:14.67	3/16/24	0.55	0.00	0.55
▶ 800m	47	Luna MCCAULEY	SO	2:15.64	4/13/24	0.075	0.00	0.08
▶ 1500m	14	Brigid HANLEY	SR	4:32.71	3/23/24	7	0.67	7.67
▶ 1500m	26	Madison TIAFFAY	SO	4:35.08	4/13/24	0.9	0.26	1.16
▶ 1500m	28	Lily TAYLOR	SR	4:35.33	3/23/24	0.8	0.23	1.03
▶ Steeple	36	Cameron GUPTA	FR	11:21.66	4/6/24	0.4	0.00	0.40
▶ 5000m	10	Brigid HANLEY	SR	16:48.84	3/30/24	12	0.86	12.86
▶ 5000m	29	Liesl SCHERRER	JR	17:08.15	4/6/24	0.75	0.14	0.89
▶ 4x100	4	Nikki Boon, Dashiel Tao Harris, Kaya Binetti, Audrey Johnson		47.00	3/16/24	24	2.51	26.51
▶ 4x400	29	Dashiel Tao Harris, Audrey Johnson, Hannah Riley, Mina Leopold		3:58.75	3/23/24	0.75	0.00	0.75
▶ LJ	15	Nikki BOON	JR	5.60m 18-4½ (0.6)	4/11/24	6	0.44	6.44
▶ SP	33	Sarah FINEMAN	JR	12.97m 42-6¾	4/13/24	0.55	0.00	0.55
▶ DISC	21	Nikki BOON	JR	43.07m 141-4	3/23/24	D 2	0.27	2.27
▶ JAV	15	Mable MUTUMWA	FR	40.52m 132-11	4/6/24	6	0.74	6.74
▶ JAV	48	Nikki BOON	JR	37.56m 123-3	3/29/24	0.05	0.00	0.05
▶ HEPT	2	Nikki BOON	JR	5,107	4/13/24	28	3.57	31.57
EMORY TFRI Team Total								129.83

Rochester (N.Y.)
Liberty League

▲ 31
LW: 41

Event	NQR	Athlete	Yr	Season Qual. Best	Date	Pl. Pts.	Bonus	TOTAL
Scored bests come from CURRENT qualifying season								
▶ 100m	21	Ashley HEFFERNAN	SR	12.09w (2.3)	4/7/24	D 2	0.40	2.40
▶ 100H	20	Ashley HEFFERNAN	SR	14.55 (1.9)	4/13/24	D 2	0.49	2.49
▶ 200m	23	Ashley HEFFERNAN	SR	24.96 (-0.6)	4/13/24	1.5	0.40	1.90
▶ 400m	5	Megan BELL	JR	56.04	4/7/24	22	1.51	23.51
▶ 400m	9	Madeline O'CONNELL	SR	56.58	4/14/24	14	0.93	14.93
▶ 400H	14	Nora CHEN	FR	1:03.46	4/7/24	7	0.70	7.70
▶ 800m	6	Megan BELL	JR	2:10.59	4/14/24	20	1.67	21.67
▶ Steeple	49	Kat BENNINGER	SR	11:29.90	4/7/24	0.025	0.00	0.03
▶ 10,000m	24	Sennett TURNER	SR	36:07.87	4/14/24	1	0.25	1.25
▶ LJ	5	Ashley HEFFERNAN	SR	5.78m 18-11¾ (2.0)	4/14/24	22	2.08	24.08
▶ HEPT	3	Ashley HEFFERNAN	SR	4,951	4/13/24	26	2.77	28.77
▶ HEPT	44	Julia LARGETT	SO	3,528	4/13/24	0.15	0.00	0.15
ROCHESTER (N.Y.) TFRI Team Total								128.89

Belhaven (Miss.)

▼ **2**
LW: 9

Event	NOR	Athlete	Yr	Season Qual. Best	Date	Pl. Pts.	Bonus	TOTAL
Scored bests come from CURRENT qualifying season								
► 100m	5	Syniah SIMS	FR	11.86 (1.7)	3/23/24	22	1.88	23.88
► 100m	34	Kimona HAYNES	SO	12.19 (1.7)	3/23/24	0.5	0.12	0.62
► 200m	6	Syniah SIMS	FR	24.58w (2.1)	3/23/24	20	1.68	21.68
► 200m	19	Kimona HAYNES	SO	24.86w (2.1)	3/23/24	3.5	0.56	4.06
► 400m	6	Kimona HAYNES	SO	56.19	3/30/24	20	1.35	21.35
► 400m	8	Ashaunti BARNES	SR	56.35	4/7/24	16	1.18	17.18
► 4x100	2	Ashaunti Barnes, Kimona Haynes, Annessia Greer, Syniah Sims		46.47	3/30/24	28	4.21	32.21
► 4x400	46	Ashaunti Barnes, Kimona Haynes, Taylar Fakes, Evelle Dillon		4:03.01	4/7/24	0.1	0.00	0.10
BELHAVEN (MISS.) TFRI Team Total								121.07



USTFCCCA NCAA Division III Outdoor Track & Field

National TFRI Team Summary



as of 4/16/24 11:18 AM ET

Only those who score >0.01 pts are shown
D denotes multiple-event rule in affect

WOMEN — 2024 Week #4, April 16

12

UW-Eau Claire

WIAC



5

LW: 17

Event	NQR	Athlete	Yr	Season Qual. Best	Date	Pl. Pts.	Bonus	TOTAL
Scored bests come from CURRENT qualifying season								
▶ 100H	33	Emilee BOOKER	JR	14.83 (1.7)	4/6/24	0.55	0.00	0.55
▶ 100H	45	Jaryn JOHANNSEN	JR	14.99 (0.8)	4/13/24	0.125	0.00	0.13
▶ 400H	25	Jaryn JOHANNSEN	JR	1:04.69	4/13/24	0.95	0.23	1.18
▶ 400H	48	Michaela DICK	FR	1:05.49	4/13/24	0.05	0.00	0.05
▶ 800m	45	Anna SCHUETH	SR	2:15.60	4/13/24	0.125	0.00	0.13
▶ 4x100	34	Hope Schueller, Allyson Kakes, Kylee Grabarski, Molly Kallenbach		48.51	4/13/24	0.5	0.00	0.50
▶ 4x400	20	Kylee Grabarski, Jane Kautz, Lauren Dimler, Emilee Booker		3:56.54	4/13/24	3	0.34	3.34
▶ HJ	19	Emily WILLIAMS	JR	1.63m 5-4¼	4/6/24	3.5	0.40	3.90
▶ HJ	39	Laura BERTRANG	FR	1.60m 5-3	4/13/24	0.275	0.00	0.28
▶ PV	45	Ayden FLEEHARTY	SR	3.48m 11-5	4/13/24	0.125	0.00	0.13
▶ SP	11	Raina STECHER	JR	13.67m 44-10¼	4/13/24	10	0.80	10.80
▶ SP	26	Kayla BEHNKE	JR	13.11m 43-¼	4/6/24	0.9	0.13	1.03
▶ SP	50	Teagan JONES	JR	12.64m 41-5¾	4/13/24	0.01	0.00	0.01
▶ DISC	2	Kayla BEHNKE	JR	48.96m 160-8	4/6/24	28	4.04	32.04
▶ DISC	12	Teagan JONES	JR	43.93m 144-2	4/13/24	9	0.57	9.57
▶ DISC	33	Raina STECHER	JR	41.86m 137-4	4/13/24	0.55	0.00	0.55
▶ HT	3	Teagan JONES	JR	57.05m 187-2	4/13/24	26	3.48	29.48
▶ HT	6	Kayla BEHNKE	JR	54.50m 178-10	4/6/24	20	1.79	21.79
▶ HT	49	Raina STECHER	JR	48.10m 157-10	4/13/24	0.025	0.00	0.03

UW-EAU CLAIRE TFRI Team Total 115.47

13

Johns Hopkins

Centennial

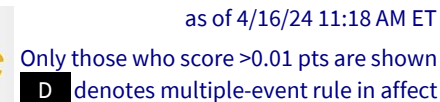


5

LW: 18

Event	NQR	Athlete	Yr	Season Qual. Best	Date	Pl. Pts.	Bonus	TOTAL
Scored bests come from CURRENT qualifying season								
▶ 100m	20	Lauren PHILLIPS	JR	12.06w (2.8)	4/6/24	3	0.55	3.55
▶ 100H	30	Victoria KADIRI	SR	14.81 (1.5)	3/30/24	0.7	0.03	0.73
▶ 800m	5	Annie HUANG	JR	2:10.45	4/14/24	22	1.77	23.77
▶ 800m	44	Emma KOTHARI	SO	2:15.48	4/14/24	0.15	0.00	0.15
▶ 800m	48	Lorna ARCESE	SO	2:15.69	4/14/24	0.05	0.00	0.05
▶ 800m	50	Mackenzie SETTON	SO	2:15.71	4/14/24	0.01	0.00	0.01
▶ 1500m	19	Mackenzie SETTON	SO	4:34.14	4/14/24	3.5	0.36	3.86
▶ Steeple	23	Sara STEPHENSON	SR	11:08.11	4/6/24	1.5	0.32	1.82
▶ 5000m	37	Sara STEPHENSON	SR	17:14.20	4/14/24	0.35	0.00	0.35
▶ 10,000m	23	Izzy NOBILLI	SO	36:00.13	4/14/24	1.5	0.34	1.84
▶ 4x100	37	Chloe Zhang, Lauren Phillips, Anna Zaeske, Victoria Kadiri		48.55	4/6/24	0.35	0.00	0.35
▶ 4x400	10	Lianne Saussy, Annie Huang, Lauren Phillips, Anna Zaeske		3:53.98	4/6/24	12	1.10	13.10
▶ HJ	39	Victoria KADIRI	SR	1.60m 5-3	4/14/24	0.275	0.00	0.28
▶ LJ	42	Victoria KADIRI	SR	5.43mw 17-9¾ (2.4)	4/14/24	0.2	0.00	0.20
▶ TJ	1	Victoria KADIRI	SR	13.43m 44-¾ (1.5)	4/14/24	30	7.45	37.45
▶ TJ	21	Sara BARTLETT	JR	11.70m 38-4¾ (0.0)	4/12/24	2.5	0.29	2.79
▶ HEPT	5	Victoria KADIRI	SR	4,742	4/14/24	22	1.94	23.94
▶ HEPT	46	Abigail LOVEFACE	FR	3,507	4/14/24	0.1	0.00	0.10

JOHNS HOPKINS TFRI Team Total 114.33



14 North Central (Ill.)

LW: 13

<i>NORTH CENTRAL (ILL.) TFRI Team Total</i>	108.10
--	---------------

15 UW-Whitewater

LW: 14

Event	NQR	Athlete	Yr	Season Qual. Best	Date	Pl. Pts.	Bonus	TOTAL
Scored bests come from CURRENT qualifying season								
▶ 100m	1	Tina SHELTON	JR	11.74w (3.2)	4/5/24	30	2.95	32.95
▶ 200m	5	Tina SHELTON	JR	24.54 (-0.2)	4/13/24	22	1.87	23.87
▶ 4x100	10	Hannah Bilodeau, Tina Shelton, Jacqueline Kornowski, Danielle Pouska		47.49	4/13/24	12	1.08	13.08
▶ HJ	39	Brynn FUERSTENBERG	SO	1.60m 5-3	4/13/24	0.275	0.00	0.28
▶ PV	2	Gracie HOLLAND	JR	3.93m 12-10¾	4/13/24	28	3.40	31.40
▶ PV	45	Zoe JENKS-RECKER	SO	3.48m 11-5	4/13/24	0.125	0.00	0.13
▶ LJ	44	Gracie HOLLAND	JR	5.42m 17-9½ (1.3)	4/12/24	0.15	0.00	0.15
▶ HT	21	Kenni CZARNECKI	JR	50.96m 167-2	4/5/24	2.5	0.26	2.76
UW-WHITEWATER TFRI Team Total								104.61

16 Colby
NESCAC

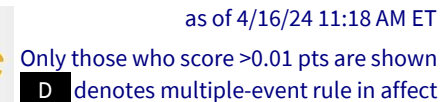
LW: 21

COLBY TFRI Team Total 100.24

17 Carroll (Wis.)

LW: 20

CARROLL (WIS.) TFR1 Team Total	83.47
---------------------------------------	--------------



WOMEN — 2024 Week #4, April 16

18 **Whitworth**
NWC

▼ 2
LW: 16

19

WPI
NEWMAC

LW: 67

Event	NQR	Athlete	Yr	Season Qual. Best	Date	Pl. Pts.	Bonus	TOTAL
Scored bests come from CURRENT qualifying season								
▶ 800m	7	Grace HADLEY	SR	2:11.17	4/14/24	D 2	1.26	3.26
▶ 1500m	1	Grace HADLEY	SR	4:17.61	4/14/24	30	5.57	35.57
▶ 10,000m	3	Grace HADLEY	SR	34:06.68	3/30/24	26	2.98	28.98
▶ JAV	10	Elizabeth MATTICOLI	SR	40.93m 134-4	4/14/24	12	0.99	12.99
▶ JAV	39	Katy GORDEN	SO	38.38m 125-11	4/6/24	0.275	0.00	0.28
WPI TFRI Team Total								81.06

19 **WPI**
NEWMAC

48
LW: 67

20 Centre
SAA

▼ **10**
LW: 10

21

Carthage

CCIW

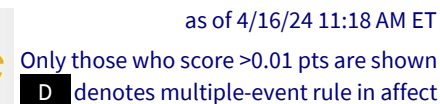
10

LW: 11

Event	NQR	Athlete	Yr	Season Qual.	Best	Date	Pl. Pts.	Bonus	TOTAL
Scored bests come from CURRENT qualifying season									
▶ TJ	15	Abigail CALHOUN	JR	11.92m	39-1¼ (0.0)	4/6/24	6	0.66	6.66
▶ SP	2	Aubrey SCHOENEMAN	JR	15.11m	49-7	4/6/24	28	5.02	33.02
▶ SP	20	Alyssa GULSVIG	JR	13.24m	43-5¼	3/29/24	3	0.29	3.29
▶ SP	50	Alexis MATTOX	SR	12.64m	41-5¾	4/13/24	0.01	0.00	0.01
▶ DISC	10	Nicole TARPLEY	JR	44.26m	145-3	4/6/24	12	0.68	12.68
▶ DISC	23	Alyssa GULSVIG	JR	42.75m	140-3	4/6/24	1.5	0.15	1.65
▶ DISC	25	Aubrey SCHOENEMAN	JR	42.50m	139-5	4/13/24	0.95	0.07	1.02
▶ DISC	47	Jackie TUZIL	SO	41.17m	135-1	4/6/24	0.075	0.00	0.08
▶ HT	7	Alexis MATTOX	SR	54.43m	178-7	4/6/24	18	1.74	19.74
▶ HT	28	Nicole TARPLEY	JR	50.02m	164-1	4/6/24	0.8	0.00	0.80
▶ HT	42	Aubrey SCHOENEMAN	JR	48.47m	159-0	4/13/24	0.2	0.00	0.20
CARTHAGE TFRI Team Total									79.15

21 Carthage

▼ **10**
LW: 11



22 **George Fox**
NWC

▼ 7
LW: 15

GEORGE FOX TFRI Team Total 75.44

23 Dubuque

American Rivers

unch
LW: 23

DUBUQUE TFRI Team Total 73.83

24 Nebraska Wesleyan

23
LW: 47

NEBRASKA WESLEYAN TFR/ Team Total 72.47

25 Westminster (Pa.) PAC

7
LW: 32

WESTMINSTER (PA.) TFR1 Team Total 72.10



Only those who score >0.01 pts are shown

D denotes multiple-event rule in affect

26 **UW-Oshkosh** **4**
WIAC LW: 22

27 **Bethel (Minn.)**  **8**
 MIAC LW: 35

Event	NQR	Athlete	Yr	Season Qual. Best	Date	Pl. Pts.	Bonus	TOTAL
Scored bests come from CURRENT qualifying season								
▶ 100m	27	Jireh BABALOLA	SR	12.13 (0.7)	4/13/24	0.85	0.29	1.14
▶ 100H	3	Kelsie SEALOCK	SR	13.93w (2.7)	4/6/24	26	2.69	28.69
▶ 400m	47	Shalom SULUNGAINÉ	FR	58.04	4/13/24	0.075	0.00	0.08
▶ 400H	8	Kelsie SEALOCK	SR	1:02.66	4/6/24	16	1.26	17.26
▶ 400H	49	Hannah KVANT	FR	1:05.50	4/13/24	0.025	0.00	0.03
▶ 800m	16	Annessa IHDE	SR	2:12.36	4/13/24	5	0.67	5.67
▶ 4x400	9	Kelsie Sealock, Shalom Sulungaine, Abbie Swenson, Annessa Ihde		3:53.69	4/13/24	14	1.20	15.20
▶ TJ	34	Ellie HERNES	SO	11.42m 37-5¾ (0.1)	4/13/24	0.5	0.00	0.50
▶ JAV	24	Abbie SWENSON	JR	39.15m 128-6	4/13/24	1	0.16	1.16
BETHEL (MINN.) TFRI Team Total								69.72

28

Mount Union

OAC

▼

2

LW: 26

Event	NQR	Athlete	Yr	Season Qual. Best	Date	Pl. Pts.	Bonus	TOTAL
Scored bests come from CURRENT qualifying season								
▶ 100m	22	Kenadee WAYT	SR	12.11 (0.2)	4/13/24	2	0.35	2.35
▶ 200m	12	Kenadee WAYT	SR	24.75 (1.2)	3/30/24	9	0.92	9.92
▶ 400m	2	Kenadee WAYT	SR	55.08	3/30/24	28	2.95	30.95
▶ 400m	31	Madison MILES	JR	57.64	4/13/24	0.65	0.20	0.85
▶ 800m	11	Mary MASON	JR	2:12.00	4/14/24	10	0.83	10.83
▶ 800m	40	Kenadee WAYT	SR	2:15.40	4/6/24	0.25	0.00	0.25
▶ 4x100	22	Dae Dae Nash, Madison Miles, Kalie Campbell, Kenadee Wayt		48.04	4/6/24	2	0.14	2.14
▶ 4x400	12	Madison Miles, Mary Mason, Elizabeth Funkhouser, Kenadee Wayt		3:55.13	3/30/24	9	0.72	9.72
▶ PV	41	Jessica MASON	FR	3.51m 11-6¼	3/23/24	0.225	0.00	0.23
▶ SP	28	Makayla SITZLAR	SO	13.03m 42-9	4/13/24	0.8	0.04	0.84
▶ DISC	29	Sidney RAMBO	JR	42.17m 138-4	4/13/24	0.75	0.00	0.75
MOUNT UNION TFRI Team Total								68.81

29 **Otterbein**  **2**
OAC LW: 27

Event	NQR	Athlete	Yr	Season Qual. Best	Date	Pl. Pts.	Bonus	TOTAL
Scored bests come from CURRENT qualifying season								
▶ 400H	34	Genevieve LEGAWIEC	FR	1:05.08	4/13/24	0.5	0.09	0.59
▶ HJ	2	Alexis WEBER	FR	1.70m	5-7 4/6/24	28	2.27	30.27
▶ PV	1	Peyton PROFFITT	SO	4.00m 13-1½	3/23/24	30	4.65	34.65
OTTERBEIN TFRI Team Total								65.51



Only those who score >0.01 pts are shown

D denotes multiple-event rule in affect

30 **Hope**
MIAA

▼ **1**
LW: 29

HOPE TFRI Team Total	65.23
-----------------------------	--------------

31 Claremont-Mudd-Scripps

19
LW: 12

CLAREMONT-MUDD-SCRIPPS TFR1 Team Total	64.19
---	--------------

32 NYU UAA

28
LW: 60

	NYU TFRI Team Total	62.19
--	----------------------------	--------------

33 Saint Benedict

7
LW: 40

SAINT BENEDICT TFR1 Team Total	61.95
---------------------------------------	--------------

National TFRI Team Summary



as of 4/16/24 11:18 AM ET

Only those who score >0.01 pts are shown

D denotes multiple-event rule in affect

WOMEN — 2024 Week #4, April 16

34

Williams
NESCAC



6

LW: 28

Event	NQR	Athlete	Yr	Season Qual. Best	Date	Pl. Pts.	Bonus	TOTAL	
Scored bests come from CURRENT qualifying season									
▶ 400m	14	Bella KING-HARVEY	FR	56.92	4/12/24	7	0.57	7.57	
▶ 400m	23	Cate DONALDSON	FR	57.42	3/23/24	1.5	0.31	1.81	
▶ 400H	46	Camryn TAYLOR	SR	1:05.41	3/23/24	0.1	0.00	0.10	
▶ 800m	27	Lucy GAGNON	SR	2:13.78	3/16/24	0.85	0.19	1.04	
▶ 1500m	33	Lucy GAGNON	SR	4:36.11	3/23/24	0.55	0.15	0.70	
▶ Steeple	19	Molly FITZGIBBONS	SR	10:59.24	3/23/24	3.5	0.62	4.12	
▶ Steeple	39	Charlene PENG	FR	11:23.62	4/12/24	0.275	0.00	0.28	
▶ 10,000m	26	Fiona PICONE	SO	36:09.92	4/14/24	0.9	0.22	1.12	
▶ 4x100	15	Bella King-Harvey, Cate Donaldson, Camryn Taylor, Rachel Arthur		47.69	4/12/24	6	0.67	6.67	
▶ 4x400	3	Cate Donaldson, Camryn Taylor, Claire Jensen, Bella King-Harvey		3:51.17	3/23/24	26	2.45	28.45	
▶ HJ	39	Amelie JAMANKA	SO	1.60m	5-3	3/23/24	0.275	0.00	0.28
▶ PV	14	Ellie FITZGERALD	SO	3.70m	12-1½	4/12/24	7	0.59	7.59
▶ PV	32	Jae YU	JR	3.55m	11-7¼	4/12/24	0.6	0.00	0.60
▶ HEPT	27	Livi MAZEROLLE	SO	3,906	4/12/24	0.85	0.00	0.85	
WILLIAMS TFR1 Team Total								61.17	

35

North Carolina Wesleyan
USA South



11

LW: 24

Event	NQR	Athlete	Yr	Season Qual. Best	Date	Pl. Pts.	Bonus	TOTAL
Scored bests come from CURRENT qualifying season								
▶ 100m	6	Ti'asia BRYANT	FR	11.92w (3.9)	4/6/24	20	1.36	21.36
▶ 100m	16	Kamiah WOOTEN	FR	12.01 (1.5)	4/6/24	5	0.83	5.83
▶ 200m	1	Kamiah WOOTEN	FR	24.39 (0.9)	4/12/24	30	2.62	32.62
▶ 4x100	25	Mariah Brooks, Ti'asia Bryant, Tysheka Moore, Kamiah Wooten		48.24	3/22/24	0.95	0.00	0.95
NORTH CAROLINA WESLEYAN TFRI Team Total								60.76

36

Stevens
MAC



10

LW: 46

Event	NQR	Athlete	Yr	Season Qual. Best	Date	Pl. Pts.	Bonus	TOTAL
Scored bests come from CURRENT qualifying season								
▶ 100H	4	Laura MATHEWS	SR	13.94 (0.2)	4/13/24	24	2.63	26.63
▶ 100H	24	Kristen WILLIAMS	SR	14.68 (0.5)	4/13/24	1	0.26	1.26
▶ 200m	9	Laura MATHEWS	SR	24.64 (-1.1)	3/30/24	D 2	1.38	3.38
▶ LJ	15	Laura MATHEWS	JR	5.60m 18-4½ (0.1)	4/11/24	D 2	0.44	2.44
▶ HEPT	4	Laura MATHEWS	SR	4,823	4/13/24	24	2.23	26.23
▶ HEPT	41	Isabella SHANLEY	FR	3,550	4/13/24	0.225	0.00	0.23
STEVENS TFRI Team Total								60.17

37

Middlebury
NESCAC



15

LW: 52

Event	NOR	Athlete	Yr	Season Qual. Best	Date	Pl. Pts.	Bonus	TOTAL
Scored bests come from CURRENT qualifying season								
► 200m	50	Michelle LOUIE	SR	25.27 (2.0)	3/16/24	0.01	0.00	0.01
► 400H	15	Ciara DALE	SR	1:03.53	3/16/24	6	0.68	6.68
► Steeple	6	Audrey MACLEAN	FR	10:45.39	4/12/24	20	1.35	21.35
► Steeple	28	Tatum PESKIN	SR	11:16.50	4/12/24	0.8	0.04	0.84
► 5000m	43	Audrey MACLEAN	FR	17:17.26	3/16/24	0.175	0.00	0.18
► 4x100	19	Katie Bruno, Michelle Louie, Melissa White, Mackenzie Daggitt		47.86	4/12/24	3.5	0.33	3.83
► 4x400	22	Michelle Louie, Ciara Dale, Annabel Cloney, Anna Krouse		3:56.93	3/16/24	2	0.28	2.28
► PV	14	Zoe WANG	JR	3.70m 12-1½	4/12/24	7	0.59	7.59
► LJ	8	Mackenzie DAGGITT	JR	5.68m 18-7¾ (1.9)	4/12/24	16	1.06	17.06
► DISC	37	Madeline SAUDERS	JR	41.57m 136-5	4/12/24	0.35	0.00	0.35
MIDDLEBURY TRI Team Total								60.16



Only those who score >0.01 pts are shown

D denotes multiple-event rule in affect

WOMEN — 2024 Week #4, April 16

38 **Rowan**
NJAC

1
LW: 39

ROWAN TFRI Team Total	57.67
------------------------------	--------------

39 Augustana (Ill.) CCIW

▼ **14**
LW: 25

AUGUSTANA (ILL.) TFR1 Team Total	55.90
---	--------------

AUGUSTANA (ILL.) TFRI Team Total 55.90

40 RIT
Liberty League

▼ **3**
LW: 37

	RIT TFR! Team Total	53.56
--	----------------------------	--------------

RIT TFRI Team Total 53.56

41 **Ursinus**
Centennial

2
LW: 43

URSINUS TFR! Team Total	53.42
--------------------------------	--------------

URSINUS TFERI Team Total 53.42



Only those who score >0.01 pts are shown

D denotes multiple-event rule in affect

WOMEN — 2024 Week #4, April 16

42

SUNY Geneseo
SUNYAC

▼ **11**
LW: 31

Event	NQR	Athlete	Yr	Season Qual. Best	Date	Pl. Pts.	Bonus	TOTAL
Scored bests come from CURRENT qualifying season								
▶ 100m	29	Brynn MOONEY	FR	12.15w (2.3)	4/7/24	0.75	0.23	0.98
▶ 100H	43	Jill AMBLER	FR	14.97 (1.2)	4/14/24	0.175	0.00	0.18
▶ 200m	14	Brynn MOONEY	FR	24.79 (0.6)	4/7/24	7	0.79	7.79
▶ 400m	18	Brynn MOONEY	FR	57.11	4/14/24	4	0.47	4.47
▶ 400H	28	Janelle ECKL	JR	1:04.91	4/7/24	0.8	0.15	0.95
▶ Steeple	11	Rachel HIRSCHKIND	SR	10:49.51	4/7/24	10	1.06	11.06
▶ Steeple	42	Ann BRENNAN	SO	11:25.55	4/7/24	0.2	0.00	0.20
▶ Steeple	43	Isabel MARZEC	JR	11:26.50	4/14/24	0.175	0.00	0.18
▶ Steeple	48	Kaitlyn GROSSMAN	JR	11:29.17	4/14/24	0.05	0.00	0.05
▶ 5000m	18	Rachel HIRSCHKIND	SR	16:58.53	4/14/24	4	0.50	4.50
▶ 5000m	45	Penelope GREENE	JR	17:19.84	3/30/24	0.125	0.00	0.13
▶ 5000m	48	Lilly FOWLER-CONNER	JR	17:20.61	3/30/24	0.05	0.00	0.05
▶ 10,000m	12	Penelope GREENE	JR	35:24.68	4/14/24	9	0.83	9.83
▶ 10,000m	16	Lilly FOWLER-CONNER	JR	35:41.18	4/14/24	5	0.56	5.56
▶ 10,000m	45	Katherine VOGEL	SR	37:12.80	4/14/24	0.125	0.00	0.13
▶ 4x400	39	Sierra Doody, Lainey Flaitz, Sophia Barclay, Jill Ambler		4:01.60	4/7/24	0.275	0.00	0.28
▶ LJ	50	Jill AMBLER	FR	5.39m 17-8¼ (-1.3)	4/7/24	0.01	0.00	0.01
▶ TJ	21	Ally ALVIRA	SR	11.70m 38-4¾ (0.6)	3/30/24	2.5	0.29	2.79
▶ TJ	42	Katelyn JACQUES	JR	11.31mw 37-1¼ (2.5)	4/12/24	0.2	0.00	0.20
▶ SP	47	Zoe CONNER	SR	12.71m 41-8½	4/7/24	0.075	0.00	0.08
▶ HT	30	Zoe CONNER	SR	49.84m 163-6	4/7/24	0.7	0.00	0.70
▶ JAV	33	Skyler KLIMOW	SO	38.68m 126-11	3/30/24	0.55	0.00	0.55
SUNY GENESEO TFRI Team Total								50.63

43

UW-River Falls
WIAC

▼ **13**
LW: 30

Event	NQR	Athlete	Yr	Season Qual. Best	Date	Pl. Pts.	Bonus	TOTAL
Scored bests come from CURRENT qualifying season								
► 200m	25	Lexi LEFEVER	SR	25.02 (1.2)	3/21/24	0.95	0.30	1.25
► PV	3	Annika GUNDERSON	SO	3.90m 12-9½	3/29/24	26	2.87	28.87
► HEPT	7	Lexi LEFEVER	SR	4,632	3/22/24	18	1.55	19.55
UW-RIVER FALLS TFRI Team Total								49.67

44

Baldwin Wallace

▲ 72
LW: 116

Event	NQR	Athlete	Yr	Season Qual. Best	Date	Pl. Pts.	Bonus	TOTAL
Scored bests come from CURRENT qualifying season								
▶ 200m	38	Abby COLLIER	JR	25.20 (0.8)	3/30/24	0.3	0.02	0.32
▶ 800m	4	Hope MURPHY	JR	2:10.30	4/14/24	24	1.87	25.87
▶ 1500m	6	Hope MURPHY	JR	4:29.06	4/14/24	20	1.52	21.52
▶ 5000m	44	Hope MURPHY	JR	17:19.43	3/30/24	0.15	0.00	0.15
▶ 10,000m	36	Hope MURPHY	JR	36:50.80	3/23/24	0.4	0.00	0.40
▶ HJ	36	Rylee GORRELL	FR	1.61m 5-3¼	4/13/24	0.4	0.09	0.49
▶ SP	43	Amvah CHOSA	FR	12.80m 42-0	4/13/24	0.175	0.00	0.18

BALDWIN WALLACE TFR1 Team Total 48.93

45

Greenville

 **6**
LW: 51

Event	NQR	Athlete	Yr	Season Qual. Best	Date	Pl. Pts.	Bonus	TOTAL	
Scored bests come from CURRENT qualifying season									
► 4x100	9	Taylor Tucker, Laila Graham, Jocelyn Fritz, Sara Yakana		47.45	4/13/24	14	1.16	15.16	
► HJ	39	Laila GRAHAM	SR	1.60m	5-3	3/23/24	0.275	0.00	0.28
► LJ	25	Sara YAKANA	JR	5.55m	18-2½ (2.0)	4/13/24	0.95	0.21	1.16
► LJ	35	Laila GRAHAM	SR	5.47m	17-11½ (0.0)	3/30/24	0.45	0.00	0.45
► TJ	16	Sara YAKANA	JR	11.91m	39-1 (1.7)	4/13/24	5	0.65	5.65
► SP	15	Talahiva TALANOA	JR	13.45m	44-1½	4/13/24	6	0.53	6.53
► DISC	31	Talahiva TALANOA	JR	42.02m	137-11	3/30/24	0.65	0.00	0.65
► HT	10	Talahiva TALANOA	JR	53.14m	174-4	4/13/24	12	0.97	12.97
► JAV	18	Emma BROWN	JR	39.95m	131-1	3/30/24	4	0.50	4.50

GREENVILLE TFRI Team Total 47.34

46

Albion
MIAA

52
LW: 98

Event	NQR	Athlete	Yr	Season Qual. Best	Date	Pl. Pts.	Bonus	TOTAL
Scored bests come from CURRENT qualifying season								
▶ 100m	4	Avery CAMPBELL	SR	11.85w (2.7)	4/13/24	24	1.97	25.97
▶ 100H	22	Nayaisha EDMOND	SR	14.62w (2.3)	4/13/24	2	0.37	2.37
▶ 200m	8	Avery CAMPBELL	SR	24.61 (1.1)	4/13/24	16	1.53	17.53
ALBION TFR! Team Total								45.86

ALBION TFRI Team Total 45.86

National TFRI Team Summary



as of 4/16/24 11:18 AM ET

Only those who score >0.01 pts are shown

D denotes multiple-event rule in affect

WOMEN — 2024 Week #4, April 16

47

Amherst
NESCAC



11

LW: 36

Event	NQR	Athlete	Yr	Season Qual. Best	Date	Pl. Pts.	Bonus	TOTAL	
Scored bests come from CURRENT qualifying season									
▶ 100H	12	Eliza CARDWELL	JR	14.37	(0.8)	4/7/24	9	0.82	9.82
▶ 100H	49	Arissa GRACE MCGOWAN	SO	15.05	(0.8)	4/7/24	0.025	0.00	0.03
▶ 400m	27	Casie EIFRIG	JR	57.52		4/7/24	0.85	0.26	1.11
▶ 400H	42	Myeh MEDINA	SO	1:05.29		4/7/24	0.2	0.01	0.21
▶ 800m	15	Zoe MARCUS	FR	2:12.30		4/14/24	6	0.69	6.69
▶ 800m	20	Julia SCHOR	JR	2:12.65		4/7/24	3	0.53	3.53
▶ 800m	34	Piper LENTZ	SO	2:14.69		4/14/24	0.5	0.00	0.50
▶ 1500m	24	Julia SCHOR	JR	4:34.68		4/14/24	1	0.30	1.30
▶ 1500m	34	Zoe MARCUS	FR	4:36.43		4/14/24	0.5	0.11	0.61
▶ 4x400	18	Mads Rabb, Zoe Marcus, Piper Lentz, Casie Eifrig		3:56.30		3/30/24	4	0.38	4.38
▶ HJ	24	Anaya THOMAS	JR	1.62m	5-3¾	4/7/24	1	0.25	1.25
▶ PV	14	Mia BAWENDI	SR	3.70m	12-1½	4/12/24	7	0.59	7.59
▶ DISC	20	Emma RAMSINGH	FR	43.38m	142-4	4/7/24	3	0.37	3.37
▶ JAV	19	Carolina ANDRADE	SR	39.47m	129-6	3/30/24	3.5	0.30	3.80
▶ HEPT	33	Anaya THOMAS	JR	3,745		4/12/24	0.55	0.00	0.55
▶ HEPT	47	Morgan ROME	SO	3,486		4/12/24	0.075	0.00	0.08
AMHERST TFRI Team Total									44.83

48

Buffalo State
SUNYAC



33

LW: 81

Event	NQR	Athlete	Yr	Season Qual. Best	Date	Pl. Pts.	Bonus	TOTAL	
Scored bests come from CURRENT qualifying season									
▶ 400m	44	Khia LASTER	JR	57.94	3/30/24	0.15	0.04	0.19	
▶ 400H	2	Natalia SAWYER	SO	1:00.11	4/13/24	28	3.75	31.75	
▶ LJ	10	Khia LASTER	JR	5.65m	18-6½ (1.7)	3/30/24	12	0.79	12.79
BUFFALO STATE TFRI Team Total								44.72	

49

Chapman
SCIAC

16

LW: 33

Event	NQR	Athlete	Yr	Season Qual. Best	Date	Pl. Pts.	Bonus	TOTAL
Scored bests come from CURRENT qualifying season								
▶ 200m	43	Allison KREMER	JR	25.23w (2.3)	4/6/24	0.175	0.00	0.18
▶ 200m	46	Kaylee SMITH	JR	25.25 (0.5)	4/6/24	0.1	0.00	0.10
▶ 400m	16	Kaylee SMITH	JR	56.99	4/6/24	5	0.54	5.54
▶ 400m	29	Allison KREMER	JR	57.57	4/6/24	0.75	0.23	0.98
▶ 400m	50	Sarah CHARLES	FR	58.11	2/24/24	0.01	0.00	0.01
▶ 400H	26	Proud KITNITCHIVA	JR	1:04.78	4/13/24	0.9	0.20	1.10
▶ Steeple	13	Annika CARLSON	SO	10:50.96	3/22/24	8	0.96	8.96
▶ 4x100	17	Khyra Stiner, Kaylee Smith, Allison Kremer, Makenna Lizarde		47.78	4/6/24	4.5	0.48	4.98
▶ 4x400	6	Kaylee Smith, Proud Kitnitchiva, Makenna Lizarde, Allison Kremer		3:52.06	3/23/24	20	2.00	22.00
▶ HJ	39	Adva SHILON	JR	1.60m 5-3	2/24/24	0.275	0.00	0.28
CHAPMAN TFRI Team Total								44.12

50

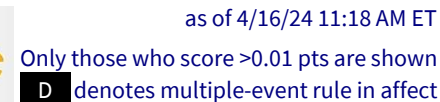
Susquehanna



3

LW: 53

Event	NQR	Athlete	Yr	Season Qual. Best	Date	Pl. Pts.	Bonus	TOTAL
Scored bests come from CURRENT qualifying season								
► 100H	2	Chloe YODER	SR	13.89w (2.7)	4/12/24	28	2.92	30.92
► 100H	29	Hannah ALDERFER	JR	14.80 (1.0)	4/12/24	0.75	0.05	0.80
► LJ	28	Remi ACORD	JR	5.54m 18-2¼ (1.6)	4/12/24	0.8	0.16	0.96
► LJ	44	Hannah ALDERFER	JR	5.42m 17-9½ (0.0)	4/5/24	0.15	0.00	0.15
► TJ	17	Remi ACORD	JR	11.86m 38-11 (0.0)	4/5/24	4.5	0.56	5.06
► HEPT	18	Hannah ALDERFER	JR	4,251	4/12/24	4	0.59	4.59
► HEPT	43	Julia ACEVEDO	SR	3,535	4/12/24	0.175	0.00	0.18
SUSQUEHANNA TFRI Team Total								42.65



51 **McMurry**  **7**
ASC LW: 58

52

Berry

SAA

18

LW: 34

Event	NOR	Athlete	Yr	Season Qual. Best	Date	Pl. Pts.	Bonus	TOTAL
Scored bests come from CURRENT qualifying season								
▶ 400H	11	Macy MURDOCK	SO	1:03.15	3/29/24	10	0.88	10.88
▶ 400H	39	Emily THOMPSON	SR	1:05.24	3/2/24	0.275	0.03	0.31
▶ HJ	24	Kris WILLIAMS	FR	1.62m 5-3¼	4/13/24	1	0.25	1.25
▶ HJ	36	Emily THOMPSON	SR	1.61m 5-3¼	3/23/24	0.4	0.09	0.49
▶ PV	42	Madeline HUBBERT	JR	3.50m 11-5¾	4/13/24	0.2	0.00	0.20
▶ SP	19	Onoyeme EGURE	FR	13.33m 43-8¾	3/2/24	3.5	0.39	3.89
▶ HT	31	Malysya WINSTON	SO	49.62m 162-10	3/23/24	0.65	0.00	0.65
▶ JAV	40	Cailin DELEO	SR	38.14m 125-2	3/29/24	0.25	0.00	0.25
▶ HEPT	10	Emily THOMPSON	SR	4,508	4/13/24	12	1.10	13.10
▶ HEPT	15	Macy MURDOCK	SO	4,367	4/13/24	6	0.81	6.81
BERRY TFRI Team Total								37.83

54

Edgewood

NACC

5

LW: 59

Event	NQR	Athlete	Yr	Season Qual. Best	Date	Pl. Pts.	Bonus	TOTAL
Scored bests come from CURRENT qualifying season								
▶ 5000m	34	Ally VERBAUWHEDE	SR	17:12.07	4/13/24	0.5	0.00	0.50
▶ 10,000m	8	Ally VERBAUWHEDE	SR	35:09.84	3/29/24	16	1.18	17.18
▶ DISC	7	Kylee DOHERTY	SO	44.95m 147-6	3/28/24	18	1.12	19.12
EDGEWOOD TFRI Team Total								
								36.80

55

Trinity (Texas)

SCAC

▼

17

LW: 38

Event	NOR	Athlete	Yr	Season Qual. Best	Date	Pl. Pts.	Bonus	TOTAL
Scored bests come from CURRENT qualifying season								
▶ 400m	19	CC GRAY	JR	57.29	3/23/24	3.5	0.38	3.88
▶ Steeple	22	Ellie CATRON	SR	11:06.74	4/13/24	2	0.36	2.36
▶ 4x400	31	Lilly Broussard, CC Gray, Annette Smith, Vanessa Garcia		3:59.99	3/3/24	0.65	0.00	0.65
▶ LJ	15	Joy AREOLA	JR	5.60m 18-4½ (1.3)	3/22/24	6	0.44	6.44
▶ TJ	5	Joy AREOLA	JR	12.20m 40-½ (0.0)	3/23/24	22	1.41	23.41
TRINITY (TEXAS) TFRI Team Total								36.74



Only those who score >0.01 pts are shown

D denotes multiple-event rule in affect

WOMEN — 2024 Week #4, April 16

56 **SUNY Brockport**
SUNYAC

 **63**
LW: 119

Event	NQR	Athlete	Yr	Season Qual. Best	Date	Pl. Pts.	Bonus	TOTAL
Scored bests come from CURRENT qualifying season								
► 10,000m	20	Kerry FLOWER	SR	35:53.42	4/14/24	3	0.41	3.41
► LJ	37	Mia MONTGOMERY	SR	5.46m 17-11 (-2.6)	4/14/24	0.35	0.00	0.35
► SP	35	Sarah CROCKETT	SR	12.90m 42-4	4/7/24	0.45	0.00	0.45
► JAV	2	Rebecca HEULER	JR	44.39m 145-8	4/13/24	28	4.46	32.46
SUNY BROCKPORT TFR1 Team Total								36.68

57 Eastern Mennonite ODAC

▼ 8
LW: 49

Event	NQR	Athlete	Yr	Season Qual. Best	Date	Pl. Pts.	Bonus	TOTAL	
Scored bests come from CURRENT qualifying season									
► LJ	10	Ray Ray TAYLOR	SR	5.65m	18-6½ (0.4)	3/23/24	12	0.79	12.79
► TJ	34	Ray Ray TAYLOR	SR	11.42m	37-5¼ (1.8)	3/22/24	0.5	0.00	0.50
► JAV	43	Ray Ray TAYLOR	SR	37.90m	124-4	3/23/24	0.175	0.00	0.18
► HEPT	6	Ray Ray TAYLOR	SR	4,653		4/13/24	20	1.62	21.62
EASTERN MENNONITE TRI Team Total									34.58

58 **Linfield**
NWC

▼ 3
LW: 55

Event	NQR	Athlete	Yr	Season Qual. Best	Date	Pl. Pts.	Bonus	TOTAL	
Scored bests come from CURRENT qualifying season									
► HJ	24	Kira HAWAABOO	FR	1.62m	5-3¾	3/16/24	1	0.25	1.25
► PV	31	Siera CRAWFORD	SR	3.58m	11-9	3/9/24	0.65	0.00	0.65
► LJ	6	Kira HAWAABOO	FR	5.73m	18-9¾ (1.6)	4/6/24	20	1.51	21.51
► HEPT	11	Kira HAWAABOO	FR	4,495		4/9/24	10	1.06	11.06
LINFIELD TFRI Team Total								34.46	

59 **SUNY Cortland**
SUNYAC

13
LW: 72

Event	NQR	Athlete	Yr	Season Qual. Best	Date	Pl. Pts.	Bonus	TOTAL
Scored bests come from CURRENT qualifying season								
▶ 100m	8	Autumn PITTMAN	JR	11.96w (2.2)	4/7/24	16	1.12	17.12
▶ 100H	26	Danielle FISK	SR	14.73 (1.2)	4/14/24	0.9	0.17	1.07
▶ 200m	26	Autumn PITTMAN	JR	25.04 (0.7)	4/14/24	0.9	0.27	1.17
▶ 4x100	29	Kendall Sobczyk, Alexia Prince, Avery Hebert, Autumn Pittman		48.35	4/7/24	0.75	0.00	0.75
▶ HJ	10	Danielle FISK	SR	1.67m 5-5¾	4/14/24	12	1.11	13.11
SUNY CORTLAND TFRI Team Total								33.23

60 Dickinson
Centennial

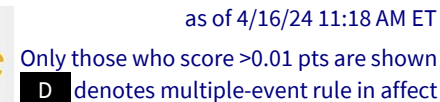
5
LW: 65

Event	NQR	Athlete	Yr	Season Qual. Best	Date	Pl. Pts.	Bonus	TOTAL
Scored bests come from CURRENT qualifying season								
▶ 100m	22	Sara PENUELA	SR	12.11w (2.4)	4/14/24	2	0.35	2.35
▶ 400H	3	Darya MIKUSOVA	SR	1:00.49	4/14/24	26	3.27	29.27
▶ Steeple	38	Amiyah PRIEBE	JR	11:22.72	4/14/24	0.3	0.00	0.30
▶ Steeple	50	Charlotte KRATOVIL-LAVELLE	SR	11:30.47	4/14/24	0.01	0.00	0.01
▶ 4x400	45	#Type!		4:02.68	4/6/24	0.125	0.00	0.13
▶ LJ	39	Sara PENUELA	SR	5.45m 17-10¾ (-1.6)	4/6/24	0.275	0.00	0.28
DICKINSON TFRI Team Total								32.33

61 **Occidental**
SCIAC

16
LW: 77

Event	NQR	Athlete	Yr	Season Qual. Best	Date	Pl. Pts.	Bonus	TOTAL
Scored bests come from CURRENT qualifying season								
▶ 200m	38	Elizabeth HAWLEY	SO	25.20w (2.3)	4/6/24	0.3	0.02	0.32
▶ 400m	9	Elizabeth HAWLEY	SO	56.58	4/6/24	14	0.93	14.93
▶ Steeple	9	Ciara GILLEN	JR	10:47.35	4/13/24	14	1.21	15.21
▶ 10,000m	27	Jenna LENAY	SO	36:24.12	4/13/24	0.85	0.06	0.91
▶ 4x100	29	Isabel Yaffe, Francesca Candelieri, Emmamarie Watkins, Elizabeth Hawley		48.35	4/13/24	0.75	0.00	0.75
▶ 4x400	49	Tia Akasaki, Francesca Candelieri, Delphine Way, Elizabeth Hawley		4:03.74	3/2/24	0.025	0.00	0.03
OCCIDENTAL TERI Team Total								32.15



62 **Washington and Lee**  **18**
ODAC LW: 44

63

Calvin

MIAA

▼

7

LW: 56

Record bests come from CURRENT qualifying season								
People	5	Sophia BULL	SO	10:44.70	3/29/24	22	1.39	23.39
People	14	Jenna ALLMAN	SR	10:51.34	3/29/24	7	0.93	7.93

64

Colorado College

SCAC

▼

19

LW: 45

Scored bests come from CURRENT qualifying season								
▶ 800m	23	Ella FULLERTON	SO	2:13.21	4/13/24	1.5	0.32	1.82
▶ 1500m	44	Kendall ACCETTA	SR	4:38.82c (4:44.81A)	3/16/24	0.15	0.00	0.15

65 **Cornell College**  **1**
MWC LW: 64

Scored bests come from CURRENT qualifying season									
▶ HJ	2	Hailey CAROLAN	SO	1.70m	5-7	4/6/24	28	2.27	30.27
▶ JAV	46	Bri OSTERSON	JR	37.66m	123-7	4/13/24	01	0.00	0.10

66 **Hanover**  **5**
HCAC LW: 61

Scored bests come from CURRENT qualifying season									
▶ 1500m	36	Amberleigh SORENSEN	SR	4:36.79		3/30/24	0.4	0.07	0.47
▶ SP	5	Jessie STENGER	JR	14.21m	46-7½"	4/13/24	22	2.05	24.05



Only those who score >0.01 pts are shown

D denotes multiple-event rule in affect

WOMEN — 2024 Week #4, April 16

67 **Redlands (Calif.)**
SCIAC

▼ **13**
LW: 54

68

Utica

Empire 8

LW: 63

5

Event	NOR	Athlete	Yr	Season Qual. Best	Date	Pl. Pts.	Bonus	TOTAL
Scored bests come from CURRENT qualifying season								
LJ	29	Nora DEVITT	JR	5.52m	18-1½ (0.9)	4/13/24	0.75 0.07	0.82
SP	4	Jane FAHY	SR	14.32m	46-11¼	3/30/24	24 2.34	26.34
DISC	27	Allie CARY	FR	42.41m	139-2	4/13/24	0.85 0.03	0.88
UTICA TFRI Team Total								28.05

69 **Aurora**
NACC

17
LW: 86

Event	NQR	Athlete	Yr	Season Qual. Best	Date	Pl. Pts.	Bonus	TOTAL
Scored bests come from CURRENT qualifying season								
▶ 100m	47	Lauren BLIEFERNICHT	JR	12.25 (1.5)	4/13/24	0.075	0.00	0.08
▶ 1500m	12	Deyanneira COLON MALDONADO	JR	4:32.09	4/13/24	9	0.81	9.81
▶ 5000m	8	Deyanneira COLON MALDONADO	JR	16:34.97	4/13/24	16	2.05	18.05
AURORA TFRI Team Total								27.93

70 **Illinois Wesleyan**
CCIW

▲ 44
LW: 114

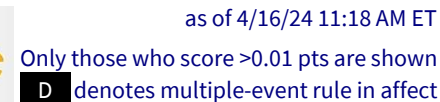
71	Misericordia MAC	3 LW: 68
-----------	-----------------------------	------------------------

Event	NOR	Athlete	Yr	Season Qual. Best	Date	Pl.	Pts.	Bonus	TOTAL
Scored bests come from CURRENT qualifying season									
► 800m	39	Grace MORNINGSTAR	FR	2:15.34	4/14/24		0.275	0.00	0.28
► 1,000m	28	Grace GALLAGHER	SO	36:24.66	4/14/24		0.8	0.06	0.86
► JAV	4	Alexandra SNYDER	JR	42.07m	138-0	3/16/24	24	1.92	25.92
► JAV	34	Valerie BADGER	SO	38.67m	126-11	3/16/24	0.5	0.00	0.50
MISERICORDIA TFRI Team Total									27.55


72 **Tufts**
NESCAC

▼ **22**
LW: 50

Event	NQR	Athlete	Yr	Season Qual. Best	Date	Pl. Pts.	Bonus	TOTAL
Scored bests come from CURRENT qualifying season								
▶ 100H	46	Sarah PILLONE	SR	15.00 (1.0)	3/30/24	0.1	0.00	0.10
▶ 400H	18	Emma SMITH	JR	1:03.97	3/16/24	4	0.51	4.51
▶ 400H	29	Antonia KNOTH	SR	1:04.95	4/12/24	0.75	0.14	0.89
▶ 4x400	40	Harper Meek, Annika Kral, Antonia Knoth, Emma Smith		4:01.82	4/12/24	0.25	0.00	0.25
▶ HJ	24	Harper MEEK	SR	1.62m 5-3¾	4/7/24	1	0.25	1.25
▶ HJ	24	Lexi KING	FR	1.62m 5-3¾	4/7/24	1	0.25	1.25
▶ PV	8	Sarah FIRTH	JR	3.80m 12-5½	3/16/24	16	1.44	17.44
▶ PV	32	Emma GALL	FR	3.55m 11-7¾	4/12/24	0.6	0.00	0.60
▶ HEPT	24	Madelyn SILVEIRA	SR	3,983	3/15/24	1	0.08	1.08
▶ HEPT	48	Tessa PLAYER	FR	3,477	3/15/24	0.05	0.00	0.05
TUFTS TERI Team Total								27.40



73 **UW-Platteville**  **28**
WIAC LW: 101

74 Manchester  **4**
HCAC LW: 70

75 Vassar **unch**
Liberty League LW: 75

Event	NQR	Athlete	Yr	Season Qual. Best	Date	Pl. Pts.	Bonus	TOTAL
Scored bests come from CURRENT qualifying season								
▶ 1500m	40	Haley SCHOENEGGE	FR	4:37.56u	4/6/24	0.25	0.00	0.25
▶ 5000m	4	Haley SCHOENEGGE	FR	16:32.59	4/14/24	2.4	2.33	26.33
▶ TJ	33	Jahmilia DENNIS	SO	11.45m 37-6¼ (0.8)	4/11/24	0.55	0.00	0.55
VASSAR TFRI Team Total								27.13

76

St. Scholastica

MIAC

▲ 58

LW: 134

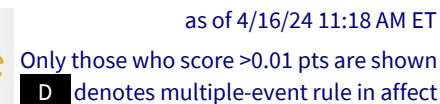
77 Hartford  **72**
CCC LW: 149

78 **Bethany Lutheran**  **7**
UMAC LW: 71

Event	NOR	Athlete	Yr	Season Qual. Best	Date	Pl. Pts.	Bonus	TOTAL	
Scored bests come from CURRENT qualifying season									
► LJ	15	Stephanie WITBROD	JR	5.60m	18-4½ (2.0)	4/6/24	6	0.44	6.44
► TJ	8	Stephanie WITBROD	JR	12.16mw	39-10¾ (4.0)	4/12/24	16	1.28	17.28
► HEPT	20	Stephanie WITBROD	JR	4,171		4/6/24	D 2	0.44	2.44
BETHANY LUTHERAN TFRI Team Total									26.15

79 **Bridgewater State** ▼ **22**
MASCAC LW: 57

Event	NQR	Athlete	Yr	Season Qual. Best	Date	Pl. Pts.	Bonus	TOTAL
Scored bests come from CURRENT qualifying season								
► 100H	21	Alison MCDONOUGH	SR	14.59 (0.2)	3/29/24	2.5	0.42	2.92
► 400m	21	Kiara ABRANTES	JR	57.32	4/7/24	2.5	0.36	2.86
► 4x100	38	Alison McDonough, Jailene Escalera, Kiara Abrantes, Tristen Gomes		48.56	4/7/24	0.3	0.00	0.30
► HJ	7	Serenity SANDS	SR	1.68m 5-6	4/7/24	18	1.42	19.42
► LJ	32	Alison MCDONOUGH	SR	5.49m 18-¼ (-0.8)	4/7/24	0.6	0.00	0.60
BRIDGEWATER STATE TFRI Team Total								26.10



80 **Trinity (Conn.)**  **1**
NESCAC LW: 79

81

Bowdoin

NESCAC

▼

3

LW: 78

82

Chatham

PAC

▲ 10

LW: 92

83 TCNJ NJAC LW: 62 21

84 Gustavus Adolphus  **21**
 MIAC LW: 105

85

Ramapo

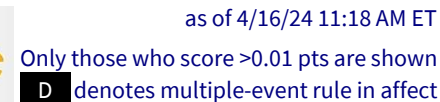
NJAC

▼

11

LW: 74

Event	NOR	Athlete	Yr	Season Qual, Best	Date	Pl. Pts.	Bonus	TOTAL
Scored bests come from CURRENT qualifying season								
▶ 200m	7	Rebecca KNEPPEL	JR	24.59w (2.8)	3/30/24	18	1.63	19.63
▶ 800m	26	Dale LEONARD	FR	2:13.74	4/6/24	0.9	0.20	1.10
▶ 1500m	21	Dale LEONARD	FR	4:34.39	4/13/24	2.5	0.33	2.83
RAMAPO TFRI Team Total								23.56



WOMEN — 2024 Week #4, April 16

86 **King's College (Pa.)**  **97**
MAC LW: 183

Event	NQR	Athlete	Yr	Season Qual. Best	Date	Pl. Pts.	Bonus	TOTAL
Scored bests come from CURRENT qualifying season								
► DISC	9	Brandy VARNER	SO	44.72m 146-9	4/14/24	14	0.97	14.97
► HT	14	Katelyn SHOEMAKER	SO	52.07m 170-10	4/12/24	7	0.60	7.60
► JAV	47	Katelyn SHOEMAKER	SO	37.63m 123-6	4/12/24	0.075	0.00	0.08
► HEPT	34	Victoria ZULTEVICZ	JR	3,739	4/12/24	0.5	0.00	0.50
KING'S COLLEGE (PA.) TFRI Team Total								23.15

87

Ohio Northern

OAC

▼


14

LW: 73

Event	NQR	Athlete	Yr	Season Qual. Best	Date	Pl. Pts.	Bonus	TOTAL
Scored bests come from CURRENT qualifying season								
► 10,000m	30	Kennedy RADER	SO	36:35.80	3/29/24	0.7	0.00	0.70
► 10,000m	32	Ashley HOCKSTOK	JR	36:41.09	3/29/24	0.6	0.00	0.60
► PV	7	Claire SCHWELLER	SO	3.81m 12-6	4/6/24	18	1.56	19.56
► SP	30	Izzy BURMAN	JR	12.99m 42-7½	4/14/24	0.7	0.00	0.70
OHIO NORTHERN TFRI Team Total								21.56

88 **Elmhurst**  **5**
CCIW LW: 93

Event	NQR	Athlete	Yr	Season Qual. Best	Date	Pl. Pts.	Bonus	TOTAL
Scored bests come from CURRENT qualifying season								
► 100m	41	Tiana GRADY	FR	12.22 (1.9)	4/11/24	0.225	0.03	0.26
► 100m	45	Lauren MARSHALL	SR	12.24 (1.6)	4/6/24	0.125	0.00	0.13
► 100H	11	Nakala NADEAU	JR	14.34w (2.5)	4/13/24	10	0.88	10.88
► 100H	28	Tiana GRADY	FR	14.78w (2.6)	3/29/24	0.8	0.08	0.88
► Steeple	47	Ashley KACHURIK	SR	11:28.87	4/13/24	0.075	0.00	0.08
► 4x100	14	Lauren Marshall, Tiana Grady, Carmela Woods, Aniya Seeley-Williams		47.63	4/11/24	7	0.79	7.79
► 4x400	26	Naomi Jones, Carmela Woods, Sadie Hartmann, Nayeli Villegas		3:58.06	4/13/24	0.9	0.09	0.99
► LJ	42	Vanessa CARR	SO	5.43m 17-9¼ (0.0)	4/13/24	0.2	0.00	0.20
► LJ	44	Lauren MARSHALL	SR	5.42m 17-9½ (0.3)	4/12/24	0.15	0.00	0.15
ELMHURST TFRI Team Total								21.36

89 **DePauw**  **47**
 NCAC LW: 42

Event	NQR	Athlete	Yr	Season Qual. Best	Date	Pl. Pts.	Bonus	TOTAL
Scored bests come from CURRENT qualifying season								
▶ 100H	33	Katie MOORE	JR	14.83w (2.4)	3/16/24	0.55	0.00	0.55
▶ 400m	39	Shelby STALL	FR	57.78	3/30/24	0.275	0.12	0.40
▶ 400H	13	Katie MOORE	JR	1:03.44	3/16/24	8	0.71	8.71
▶ 5000m	23	Sophie PORTER	JR	17:00.49	4/6/24	1.5	0.42	1.92
▶ 10,000m	14	Sophie PORTER	JR	35:36.75	3/29/24	7	0.61	7.61
▶ 4x400	24	Shelby Stall, Annalise Grammel, Liberty Scott, Katie Moore		3:57.30	3/30/24	1	0.22	1.22

90 **Wilmington (Ohio)**  **21**
OAC LW: 69

Event	NQR	Athlete	Yr	Season Qual. Best	Date	Pl. Pts.	Bonus	TOTAL
Scored bests come from CURRENT qualifying season								
▶ 1500m	43	Faith DUNCAN	SO	4:38.69	4/6/24	0.175	0.00	0.18
▶ 5000m	7	Faith DUNCAN	SO	16:34.92	3/29/24	18	2.06	20.06
WILMINGTON (OHIO) TFRI Team Total								20.23

91 **Denison**  **8**
NCAC LW: 83

Event	NOR	Athlete	Yr	Season Qual. Best	Date	Pl. Pts.	Bonus	TOTAL
Scored bests come from CURRENT qualifying season								
▶ 400m	7	Sophia ELLERKMANN	SR	56.30	4/6/24	18	1.23	19.23
▶ 4x400	34	Sophia Ellerkmann, Piper Lee, Anaya Jolivet, Tessa Gerhardt		4:00.79	4/13/24	0.5	0.00	0.50
DENISON TFRI Team Total								19.73



USTFCCA NCAA Division III Outdoor Track & Field National TFRI Team Summary



as of 4/16/24 11:18 AM ET

Only those who score >0.01 pts are shown
D denotes multiple-event rule in affect

WOMEN — 2024 Week #4, April 16

92 Lewis & Clark NWC

▼ 8
LW: 84

Event	NQR	Athlete	Yr	Season Qual. Best	Date	Pl. Pts.	Bonus	TOTAL
Scored bests come from CURRENT qualifying season								
▶ 800m	46	Malia HEIEN	SO	2:15.63	4/13/24	0.1	0.00	0.10
▶ 10,000m	7	Riley BUESE	JR	35:05.73	3/30/24	18	1.28	19.28
▶ 4x400	47	Callow Soto, Malia Heien, Elsie Chin, Macy O'Hara		4:03.34	3/30/24	0.075	0.00	0.08

LEWIS & CLARK TFRI Team Total 19.45

93 Gettysburg Centennial

▼ 13
LW: 80

Event	NQR	Athlete	Yr	Season Qual. Best	Date	Pl. Pts.	Bonus	TOTAL
Scored bests come from CURRENT qualifying season								
▶ JAV	7	Holly FERRARA	SR	41.18m	135-1	4/6/24	18	1.19 19.19

GETTYSBURG TFRI Team Total 19.19

94 Elizabethtown Landmark

▲ 61
LW: 155

Event	NQR	Athlete	Yr	Season Qual. Best	Date	Pl. Pts.	Bonus	TOTAL
Scored bests come from CURRENT qualifying season								
▶ 400m	17	Kelty OASTER	SR	57.06	4/14/24	4.5	0.50	5.00
▶ 800m	13	Kelty OASTER	SR	2:12.05	4/14/24	8	0.81	8.81
▶ JAV	17	Erin MILLER	SR	40.08m	131-6	4/14/24	4.5	0.55 5.05

ELIZABETHTOWN TFRI Team Total 18.86

95 Christopher Newport C2C

▲ 1
LW: 96

Event	NQR	Athlete	Yr	Season Qual. Best	Date	Pl. Pts.	Bonus	TOTAL
Scored bests come from CURRENT qualifying season								
▶ 400H	41	Ellie NUCKOLS	FR	1:05.28	4/13/24	0.225	0.02	0.24
▶ DISC	15	Katherine STEVENS	JR	43.60m	143-1	4/13/24	6	0.45 6.45
▶ HT	12	Katherine STEVENS	JR	52.82m	173-4	3/30/24	9	0.84 9.84

CHRISTOPHER NEWPORT TFRI Team Total 16.53

96 Carnegie Mellon UAA

▼ 14
LW: 82

Event	NQR	Athlete	Yr	Season Qual. Best	Date	Pl. Pts.	Bonus	TOTAL
Scored bests come from CURRENT qualifying season								
▶ 100H	27	Elizabeth BARRE	SR	14.75w (2.4)	3/23/24	0.85	0.14	0.99
▶ 400H	9	Elizabeth BARRE	SR	1:03.03	3/30/24	14	0.97	14.97
▶ 800m	40	Isabella RHEE	SR	2:15.40	4/14/24	0.25	0.00	0.25
▶ PV	45	Jo-Michelle HUCZKO	SR	3.48m	11-5	4/13/24	0.125	0.00 0.13

CARNEGIE MELLON TFRI Team Total 16.33

97 Hardin-Simmons ASC

▼ 8
LW: 89

Event	NQR	Athlete	Yr	Season Qual. Best	Date	Pl. Pts.	Bonus	TOTAL
Scored bests come from CURRENT qualifying season								
▶ 100m	13	Kylah WASHINGTON	FR	12.00w (3.9)	4/13/24	8	0.89	8.89
▶ 200m	48	Nakiah TOLBERT	JR	25.26 (2.0)	4/6/24	0.05	0.00	0.05
▶ 400m	49	Nakiah TOLBERT	JR	58.09	4/6/24	0.025	0.00	0.03
▶ Steeple	15	Kylah HOLLAND	SR	10:52.23	3/30/24	6	0.87	6.87
▶ 4x400	44	Nakiah Tolbert, Kylah Washington, Sophie Hale, Danielle Pena		4:02.54c (4:02.10A)	3/30/24	0.15	0.00	0.15

HARDIN-SIMMONS TFRI Team Total 15.99

98 St. Norbert NACC

▲ 60
LW: 158

Event	NQR	Athlete	Yr	Season Qual. Best	Date	Pl. Pts.	Bonus	TOTAL
Scored bests come from CURRENT qualifying season								
▶ TJ	30	Eden MARANELL	FR	11.53m	37-10 (2.0)	3/15/24	0.7	0.00 0.70
▶ SP	41	Peyton PANKA	SO	12.84m	42-1½	3/30/24	0.225	0.00 0.23
▶ JAV	9	Peyton PANKA	SO	41.01m	134-7	4/13/24	14	1.05 15.05

ST. NORBERT TFRI Team Total 15.98



Only those who score >0.01 pts are shown

D denotes multiple-event rule in affect

WOMEN — 2024 Week #4, April 16

99

Virginia Wesleyan
OPAC

43
LW: 142

Event	NQR	Athlete	Yr	Season Qual. Best	Date	Pl. Pts.	Bonus	TOTAL
Scored bests come from CURRENT qualifying season								
▶ 100m	9	Natashe TATE	FR	11.98w (3.5)	4/13/24	14	1.01	15.01
▶ 4x100	25	Lyric Hoggard, Julia Hathaway, Kennedy Chapman, Natashe Tate		48.24	3/23/24	0.95	0.00	0.95
VIRGINIA WESLEYAN TFRI Team Total								15.96

100

John Carroll
OAC

46
LW: 146

Event	NQR	Athlete	Yr	Season Qual. Best	Date	Pl. Pts.	Bonus	TOTAL
Scored bests come from CURRENT qualifying season								
▶ 100m	9	Genevieve ARNOLD	JR	11.98w (2.7)	4/13/24	14	1.01	15.01
▶ 1500m	35	Claire EBERHARDT	JR	4:36.74	4/13/24	0.45	0.08	0.53
▶ 4x100	46	Genevieve Arnold, Mia Scott, Kaleigh McNamara, Rosie Murray		48.78	4/6/24	0.1	0.00	0.10

101

Mississippi Univ. for Women
SLIAC

LW:

Event	NQR	Athlete	Yr	Season Qual. Best	Date	Pl. Pts.	Bonus	TOTAL
Scored bests come from CURRENT qualifying season								
► TJ	9	Ty/Kerria YOUNG	FR	12.14m	39-10 (0.0)	3/2/24	14	1.21
MISSISSIPPI UNIV. FOR WOMEN TFRI Team Total								15.21

102

Catholic (D.C.)

35
LW: 137

Event	NQR	Athlete	Yr	Season Qual. Best	Date	Pl. Pts.	Bonus	TOTAL
Scored bests come from CURRENT qualifying season								
▶ 400H	20	Clare MARSH	JR	1:04.30	4/14/24	3	0.38	3.38
▶ 400H	30	Brigid BYRNES	FR	1:04.97	4/14/24	0.7	0.13	0.83
▶ 800m	12	Emily MOEHRINGER	JR	2:12.03	4/14/24	9	0.82	9.82
▶ Steeple	26	Kate INGLIS	JR	11:15.51	3/22/24	0.9	0.07	0.97
▶ 4x400	42	Mia McConnell, Clare Marsh, Zoev Brown, Brigid Byrnes		4:02.52	4/6/24	0.2	0.00	0.20

103

Gordon (Mass.)
CCC

1
LW: 104

Event	NQR	Athlete	Yr	Season Qual. Best	Date	Pl. Pts.	Bonus	TOTAL
Scored bests come from CURRENT qualifying season								
► 5000m	26	Rachel BRENNAN	SR	17:03.77	4/14/24	0.9	0.30	1.20
► 10,000m	10	Rachel BRENNAN	SR	35:16.00	3/29/24	12	1.03	13.03

104

Gallaudet
UEC

▼ **28**
LW: 76

Event	NQR	Athlete	Yr	Season Qual. Best	Date	Pl. Pts.	Bonus	TOTAL
Scored bests come from CURRENT qualifying season								
► 100m	34	Oceana BROWN	FR	12.19 (0.1)	4/6/24	0.5	0.12	0.62
► 200m	27	Oceana BROWN	FR	25.05w (3.1)	3/23/24	0.85	0.26	1.11
► HJ	14	Hannah WETZEL	SR	1.65m 5-5	4/12/24	7	0.71	7.71
► LJ	48	Hannah WETZEL	SR	5.41m 17-9 (0.7)	4/6/24	0.05	0.00	0.05
► TJ	19	Hannah WETZEL	SR	11.71m 38-5 (0.1)	3/30/24	3.5	0.30	3.80

105

Union (N.Y.)
Liberty League

▼ 6
LW: 99

Event	NQR	Athlete	Yr	Season Qual. Best	Date	Pl. Pts.	Bonus	TOTAL	
Scored bests come from CURRENT qualifying season									
► HJ	10	Ashley SHELDON	FR	1.67m	5-5¾	4/6/24	12	1.11	13.11
UNION (N.Y.) TFR1 Team Total									13.11



USTFCCA NCAA Division III Outdoor Track & Field

National TFRI Team Summary



as of 4/16/24 11:18 AM ET

Only those who score >0.01 pts are shown
D denotes multiple-event rule in affect

WOMEN — 2024 Week #4, April 16

106 Wheaton (Mass.)
NEWMAC▼ 19
LW: 87

Event	NQR	Athlete	Yr	Season Qual. Best	Date	Pl. Pts.	Bonus	TOTAL
-------	-----	---------	----	-------------------	------	----------	-------	-------

Scored bests come from CURRENT qualifying season

▶ 4x100	10	Savanna Vargas, Schyler Wyse, Amanda Castaldi, Michaina Loriston		47.49	3/16/24	12	1.08	13.08
---------	----	--	--	-------	---------	----	------	-------

WHEATON (MASS.) TFRI Team Total 13.08

107 Marietta
OAC▲ 79
LW: 186

Event	NQR	Athlete	Yr	Season Qual. Best	Date	Pl. Pts.	Bonus	TOTAL
-------	-----	---------	----	-------------------	------	----------	-------	-------

Scored bests come from CURRENT qualifying season

▶ PV	10	Emily THOMPSON	SO	3.76m	12-4	4/13/24	12	0.96	12.96
▶ TJ	46	Emma FEHRMAN	JR	11.22m	36-9¾ (0.0)	4/13/24	0.1	0.00	0.10

MARIETTA TFRI Team Total 13.06

108 Monmouth (Ill.)
MWC▼ 18
LW: 90

Event	NQR	Athlete	Yr	Season Qual. Best	Date	Pl. Pts.	Bonus	TOTAL
-------	-----	---------	----	-------------------	------	----------	-------	-------

Scored bests come from CURRENT qualifying season

▶ SP	16	Maddie BOLEY	JR	13.42m	44-½	3/28/24	5	0.50	5.50
▶ DISC	14	Maddie BOLEY	JR	43.67m	143-3	4/6/24	7	0.48	7.48

MONMOUTH (ILL.) TFRI Team Total 12.97

109 East Texas Baptist
ASC▼ 21
LW: 88

Event	NQR	Athlete	Yr	Season Qual. Best	Date	Pl. Pts.	Bonus	TOTAL
-------	-----	---------	----	-------------------	------	----------	-------	-------

Scored bests come from CURRENT qualifying season

▶ Steeple	33	Phoebe DUNHAM	SO	11:20.24		4/13/24	0.55	0.00	0.55
▶ DISC	40	Graycee MOSLEY	SO	41.52m	136-3	4/13/24	0.25	0.00	0.25
▶ JAV	11	Neelie SCHIEL	SO	40.78m	133-10	3/3/24	10	0.86	10.86

EAST TEXAS BAPTIST TFRI Team Total 11.66

110 Shenandoah
ODAC▼ 25
LW: 85

Event	NQR	Athlete	Yr	Season Qual. Best	Date	Pl. Pts.	Bonus	TOTAL
-------	-----	---------	----	-------------------	------	----------	-------	-------

Scored bests come from CURRENT qualifying season

▶ 400m	28	Kaitlyn RUIZ	FR	57.54		3/16/24	0.8	0.25	1.05
▶ HJ	14	Katya HOOVER	JR	1.65m	5-5	4/6/24	7	0.71	7.71
▶ HT	26	Kiara FELSTON	SR	50.47m	165-7	4/13/24	0.9	0.11	1.01
▶ JAV	23	Katya HOOVER	JR	39.26m	128-10	3/16/24	1.5	0.21	1.71

SHENANDOAH TFRI Team Total 11.47

111 St. John Fisher
Empire 8▼ 5
LW: 106

Event	NQR	Athlete	Yr	Season Qual. Best	Date	Pl. Pts.	Bonus	TOTAL
-------	-----	---------	----	-------------------	------	----------	-------	-------

Scored bests come from CURRENT qualifying season

▶ SP	40	Makenna KING	SR	12.85m	42-2	4/13/24	0.25	0.00	0.25
▶ DISC	11	Makenna KING	SR	44.17m	144-11	3/29/24	10	0.65	10.65

ST. JOHN FISHER TFRI Team Total 10.90

112 Coast Guard
NEWMAC▼ 17
LW: 95

Event	NQR	Athlete	Yr	Season Qual. Best	Date	Pl. Pts.	Bonus	TOTAL
-------	-----	---------	----	-------------------	------	----------	-------	-------

Scored bests come from CURRENT qualifying season

▶ 1500m	49	Sidney TRIEPKE	JR	4:40.05		3/30/24	0.025	0.00	0.03
▶ 5000m	15	Paige PHILLIPS	SR	16:54.04		4/13/24	6	0.67	6.67
▶ 10,000m	47	Lauren MELLON	SO	37:25.52		4/13/24	0.075	0.00	0.08
▶ HJ	24	Allie WILDSMITH	SO	1.62m	5-3¾	4/6/24	1	0.25	1.25
▶ PV	32	Madison GARRIGUS	SR	3.55m	11-7¾	4/13/24	0.6	0.00	0.60
▶ LJ	23	Kaylee WRIGHT	SO	5.57mw	18-3¼ (3.7)	4/6/24	1.5	0.30	1.80

COAST GUARD TFRI Team Total 10.41

113 Illinois Tech
NACC▼ 6
LW: 107

Event	NQR	Athlete	Yr	Season Qual. Best	Date	Pl. Pts.	Bonus	TOTAL
-------	-----	---------	----	-------------------	------	----------	-------	-------

Scored bests come from CURRENT qualifying season

▶ HJ	12	Olivia JAMESON	SO	1.66m	5-5¼	3/29/24	9	0.86	9.86
------	----	----------------	----	-------	------	---------	---	------	------

ILLINOIS TECH TFRI Team Total 9.86



Only those who score >0.01 pts are shown

D denotes multiple-event rule in affect

114 **Wooster**  **4**
NCAC LW: 110

115 **Stockton**  **11**
NJAC LW: 126

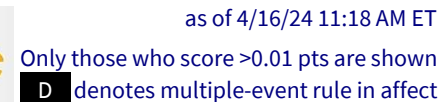
116 **Roanoke**  **13**
 ODAC LW: 103

117 **Widener**  **7**
MAC LW: 124

118 **UMass Boston**  **17**
 Little East LW: 135

119 **Salisbury** ▼ **22**
C2C LW: 97

Event	NQR	Athlete	Yr	Season Qual. Best	Date	Pl. Pts.	Bonus	TOTAL
Scored bests come from CURRENT qualifying season								
► 10,000m	48	Anna BODMER	FR	37:31.90	3/16/24	0.05	0.00	0.05
► LJ	13	Mia HILL	SO	5.64mw 18-6 (2.7)	4/5/24	8	0.69	8.69
SALISBURY TFRI Team Total								8.74



WOMEN — 2024 Week #4, April 16

127 Buena Vista
American Rivers

▼ 15
LW: 112

Event	NQR	Athlete	Yr	Season Qual. Best	Date	Pl. Pts.	Bonus	TOTAL
Scored bests come from CURRENT qualifying season								
► HT	15	Anna FRIEDRICHSEN	SR	51.92m	170-4	4/6/24	6 0.56	6.56
BUENA VISTA TFRI Team Total								6.56

128 **Ithaca**
Liberty League

▼ 19
LW: 109

Event	NQR	Athlete	Yr	Season Qual. Best	Date	Pl. Pts.	Bonus	TOTAL	
Scored bests come from CURRENT qualifying season									
▶ 100H	37	Laura SUPPA	SO	14.88	(1.5)	3/23/24	0.35	0.00	0.35
▶ HJ	19	Madeleine WRIGHT	FR	1.63m	5-4¼	4/7/24	3.5	0.40	3.90
▶ PV	42	Erin EASTWOOD	SO	3.50m	11-5¼	4/7/24	0.2	0.00	0.20
▶ JAV	29	Lily SEYFERT	SO	38.93m	127-9	3/23/24	0.75	0.07	0.82
▶ HEPT	30	Cecelia LABONTE	SO	3,844		4/12/24	0.7	0.00	0.70
▶ HEPT	50	Madeleine WRIGHT	FR	3,422		4/12/24	0.01	0.00	0.01
ITHACA TFRI Team Total								5.98	

129 **Hamline**
MIAC

25
LW: 154

Event	NQR	Athlete	Yr	Season Qual. Best	Date	Pl. Pts.	Bonus	TOTAL	
Scored bests come from CURRENT qualifying season									
► SP	17	Molly MEYERS	SR	13.34m	43-9¼	4/13/24	4.5	0.40	4.90
► HT	35	Lexi BRAINER	JR	48.83m	160-3	4/13/24	0.45	0.00	0.45
► HT	37	Madison REED	JR	48.73m	159-11	4/6/24	0.35	0.00	0.35
HAMLINE TFRI Team Total									5.70

130 Southern Maine

unch
LW: 130

Event	NQR	Athlete	Yr	Season Qual. Best	Date	Pl. Pts.	Bonus	TOTAL
Scored bests come from CURRENT qualifying season								
▶ 100H	41	Kiana GOLDBERG	FR	14.95w (2.5)	4/6/24	0.225	0.00	0.23
▶ HJ	19	Olivia JALBERT	SR	1.63m 5-4¼	4/13/24	3.5	0.40	3.90
▶ SP	32	Zoe BARNES	JR	12.98m 42-7	4/6/24	0.6	0.00	0.60
▶ DISC	26	Zoe BARNES	JR	42.45m 139-3	3/30/24	0.9	0.05	0.95
SOUTHERN MAINE TFRI Team Total								5.67

131 Southwestern (Texas) SCAC

9
LW: 140

Event	NQR	Athlete	Yr	Season Qual. Best	Date	Pl. Pts.	Bonus	TOTAL
Scored bests come from CURRENT qualifying season								
▶ 400H	16	Arden NEFF	JR	1:03.60	4/13/24	5	0.65	5.65
▶ 1500m	50	Breanna STEELE	SO	4:40.06	4/13/24	0.01	0.00	0.01
SOUTHWESTERN (TEXAS) TFRI Team Total								5.66

132 **Willamette**
NWC

▼ 32
LW: 100

Event	NQR	Athlete	Yr	Season Qual.	Best	Date	Pl.	Pts.	Bonus	TOTAL
Scored bests come from CURRENT qualifying season										
► HJ	24	Erica SNYDER	SO	1.62m	5-3¾	3/16/24	1	0.25		1.25
► HJ	24	Whitley STEPP	SO	1.62m	5-3¾	3/16/24	1	0.25		1.25
► HT	44	Tenley GRANT	JR	48.37m	158-9	4/6/24	0.15	0.00		0.15
► JAV	22	Kaiona APIO	SR	39.29m	128-11	3/21/24	2	0.22		2.22
► HEPT	49	Erica SNYDER	SO	3,426		4/9/24	0.025	0.00		0.03
WILLAMETTE TFRI Team Total										4.89

133 Nazareth
Empire 8

▼ **12**
LW: 121

Event	NQR	Athlete	Yr	Season Qual.	Best	Date	Pl.	Pts.	Bonus	TOTAL
Scored bests come from CURRENT qualifying season										
► TJ	44	Isabella HEATH	SR	11.27m	36-11¾ (1.2)	3/29/24	0.15	0.00		0.15
► HT	18	Lea RICHARD	SR	51.37m	168-7	4/7/24	4	0.39		4.39
► HEPT	39	Samantha LUBA	SO	3,633		4/13/24	0.275	0.00		0.28
NAZARETH TFRI Team Total										4.81



Only those who score >0.01 pts are shown

D denotes multiple-event rule in affect

WOMEN — 2024 Week #4, April 16

134 Pacific (Ore.)
NWC

▼ 43
LW: 91

135 **RPI**  **51**
 Liberty League LW: 186

136

Wittenberg

NCAC

▼

14

LW: 122

Event	NQR	Athlete	Yr	Season Qual. Best	Date	Pl. Pts.	Bonus	TOTAL
Scored bests come from CURRENT qualifying season								
▶ 100m	47	Meghan FRAZIER	JR	12.25w (3.0)	4/13/24	0.075	0.00	0.08
▶ 400m	22	Meghan FRAZIER	JR	57.33	4/6/24	2	0.36	2.36
▶ 10,000m	38	Emma HAWK	SO	36:58.51	3/29/24	0.3	0.00	0.30
▶ 4x100	41	Zora Shakhhan, Jenna Delp, Lindsey Magoteaux, Haleigh Willison		48.64	3/30/24	0.225	0.00	0.23
▶ 4x400	35	Abigail Danne, DeYanna Champion, Tymeerah De'Armond, Delaney Tackett		4:01.01	4/13/24	0.45	0.00	0.45
▶ HJ	39	Julissa WILLIAMS	JR	1.60m 5-3	4/13/24	0.275	0.00	0.28
▶ PV	29	Tiffany HIX	SO	3.60m 11-9½	4/13/24	0.75	0.00	0.75
WITTENBERG TFRI Team Total								4.43

137 Pomona-Pitzer SCJAC

▼ 35
LW: 102

138 **Hollins**  **60**
 ODAC | W: 198

Event	NOR	Athlete	Yr	Season Qual. Best	Date	Pl. Pts.	Bonus	TOTAL
Scored bests come from CURRENT qualifying season								
► TJ	19	Ayeshia WATSON	FR	11.71m 38-5 (2.0)	3/22/24	3.5	0.30	3.80
HOLLINS TFR1 Team Total								3.80

139 **Brandeis**
UAA

▼ **31**
LW: 108

Event	NQR	Athlete	Yr	Season Qual. Best	Date	Pl. Pts.	Bonus	TOTAL	
Scored bests come from CURRENT qualifying season									
► PV	21	Smiley HUYNH	JR	3.65m	11-11¾	4/7/24	2.5	0.29	2.79
► TJ	26	Shaniece NUGENT	SO	11.60m	38-¾ (1.2)	4/7/24	0.9	0.11	1.01
BRANDEIS TFRI Team Total									3.80



Only those who score >0.01 pts are shown

D denotes multiple-event rule in affect

140 **SUNY Oneonta**  **27**
SUNYAC LW: 113

[illegible][illegible]

143	Bethany (W.Va.)		4
PAC		LW: 147	

Event	NQR	Athlete	Yr	Season Qual.	Best	Date	Pl. Pts.	Bonus	TOTAL
Scored bests come from CURRENT qualifying season									
► JAV	20	Grace TICE	SR	39.44m	129-5	4/13/24	3	0.29	3.29
BETHANY (W.VA.) TFRI Team Total									3.29

144


North Park

CCIW

▲ 17

LW: 161

Event	NQR	Athlete	Yr	Season Qual. Best	Date	Pl. Pts.	Bonus	TOTAL
Scored bests come from CURRENT qualifying season								
▶ 100H	30	Thea RING	SO	14.81 (1.5)	4/13/24	0.7	0.03	0.73
▶ 200m	29	Thea RING	SO	25.06 (1.0)	4/13/24	0.75	0.24	0.99
▶ 4x100	23	Riana Hayes, Meja Lindberg, Thea Ring, Julia Klein		48.12	4/13/24	1.5	0.06	1.56
NORTH PARK TFRI Team Total								3.29

145 **MSOE**
NACC  **25**
LW: 170

Event	NQR	Athlete	Yr	Season Qual. Best	Date	Pl. Pts.	Bonus	TOTAL
Scored bests come from CURRENT qualifying season								
► SP	21	Jessa ALDERMAN	SO	13.23m 43-5	4/12/24	2.5	0.27	2.77
► DISC	35	Jessa ALDERMAN	SO	41.71m 136-10	4/12/24	0.45	0.00	0.45
MSOE TFRI Team Total								3.22

146

Puget Sound

NWC

▼

26

LW: 120

Event	NQR	Athlete	Yr	Season Qual. Best	Date	Pl. Pts.	Bonus	TOTAL
Scored bests come from CURRENT qualifying season								
► 100m	41	Kyrstin WILSON	SO	12.22 (0.3)	4/13/24	0.225	0.03	0.26
► 200m	33	Kyrstin WILSON	SO	25.14 (0.0)	3/8/24	0.55	0.11	0.66
► 200m	41	Jackilyn LEWIS	SR	25.21w (2.6)	3/30/24	0.225	0.00	0.23
► 400m	35	Elizabeth BEISWANGER	FR	57.72	3/23/24	0.45	0.15	0.60
► 400m	50	Jackilyn LEWIS	SR	58.11	3/8/24	0.01	0.00	0.01
► 4x400	25	Jackilyn Lewis, Kyrstin Wilson, Erin Schmidlin, Elizabeth Beiswanger		3:57.57	3/8/24	0.95	0.17	1.12
PUGET SOUND TFRI Team Total								2.89



Only those who score >0.01 pts are shown

D denotes multiple-event rule in affect

WOMEN — 2024 Week #4, April 16

147 LeTourneau
ASC

13
LW: 160

Event	NQR	Athlete	Yr	Season Qual. Best	Date	Pl. Pts.	Bonus	TOTAL
Scored bests come from CURRENT qualifying season								
▶ 400H	40	Ellie MARSH	JR	1:05.27	3/23/24	0.25	0.02	0.27
▶ HEPT	22	Victoria WILSON	SO	4,140	4/13/24	2	0.38	2.38
LETOURNEAU TFRI Team Total								2.65

148 **Wesleyan (Conn.)**
NESCAC

▼ 19
LW: 129

Event	NQR	Athlete	Yr	Season Qual. Best	Date	Pl. Pts.	Bonus	TOTAL
Scored bests come from CURRENT qualifying season								
► 10,000m	22	Stephanie AGER	SO	35:57.22	3/23/24	2	0.37	2.37
WESLEYAN (CONN.) TFRI Team Total								2.37

149 Illinois College
MWC

▼ 8
LW: 141

Event	NQR	Athlete	Yr	Season Qual. Best	Date	Pl. Pts.	Bonus	TOTAL	
Scored bests come from CURRENT qualifying season									
► 4x100	24	Mattie Brown, Brooke Oakley, Haley Garrett, Deja Anderson		48.14	4/13/24	1	0.04	1.04	
► LJ	25	Deja ANDERSON	FR	5.55m	18-2½ (0.0)	3/29/24	0.95	0.21	1.16
ILLINOIS COLLEGE TFRI Team Total								2.20	

150 **UC Santa Cruz**
C2C

▼ 7
LW: 143

Event	NQR	Athlete	Yr	Season Qual. Best	Date	Pl. Pts.	Bonus	TOTAL
Scored bests come from CURRENT qualifying season								
▶ Steeple	37	Kenzie SEYMOUR	FR	11:22.45	4/13/24	0.35	0.00	0.35
▶ 5000m	24	Helena JANKU	SO	17:01.71	4/13/24	1	0.38	1.38
▶ 5000m	40	Riley MARTEL-PHILLIPS	SR	17:15.94	4/13/24	0.25	0.00	0.25
UC SANTA CRUZ TFR1 Team Total								1.98

151 Rhode Island College
Little East

▼ 7
LW: 144

Event	NQR	Athlete	Yr	Season Qual. Best	Date	Pl. Pts.	Bonus	TOTAL
Scored bests come from CURRENT qualifying season								
► 200m	30	Trinity HAYES	JR	25.07cuw(25.71u) (2.4)	4/6/24	0.7	0.22	0.92
► 10,000m	43	Haley OLIVER	SO	37:04.83	3/30/24	0.175	0.00	0.18
► JAV	28	Bethanie JEAN PHILIPPE	FR	38.94m 127-9	4/13/24	0.8	0.08	0.88
RHODE ISLAND COLLEGE TFRI Team Total								1.98

152 Westminster (Mo.)
SLIAC

1
LW: 153

Event	NQR	Athlete	Yr	Season Qual. Best	Date	Pl. Pts.	Bonus	TOTAL
Scored bests come from CURRENT qualifying season								
▶ 100m	50	Kalie STRAYHORN	FR	12.26 (2.0)	4/6/24	0.01	0.00	0.01
▶ 200m	23	Kalie STRAYHORN	FR	24.96 (0.1)	4/12/24	1.5	0.40	1.90
WESTMINSTER (MO.) TFR1 Team Total								1.91

153 Rutgers-Newark
NJAC

42
LW: 195

Event	NQR	Athlete	Yr	Season Qual. Best	Date	Pl. Pts.	Bonus	TOTAL
Scored bests come from CURRENT qualifying season								
▶ 200m	46	Zrreyah MOORE	SR	25.25w (2.8)	4/13/24	0.1	0.00	0.10
▶ 400m	26	Zrreyah MOORE	SR	57.49	4/13/24	0.9	0.27	1.17
▶ 4x100	32	#Type!		48.47	4/13/24	0.6	0.00	0.60
RUTGERS-NEWARK TFRI Team Total								1.87

154 Pacific Lutheran
NWC

39
LW: 193

Event	NOR	Athlete	Yr	Season Qual. Best	Date	Pl. Pts.	Bonus	TOTAL	
Scored bests come from CURRENT qualifying season									
► SP	23	Georjina SOLIAI	JR	13.18m	43-3	4/13/24	1.5	0.21	1.71
PACIFIC LUTHERAN TFRI Team Total									1.71



Only those who score >0.01 pts are shown

D denotes multiple-event rule in affect

WOMEN — 2024 Week #4, April 16

155

Drew Landmark

▼ 32
LW: 123

Event	NQR	Athlete	Yr	Season Qual. Best	Date	Pl. Pts.	Bonus	TOTAL	
Scored bests come from CURRENT qualifying season									
► HJ	24	Melina CHRISTODOULOU	SR	1.62m	5-3¾	3/30/24	1	0.25	1.25
► LJ	37	Sage HENDERSHOT	FR	5.46m	17-11 (0.1)	3/30/24	0.35	0.00	0.35
DREW TFRI Team Total									1.60

156

Millikin
CCIW

 **8**
LW: 164

Event	NQR	Athlete	Yr	Season Qual. Best	Date	Pl. Pts.	Bonus	TOTAL
Scored bests come from CURRENT qualifying season								
▶ 1500m	41	Alyssa RUIZ	SR	4:38.46	4/6/24	0.225	0.00	0.23
▶ LJ	25	Itzel GARCIA	JR	5.55m	18-2½ (0.0)	3/29/24	0.95	0.21
MILLIKIN TFRI Team Total								1.38

157

Fitchburg State
MASCAC

▼ **19**
LW: 138

Event	NQR	Athlete	Yr	Season Qual. Best	Date	Pl. Pts.	Bonus	TOTAL
Scored bests come from CURRENT qualifying season								
► HJ	24	Makany CAMARA	JR	1.62m	5-3¾	3/30/24	1 0.25	1.25
FITCHBURG STATE TFRI Team Total								1.25

158

Rose-Hulman
HCAC

 **40**
LW: 198

Event	NQR	Athlete	Yr	Season Qual. Best	Date	Pl. Pts.	Bonus	TOTAL
Scored bests come from CURRENT qualifying season								
► TJ	24	Rofiat ADEYEMI	SR	11.65mw 38-2¾ (2.1)	3/30/24	1	0.20	1.20
ROSE-HULMAN TFRI Team Total								1.20

159

Washington & Jefferson
PAC

▼ **34**
LW: 125

Event	NQR	Athlete	Yr	Season Qual. Best	Date	Pl. Pts.	Bonus	TOTAL
Scored bests come from CURRENT qualifying season								
▶ 400H	31	Jadyn HARTNER	SR	1:05.02	4/13/24	0.65	0.11	0.76
▶ HEPT	36	Jadyn HARTNER	SR	3,700	3/30/24	0.4	0.00	0.40
WASHINGTON & JEFFERSON TFRI Team Total								1.16

160

Fredonia
SUNYAC

9
LW: 169

Event	NQR	Athlete	Yr	Season Qual. Best	Date	Pl. Pts.	Bonus	TOTAL	
Scored bests come from CURRENT qualifying season									
► PV	25	Cara PELLECHIA	SO	3.63m	11-10¾	4/13/24	0.95	0.16	1.11
FREDONIA TFR1 Team Total									1.11

161

Transylvania

▼ 25
LW: 136

Event	NOR	Athlete	Yr	Season Qual. Best	Date	Pl. Pts.	Bonus	TOTAL	
Scored bests come from CURRENT qualifying season									
► 200m	27	Olivia SPARKS	FR	25.05	(1.9)	3/30/24	0.85	0.26	1.11
TRANSYLVANIA TFR! Team Total									1.11

162

Saint Mary's (Minn.)

▼ **3**
LW: 159

Event	NQR	Athlete	Yr	Season Qual. Best	Date	Pl. Pts.	Bonus	TOTAL
Scored bests come from CURRENT qualifying season								
► HT	25	Samantha KUBES	SR	50.51m 165-9	4/13/24	0.95	0.12	1.07
SAINT MARY'S (MINN.) TFR! Team Total								1.07

163

Wellesley
NEWMAC

LW:

Event	NQR	Athlete	Yr	Season Qual. Best	Date	Pl. Pts.	Bonus	TOTAL
Scored bests come from CURRENT qualifying season								
► Steeple	35	Ella WHINNEY	SO	11:21.61	4/13/24	0.45	0.00	0.45
► JAV	32	Emily DOYLE	SR	38.76m 127-2	4/13/24	0.6	0.00	0.60
WELLESLEY TFR1 Team Total								1.05




Only those who score >0.01 pts are shown

D denotes multiple-event rule in affect

WOMEN — 2024 Week #4, April 16

164 **Swarthmore**
Centennial

▼ 47
LW: 117

165 **Bridgewater (Va.)**  **20**
ODAC LW: 145

Event	NQR	Athlete	Yr	Season Qual. Best	Date	Pl. Pts.	Bonus	TOTAL
Scored bests come from CURRENT qualifying season								
▶ Steeple	40	Emily SMEDS	JR	11:24.29	3/23/24	0.25	0.00	0.25
▶ 10,000m	39	Emily SMEDS	JR	37:00.00	4/14/24	0.275	0.00	0.28
▶ SP	34	Abby MIKOLAY	FR	12.91m	4/6/24	0.5	0.00	0.50
BRIDGEWATER (VA.) TFRI Team Total								1.03

166 **Oglethorpe**
SAA

▼ 39
LW: 127

Event	NOR	Athlete	Yr	Season Qual. Best	Date	Pl. Pts.	Bonus	TOTAL
Scored bests come from CURRENT qualifying season								
▶ 100m	47	Aubrey GUYDEN	SO	12.25w (2.7)	4/13/24	0.075	0.00	0.08
▶ TJ	28	Malia MELTON	SO	11.58m 38-0 (-0.4)	3/15/24	0.8	0.08	0.88
OGLETHORPE TFRI Team Total								0.95

167 **St. Olaf**
MIAC

▼ **28**
LW: 139

Event	NOR	Athlete	Yr	Season Qual. Best	Date	Pl. Pts.	Bonus	TOTAL
Scored bests come from CURRENT qualifying season								
▶ 5000m	33	Lauren WALDA	SO	17:12.06	4/13/24	0.55	0.00	0.55
▶ 5000m	50	Alison BODE	JR	17:22.79	4/13/24	0.01	0.00	0.01
▶ HJ	39	Mara LARSON	FR	1.60m	5-3 4/6/24	0.275	0.00	0.28
ST. OLAF TFRI Team Total								0.84

168 **Goucher**
Landmark

LW:

169 **Alvernia**
MAC

Event	NQR	Athlete	Yr	Season Qual. Best	Date	Pl.	Pts.	Bonus	TOTAL
Scored bests come from CURRENT qualifying season									
► 10,000m	29	Cera GASTON	SR	36:33.10	4/14/24		0.75	0.00	0.75
ALVERNIA TFR1 Team Total									0.75

169 Saint Joseph's (Maine)

LW:

Event	NQR	Athlete	Yr	Season Qual. Best	Date	Pl. Pts.	Bonus	TOTAL
Scored bests come from CURRENT qualifying season								
► HEPT	29	Brooklyn GOFF	SR	3,872	4/13/24	0.75	0.00	0.75
SAINT JOSEPH'S (MAINE) TFR1 Team Total								0.75

171 **Northwestern-St. Paul**
UMAC

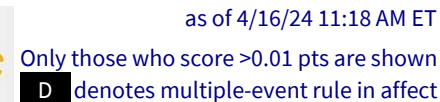
LW:

Event	NQR	Athlete	Yr	Season Qual. Best	Date	Pl. Pts.	Bonus	TOTAL
Scored bests come from CURRENT qualifying season								
► JAV	30	Emily ASHTON	SO	38.87m	127-7	4/13/24	0.7	0.05
NORTHWESTERN-ST. PAUL TFR1 Team Total								0.75

172 Allegheny (Pa.)
PAC

▲ 18
LW: 190

Event	NOR	Athlete	Yr	Season Qual. Best	Date	Pl. Pts.	Bonus	TOTAL
Scored bests come from CURRENT qualifying season								
► Steeple	34	Marrin CRIST	JR	11:20.59	4/14/24	0.5	0.00	0.50
► HT	41	Laila DAVIS	JR	48.59m	159-5 4/14/24	0.225	0.00	0.23
ALLEGHENY (PA.) TFR! Team Total								0.73



WOMEN — 2024 Week #4, April 16

173 Lyon (Ark.)
SLIAC

LW:

Scored bests come from CURRENT qualifying season

LYON (ARK.) TFR! Team Total	0.65
------------------------------------	-------------

174 Concordia Moorhead

LW: 152

Scored bests come from CURRENT qualifying season

▶ JAV	38	Genevieve GRUBA	FR	38.55m	126-6	4/6/24	0.3	0.00	0.30
-------	----	-----------------	----	--------	-------	--------	-----	------	------

CONCORDIA MOORHEAD TFRI Team Total 0.65

175 UW-Stevens Point

LW: 151

Scored bests come from CURRENT qualifying season

UW-STEVENS POINT TERI Team Total	0.65
---	-------------

176 Rutgers-Camden
NJAC

LW:

Scored bests come from CURRENT qualifying season

RUTGERS CAMDEN TEBL Team Total		0.60
---------------------------------------	--	-------------

RUTGERS-CAMDEN TFRI Team Total 0.60

176 **Smith**
NEWMAC

LW: 148

Scored bests come from CURRENT qualifying season

SMITH TFR! Team Total	0.60
------------------------------	-------------

SMITH TFRI Team Total 0.60

178 **Marymount (Va.)**
AEC

 **20**
LW: 198

Scored bests come from CURRENT qualifying season

▶ 400H	42	Deziree CONKLIN	JR 1:05.29	4/14/24	0.2	0.01	0.21
--------	----	-----------------	------------	---------	-----	------	------

MARYMOUNT (VA.) TFR1 Team Total	0.56
--	-------------

179 Muhlenberg
Centennial

▼ 2
LW: 177

Scored bests come from CURRENT qualifying season

▶ HI	39	Avery MCN III TV	SO	1.60m	5-3	4/13/24	0.275	0.00	0.28
------	----	------------------	----	-------	-----	---------	-------	------	------

MUHLENBERG TERI Team Total 0.53

180 **Texas Lutheran**
SCAC

▼ 13
LW: 167

Scored bests come from CURRENT qualifying season

Leilani Lopez, Trinity Murdock

TEXAS LUTHERAN TFR1 Team Total	0.50
---------------------------------------	-------------

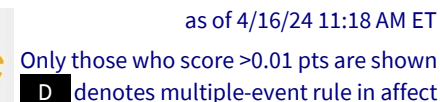
181 **Wheaton (Ill.)**
CCIW

▼ 15
LW: 166

Scored bests come from CURRENT qualifying season

WHEATON (ILL.) TFR1 Team Total		0.49
---------------------------------------	--	-------------

WHEATON (ILL.) TFRI Team Total 0.49



182 **Babson**  **26**
NEWMAC LW: 156

183

Kenyon

NCAC

▼

52

LW: 131

184 **Concordia Wisconsin**  **21**
NACC LW: 163

185 **Mary Washington**  **3**
C2C LW: 182

186 **Piedmont**
CCS LW:

187

Cal Lutheran

SCJAC

▼

14

LW: 173

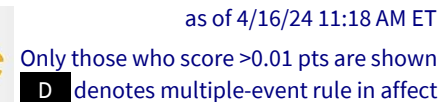
187 **Grove City**
PAC LW:

187 **Wisconsin Lutheran** ▼ **15**
NACC LW: 172

190 Berea (Ky.)  **40**
CCS LW: 150

190 **Oberlin**  **22**
NCAC LW: 168

Event	NQR	Athlete	Yr	Season Qual. Best	Date	Pl. Pts.	Bonus	TOTAL
Scored bests come from CURRENT qualifying season								
► Steeple	41	Eliza MEDEARIS	SR	11:25.38	4/14/24	0.225	0.00	0.23
OBERLIN TFRI Team Total								0.23



WOMEN — 2024 Week #4, April 16

192 **Colby-Sawyer**
GNAC

▼ **14**
LW: 178

Event	NQR	Athlete	Yr	Season Qual. Best	Date	Pl. Pts.	Bonus	TOTAL
Scored bests come from CURRENT qualifying season								
► 400m	43	Ashley KELEHER	SR	57.93	4/13/24	0.175	0.05	0.22
COLBY-SAWYER TFRI Team Total								0.22

193 **Adrian**
MIAA

LW:

Event	NQR	Athlete	Yr	Season Qual. Best	Date	Pl. Pts.	Bonus	TOTAL
Scored bests come from CURRENT qualifying season								
► 800m	42	Emme KOUTZ	SR	2:15.44	4/13/24	0.2	0.00	0.20
ADRIAN TFR1 Team Total								0.20

193 Eastern Connecticut State

LW:

Event	NQR	Athlete	Yr	Season Qual. Best	Date	Pl. Pts.	Bonus	TOTAL
Scored bests come from CURRENT qualifying season								
► PV	42	Natasha FRISCH	SO	3.50m	11-5%	4/13/24	0.2	0.00
EASTERN CONNECTICUT STATE TFRI Team Total								0.20

193 Emmanuel (Mass.)
GNAC

36
LW: 157

Event	NQR	Athlete	Yr	Season Qual. Best	Date	Pl. Pts.	Bonus	TOTAL
Scored bests come from CURRENT qualifying season								
► TJ	42	Desiree ROBINSON	JR	11.31m	37-1¼ (0.9)	3/30/24	0.2	0.00
EMMANUEL (MASS.) TFRI Team Total								0.20

193 St. Thomas (Texas) SCAC

32
LW: 161

Event	NQR	Athlete	Yr	Season Qual. Best	Date	Pl. Pts.	Bonus	TOTAL
Scored bests come from CURRENT qualifying season								
► 4x100	42	Trinity Provost, Peyton Walton, Sophia Delgado, Ny'Cierra Hinton		48.66	4/6/24	0.2	0.00	0.20
ST. THOMAS (TEXAS) TFR1 Team Total								0.20

197 **Mount St. Joseph**
HCAC

▼ 19
LW: 178

Event	NQR	Athlete	Yr	Season Qual. Best	Date	Pl. Pts.	Bonus	TOTAL
Scored bests come from CURRENT qualifying season								
► JAV	44	Madalyn HUDNALL	SO	37.72m	123-9	3/30/24	0.15	0.00
► JAV	50	Jill WILHELM	SO	37.47m	122-11	3/30/24	0.01	0.00
MOUNT ST. JOSEPH TFRI Team Total								0.16

198 Grinnell
MWC

▼ 33
LW: 165

Event	NQR	Athlete	Yr	Season Qual. Best	Date	Pl. Pts.	Bonus	TOTAL
Scored bests come from CURRENT qualifying season								
► 100m	45	Eva CARCHIDI	SR	12.24w (2.3)	4/6/24	0.125	0.00	0.13
GRINNELL TFR! Team Total								0.13

199 **Augsburg**
MIAC

▼ 28
LW: 171

Event	NOR	Athlete	Yr	Season Qual. Best	Date	Pl. Pts.	Bonus	TOTAL
Scored bests come from CURRENT qualifying season								
► 400m	46	Allison HOOKOM	SO	58.03	3/16/24	0.1	0.00	0.10
AUGSBURG TFR1 Team Total								0.10

199 **Mount Holyoke**
NEWMAC

LW:

Event	NQR	Athlete	Yr	Season Qual. Best	Date	Pl. Pts.	Bonus	TOTAL
Scored bests come from CURRENT qualifying season								
► Steeple	46	Tessa LANCASTER	JR	11:28.27	4/12/24	0.1	0.00	0.10
MOUNT HOLYOKE TFR1 Team Total								0.10

201 **Crown**
UMAC

▼ 15
LW: 186

Event	NQR	Athlete	Yr	Season Qual. Best	Date	Pl. Pts.	Bonus	TOTAL
Scored bests come from CURRENT qualifying season								
► 400H	47	Brayli REIMER	FR	1:05.44	4/13/24	0.075	0.00	0.08
CROWN TFR! Team Total								0.08

WOMEN — 2024 Week #4, April 16

202

Concordia Chicago

NACC

unch

LW: 202

Event	NOR	Athlete	Yr	Season Qual. Best	Date	Pt. Pts.	Bonus	TOTAL
-------	-----	---------	----	-------------------	------	----------	-------	-------

Scored bests come from CURRENT qualifying season

► HT	50	Gabrielle HARDING	SR	48.00m	157-6	4/13/24	0.01	0.00	0.01
------	----	-------------------	----	--------	-------	---------	------	------	------

CONCORDIA CHICAGO TFRI Team Total

0.01

202

Hendrix

SAA

13

LW: 189

Event	NOR	Athlete	Yr	Season Qual. Best	Date	Pl. Pts.	Bonus	TOTAL
-------	-----	---------	----	-------------------	------	----------	-------	-------

Scored bests come from CURRENT qualifying season

▶ DISC	50	Alivia ALLEN	SR	40.83m	134-0	4/7/24	0.01	0.00	0.01
--------	----	--------------	----	--------	-------	--------	------	------	------

HENDRIX TFRI Team Total

0.01