



USTFCCA NCAA Division III Indoor Track & Field National TFRI Team Summary



as of 1/28/25 7:45 AM ET

Only those who score >0.01 pts are shown
D denotes multiple-event rule in affect

MEN — 2025 Week #1, January 28

1

UW-Oshkosh WIAC

▲ 2
LW: 3

| Event | NQR | Athlete | Yr | Season Qual. Best | Date | Pl. Pts. | Bonus | TOTAL |
|--|-----|--------------------|----|---------------------|---------|----------|-------|-------|
| Scored bests come from CURRENT qualifying season | | | | | | | | |
| ▶ 60m | 2 | Davian WILLEMS | JR | 6.73 | 1/25/25 | 18 | 1.86 | 19.86 |
| ▶ 60m | 3 | Londyn LITTLE | SR | 6.78 | 1/25/25 | 16 | 1.30 | 17.30 |
| ▶ 60m | 8 | Danny VINSON | SR | 6.84 | 12/7/24 | 8 | 0.64 | 8.64 |
| ▶ 60m | 12 | Eddie JONES | FR | 6.85 | 1/25/25 | 4 | 0.53 | 4.53 |
| ▶ 60m | 31 | Joey KEAN | SR | 6.91 | 1/18/25 | 0.04 | 0.10 | 0.14 |
| ▶ 60m | 31 | Jaylin BOATMAN | SR | 6.91 | 1/18/25 | 0.04 | 0.10 | 0.14 |
| ▶ 200m | 3 | Londyn LITTLE | SR | 21.39c (21.77f) | 12/7/24 | 16 | 1.67 | 17.67 |
| ▶ 200m | 21 | Joshua RIVERS | JR | 21.85c (22.24f) | 12/7/24 | 0.6 | 0.23 | 0.83 |
| ▶ 200m | 32 | Nolan MILAS | SO | 21.93c (22.32f) | 1/18/25 | 0.03 | 0.11 | 0.14 |
| ▶ 400m | 3 | Tyran BENDER | FR | 47.74c (48.50f) | 12/7/24 | 16 | 1.49 | 17.49 |
| ▶ 800m | 6 | Dwight HOSNI | SR | 1:52.67c (1:54.28f) | 12/7/24 | 10 | 1.15 | 11.15 |
| ▶ 800m | 12 | Lucas NICHOLSON | SO | 1:53.54c (1:55.16f) | 12/7/24 | 4 | 0.67 | 4.67 |
| ▶ HJ | 7 | Kyle WISNIEWSKI | SO | 2.06m 6-9 | 1/25/25 | 9 | 1.09 | 10.09 |
| ▶ HJ | 14 | Christian THOMPSON | FR | 2.01m 6-7 | 12/7/24 | 2 | 0.22 | 2.22 |
| ▶ HJ | 14 | Caleb CORNELIUS | SR | 2.01m 6-7 | 12/7/24 | 2 | 0.22 | 2.22 |
| ▶ PV | 18 | Zach ZIRGIBEL | SR | 4.75m 15-7 | 12/7/24 | 0.9 | 0.00 | 0.90 |
| ▶ LJ | 1 | Joshua RIVERS | JR | 8.13m 26-8¼ | 12/6/24 | 20 | 7.87 | 27.87 |
| ▶ LJ | 7 | Caleb WRIGHT | JR | 7.24m 23-9 | 12/7/24 | 9 | 0.80 | 9.80 |
| ▶ LJ | 10 | Charlie NOLAN | JR | 7.18m 23-6¾ | 1/25/25 | 6 | 0.47 | 6.47 |
| ▶ LJ | 12 | Aden SEARS | SR | 7.17m 23-6¼ | 12/7/24 | 4 | 0.42 | 4.42 |
| ▶ LJ | 15 | Sochim OZOH | FR | 7.11m 23-4 | 12/6/24 | 1.5 | 0.22 | 1.72 |
| ▶ LJ | 18 | Londyn LITTLE | SR | 7.07m 23-2½ | 1/25/25 | 0.9 | 0.11 | 1.01 |
| ▶ LJ | 22 | Payton WHITE | SR | 7.04m 23-1¼ | 12/6/24 | 0.5 | 0.03 | 0.53 |
| ▶ LJ | 28 | Cavan DOBBERSTEIN | SO | 7.01m 23-0 | 12/6/24 | 0.1 | 0.00 | 0.10 |
| ▶ TJ | 28 | Caleb WRIGHT | JR | 13.95m 45-9¼ | 12/7/24 | 0.1 | 0.00 | 0.10 |
| ▶ SP | 30 | Kieran MAUDE | JR | 15.44m 50-8 | 12/7/24 | 0.05 | 0.00 | 0.05 |
| ▶ WT | 5 | Gavin FRITSCH | JR | 18.97m 62-3 | 1/25/25 | 12 | 1.66 | 13.66 |
| ▶ WT | 18 | Steven WAUER | JR | 17.63m 57-10¼ | 1/25/25 | 0.9 | 0.00 | 0.90 |
| ▶ WT | 23 | Bryce HALE | SO | 17.38m 57-¼ | 1/18/25 | 0.4 | 0.00 | 0.40 |
| ▶ HEPT | 1 | Aden SEARS | SR | 5,243 | 12/7/24 | 20 | 3.57 | 23.57 |
| ▶ HEPT | 4 | Cavan DOBBERSTEIN | SO | 4,994 | 12/7/24 | 14 | 1.90 | 15.90 |
| ▶ HEPT | 7 | Payton WHITE | SR | 4,831 | 12/7/24 | 9 | 1.15 | 10.15 |
| ▶ HEPT | 9 | Christian THOMPSON | FR | 4,790 | 12/7/24 | 7 | 0.96 | 7.96 |
| ▶ HEPT | 17 | Matt SCHOLBE | JR | 4,447 | 12/7/24 | 1 | 0.09 | 1.09 |
| ▶ HEPT | 30 | Jeevan AMBATI | FR | 4,087 | 12/7/24 | 0.05 | 0.00 | 0.05 |

UW-OSHKOSH TFRI Team Total 243.76

2

UW-La Crosse WIAC

▼ 1
LW: 1

| Event | NQR | Athlete | Yr | Season Qual. Best | Date | Pl. Pts. | Bonus | TOTAL |
|--|-----|--|----|---------------------|---------|----------|-------|-------|
| Scored bests come from CURRENT qualifying season | | | | | | | | |
| ▶ 60m | 16 | Evan MAURUD | FR | 6.87 | 1/25/25 | 1.25 | 0.39 | 1.64 |
| ▶ 60m | 27 | Ryder SMITH | JR | 6.90 | 1/25/25 | 0.125 | 0.17 | 0.30 |
| ▶ 200m | 1 | Samuel BLASKOWSKI | SR | 20.97c (21.34f) | 1/25/25 | 20 | 3.33 | 23.33 |
| ▶ 200m | 15 | Luke VANCE | SR | 21.77c (22.16f) | 1/25/25 | 1.5 | 0.43 | 1.93 |
| ▶ 400m | 2 | Collin CONZEMIUS | SO | 47.21c (47.96f) | 1/25/25 | 18 | 2.47 | 20.47 |
| ▶ 400m | 5 | Chase DOORNINK | JR | 47.77c (48.53f) | 1/25/25 | 12 | 1.44 | 13.44 |
| ▶ 400m | 12 | Jacob HOHMAN | JR | 48.20c (48.96f) | 1/25/25 | 4 | 0.66 | 4.66 |
| ▶ 400m | 19 | Andrew HACKBARTH | SO | 48.51c (49.28f) | 1/25/25 | 0.8 | 0.27 | 1.07 |
| ▶ 400m | 22 | Tyler BACKES | SR | 48.68c (49.45f) | 1/25/25 | 0.5 | 0.11 | 0.61 |
| ▶ 400m | 33 | Dirk LUECK | SR | 48.98c (49.76f) | 1/25/25 | 0.02 | 0.00 | 0.02 |
| ▶ 800m | 30 | Nico CASTELLANOS | FR | 1:55.05c (1:56.69f) | 1/25/25 | 0.05 | 0.05 | 0.10 |
| ▶ 3000m | 3 | Adam LOENSER | SR | 8:07.68c (8:13.35f) | 1/25/25 | 16 | 1.84 | 17.84 |
| ▶ 3000m | 4 | Aidan MATTHAI | JR | 8:08.27c (8:13.95f) | 1/25/25 | 14 | 1.73 | 15.73 |
| ▶ 3000m | 5 | Charlie VATER | FR | 8:09.56c (8:15.25f) | 1/25/25 | 12 | 1.48 | 13.48 |
| ▶ 3000m | 8 | Joey SULLIVAN | JR | 8:11.83c (8:17.55f) | 1/25/25 | 8 | 1.06 | 9.06 |
| ▶ 3000m | 23 | Christopher WOLFE | SR | 8:22.11c (8:27.95f) | 1/25/25 | 0.4 | 0.08 | 0.48 |
| ▶ 3000m | 35 | Owen CLARK | FR | 8:25.81c (8:31.69f) | 1/25/25 | 0.01 | 0.00 | 0.01 |
| ▶ 4x400 | 2 | Collin Conzemius, Andrew Hackbarth, Jacob Hohman, Ayden Hart | | 3:14.23c (3:17.32f) | 1/25/25 | 18 | 2.92 | 20.92 |
| ▶ HJ | 8 | Nathan ANDRINGA | SR | 2.05m 6-8¾ | 1/25/25 | 8 | 0.87 | 8.87 |
| ▶ HJ | 30 | Mitchell ELDREDGE | SO | 1.95m 6-4¾ | 1/25/25 | 0.05 | 0.00 | 0.05 |
| ▶ PV | 12 | Andrew TUMMINARO | SO | 4.80m 15-9 | 1/25/25 | 4 | 0.25 | 4.25 |
| ▶ PV | 12 | Connor BOYLE | FR | 4.80m 15-9 | 1/25/25 | 4 | 0.25 | 4.25 |
| ▶ PV | 28 | Caleb MOORE | SO | 4.65m 15-3 | 1/25/25 | 0.1 | 0.00 | 0.10 |
| ▶ PV | 28 | Ashton MOODY | JR | 4.65m 15-3 | 1/25/25 | 0.1 | 0.00 | 0.10 |
| ▶ LJ | 5 | Sebastian JEFFERSON | JR | 7.28m 23-10¾ | 1/25/25 | 12 | 1.02 | 13.02 |
| ▶ LJ | 22 | Triton SCHMIDT | JR | 7.04m 23-1¼ | 1/25/25 | 0.5 | 0.03 | 0.53 |
| ▶ LJ | 22 | Andrew HERMES | SR | 7.04m 23-1¼ | 1/25/25 | 0.5 | 0.03 | 0.53 |
| ▶ TJ | 22 | Gabe OLSEN | SO | 14.08m 46-2½ | 1/25/25 | 0.5 | 0.08 | 0.58 |
| ▶ TJ | 27 | William CADY | SR | 14.00m 45-11¼ | 1/25/25 | 0.125 | 0.00 | 0.13 |
| ▶ SP | 6 | Ben YOUNGWORTH | SO | 16.73m 54-10¾ | 1/25/25 | 10 | 1.67 | 11.67 |
| ▶ WT | 20 | Logan POWERS | SR | 17.51m 57-5½ | 1/25/25 | 0.7 | 0.00 | 0.70 |

UW-LA CROSSE TFRI Team Total 189.87



USTFCCCA NCAA Division III Indoor Track & Field National TFRI Team Summary



as of 1/28/25 7:45 AM ET

Only those who score >0.01 pts are shown
D denotes multiple-event rule in affect

MEN — 2025 Week #1, January 28

3

North Central (Ill.)

CCIW

LW:

| Event | NOR | Athlete | Yr | Season Qual. Best | Date | Pl. Pts. | Bonus | TOTAL |
|--|-----|-------------------|----|----------------------|----------|----------|-------|-------|
| Scored bests come from CURRENT qualifying season | | | | | | | | |
| ▶ 60H | 32 | Kamil KOKOT | FR | 8.29 | 1/18/25 | 0.03 | 0.00 | 0.03 |
| ▶ 200m | 17 | Marcus CASELBERRY | SO | 21.81c (22.20f) | 1/10/25 | 1 | 0.33 | 1.33 |
| ▶ Mile | 1 | Connor RISS | SR | 4:07.37c (4:10.52f) | 1/10/25 | 20 | 2.19 | 22.19 |
| ▶ Mile | 3 | Braden NICHOLSON | SR | 4:08.77c (4:11.94f) | 1/10/25 | D 2 | 1.67 | 3.67 |
| ▶ 3000m | 1 | Braden NICHOLSON | SR | 8:01.70c (8:07.30f) | 1/25/25 | 20 | 2.99 | 22.99 |
| ▶ 3000m | 15 | Connor RISS | SR | 8:18.18 | 12/13/24 | 1.5 | 0.31 | 1.81 |
| ▶ 5000m | 2 | Braden NICHOLSON | SR | 14:05.20c(14:14.25f) | 1/18/25 | 18 | 2.28 | 20.28 |
| ▶ 5000m | 4 | Connor RISS | SR | 14:09.88c(14:18.98f) | 1/18/25 | 14 | 1.77 | 15.77 |
| ▶ HJ | 14 | Cole OLESON | JR | 2.01m 6-7 | 1/10/25 | 2 | 0.22 | 2.22 |
| ▶ LJ | 26 | James AMMENHAUSER | SO | 7.02m 23-½ | 1/10/25 | 0.15 | 0.00 | 0.15 |
| ▶ TJ | 5 | Jayden LEISE | SO | 14.31m 46-11½ | 1/18/25 | 12 | 0.64 | 12.64 |
| ▶ TJ | 15 | James AMMENHAUSER | SO | 14.20m 46-7¼ | 1/10/25 | 1.5 | 0.32 | 1.82 |
| ▶ SP | 27 | Daniel DOMINGUEZ | JR | 15.54m 51-0 | 1/10/25 | 0.125 | 0.00 | 0.13 |
| ▶ WT | 16 | Anthony ZAJAC | SR | 17.91m 58-9¼ | 1/10/25 | 1.25 | 0.17 | 1.42 |

NORTH CENTRAL (ILL.) TFRI Team Total 106.45

4

Rowan

NJAC

12

LW: 16

| Event | NOR | Athlete | Yr | Season Qual. Best | Date | Pl. Pts. | Bonus | TOTAL |
|--|-----|--|----|-------------------|---------|----------|-------|-------|
| Scored bests come from CURRENT qualifying season | | | | | | | | |
| ▶ 60m | 8 | Masai BYRD | JR | 6.84 | 12/6/24 | 8 | 0.64 | 8.64 |
| ▶ 60m | 24 | Christopher ROSS | FR | 6.89 | 12/6/24 | 0.3 | 0.25 | 0.55 |
| ▶ 60H | 1 | Jamir BROWN | FR | 7.72 | 12/6/24 | 20 | 4.25 | 24.25 |
| ▶ 60H | 3 | Kwaku NKRUMAH | JR | 7.90 | 1/17/25 | 16 | 2.39 | 18.39 |
| ▶ 60H | 4 | Marquise YOUNG | SR | 7.99 | 1/17/25 | 14 | 1.53 | 15.53 |
| ▶ 60H | 11 | Jason AGYEMANG | JR | 8.11 | 1/25/25 | 5 | 0.74 | 5.74 |
| ▶ 60H | 29 | Michael LAWRENCE | JR | 8.28 | 1/17/25 | 0.075 | 0.00 | 0.08 |
| ▶ 200m | 24 | Rajahn DIXON | FR | 21.88 | 1/25/25 | 0.3 | 0.17 | 0.47 |
| ▶ 400m | 28 | Samael MILEVOIX | SR | 48.83 | 12/6/24 | 0.1 | 0.02 | 0.12 |
| ▶ 4x400 | 15 | Samael Milevoix, Luke Halbruner, Robert McKinney, Aaron Mull | | 3:20.35 | 12/6/24 | 0.7 | 0.33 | 1.03 |
| ▶ HJ | 3 | Jamile GANTT | SO | 2.09m 6-10¼ | 12/6/24 | 16 | 1.95 | 17.95 |
| ▶ LJ | 33 | Nana AGYEMANG | SR | 6.97m 22-10½ | 12/6/24 | 0.02 | 0.00 | 0.02 |
| ▶ TJ | 20 | Joshua JUSTIN | SO | 14.12m 46-4 | 12/6/24 | 0.7 | 0.14 | 0.84 |

ROWAN TFRI Team Total 93.61

5

SUNY Cortland

SUNYAC

50

LW: 55

| Event | NOR | Athlete | Yr | Season Qual. Best | Date | Pl. Pts. | Bonus | TOTAL |
|--|-----|---|----|---------------------|---------|----------|-------|-------|
| Scored bests come from CURRENT qualifying season | | | | | | | | |
| ▶ 400m | 4 | Josh JEFFES | SR | 47.76c (48.52f) | 1/25/25 | 14 | 1.45 | 15.45 |
| ▶ 400m | 15 | Evan JENSEN | SR | 48.38c (49.15f) | 1/25/25 | 1.5 | 0.43 | 1.93 |
| ▶ 400m | 32 | Zion CHEATHAM | SO | 48.93c (49.71f) | 12/7/24 | 0.03 | 0.00 | 0.03 |
| ▶ 400m | 34 | Harrison GAVALAS | JR | 49.00c (49.78f) | 1/25/25 | 0.015 | 0.00 | 0.02 |
| ▶ 4x400 | 1 | Evan Jensen, Zion Cheatham, Harrison Gavalas, Josh Jeffes | | 3:13.24c (3:16.32f) | 1/25/25 | 20 | 3.45 | 23.45 |
| ▶ LJ | 18 | Amarian HUGHES | SR | 7.07m 23-2½ | 12/7/24 | 0.9 | 0.11 | 1.01 |
| ▶ TJ | 2 | Amarian HUGHES | SR | 15.21m 49-11 | 1/25/25 | 18 | 4.24 | 22.24 |
| ▶ TJ | 24 | Mitch DIAMOND | SO | 14.02m 46-0 | 12/7/24 | 0.3 | 0.00 | 0.30 |
| ▶ SP | 4 | Isaiah BRUNACHE | JR | 17.04m 55-11 | 1/25/25 | 14 | 2.42 | 16.42 |
| ▶ WT | 11 | Isaiah BRUNACHE | JR | 18.30m 60-½ | 12/7/24 | 5 | 0.55 | 5.55 |

SUNY CORTLAND TFRI Team Total 86.40

6

Johns Hopkins

Centennial

LW:

| Event | NOR | Athlete | Yr | Season Qual. Best | Date | Pl. Pts. | Bonus | TOTAL |
|--|-----|--|----|----------------------|---------|----------|-------|-------|
| Scored bests come from CURRENT qualifying season | | | | | | | | |
| ▶ Mile | 4 | Lucas RACKERS | SR | 4:09.83 | 1/25/25 | 14 | 1.28 | 15.28 |
| ▶ Mile | 6 | Emmanuel LEBLOND | JR | 4:10.06 | 1/25/25 | 10 | 1.20 | 11.20 |
| ▶ Mile | 35 | Brady OTT | FR | 4:14.85 | 1/25/25 | 0.01 | 0.10 | 0.11 |
| ▶ Mile | 39 | Aiden TOMOV | SR | 4:15.06 | 1/25/25 | 0 | 0.08 | 0.08 |
| ▶ 3000m | 14 | Lucas RACKERS | SR | 8:17.41 | 12/7/24 | 2 | 0.36 | 2.36 |
| ▶ 5000m | 1 | Emmanuel LEBLOND | JR | 13:54.45 | 12/7/24 | 20 | 3.48 | 23.48 |
| ▶ 5000m | 32 | Rowan CASSIDY | JR | 14:47.42c(14:56.92f) | 12/7/24 | 0.03 | 0.00 | 0.03 |
| ▶ 4x400 | 24 | Spencer Ye, Alex Colletti, Samson Dessalines, Joshua Lee | | 3:21.46 | 1/25/25 | 0 | 0.08 | 0.08 |
| ▶ DMR | 1 | Aiden Tomov, Fisayo Omonije, Evan Kelly, Rowan Cassidy | | 10:10.85 | 1/25/25 | 20 | 3.62 | 23.62 |
| ▶ TJ | 7 | Oluwademilade ADENIRAN | SO | 14.30m 46-11 | 12/7/24 | 9 | 0.61 | 9.61 |

JOHNS HOPKINS TFRI Team Total 85.84



USTFCCA NCAA Division III Indoor Track & Field National TFRI Team Summary



as of 1/28/25 7:45 AM ET

Only those who score >0.01 pts are shown
D denotes multiple-event rule in affect

MEN — 2025 Week #1, January 28

7

Wartburg
American Rivers

▲ 20
LW: 27

| Event | NOR | Athlete | Yr | Season Qual. Best | Date | Pl. Pts. | Bonus | TOTAL |
|--|-----|---|----|----------------------|---------|----------|-------|-------|
| Scored bests come from CURRENT qualifying season | | | | | | | | |
| ▶ 60H | 5 | Deyton LOVE | SR | 8.03 | 1/24/25 | 12 | 1.26 | 13.26 |
| ▶ 800m | 11 | Rylan MARTIN | SO | 1:53.44c (1:55.06f) | 12/7/24 | 5 | 0.72 | 5.72 |
| ▶ Mile | 8 | Lance SOBASKI | JR | 4:10.58c (4:13.77f) | 1/18/25 | 8 | 1.01 | 9.01 |
| ▶ Mile | 12 | Michael GOODENBOUR | SR | 4:11.88c (4:15.09f) | 1/18/25 | 4 | 0.60 | 4.60 |
| ▶ Mile | 15 | Solomon ZAUGG | FR | 4:13.14c (4:16.37f) | 1/18/25 | 1.5 | 0.30 | 1.80 |
| ▶ Mile | 21 | Aidan DECKER | FR | 4:13.90c (4:17.14f) | 1/18/25 | 0.6 | 0.21 | 0.81 |
| ▶ Mile | 25 | Andrew SMITH | FR | 4:14.17c (4:17.41f) | 1/18/25 | 0.2 | 0.18 | 0.38 |
| ▶ 3000m | 11 | Isaiah HAMMERAND | SO | 8:14.16 O | 1/24/25 | 5 | 0.72 | 5.72 |
| ▶ 3000m | 12 | Michael GOODENBOUR | SR | 8:16.44 O | 1/24/25 | 4 | 0.44 | 4.44 |
| ▶ 3000m | 19 | Jacob GREEN | SR | 8:18.92 O | 1/24/25 | 0.8 | 0.27 | 1.07 |
| ▶ 3000m | 26 | Lance SOBASKI | JR | 8:22.98 O | 1/24/25 | 0.15 | 0.02 | 0.17 |
| ▶ 3000m | 29 | Ander JULIAN | JR | 8:24.86 O | 1/24/25 | 0.075 | 0.00 | 0.08 |
| ▶ 5000m | 5 | Isaiah HAMMERAND | SO | 14:11.99c(14:21.11f) | 12/7/24 | 12 | 1.54 | 13.54 |
| ▶ 5000m | 9 | Lance SOBASKI | JR | 14:17.87c(14:27.06f) | 12/7/24 | 7 | 1.02 | 8.02 |
| ▶ 5000m | 10 | Jacob GREEN | SR | 14:24.42c(14:33.68f) | 12/7/24 | 6 | 0.56 | 6.56 |
| ▶ 5000m | 12 | Michael GOODENBOUR | SR | 14:28.80c(14:38.10f) | 12/7/24 | D 2 | 0.41 | 2.41 |
| ▶ 5000m | 16 | Ander JULIAN | JR | 14:31.78c(14:41.12f) | 12/7/24 | 1.25 | 0.30 | 1.55 |
| ▶ 5000m | 23 | Connor LANCIAL | SR | 14:39.07c(14:48.48f) | 12/7/24 | 0.4 | 0.05 | 0.45 |
| ▶ 5000m | 27 | Sam SCHMITZ | SR | 14:41.55c(14:50.99f) | 12/7/24 | 0.125 | 0.00 | 0.13 |
| ▶ 4x400 | 19 | DVaughn Hicks, Jensen Clapp, Ben Roussell, Ian Neyens | | 3:21.16 O | 1/24/25 | 0.3 | 0.13 | 0.43 |
| ▶ WT | 21 | Christian NUNLEY | SR | 17.44m 57-2¾ | 1/24/25 | 0.6 | 0.00 | 0.60 |
| WARTBURG TFRI Team Total | | | | | | | | 80.77 |

8

TCNJ
NJAC

LW:

| Event | NOR | Athlete | Yr | Season Qual. Best | Date | Pl. Pts. | Bonus | TOTAL |
|--|-----|---|----|----------------------|---------|----------|-------|-------|
| Scored bests come from CURRENT qualifying season | | | | | | | | |
| ▶ 60m | 6 | Raymond SCHMITT | SR | 6.81 | 1/18/25 | 10 | 0.97 | 10.97 |
| ▶ 60m | 15 | Maxim RYCHKOV | FR | 6.86 | 1/18/25 | 1.5 | 0.46 | 1.96 |
| ▶ 60H | 15 | Jack ATTALI | SO | 8.19 | 12/7/24 | 1.5 | 0.26 | 1.76 |
| ▶ 200m | 6 | Maxim RYCHKOV | FR | 21.63c (22.01f) | 1/18/25 | 10 | 0.78 | 10.78 |
| ▶ 400m | 10 | Maxim RYCHKOV | FR | 48.16c (48.92f) | 1/25/25 | 6 | 0.73 | 6.73 |
| ▶ 4x400 | 4 | Jack Attali, Noah Traverso, Lebron Rose, Maxim Rychkov | | 3:15.67c (3:18.79f) | 1/18/25 | 14 | 2.16 | 16.16 |
| ▶ DMR | 3 | Michael Rodriguez, Tyrese Gilbert, Kevin Matthews, Brandon Chen | | 10:17.98c(10:26.37f) | 1/25/25 | 16 | 2.48 | 18.48 |

TCNJ TFRI Team Total 66.84

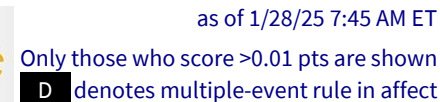
9

MIT
Independent

▲ 16
LW: 25

| Event | NOR | Athlete | Yr | Season Qual. Best | Date | Pl. Pts. | Bonus | TOTAL |
|--|-----|---|----|-------------------|---------|----------|-------|-------|
| Scored bests come from CURRENT qualifying season | | | | | | | | |
| ▶ 60m | 31 | Patrick HAERTEL | JR | 6.91 | 1/11/25 | 0.04 | 0.10 | 0.14 |
| ▶ 60H | 23 | Walter TRUITT | SR | 8.25 | 12/7/24 | 0.4 | 0.07 | 0.47 |
| ▶ 800m | 5 | Ziyad HASSAN | SR | 1:52.60 | 1/25/25 | 12 | 1.20 | 13.20 |
| ▶ 800m | 8 | David WHITAKER | SO | 1:53.12 | 1/25/25 | 8 | 0.90 | 8.90 |
| ▶ Mile | 33 | Pablo ARROYO | SR | 4:14.79 | 1/25/25 | 0.02 | 0.11 | 0.13 |
| ▶ 4x400 | 14 | Kristian Praizner, Connor Sterling, Wyatt Vick, Davis Lee | | 3:20.02 | 12/7/24 | 0.8 | 0.44 | 1.24 |
| ▶ HJ | 1 | Jackson BLIEY | JR | 2.15m 7-½ | 1/25/25 | 20 | 3.88 | 23.88 |
| ▶ HJ | 8 | Anthony MENG | SO | 2.05m 6-8¾ | 1/11/25 | 8 | 0.87 | 8.87 |
| ▶ PV | 11 | Jaden MCKEE | FR | 4.88m 16-0 | 1/25/25 | 5 | 0.81 | 5.81 |
| ▶ TJ | 32 | Sean HUCKLEBERRY | JR | 13.93m 45-8½ | 1/11/25 | 0.03 | 0.00 | 0.03 |

MIT TFRI Team Total 62.67



10 **Rochester (N.Y.)**
Liberty League

unch
LW: 10

ROCHESTER (N.Y.) TFRI Team Total 51.51

11 Loras

American Rivers

5
LW: 16

LORAS TFRI Team Total 47.49

12 Wilmington (Ohio)

 **36**
LW: 48

WILMINGTON (OHIO) TFRI Team Total 46.09

13 **John Carroll**
OAC

8
LW: 5

JOHN CARROLL TFRI Team Total 45.75

14 **SUNY Brockport**
Empire 8

 **19**
LW: 33

| | |
|---------------------------------------|--------------|
| SUNY BROCKPORT TFRI Team Total | 43.75 |
|---------------------------------------|--------------|



Only those who score >0.01 pts are shown

D denotes multiple-event rule in affect

15 **RPI**
Liberty League

1
LW: 16

16 **McMurry**
Independent

▼ 7
LW: 9

17 UW-Whitewater  **13**
 WIAC LW: 4

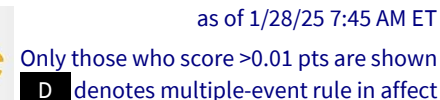
18 Carnegie Mellon  **2**
UAA | W: 16

LW: 16

19 St. Norbert  **29**
NACC LW: 48

LW: 48

| Event | NOR | Athlete | Yr | Season Qual. | Best | Date | Pl. | Pts. | Bonus | TOTAL |
|---|-----|------------------|----|--------------|-------|---------|-----|------|-------|--------------|
| Scored bests come from CURRENT qualifying season | | | | | | | | | | |
| ► HJ | 23 | Ezra SCHERMACHER | JR | 1.99m | 6-6½ | 1/18/25 | 0.4 | 0.00 | | 0.40 |
| ► PV | 3 | Aiden ANDERSON | SR | 5.01m | 16-5¼ | 1/18/25 | 16 | 2.39 | | 18.39 |
| ► SP | 25 | Jacob KLITZKE | SO | 15.62m | 51-3 | 12/7/24 | 0.2 | 0.00 | | 0.20 |
| ► HEPT | 3 | Ezra SCHERMACHER | JR | 5.045 | | 12/7/24 | 16 | 2.24 | | 18.24 |
| ST. NORBERT TFRI Team Total | | | | | | | | | | 37.24 |

**MEN — 2025 Week #1, January 28**

20 North Park

LW:

Scored bests come from CURRENT qualifying season

| | |
|--|--------------|
| <i>NORTH PARK TFRI Team Total</i> | 37.16 |
|--|--------------|

21 Washington (Mo.)

22
LW: 43

Scored bests come from CURRENT qualifying season

| | | | | | | | | | |
|------|----|---------------------|----|-------|-------|---------|-----|------|-------|
| ▶ PV | 2 | Tommaso MAIOCCO | SR | 5.05m | 16-6¾ | 1/25/25 | 18 | 3.00 | 21.00 |
| ▶ PV | 7 | Peter LICHTENBERGER | SO | 4.90m | 16-¾ | 1/18/25 | 9 | 1.02 | 10.02 |
| ▶ PV | 28 | Hayden KUNKEL | JR | 4.65m | 15-3 | 12/7/24 | 0.1 | 0.00 | 0.10 |
| ▶ PV | 28 | George BOURDIER | JR | 4.65m | 15-3 | 12/7/24 | 0.1 | 0.00 | 0.10 |

WASHINGTON (MO.) TFRI Team Total 36.32

22 **Chicago**
UAA

LW:

Scored bests come from CURRENT qualifying season

| | | | | | | | | | |
|---------|----|---|----|-----------|-------|---------|-----|------|-------|
| ▶ 60H | 28 | Andrew RAY | SR | 8.27 | | 1/18/25 | 0.1 | 0.01 | 0.11 |
| ▶ 400m | 24 | Andrew RAY | SR | 48.73 OT | | 1/18/25 | 0.3 | 0.08 | 0.38 |
| ▶ 4x400 | 9 | Nathaniel Stuit, Isaac Dienstag, Benjamin Showman, Andrew Ray | | 3:19.11 O | | 1/18/25 | 5 | 0.75 | 5.75 |
| ▶ HJ | 2 | Imran SERIFOVIC | FR | 2.12m | 6-11½ | 1/18/25 | 18 | 2.92 | 20.92 |
| ▶ SP | 9 | Simon DIXON | JR | 16.26m | 53-4¼ | 1/25/25 | 7 | 0.63 | 7.63 |
| ▶ WT | 25 | Simon DIXON | JR | 17.21m | 56-5¾ | 1/25/25 | 0.2 | 0.00 | 0.20 |

CHICAGO TFRI Team Total 34.99

23 UW-Eau Claire
WIAC

21
LW: 2

Scored bests come from CURRENT qualifying season

| | | | | | | | | | |
|------|----|---------------|----|--------|--------|---------|------|------|-------|
| ▶ HJ | 30 | Wes KELLER | SR | 1.95m | 6-4¾ | 1/25/25 | 0.05 | 0.00 | 0.05 |
| ▶ PV | 12 | Johnny BOTSCH | FR | 4.80m | 15-9 | 1/25/25 | 4 | 0.25 | 4.25 |
| ▶ SP | 1 | Adam STROUF | SR | 17.64m | 57-10½ | 1/25/25 | 20 | 4.37 | 24.37 |
| ▶ SP | 26 | Soren JOHNSON | JR | 15.55m | 51-¼ | 1/18/25 | 0.15 | 0.00 | 0.15 |

UW-EAU CLAIRE TFR1 Team Total 34.21

24 Centre
SAA

14
LW: 38

Scored bests come from CURRENT qualifying season

| | | | | | | | | | |
|--------|----|--------------|----|----------|-------|---------|----|------|-------|
| ▶ PV | 1 | Logan ISAACS | SR | 5.10m | 16-8¾ | 1/17/25 | 20 | 3.76 | 23.76 |
| ▶ TJ | 17 | Cree ROSS | SO | 14.15m | 46-5¼ | 1/25/25 | 1 | 0.18 | 1.18 |
| ▶ HEPT | 8 | Nick WHITLOW | SR | 4.812 OT | | 1/17/25 | 8 | 1.06 | 9.06 |

CENTRE TFRI Team Total 34.01

25 **NYU**
UAA

LW:

Scored bests come from CURRENT qualifying season

| | | | | | | | | |
|---------|----|--------------|----|---------|---------|-------|------|-------|
| ► 800m | 1 | Julian ASKE | SO | 1:50.85 | 1/25/25 | 20 | 2.69 | 22.69 |
| ► 3000m | 6 | Ryan TOBIN | SR | 8:10.97 | 1/25/25 | 10 | 1.22 | 11.22 |
| ► 3000m | 34 | Evan SHERMAN | SR | 8:25.46 | 1/25/25 | 0.015 | 0.00 | 0.02 |

NYU TFR1 Team Total 33.93



Only those who score >0.01 pts are shown

D denotes multiple-event rule in affect

MEN — 2025 Week #1, January 28

26 **Amherst**
Independent

LW:

AMHERST TFR Team Total 32.87

27 **Cornell College**
MWC

LW:

CORNELL COLLEGE TFR/ Team Total **31.93**

28 Bethel (Minn.)

LW: 6

BETHEL (MINN.) TFR/ Team Total 31.35

29 Dubuque

LW: 25

DUBUQUE TFR1 Team Total 30.99

30 **Ripon**
MWC

LW: 16

RIPON TFR1 Team Total 30.43

31 Central (Iowa)

LW: 38

CENTRAL (IOWA) TFR1 Team Total 30.39



Only those who score >0.01 pts are shown

D denotes multiple-event rule in affect

MEN — 2025 Week #1, January 28

32 **Monmouth (Ill.)**
MWC

LW:

| Event | NQR | Athlete | Yr | Season Qual. Best | Date | Pl. Pts. | Bonus | TOTAL |
|--|-----|----------------|----|---------------------|---------|----------|-------|-------|
| Scored bests come from CURRENT qualifying season | | | | | | | | |
| ► 800m | 18 | Eli NEWTON | SR | 1:54.21c (1:55.84f) | 1/24/25 | 0.9 | 0.30 | 1.20 |
| ► SP | 19 | Caleb TOBERMAN | SR | 15.85m 52-0 | 1/24/25 | 0.8 | 0.02 | 0.82 |
| ► WT | 4 | Shane ANDERSON | SR | 19.05m 62-6 | 1/24/25 | 14 | 1.87 | 15.87 |
| ► WT | 7 | Caleb TOBERMAN | SR | 18.79m 61-7¾ | 1/18/25 | 9 | 1.32 | 10.32 |
| ► WT | 31 | Blake ORWIG | JR | 16.98m 55-8½ | 1/24/25 | 0.04 | 0.00 | 0.04 |
| MONMOUTH (ILL.) TFRI Team Total | | | | | | | | 28.25 |

33 UW-Stout
WIAC

LW: 27

| Event | NOR | Athlete | Yr | Season Qual. Best | Date | Pl. Pts. | Bonus | TOTAL |
|--|-----|---------------|----|-------------------|-------|----------|---------|-------|
| Scored bests come from CURRENT qualifying season | | | | | | | | |
| ► HJ | 8 | Lawson DAVIS | SO | 2.05m | 6-8¾ | 1/25/25 | 8 0.87 | 8.87 |
| ► PV | 12 | Sam KNOX | SO | 4.80m | 15-9 | 1/25/25 | 4 0.25 | 4.25 |
| ► SP | 5 | Karter RASHKE | JR | 16.85m | 55-3½ | 1/25/25 | 12 1.94 | 13.94 |
| UW-STOUT TFR! Team Total | | | | | | | | 27.06 |

34 St. Lawrence Liberty League

LW:

| Event | NQR | Athlete | Yr | Season Qual. Best | Date | Pl. Pts. | Bonus | TOTAL |
|---|-----|---|----|----------------------|---------|----------|-------|--------------|
| Scored bests come from CURRENT qualifying season | | | | | | | | |
| ► 800m | 25 | Timothy BOYCE | SR | 1:54.70c (1:56.34f) | 1/17/25 | 0.2 | 0.15 | 0.35 |
| ► Mile | 11 | Nicholas LYNDAKER | JR | 4:11.80c (4:15.01f) | 1/17/25 | 5 | 0.62 | 5.62 |
| ► DMR | 2 | Timothy Boyce, Cyrus Goetze, Peter Stubler, Nicholas Lyndaker | | 10:15.49c(10:23.85f) | 1/25/25 | 18 | 2.87 | 20.87 |
| ST. LAWRENCE TFR1 Team Total | | | | | | | | 26.85 |

35 Puget Sound Independent

LW: 27

| Event | NQR | Athlete | Yr | Season Qual. Best | Date | Pl. Pts. | Bonus | TOTAL |
|---|-----------|------------------|----|-------------------|----------|------------|-------|--------------|
| Scored bests come from CURRENT qualifying season | | | | | | | | |
| ► 60m | 20 | Alexander RHODES | SO | 6.88 | 12/14/24 | 0.7 | 0.32 | 1.02 |
| ► 400m | 1 | Alexander RHODES | SO | 46.51 OT | 1/17/25 | 20 | 3.80 | 23.80 |
| ► 400m | 15 | Avery KEITH | SO | 48.38 OT | 1/17/25 | 1.5 | 0.43 | 1.93 |
| PUGET SOUND TRI Team Total | | | | | | | | 26.75 |

36 St. Olaf
MIAC

LW:

| Event | NOR | Athlete | Yr | Season Qual. Best | Date | Pl. Pts. | Bonus | TOTAL |
|--|-----|---------------------|----|----------------------|---------|----------|-------|-------|
| Scored bests come from CURRENT qualifying season | | | | | | | | |
| ▶ 800m | 9 | Cullen MOORE | JR | 1:53.13c (1:54.75f) | 12/7/24 | 7 | 0.90 | 7.90 |
| ▶ 800m | 20 | Jackson BULLOCK | FR | 1:54.39c (1:56.02f) | 1/25/25 | 0.7 | 0.24 | 0.94 |
| ▶ Mile | 27 | Sean HARTNEY | SR | 4:14.27c (4:17.51f) | 1/25/25 | 0.125 | 0.17 | 0.29 |
| ▶ 3000m | 20 | Kevin TURLINGTON | JR | 8:20.09c (8:25.90f) | 1/18/25 | 0.7 | 0.20 | 0.90 |
| ▶ 3000m | 31 | Ignatius FITZGERALD | JR | 8:25.03c (8:30.90f) | 12/7/24 | 0.04 | 0.00 | 0.04 |
| ▶ 5000m | 7 | Kevin TURLINGTON | JR | 14:14.01c(14:23.16f) | 1/25/25 | 9 | 1.32 | 10.32 |
| ▶ 5000m | 11 | Andrew SKEMP | SR | 14:27.96c(14:37.25f) | 1/25/25 | 5 | 0.44 | 5.44 |
| ▶ HEPT | 22 | Andrew COGLEY | SR | 4,239 | 12/7/24 | 0.5 | 0.00 | 0.50 |
| ▶ HEPT | 27 | Gavin HOELZEL | SO | 4,140 | 1/25/25 | 0.125 | 0.00 | 0.13 |
| ST. OLAF TFR1 Team Total | | | | | | | | 26.45 |

37 **Ohio Northern**
OAC

LW: 33

| Event | NQR | Athlete | Yr | Season Qual. Best | Date | Pl. Pts. | Bonus | TOTAL |
|---|-----|-----------------|----|-------------------|---------|----------|-------|--------------|
| Scored bests come from CURRENT qualifying season | | | | | | | | |
| ▶ 60m | 3 | Charles BOOTHBY | SO | 6.78 | 12/5/24 | 16 | 1.30 | 17.30 |
| ▶ 60m | 20 | Jordan DEAN | SR | 6.88 | 12/5/24 | 0.7 | 0.32 | 1.02 |
| ▶ 200m | 17 | Jordan DEAN | SR | 21.81c (22.20f) | 1/25/25 | 1 | 0.33 | 1.33 |
| ▶ 400m | 10 | Jordan DEAN | SR | 48.16c (48.92f) | 1/25/25 | 6 | 0.73 | 6.73 |
| OHIO NORTHERN TFR1 Team Total | | | | | | | | 26.38 |



Only those who score >0.01 pts are shown

D denotes multiple-event rule in affect

MEN — 2025 Week #1, January 28

38 **SUNY Geneseo**
Empire 8

▼ 28
LW: 10

| Event | NQR | Athlete | Yr | Season Qual. Best | Date | Pl. Pts. | Bonus | TOTAL |
|--|-----|--|----|----------------------|---------|----------|-------|-------|
| Scored bests come from CURRENT qualifying season | | | | | | | | |
| ▶ 400m | 8 | Jake MILLER | JR | 48.13c (48.89f) | 1/25/25 | 8 | 0.78 | 8.78 |
| ▶ 800m | 27 | Ryan HAGAN | SO | 1:54.96c (1:56.60f) | 1/25/25 | 0.125 | 0.08 | 0.20 |
| ▶ 800m | 28 | Matthew SHEEHAN | SR | 1:55.02c (1:56.66f) | 12/6/24 | 0.1 | 0.06 | 0.16 |
| ▶ 800m | 34 | Dawson WADSWORTH | SO | 1:55.23c (1:56.87f) | 1/25/25 | 0.015 | 0.01 | 0.02 |
| ▶ Mile | 17 | Ryan HAGAN | SO | 4:13.18c (4:16.41f) | 12/6/24 | 1 | 0.30 | 1.30 |
| ▶ 5000m | 17 | Charlie WILSON | SR | 14:33.59 | 12/7/24 | 1 | 0.24 | 1.24 |
| ▶ 5000m | 21 | Pierce YOUNG | SO | 14:37.47c(14:46.87f) | 12/6/24 | 0.6 | 0.11 | 0.71 |
| ▶ 4x400 | 5 | Jake Miller, Arjun Ojha, Jack Towns, Andrew Donner | | 3:17.34c (3:20.48f) | 1/25/25 | 12 | 1.36 | 13.36 |
| SUNY GENESEO TFRI Team Total | | | | | | | | 25.78 |

39 Middlebury
Independent

LW:

| Event | NQR | Athlete | Yr | Season Qual. Best | Date | Pl. Pts. | Bonus | TOTAL |
|--|-----|---|----|-------------------|---------|----------|-------|-------|
| Scored bests come from CURRENT qualifying season | | | | | | | | |
| ► 60m | 27 | Donnell HARVEY JR | FR | 6.90 | 1/17/25 | 0.125 | 0.17 | 0.30 |
| ► 60m | 35 | Marco MOTRONI | SR | 6.92 | 1/17/25 | 0.01 | 0.07 | 0.08 |
| ► 400m | 18 | Alexander SWANN | SR | 48.45c (49.22f) | 1/11/25 | 0.9 | 0.35 | 1.25 |
| ► Mile | 37 | Zygmund GODDARD | SR | 4:14.96 | 1/26/25 | 0 | 0.09 | 0.09 |
| ► DMR | 7 | Cameron Miles, William Lavey, Lachlan Bishop, Zygmund Goddard | | 10:26.27 | 1/26/25 | 8 | 1.28 | 9.28 |
| ► HJ | 24 | Sam MCGARRAHAN | SR | 1.98m 6-6 | 1/17/25 | 0.3 | 0.00 | 0.30 |
| ► PV | 22 | Henry ERICSON | SR | 4.70m 15-5 | 1/26/25 | 0.5 | 0.00 | 0.50 |
| ► HEPT | 5 | Caleb SMITH | SO | 4,952 | 1/17/25 | 12 | 1.71 | 13.71 |
| MIDDLEBURY TFRI Team Total | | | | | | | | 25.50 |

40 Olivet
MIAA

3
LW: 43

| Event | NQR | Athlete | Yr | Season Qual. Best | Date | Pl. Pts. | Bonus | TOTAL |
|--|-----|-------------------|----|-------------------|---------|----------|-------|-------|
| Scored bests come from CURRENT qualifying season | | | | | | | | |
| ► HJ | 5 | Devondre CHANDLER | SO | 2.07m 6-9½ | 1/25/25 | 12 | 1.31 | 13.31 |
| ► SP | 10 | Owen FREMEAUX | SO | 16.17m 53-¾ | 1/17/25 | 6 | 0.44 | 6.44 |
| ► WT | 11 | Owen FREMEAUX | SO | 18.30m 60-½ | 1/17/25 | 5 | 0.55 | 5.55 |
| OLIVET TFRI Team Total | | | | | | | | 25.30 |

41 Augsburg
MIAC

LW:

| Event | NQR | Athlete | Yr | Season Qual. Best | Date | Pl. Pts. | Bonus | TOTAL |
|--|-----|---------------|----|----------------------|---------|----------|-------|-------|
| Scored bests come from CURRENT qualifying season | | | | | | | | |
| ▶ 3000m | 10 | Mohammed BATI | JR | 8:12.48c (8:18.21f) | 1/25/25 | 6 | 0.94 | 6.94 |
| ▶ 5000m | 3 | Mohammed BATI | JR | 14:06.27c(14:15.33f) | 1/25/25 | 16 | 2.16 | 18.16 |
| AUGSBURG TFRI Team Total | | | | | | | | 25.10 |

42 Illinois College
MWC

LW:

| Event | NQR | Athlete | Yr | Season Qual. Best | Date | Pl. Pts. | Bonus | TOTAL |
|--|-----|--------------|----|-------------------|---------|----------|-------|-------|
| Scored bests come from CURRENT qualifying season | | | | | | | | |
| ► 60m | 16 | Dylan DOSS | SO | 6.87 | 12/7/24 | 1.25 | 0.39 | 1.64 |
| ► 200m | 4 | Dylan DOSS | SO | 21.44c (21.82f) | 12/7/24 | 14 | 1.48 | 15.48 |
| ► 400m | 27 | Dylan DOSS | SO | 48.82c (49.59f) | 1/25/25 | 0.125 | 0.03 | 0.15 |
| ► LJ | 9 | Dylan DOSS | SO | 7.22m 23-8¼ | 1/25/25 | 7 | 0.69 | 7.69 |
| ► WT | 27 | Melvin HODGE | JR | 17.06m 55-11¾ | 12/7/24 | 0.125 | 0.00 | 0.13 |
| ILLINOIS COLLEGE TFRI Team Total | | | | | | | | 25.09 |

43 Nebraska Wesleyan

29
LW: 14

| Event | NQR | Athlete | Yr | Season Qual. Best | Date | Pl. Pts. | Bonus | TOTAL | |
|--|-----|---|----|-------------------|----------|----------|-------|-------|------|
| Scored bests come from CURRENT qualifying season | | | | | | | | | |
| ► 60H | 6 | Noah SMITH | JR | 8.09 | 1/18/25 | 10 | 0.87 | 10.87 | |
| ► 60H | 7 | Eli ETHERTON | SR | 8.10 | 1/24/25 | 9 | 0.81 | 9.81 | |
| ► 4x400 | 12 | Morgan Conner, McClain Meyer, Jackson Feauto, Austin Nauert | | 3:19.93 | 12/13/24 | 1 | 0.47 | 1.47 | |
| ► SP | 14 | Samuel CLEMENTS | FR | 16.00m | 52-6 | 1/17/25 | 2 | 0.19 | 2.19 |
| ► SP | 30 | Eric LENZ | SR | 15.44m | 50-8 | 1/24/25 | 0.05 | 0.00 | 0.05 |
| ► WT | 28 | Eric LENZ | SR | 17.05m | 55-11¼ | 1/24/25 | 0.1 | 0.00 | 0.10 |
| NEBRASKA WESLEYAN TFRI Team Total | | | | | | | | 24.49 | |



Only those who score >0.01 pts are shown

D denotes multiple-event rule in affect

MEN — 2025 Week #1, January 28

44 **St. Scholastica**
MIAC

4
LW: 48

| Event | NQR | Athlete | Yr | Season Qual. Best | Date | Pl. Pts. | Bonus | TOTAL |
|--|-----|----------------|----|---------------------|----------|----------|-------|-------|
| Scored bests come from CURRENT qualifying season | | | | | | | | |
| ► 800m | 32 | Calvin BOONE | SR | 1:55.11c (1:56.76f) | 12/14/24 | 0.03 | 0.04 | 0.07 |
| ► 3000m | 17 | Lars DEWALL | SR | 8:18.52c (8:24.32f) | 1/18/25 | 1 | 0.29 | 1.29 |
| ► SP | 2 | Trent BESETH | JR | 17.15m 56-3¼ | 1/18/25 | 18 | 2.78 | 20.78 |
| ► SP | 32 | Joshua MONREAL | SO | 15.40m 50-6¼ | 1/18/25 | 0.03 | 0.00 | 0.03 |
| ► WT | 24 | Trent BESETH | JR | 17.34m 56-10¾ | 12/14/24 | 0.3 | 0.00 | 0.30 |
| ST. SCHOLASTICA TFRI Team Total | | | | | | | | 22.47 |

45 **Bates**
Independent

▼ 7
LW: 38

| Event | NQR | Athlete | Yr | Season Qual. Best | Date | Pl. Pts. | Bonus | TOTAL |
|--|-----|--|----|-------------------|---------|----------|-------|-------|
| Scored bests come from CURRENT qualifying season | | | | | | | | |
| ► 200m | 13 | Truman WILLIAMS | SR | 21.75 | 1/26/25 | 3 | 0.48 | 3.48 |
| ► 400m | 13 | Truman WILLIAMS | SR | 48.29c (49.06f) | 1/18/25 | 3 | 0.54 | 3.54 |
| ► Mile | 5 | Ross TEJEDA | JR | 4:10.04 | 12/7/24 | 12 | 1.20 | 13.20 |
| ► DMR | 13 | Nathaneul Benioff, Calvin Capelle, Cam Stathos, Nicholas Brown | | 10:38.63 | 1/26/25 | 0.9 | 0.14 | 1.04 |
| ► SP | 17 | Matthew CHARPENTIER | SO | 15.93m 52-3¼ | 1/26/25 | 1 | 0.11 | 1.11 |
| ► HEPT | 35 | Carson MOELLERING | JR | 3,918 | 1/18/25 | 0.01 | 0.00 | 0.01 |
| BATES TFRI Team Total | | | | | | | | 22.39 |

46 **Denison**
NCAC

LW:

| Event | NQR | Athlete | Yr | Season Qual. Best | Date | Pl. Pts. | Bonus | TOTAL | |
|--|-----|--------------|----|-------------------|---------|----------|-------|-------|-------|
| Scored bests come from CURRENT qualifying season | | | | | | | | | |
| ▶ 60H | 22 | Ari SKOLNIK | SR | 8.24 | 12/7/24 | 0.5 | 0.10 | 0.60 | |
| ▶ WT | 2 | Chris SLATER | SR | 19.47m | 63-10½ | 1/25/25 | 18 | 3.04 | 21.04 |
| DENISON TFRI Team Total | | | | | | | | 21.64 | |

47 Susquehanna

LW:

| Event | NQR | Athlete | Yr | Season Qual. Best | Date | Pl. Pts. | Bonus | TOTAL |
|--|-----|---|----|---------------------|---------|----------|-------|-------|
| Scored bests come from CURRENT qualifying season | | | | | | | | |
| ▶ 60H | 19 | Calder DIAKITE | FR | 8.22 | 1/25/25 | 0.8 | 0.17 | 0.97 |
| ▶ 60H | 19 | Brandon ZIMMERMAN | SR | 8.22 | 1/25/25 | 0.8 | 0.17 | 0.97 |
| ▶ 200m | 20 | Elliott DAVIS | SR | 21.84c (22.23f) | 1/18/25 | 0.7 | 0.26 | 0.96 |
| ▶ 4x400 | 3 | Mason Winslow, Ben Bulger, Brandon Zimmerman, Elliott Davis | | 3:14.98c (3:18.09f) | 1/25/25 | 16 | 2.52 | 18.52 |
| ▶ LJ | 29 | Austin HURRELL | JR | 6.99m 22-11¼ | 1/18/25 | 0.075 | 0.00 | 0.08 |
| SUSQUEHANNA TFRI Team Total | | | | | | | | 21.49 |

48 **Tufts**
Independent

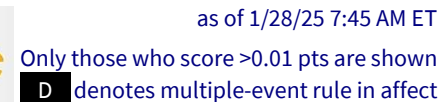
LW:

| Event | NQR | Athlete | Yr | Season Qual. Best | Date | Pl. Pts. | Bonus | TOTAL |
|--|-----|--|----|-------------------|---------|----------|-------|-------|
| Scored bests come from CURRENT qualifying season | | | | | | | | |
| ▶ 60H | 26 | Josh WILKIE | JR | 8.26 | 1/18/25 | 0.15 | 0.04 | 0.19 |
| ▶ 5000m | 28 | Amokrane AOUCICHE | JR | 14:42.83 | 12/7/24 | 0.1 | 0.00 | 0.10 |
| ▶ DMR | 15 | Will Cusato, Liam Lucas, Simon Donovan, Ben Stratton | | 10:41.27 | 1/26/25 | 0.7 | 0.01 | 0.71 |
| ▶ HJ | 30 | Edward KIBOMA | SR | 1.95m 6-4¾ | 1/26/25 | 0.05 | 0.00 | 0.05 |
| ▶ HJ | 30 | Sami WITTA | SO | 1.95m 6-4¾ | 1/18/25 | 0.05 | 0.00 | 0.05 |
| ▶ TJ | 3 | Luke BENSON | FR | 14.69m 48-2½ | 1/26/25 | 16 | 1.97 | 17.97 |
| TUFTS TFRI Team Total | | | | | | | | 19.07 |

49 Lynchburg
ODAC

▼ **42**
LW: 7

| Event | NQR | Athlete | Yr | Season Qual. Best | Date | Pl. Pts. | Bonus | TOTAL |
|--|-----|---------------------|----|-------------------|---------|----------|-------|-------|
| Scored bests come from CURRENT qualifying season | | | | | | | | |
| ► 60m | 12 | Tristan WRIGHT | FR | 6.85 | 1/18/25 | 4 | 0.53 | 4.53 |
| ► Mile | 13 | Tor HOTUNG-DAVIDSEN | SR | 4:12.33 | 1/18/25 | 3 | 0.50 | 3.50 |
| ► 3000m | 9 | Chasen HUNT | JR | 8:12.13 | 1/18/25 | 7 | 1.00 | 8.00 |
| ► 3000m | 30 | Marko KOVACEVIC | SR | 8:24.97 | 1/25/25 | 0.05 | 0.00 | 0.05 |
| ► HJ | 24 | Elijah ROSE | SO | 1.98m 6-6 | 1/18/25 | 0.3 | 0.00 | 0.30 |
| ► HJ | 30 | Jaren LEE | FR | 1.95m 6-4¾ | 1/10/25 | 0.05 | 0.00 | 0.05 |
| ► HEPT | 14 | Micah LEECH | SO | 4,563 | 12/6/24 | 2 | 0.36 | 2.36 |
| LYNCHBURG TFR1 Team Total | | | | | | | | 18.80 |

**MEN — 2025 Week #1, January 28**

50 UW-River Falls

LW:

| Event | NQR | Athlete | Yr | Season Qual. Best | Date | Pl. Pts. | Bonus | TOTAL |
|--|-----|------------------|----|---------------------|----------|----------|-------|-------|
| Scored bests come from CURRENT qualifying season | | | | | | | | |
| ► 800m | 31 | Logan MUNSON | JR | 1:55.07c (1:56.71f) | 1/25/25 | 0.04 | 0.05 | 0.09 |
| ► HJ | 12 | Yaih MARIAL | JR | 2.04m 6-8¼ | 1/25/25 | 4 | 0.66 | 4.66 |
| ► HJ | 30 | Zane HABISCH | SO | 1.95m 6-4¾ | 12/14/24 | 0.05 | 0.00 | 0.05 |
| ► LJ | 35 | Jacob BALCOME | SO | 6.95m 22-9¾ | 1/18/25 | 0.01 | 0.00 | 0.01 |
| ► HEPT | 6 | Jacob BALCOME | SO | 4,923 | 1/25/25 | 10 | 1.57 | 11.57 |
| ► HEPT | 21 | Cooper HENNEMANN | FR | 4,387 | 1/25/25 | 0.6 | 0.00 | 0.60 |
| UW-RIVER FALLS TFRI Team Total | | | | | | | | 16.98 |

51 **Berry**
SAA

▲ 12

LW: 63

| Event | NOR | Athlete | Yr | Season Qual. Best | Date | Pl. Pts. | Bonus | TOTAL | |
|--|-----|----------------|----|-------------------|---------|----------|-------|-------|-------|
| Scored bests come from CURRENT qualifying season | | | | | | | | | |
| ▶ 3000m | 21 | Tucker WRIGHT | SO | 8:21.67 | 12/6/24 | 0.6 | 0.10 | 0.70 | |
| ▶ PV | 4 | Alden MCDONALD | SR | 5.00m | 16-4¾ | 1/25/25 | 14 | 2.24 | 16.24 |
| BERRY TFRI Team Total | | | | | | | | 16.94 | |

52 Wesleyan (Conn.)
Independent

LW:

| Event | NQR | Athlete | Yr | Season Qual. Best | Date | Pl. Pts. | Bonus | TOTAL |
|---|-----|--|----|-------------------|---------|----------|-------|--------------|
| Scored bests come from CURRENT qualifying season | | | | | | | | |
| ► Mile | 34 | Liam CALHOUN | JR | 4:14.84 | 1/17/25 | 0.015 | 0.10 | 0.12 |
| ► 3000m | 24 | Liam CALHOUN | JR | 8:22.66 | 1/26/25 | 0.3 | 0.04 | 0.34 |
| ► DMR | 4 | Robert D'Aquila, Ethan Singleton, Nathan Fogarty, Liam Calhoun | | 10:19.16 | 1/17/25 | 14 | 2.29 | 16.29 |
| WESLEYAN (CONN.) TFR1 Team Total | | | | | | | | 16.75 |

53 Connecticut College

LW:

| Event | NQR | Athlete | Yr | Season Qual. Best | Date | Pl. Pts. | Bonus | TOTAL |
|---|-----|----------------------|----|----------------------|---------|----------|-------|--------------|
| Scored bests come from CURRENT qualifying season | | | | | | | | |
| ► 5000m | 13 | Matt SCARDIGNO | SR | 14:29.26c(14:38.57f) | 12/7/24 | 3 | 0.39 | 3.39 |
| ► PV | 5 | Christopher KOSKINEN | SR | 4.92m 16-1¼ | 1/18/25 | 12 | 1.22 | 13.22 |
| CONNECTICUT COLLEGE TFRI Team Total | | | | | | | | 16.61 |

54 Baldwin Wallace

32

LW: 22

| Event | NQR | Athlete | Yr | Season Qual. Best | Date | Pl. Pts. | Bonus | TOTAL |
|--|-----|--------------------|----|-------------------|-------|----------|-------|-------|
| Scored bests come from CURRENT qualifying season | | | | | | | | |
| ► HJ | 4 | Christian PFEIFFER | SR | 2.08m | 6-934 | 1/25/25 | 14 | 1.63 |
| ► LJ | 34 | Kaedan FAGGS | JR | 6.96m | 22-10 | 12/7/24 | 0.015 | 0.00 |
| BALDWIN WALLACE TFRI Team Total | | | | | | | | 15.65 |

55 Eastern Connecticut State

LW:

| Event | NQR | Athlete | Yr | Season Qual. Best | Date | Pl. Pts. | Bonus | TOTAL |
|---|-----|---------------------|----|-------------------|------|----------|-------|--------------|
| Scored bests come from CURRENT qualifying season | | | | | | | | |
| ► LJ | 4 | Michael COLLINS JR. | SO | 7.32m | 24-¼ | 12/14/24 | 14 | 1.35 |
| EASTERN CONNECTICUT STATE TFR1 Team Total | | | | | | | | 15.35 |

56 Buena Vista

LW:

| Event | NOR | Athlete | Yr | Season Qual. Best | Date | Pl. Pts. | Bonus | TOTAL |
|---|-----|-------------|----|-------------------|---------|----------|-------|--------------|
| Scored bests come from CURRENT qualifying season | | | | | | | | |
| ► 800m | 4 | Kyle MILLER | SR | 1:52.45 O | 12/7/24 | 14 | 1.33 | 15.33 |
| BUENA VISTA TFR! Team Total | | | | | | | | 15.33 |

57 Bowdoin
Independent

LW:

| Event | NQR | Athlete | Yr | Season Qual. Best | Date | Pl. Pts. | Bonus | TOTAL |
|--|-----|--------------|----|-------------------|--------------|----------|-------|-------|
| Scored bests come from CURRENT qualifying season | | | | | | | | |
| ▶ 60H | 14 | Kane DEMERS | JR | 8.18 | 1/17/25 | 2 | 0.30 | 2.30 |
| ▶ 200m | 9 | Kane DEMERS | JR | 21.67 | 1/26/25 | 7 | 0.68 | 7.68 |
| ▶ PV | 12 | Ian STEBBINS | SR | 4.80m | 15-9 1/26/25 | 4 | 0.25 | 4.25 |
| BOWDOIN TRI Team Total | | | | | | | | 14.23 |



Only those who score >0.01 pts are shown

D denotes multiple-event rule in affect

MEN — 2025 Week #1, January 28

58 **Carthage**
CCIW

▼ **51**
LW: 7

| Event | NQR | Athlete | Yr | Season Qual. Best | Date | Pl. Pts. | Bonus | TOTAL | |
|--|-----|------------|----|-------------------|---------|----------|-------|-------|-------|
| Scored bests come from CURRENT qualifying season | | | | | | | | | |
| ▶ WT | 6 | Lucas LEAL | SR | 18.96m | 62-2½" | 1/18/25 | 10 | 1.64 | 11.64 |
| ▶ WT | 14 | Tyler ROSE | JR | 17.96m | 58-11¼" | 1/18/25 | 2 | 0.22 | 2.22 |
| CARTHAGE TFRI Team Total | | | | | | | | | 13.86 |

59 **Hope**
MIAA

LW:

| Event | NQR | Athlete | Yr | Season Qual. Best | Date | Pl. Pts. | Bonus | TOTAL |
|--|-----|--|----|-------------------|---------|----------|-------|-------|
| Scored bests come from CURRENT qualifying season | | | | | | | | |
| ► 60m | 24 | Liam DANITZ | JR | 6.89 | 1/18/25 | 0.3 | 0.25 | 0.55 |
| ► 200m | 7 | Liam DANITZ | JR | 21.65c (22.03f) | 1/24/25 | 9 | 0.73 | 9.73 |
| ► 800m | 33 | Erickson KUNZLER | JR | 1:55.19 O | 12/6/24 | 0.02 | 0.02 | 0.04 |
| ► Mile | 15 | Connor VACHON | SR | 4:13.14 O | 12/6/24 | 1.5 | 0.30 | 1.80 |
| ► 5000m | 18 | Ian PETRUSKA | JR | 14:34.91 | 12/6/24 | 0.9 | 0.20 | 1.10 |
| ► 4x400 | 22 | Joshua Ennen, Dylan Terpstra, Alexander Daniels, Liam Danitz | | 3:21.27 O | 1/18/25 | 0 | 0.11 | 0.11 |
| HOPE TFRI Team Total | | | | | | | | 13.33 |

60 **RIT**
Liberty League

LW:

[illegible]

61 Farmingdale State

LW:

| Event | NQR | Athlete | Yr | Season Qual. Best | Date | Pl. Pts. | Bonus | TOTAL |
|---|-----|--------------|----|-------------------|--------|----------|-------|--------------|
| Scored bests come from CURRENT qualifying season | | | | | | | | |
| ► TJ | 5 | Daniel BAMFO | JR | 14.31m | 46-11½ | 1/25/25 | 12 | 0.64 |
| FARMINGDALE STATE TFR1 Team Total | | | | | | | | 12.64 |

62 Illinois Wesleyan
CCIW

LW:

| Event | NOR | Athlete | Yr | Season Qual. Best | Date | Pl. Pts. | Bonus | TOTAL |
|--|-----|---|----|---------------------|---------|----------|-------|-------|
| Scored bests come from CURRENT qualifying season | | | | | | | | |
| ► 4x400 | 21 | Alex Harvey, Reece Dusek, Noah Sadowski, Evan Lowder | | 3:21.25c (3:24.46f) | 1/24/25 | 0.1 | 0.12 | 0.22 |
| ► HJ | 14 | Matthew LINDBERG | SO | 2.01m 6-7 | 1/18/25 | 2 | 0.22 | 2.22 |
| ► HJ | 30 | Nick WALKER | FR | 1.95m 6-4¾ | 1/18/25 | 0.05 | 0.00 | 0.05 |
| ► TJ | 7 | Ethan GODSEY | SO | 14.30m 46-11 | 12/7/24 | 9 | 0.61 | 9.61 |
| ► WT | 32 | C.J. LADEWIG | JR | 16.97m 55-8¼ | 1/24/25 | 0.03 | 0.00 | 0.03 |
| ILLINOIS WESLEYAN TFRI Team Total | | | | | | | | 12.13 |

63 **Haverford**
Centennial

LW:

| Event | NQR | Athlete | Yr | Season Qual. Best | Date | Pl. Pts. | Bonus | TOTAL |
|--|-----|------------------|----|-------------------|---------|----------|-------|-------|
| Scored bests come from CURRENT qualifying season | | | | | | | | |
| ▶ 3000m | 7 | Reza ESHGHI | SR | 8:11.09 | 12/7/24 | 9 | 1.20 | 10.20 |
| ▶ 5000m | 15 | Peter LAROCHELLE | SR | 14:30.45 | 12/7/24 | 1.5 | 0.35 | 1.85 |
| HAVERFORD TFR1 Team Total | | | | | | | | 12.05 |

64 **Marywood**
Independent

LW:

| Event | NQR | Athlete | Yr | Season Qual. Best | Date | Pl. Pts. | Bonus | TOTAL |
|---|-----|--|-----------|-------------------|---------|----------|-------|--------------|
| Scored bests come from CURRENT qualifying season | | | | | | | | |
| ► DMR | 6 | Thomas LEE, John Russo, Raidan Francis, Jack Baronski | 10:23.09c | (10:31.55f) | 1/18/25 | 10 | 1.67 | 11.67 |
| MARYWOOD TFRI Team Total | | | | | | | | 11.67 |



Only those who score >0.01 pts are shown

D denotes multiple-event rule in affect

MEN — 2025 Week #1, January 28

65 **Wittenberg**
NCAC

LW:

| Event | NQR | Athlete | Yr | Season Qual. Best | Date | Pl. Pts. | Bonus | TOTAL |
|--|-----|--|----|----------------------|---------|----------|-------|-------|
| Scored bests come from CURRENT qualifying season | | | | | | | | |
| ▶ 60H | 32 | Kory DAVIS | FR | 8.29 | 12/7/24 | 0.03 | 0.00 | 0.03 |
| ▶ 400m | 17 | Jack KITTLE | FR | 48.43 OT | 12/7/24 | 1 | 0.37 | 1.37 |
| ▶ 4x400 | 7 | Cameron Elliott, Brandon Anderson, Mason Duncan, Jack Kittle | | 3:18.62 O | 1/25/25 | 8 | 0.92 | 8.92 |
| ▶ DMR | 21 | Zayden Taylor, Brad Hall, Mason Duncan, Adam Arndt | | 10:52.51c(11:01.37f) | 1/18/25 | 0.1 | 0.00 | 0.10 |
| ▶ HJ | 18 | Justin NORRIS | SR | 2.00m 6-6½ | 1/18/25 | 0.9 | 0.11 | 1.01 |
| ▶ HEPT | 33 | Nick FARFOGLIA | SO | 3,936 | 12/5/24 | 0.02 | 0.00 | 0.02 |
| WITTENBERG TFRI Team Total | | | | | | | | 11.45 |

66 **Millikin**
CCIW

LW: 22

| Event | NQR | Athlete | Yr | Season Qual. Best | Date | Pl. Pts. | Bonus | TOTAL |
|--|-----|---|----|---------------------|---------|----------|-------|-------|
| Scored bests come from CURRENT qualifying season | | | | | | | | |
| ► 4x400 | 20 | Brandon Mattsey, Aaron Mohr, Matt Gowen, Josh Holloway | | 3:21.21c (3:24.42f) | 1/25/25 | 0.2 | 0.12 | 0.32 |
| ► PV | 7 | Kyle HENSLEY | SO | 4.90m 16-¾ | 1/18/25 | 9 | 1.02 | 10.02 |
| MILLIKIN TFRI Team Total | | | | | | | | 10.34 |

67 **York (Pa.)**
MAC

LW: 55

| Event | NOR | Athlete | Yr | Season Qual. Best | Date | Pl. Pts. | Bonus | TOTAL |
|--|-----|-----------------|----|-------------------|-------|----------|-------|-------|
| Scored bests come from CURRENT qualifying season | | | | | | | | |
| ▶ SP | 7 | Andrew MOTT | JR | 16.32m | 53-6½ | 1/12/25 | 9 | 0.77 |
| ▶ WT | 22 | Aidan ROLLINSON | JR | 17.39m | 57-¾ | 1/18/25 | 0.5 | 0.00 |
| YORK (PA.) TFRI Team Total | | | | | | | | 10.27 |

68 Ursinus Centennial

LW:

| Event | NQR | Athlete | Yr | Season Qual. Best | Date | Pl. Pts. | Bonus | TOTAL | |
|--|-----|----------------|----|-------------------|-------|----------|-------|-------|-------|
| Scored bests come from CURRENT qualifying season | | | | | | | | | |
| ► PV | 7 | Mitchell DAVIS | FR | 4.90m | 16-¾ | 1/25/25 | 9 | 1.02 | 10.02 |
| ► SP | 28 | Tom WOOD | SR | 15.48m | 50-9½ | 12/6/24 | 0.1 | 0.00 | 0.10 |
| URSINUS TFRI Team Total | | | | | | | | | 10.12 |

69 **Catholic (D.C.)**
Landmark

LW: 33

| Event | NQR | Athlete | Yr | Season Qual. Best | Date | Pl. Pts. | Bonus | TOTAL |
|--|-----|---------------------------|----|-------------------|------|----------|-------|-------|
| Scored bests come from CURRENT qualifying season | | | | | | | | |
| ► PV | 7 | Christian DI NICOLANTONIO | SR | 4.90m | 16-¾ | 12/7/24 | 9 | 1.02 |
| CATHOLIC (D.C.) TFR/ Team Total | | | | | | | | 10.02 |

70 **Grove City**
PAC

LW:

| Event | NQR | Athlete | Yr | Season Qual. Best | Date | Pl. Pts. | Bonus | TOTAL |
|---|-----|--------------------|----|-------------------|---------|----------|-------|-------------|
| Scored bests come from CURRENT qualifying season | | | | | | | | |
| ► 400m | 7 | Alexander MITCHELL | JR | 48.11c (48.87f) | 12/7/24 | 9 | 0.82 | 9.82 |
| GROVE CITY TFR! Team Total | | | | | | | | 9.82 |

71 Wabash
NCAC

LW:

| Event | NQR | Athlete | Yr | Season Qual. Best | Date | Pl. Pts. | Bonus | TOTAL |
|--|-----|-----------------|----|----------------------|---------|----------|-------|-------|
| Scored bests come from CURRENT qualifying season | | | | | | | | |
| ▶ 3000m | 32 | Brayden CURNUTT | SR | 8:25.11c (8:30.98f) | 1/11/25 | 0.03 | 0.00 | 0.03 |
| ▶ 5000m | 8 | Brayden CURNUTT | SR | 14:15.39c(14:24.55f) | 1/18/25 | 8 | 1.19 | 9.19 |
| ▶ WT | 26 | Quinn SHOLAR | JR | 17:17m 56-4 | 1/11/25 | 0.15 | 0.00 | 0.15 |
| WABASH TFR1 Team Total | | | | | | | | 9.37 |



Only those who score >0.01 pts are shown

D denotes multiple-event rule in affect

MEN — 2025 Week #1, January 28

72 **Carleton**
MIAC

LW:

| Event | NQR | Athlete | Yr | Season Qual. Best | Date | Pl. Pts. | Bonus | TOTAL |
|--|-----|----------------|----|---------------------|---------|----------|-------|-------|
| Scored bests come from CURRENT qualifying season | | | | | | | | |
| ► Mile | 10 | Gabe NICHOLS | JR | 4:10.95c (4:14.15f) | 1/25/25 | 6 | 0.87 | 6.87 |
| ► 3000m | 22 | Gabe NICHOLS | JR | 8:21.96c (8:27.80f) | 1/18/25 | 0.5 | 0.08 | 0.58 |
| ► HEPT | 15 | Soren KASTER | SO | 4,506 | 12/7/24 | 1.5 | 0.23 | 1.73 |
| ► HEPT | 34 | Reese ANDERSON | JR | 3,925 | 1/25/25 | 0.015 | 0.00 | 0.02 |
| CARLETON TFRI Team Total | | | | | | | | 9.20 |

73 **Salisbury**
C2C

▼ 25
LW: 48

| Event | NQR | Athlete | Yr | Season Qual. Best | Date | Pl. Pts. | Bonus | TOTAL |
|--|-----|--|----|---------------------|---------|----------|-------|-------|
| Scored bests come from CURRENT qualifying season | | | | | | | | |
| ► 60m | 16 | Kai SMITH | JR | 6.87 | 12/8/24 | 1.25 | 0.39 | 1.64 |
| ► 60m | 20 | Jacob SHELTON | SR | 6.88 | 12/8/24 | 0.7 | 0.32 | 1.02 |
| ► 60H | 17 | Gavin SHAFFER | JR | 8.20 | 12/8/24 | 1 | 0.23 | 1.23 |
| ► 200m | 12 | Kai SMITH | JR | 21.73 | 1/24/25 | 4 | 0.53 | 4.53 |
| ► 4x400 | 18 | Isaiah Rivera, Hayden Myers, Dominic Roddy, Kai Smith | | 3:20.87c (3:24.07f) | 12/8/24 | 0.4 | 0.18 | 0.58 |
| SALISBURY TFR1 Team Total | | | | | | | | 9.00 |

74 **Hardin-Simmons**
Independent

LW:

| Event | NOR | Athlete | Yr | Season Qual. Best | Date | Pl. Pts. | Bonus | TOTAL |
|---|-----|-------------|----|-------------------|------|----------|-------|-------------|
| Scored bests come from CURRENT qualifying season | | | | | | | | |
| ► HJ | 8 | Gunner HELM | JR | 2.05m | 6-8¾ | 1/25/25 | 8 | 0.87 |
| HARDIN-SIMMONS TFRI Team Total | | | | | | | | 8.87 |

75 Concordia Moorhead

LW:

| Event | NQR | Athlete | Yr | Season Qual. Best | Date | Pl. Pts. | Bonus | TOTAL |
|---|-----|------------------|----|-------------------|------|----------|-------|-------------|
| Scored bests come from CURRENT qualifying season | | | | | | | | |
| ► SP | 8 | Cooper FOLKESTAD | JR | 16.28m | 53-5 | 12/14/24 | 8 | 0.68 |
| CONCORDIA MOORHEAD TFRI Team Total | | | | | | | | 8.68 |

76 Emory
UAA

66
LW: 10

| Event | NQR | Athlete | Yr | Season Qual. Best | Date | Pl. Pts. | Bonus | TOTAL | |
|--|-----|--------------------|----|-------------------|---------|----------|-------|-------|------|
| Scored bests come from CURRENT qualifying season | | | | | | | | | |
| ► 800m | 10 | Dawit DEAN | SR | 1:53.41 | 1/17/25 | 6 | 0.74 | 6.74 | |
| ► LJ | 18 | Henry BRANDSTADTER | JR | 7.07m | 23-2½ | 12/6/24 | 0.9 | 0.11 | 1.01 |
| EMORY TFRI Team Total | | | | | | | | 7.75 | |

77 **UMass Dartmouth**
Little East

LW:

| Event | NQR | Athlete | Yr | Season Qual. Best | Date | Pl. Pts. | Bonus | TOTAL |
|--|-----|------------------|----|-------------------|-------|----------|-------|-------|
| Scored bests come from CURRENT qualifying season | | | | | | | | |
| ► HJ | 30 | Vincenzo VIDETTA | JR | 1.95m | 6-4¾ | 1/18/25 | 0.05 | 0.00 |
| ► WT | 9 | Joseph UWANOGHO | SR | 18.46m | 60-6¾ | 1/11/25 | 7 | 0.70 |
| UMASS DARTMOUTH TFRI Team Total | | | | | | | | 7.75 |

78 **Roanoke**
ODAC

40
LW: 38

| Event | NQR | Athlete | Yr | Season Qual. Best | Date | Pl. Pts. | Bonus | TOTAL |
|--|-----|--|----|----------------------|---------|----------|-------|-------|
| Scored bests come from CURRENT qualifying season | | | | | | | | |
| ► 60m | 27 | Amari CARTER | FR | 6.90 | 12/8/24 | 0.125 | 0.17 | 0.30 |
| ► 60m | 31 | Brady FOWLER | SR | 6.91 | 1/25/25 | 0.04 | 0.10 | 0.14 |
| ► 200m | 37 | Brady FOWLER | SR | 21.98 | 1/25/25 | 0 | 0.05 | 0.05 |
| ► DMR | 8 | Seth Perry, Brandon Heffinger, Adrian Shiguango-Holtz, Ian Fellows | | 10:29.80c(10:38.35f) | 1/18/25 | 6 | 0.91 | 6.91 |
| ► HJ | 30 | Cody ROUPE | SO | 1.95m 6-4¾ | 1/25/25 | 0.05 | 0.00 | 0.05 |
| ROANOKE TFRI Team Total | | | | | | | | 7.46 |

79 Saint Mary's (Minn.)

LW:

| Event | NQR | Athlete | Yr | Season Qual. Best | Date | Pl. Pts. | Bonus | TOTAL |
|---|-----|-------------|----|-------------------|---------|----------|-------|-------------|
| Scored bests come from CURRENT qualifying season | | | | | | | | |
| ► 200m | 10 | Chris BULWA | SR | 21.71c (22.09f) | 1/25/25 | 6 | 0.58 | 6.58 |
| SAINT MARY'S (MINN.) TFR1 Team Total | | | | | | | | 6.58 |



Only those who score >0.01 pts are shown

D denotes multiple-event rule in affect

80 **Coe**
American Rivers

81

Trine

MIAA

▼

68

LW: 13

82 **Hartford**
Independent LW:

83 **St. John Fisher**
 Empire 8 LW:

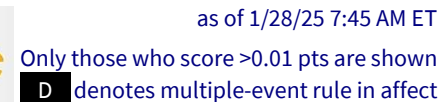
84 **Utica**
 Empire 8 LW:

85 **Redlands (Calif.)**
Independent LW:

86 **SUNY Delhi** ▼ **31**
Independent LW: 55

87 Mount Union  **65**
OAC LW: 22

| Event | NQR | Athlete | Yr | Season Qual. Best | Date | Pl. Pts. | Bonus | TOTAL |
|---|-----|-----------------|----|-------------------|----------------|----------|-------|-------------|
| Scored bests come from CURRENT qualifying season | | | | | | | | |
| ► 60m | 12 | Ryder GREENWOOD | FR | 6.85 | 12/7/24 | 4 | 0.53 | 4.53 |
| ► 60m | 35 | Brailon WILCOX | FR | 6.92 | 1/25/25 | 0.01 | 0.07 | 0.08 |
| ► 60m | 35 | Vinny ZEREN | SR | 6.92 | 1/25/25 | 0.01 | 0.07 | 0.08 |
| ► 200m | 31 | Ryder GREENWOOD | FR | 21.92c (22.31f) | 12/7/24 | 0.04 | 0.12 | 0.16 |
| ► SP | 22 | Ryan MCVICKER | JR | 15.81m | 51-10½ 12/7/24 | 0.5 | 0.00 | 0.50 |
| MOUNT UNION TFR1 Team Total | | | | | | | | 5.36 |

**MEN — 2025 Week #1, January 28**

88 Washington and Lee

LW:

WASHINGTON AND LEE TFR1 Team Total 4.81

89 Suffolk
GNAC

LW:

SUFFOLK TFRI Team Total 4.73

90 **Benedictine (Ill.)**
NACC

LW: 43

BENEDICTINE (ILL.) TFR1 Team Total 4.53

91 **Stockton**
NJAC

LW:

STOCKTON TFRI Team Total 4.47

92 Williams
Independent

LW: 16

WILLIAMS TFR1 Team Total 4.40

93 **Muhlenberg**
Centennial

LW:

MUHLENBERG TFR1 Team Total 4.39

94 **Albion**
MIAA

LW:

ALBION TFRI Team Total 4.24

95 Anderson (Ind.)
HCAC

LW:

ANDERSON (IND.) TFRI Team Total 3.96



Only those who score >0.01 pts are shown

D denotes multiple-event rule in affect

MEN — 2025 Week #1, January 28

96

Widener
MAC

▼ **41**
LW: 55

| Event | NQR | Athlete | Yr | Season Qual. Best | Date | Pl. Pts. | Bonus | TOTAL |
|---|-----|----------------|----|-------------------|--------------|----------|-------|-------------|
| Scored bests come from CURRENT qualifying season | | | | | | | | |
| ▶ 400m | 14 | Samuel KNOWLES | SR | 48.37 | 1/24/25 | 2 | 0.44 | 2.44 |
| ▶ TJ | 16 | Matayo MCGRAW | SO | 14.17m | 46-6 1/18/25 | 1.25 | 0.23 | 1.48 |
| WIDENER TFRI Team Total | | | | | | | | 3.92 |

97

UW-Stevens Point

▼ 54
LW: 43

| Event | NQR | Athlete | Yr | Season Qual. Best | Date | Pl. Pts. | Bonus | TOTAL |
|--|-----|-----------------|----|---------------------|---------|----------|-------|-------|
| Scored bests come from CURRENT qualifying season | | | | | | | | |
| ► Mile | 20 | Derek PENZKOVER | SR | 4:13.49c (4:16.72f) | 1/25/25 | 0.7 | 0.26 | 0.96 |
| ► HJ | 18 | Casey PLOEDERL | JR | 2.00m 6-6¾ | 1/18/25 | 0.9 | 0.11 | 1.01 |
| ► HJ | 30 | Reid RYDZEWSKI | FR | 1.95m 6-4¾ | 1/18/25 | 0.05 | 0.00 | 0.05 |
| ► TJ | 28 | Ian LILLQUIST | SR | 13.95m 45-9¼ | 1/18/25 | 0.1 | 0.00 | 0.10 |
| ► SP | 15 | Austin RENNHACK | SR | 15.99m 52-5½ | 1/25/25 | 1.5 | 0.18 | 1.68 |
| UW-STEVENS POINT TFRI Team Total | | | | | | | | 3.80 |

98

Wentworth (Mass.)
Independent

LW:

| Event | NQR | Athlete | Yr | Season Qual. Best | Date | Pl. Pts. | Bonus | TOTAL |
|---|-----|----------------|----|-------------------|---------|----------|-------|-------------|
| Scored bests come from CURRENT qualifying season | | | | | | | | |
| ► TJ | 13 | Fabrice FOURON | JR | 14.21m 46-7½ | 1/18/25 | 3 | 0.35 | 3.35 |
| WENTWORTH (MASS.) TFRI Team Total | | | | | | | | 3.35 |

99

Whitworth
Independent

LW:

| Event | NOR | Athlete | Yr | Season Qual. Best | Date | Pl. Pts. | Bonus | TOTAL |
|--|-----|--|----|-------------------|----------|----------|-------|-------|
| Scored bests come from CURRENT qualifying season | | | | | | | | |
| ► DMR | 14 | London Haley, Logan Noble, Kaiser Martin, James Dugenet | | 10:41.00 | 1/18/25 | 0.8 | 0.02 | 0.82 |
| ► SP | 15 | Luke DAVIS | SR | 15.99m 52-5½ | 12/14/24 | 1.5 | 0.18 | 1.68 |
| WHITWORTH TFRI Team Total | | | | | | | | 2.50 |

100

Springfield (Mass.)

LW:

| Event | NQR | Athlete | Yr | Season Qual. Best | Date | Pl. Pts. | Bonus | TOTAL |
|--|-----|------------------|----|-------------------|---------|----------|-------|-------|
| Scored bests come from CURRENT qualifying season | | | | | | | | |
| ▶ 60H | 29 | Michael ANDERSON | SO | 8.28 | 1/18/25 | 0.075 | 0.00 | 0.08 |
| ▶ 200m | 17 | Michael SCOTT | SR | 21.81c (22.20f) | 1/18/25 | 1 | 0.33 | 1.33 |
| ▶ HJ | 18 | Jamil MANU | JR | 2.00m 6-6¾ | 12/7/24 | 0.9 | 0.11 | 1.01 |
| SPRINGFIELD (MASS.) TFRI Team Total | | | | | | | | 2.42 |

101

Dickinson
Centennial

▼ **58**
LW: 43

| Event | NOR | Athlete | Yr | Season Qual. Best | Date | Pl. Pts. | Bonus | TOTAL |
|--|-----|-----------------------|----|---------------------|---------|----------|-------|-------|
| Scored bests come from CURRENT qualifying season | | | | | | | | |
| ▶ 60m | 27 | Franklyn AKABI-DURING | FR | 6.90 | 1/25/25 | 0.125 | 0.17 | 0.30 |
| ▶ 200m | 29 | Franklyn AKABI-DURING | FR | 21.90c (22.29f) | 12/8/24 | 0.075 | 0.15 | 0.22 |
| ▶ 800m | 15 | Trevor RICHWINE | JR | 1:54.08c (1:55.71f) | 1/18/25 | 1.5 | 0.37 | 1.87 |
| DICKINSON TFRI Team Total | | | | | | | | 2.39 |

102

Otterbein
OAC

LW:

| Event | NQR | Athlete | Yr | Season Qual. Best | Date | Pl. Pts. | Bonus | TOTAL |
|--|-----|-----------------|----|----------------------|---------|----------|-------|-------|
| Scored bests come from CURRENT qualifying season | | | | | | | | |
| ► 5000m | 34 | Payne RATLIFF | JR | 14:47.52c(14:57.02f) | 1/18/25 | 0.015 | 0.00 | 0.02 |
| ► LJ | 14 | Richmond HONKPO | SO | 7.13m 23-4¾ | 12/5/24 | 2 | 0.28 | 2.28 |
| OTTERBEIN TFRI Team Total | | | | | | | | 2.29 |

103

Colby
Independent

LW:

| Event | NOR | Athlete | Yr | Season Qual. Best | Date | Pl. Pts. | Bonus | TOTAL | |
|--|-----|------------------------|----|-------------------|------|----------|-------|-------|------|
| Scored bests come from CURRENT qualifying season | | | | | | | | | |
| ▶ 400m | 25 | Ren ZANZE | SR | 48.79 | | 1/26/25 | 0.2 | 0.05 | 0.25 |
| ▶ PV | 18 | Peter MARTEL | SR | 4.75m | 15-7 | 12/6/24 | 0.9 | 0.00 | 0.90 |
| ▶ PV | 34 | Lexington LEHNERT | FR | 4.60m | 15-1 | 12/6/24 | 0.015 | 0.00 | 0.02 |
| ▶ HEPT | 19 | Myles THORNTON-SHERMAN | SR | 4.413 | | 12/6/24 | 0.8 | 0.01 | 0.81 |
| COLBY TFRI Team Total | | | | | | | | | 1.97 |



Only those who score >0.01 pts are shown

D denotes multiple-event rule in affect

MEN — 2025 Week #1, January 28

104 **Bluffton**
HCAC

LW:

| | | | |
|-----|---------------|---|--------|
| 105 | Pomona-Pitzer | ▼ | 91 |
| | Independent | | LW: 14 |

106 Calvin MIAA LW:

107 Webster
SLIAC LW:

108 **Fredonia**
SUNYAC

LW:

109 UW-Superior UMAC LW:

110 **Southern Maine**  **83**
Little East LW: 27

| | | |
|------------|--------------------------------|-----|
| 111 | La Verne Independent | LW: |
|------------|--------------------------------|-----|

| Event | NOR | Athlete | Yr | Season Qual. Best | Date | Pl. Pts. | Bonus | TOTAL |
|---|-----|---|----|----------------------|---------|----------|-------|-------------|
| Scored bests come from CURRENT qualifying season | | | | | | | | |
| ► DMR | 12 | Fernando Cortez Jr, Isaac Stockton, Nicolas Saenz, Finn McClure | | 10:35.05c(10:43.32A) | 1/25/25 | 1 | 0.38 | 1.38 |
| LA VERNE TFR1 Team Total | | | | | | | | 1.38 |



Only those who score >0.01 pts are shown

D denotes multiple-event rule in affect

MEN — 2025 Week #1, January 28

112 Augustana (Ill.)
CCIW

LW:

| Event | NQR | Athlete | Yr | Season Qual. Best | Date | Pl. Pts. | Bonus | TOTAL |
|---|-----|---------------|----|------------------------------------|---------|----------|-------|-------------|
| Scored bests come from CURRENT qualifying season | | | | | | | | |
| ► 5000m | 20 | Joe LANGRIDGE | SR | 14:36.44 <i>(14:45.83f)</i> | 12/7/24 | 0.7 | 0.14 | 0.84 |
| ► 5000m | 24 | Finbar MARTIN | SR | 14:39.72 <i>(14:49.14f)</i> | 12/7/24 | 0.3 | 0.03 | 0.33 |
| ► 5000m | 30 | Grant ACKARD | SR | 14:45.51 <i>(14:54.99f)</i> | 12/7/24 | 0.05 | 0.00 | 0.05 |
| ► WT | 30 | Magnus WELLS | JR | 17.00m 55-9¼" | 1/25/25 | 0.05 | 0.00 | 0.05 |
| AUGUSTANA (ILL.) TFR1 Team Total | | | | | | | | 1.27 |

113 **WPI**
Independent

LW: 55

| Event | NQR | Athlete | Yr | Season Qual. Best | Date | Pl. Pts. | Bonus | TOTAL |
|--|-----|-----------------|----|---------------------|---------|----------|-------|-------|
| Scored bests come from CURRENT qualifying season | | | | | | | | |
| ▶ 800m | 22 | Brinson WYCHE | JR | 1:54.58 | 12/7/24 | 0.5 | 0.18 | 0.68 |
| ▶ 800m | 24 | Thomas SKERRY | JR | 1:54.66 | 12/7/24 | 0.3 | 0.16 | 0.46 |
| ▶ Mile | 36 | Avi BISSOONDIAL | SR | 4:14.87c (4:18.12f) | 1/25/25 | 0 | 0.10 | 0.10 |
| WPI TFR1 Team Total | | | | | | | | 1.24 |

114 **Colorado College**
Independent

LW:

| Event | NQR | Athlete | Yr | Season Qual. Best | Date | Pl. Pts. | Bonus | TOTAL |
|--|-----|---------------|----|-------------------|---------|----------|-------|-------|
| Scored bests come from CURRENT qualifying season | | | | | | | | |
| ▶ 200m | 27 | Josh WILLIAMS | FR | 21.89c OT(21.82A) | 1/18/25 | 0.125 | 0.16 | 0.29 |
| ▶ 400m | 20 | Josh WILLIAMS | FR | 48.66c (49.22fA) | 1/25/25 | 0.7 | 0.12 | 0.82 |
| COLORADO COLLEGE TFRI Team Total | | | | | | | | 1.11 |

115 **Messiah**
MAC

LW:

| Event | NQR | Athlete | Yr | Season Qual. Best | Date | Pl. Pts. | Bonus | TOTAL |
|--|-----|-----------|----|-------------------|---------|----------|-------|-------|
| Scored bests come from CURRENT qualifying season | | | | | | | | |
| ► TJ | 18 | Zion BUCK | FR | 14.14m 46-4¾ | 1/18/25 | 0.9 | 0.17 | 1.07 |
| MESSIAH TFRI Team Total | | | | | | | | 1.07 |

116 Eastern (Pa.)
MAC

LW:

| Event | NQR | Athlete | Yr | Season Qual. Best | Date | Pl. Pts. | Bonus | TOTAL |
|--|-----|-------------------|----|-------------------|---------|----------|-------|-------|
| Scored bests come from CURRENT qualifying season | | | | | | | | |
| ► 60m | 20 | Ni'Male GREENWOOD | SO | 6.88 | 1/18/25 | 0.7 | 0.32 | 1.02 |
| EASTERN (PA.) TFR1 Team Total | | | | | | | | 1.02 |

117 **Methodist**
USA South

LW:

| Event | NQR | Athlete | Yr | Season Qual. Best | Date | Pl. Pts. | Bonus | TOTAL |
|---|-----|---------------|----|-------------------|------|----------|-------|-------------|
| Scored bests come from CURRENT qualifying season | | | | | | | | |
| ► HJ | 18 | Carland JONES | SO | 2.00m | 6-6¾ | 11/16/24 | 0.9 | 0.11 |
| METHODIST TFR! Team Total | | | | | | | | 1.01 |

117 Saint John's (Minn.)

LW:

| Event | NQR | Athlete | Yr | Season Qual. Best | Date | Pl. Pts. | Bonus | TOTAL | |
|--|-----|------------------|----|-------------------|------|----------|-------|-------|------|
| Scored bests come from CURRENT qualifying season | | | | | | | | | |
| ► HJ | 18 | Jackson MCDOWELL | SO | 2.00m | 6-6¾ | 1/25/25 | 0.9 | 0.11 | 1.01 |
| SAINT JOHN'S (MINN.) TFR1 Team Total | | | | | | | | | 1.01 |

119 **Aurora**
NACC

LW:

| Event | NQR | Athlete | Yr | Season Qual. Best | Date | Pl. Pts. | Bonus | TOTAL | |
|--|-----|----------------|----|-------------------|-------|----------|-------|-------|------|
| Scored bests come from CURRENT qualifying season | | | | | | | | | |
| ► SP | 18 | Steven TINSLEY | SR | 15.87m | 52-¾ | 1/25/25 | 0.9 | 0.04 | 0.94 |
| ► WT | 34 | Steven TINSLEY | SR | 16.93m | 55-6½ | 1/18/25 | 0.015 | 0.00 | 0.02 |
| AURORA TFRI Team Total | | | | | | | | | 0.96 |

120 **MSOE**
NACC

LW:

| Event | NQR | Athlete | Yr | Season Qual. Best | Date | Pl. Pts. | Bonus | TOTAL |
|--|-----|-----------------|----|---------------------|---------|----------|-------|-------|
| Scored bests come from CURRENT qualifying season | | | | | | | | |
| ► 800m | 21 | Adam SHAW | SR | 1:54.43c (1:56.06f) | 1/25/25 | 0.6 | 0.22 | 0.82 |
| ► 800m | 29 | Austin SPRINGER | SO | 1:55.04c (1:56.68f) | 1/25/25 | 0.075 | 0.06 | 0.13 |
| MSOE TFRI Team Total | | | | | | | | 0.96 |



Only those who score >0.01 pts are shown

D denotes multiple-event rule in affect

MEN — 2025 Week #1, January 28

121 Pfeiffer
USA South

LW:

122 **Christopher Newport**
C2C

LW:

123 Grinnell
MWC

LW:

124 **Simpson (Iowa)**
American Rivers

LW: 48

125 **Oberlin**
NCAC

LW:

126 **Trinity (Conn.)**
Independent

LW: 48

127 UW-Platteville
WIAC

LW: 38

128 **Texas Lutheran**
Independent

LW:

| Event | NQR | Athlete | Yr | Season Qual. Best | Date | Pl. Pts. | Bonus | TOTAL | |
|--|-----|--------------|----|-------------------|------|----------|-------|-------|------|
| Scored bests come from CURRENT qualifying season | | | | | | | | | |
| ► HJ | 30 | Parker CABRA | SO | 1.95m | 6-4¾ | 1/25/25 | 0.05 | 0.00 | 0.05 |
| ► PV | 22 | Ezra ACERO | SR | 4.70m | 15-5 | 1/17/25 | 0.5 | 0.00 | 0.50 |
| TEXAS LUTHERAN TFRI Team Total | | | | | | | | | 0.55 |



Only those who score >0.01 pts are shown

D denotes multiple-event rule in affect

MEN — 2025 Week #1, January 28

129 Gustavus Adolphus

LW:

Scored bests come from CURRENT qualifying season

| | |
|--|-------------|
| GUSTAVUS ADOLPHUS TFR1 Team Total | 0.50 |
|--|-------------|

130 **Castleton**
Little East

LW:

Scored bests come from CURRENT qualifying season

| | |
|----------------------------------|-------------|
| CASTLETON TFR/ Team Total | 0.50 |
|----------------------------------|-------------|

131 **Mary Washington**
C2C

LW:

Scored bests come from CURRENT qualifying season

| | |
|--|-------------|
| MARY WASHINGTON TFR1 Team Total | 0.47 |
|--|-------------|

132 **Hanover**
HCAC

LW:

Scored bests come from CURRENT qualifying season

| | |
|--------------------------------|-------------|
| HANOVER TFRI Team Total | 0.40 |
|--------------------------------|-------------|

133 Lebanon Valley MAC

LW:

Scored bests come from CURRENT qualifying season

LEBANON VALLEY TFR1 Team Total 0.40

134 Rutgers-Camden
NJAC

LW:

Scored bests come from CURRENT qualifying season

| | |
|---------------------------------------|-------------|
| RUTGERS-CAMDEN TFRI Team Total | 0.33 |
|---------------------------------------|-------------|

135 **Keene State**
Little East

LW:

Scored bests come from CURRENT qualifying season

KEENE STATE TFRI Team Total 0.29

136 **Mount St. Joseph**
HCAC

LW:

Scored bests come from CURRENT qualifying season

MOUNT ST. JOSEPH TFRI Team Total 0.29



Only those who score >0.01 pts are shown

D denotes multiple-event rule in affect

MEN — 2025 Week #1, January 28

137 **Ithaca**
Liberty League

LW:

| Event | NQR | Athlete | Yr | Season Qual. Best | Date | Pl. Pts. | Bonus | TOTAL |
|--|-----|---------------|----|-------------------|---------|----------|-------|-------|
| Scored bests come from CURRENT qualifying season | | | | | | | | |
| ► HEPT | 26 | Noah MCKIBBEN | JR | 4,169 | 12/7/24 | 0.15 | 0.00 | 0.15 |
| ► HEPT | 29 | Rhys TICKNER | FR | 4,104 | 12/7/24 | 0.075 | 0.00 | 0.08 |
| ITHACA TFRI Team Total | | | | | | | | 0.23 |

138 **Husson**
Independent

LW:

| Event | NQR | Athlete | Yr | Season Qual. Best | Date | Pl. Pts. | Bonus | TOTAL |
|--|-----|---|----|--|----------|----------|-------|-------|
| Scored bests come from CURRENT qualifying season | | | | | | | | |
| ► DMR | 20 | David Hileman, Micah Bryan, Richard Cromwell, Jeremy Stone | | 10:51.96 <i>c</i> (11:00.81 <i>f</i>) | 12/13/24 | 0.2 | 0.00 | 0.20 |
| HUSSON TFRI Team Total | | | | | | | | 0.20 |

138 **Merchant Marine Academy**
Independent

LW:

| Event | NQR | Athlete | Yr | Season Qual. Best | Date | Pl. Pts. | Bonus | TOTAL |
|--|-----|------------|----|-------------------|--------|----------|-------|-------------|
| Scored bests come from CURRENT qualifying season | | | | | | | | |
| ► TJ | 25 | Konnor BYE | SR | 14.01m 45-11¾ | 1/3/25 | 0.2 | 0.00 | 0.20 |
| MERCHANT MARINE ACADEMY TFRI Team Total | | | | | | | | 0.20 |

138 **Stevens**
MAC

LW:

| Event | NQR | Athlete | Yr | Season Qual. Best | Date | Pl. Pts. | Bonus | TOTAL |
|--|-----|----------------|----|-------------------|---------|----------|-------|-------|
| Scored bests come from CURRENT qualifying season | | | | | | | | |
| ► HEPT | 25 | Brandon KIEFER | JR | 4,201 | 12/7/24 | 0.2 | 0.00 | 0.20 |
| STEVENS TFRI Team Total | | | | | | | | 0.20 |

141 **Bridgewater State**
MASCAC

LW:

| Event | NQR | Athlete | Yr | Season Qual. Best | Date | Pl. Pts. | Bonus | TOTAL |
|--|-----|-------------|----|-------------------|---------|----------|-------|-------|
| Scored bests come from CURRENT qualifying season | | | | | | | | |
| ▶ 200m | 34 | Matt MOONEY | SO | 21.95c (22.34f) | 1/18/25 | 0.015 | 0.09 | 0.10 |
| ▶ HJ | 30 | Alex HUYNH | FR | 1.95m 6-4¾ | 1/11/25 | 0.05 | 0.00 | 0.05 |
| BRIDGEWATER STATE TFRI Team Total | | | | | | | | 0.15 |

142 Allegheny (Pa.)
PAC

LW:

| Event | NQR | Athlete | Yr | Season Qual. Best | Date | Pl. Pts. | Bonus | TOTAL |
|---|-----|------------|----|-------------------|------|----------|-------|-------------|
| Scored bests come from CURRENT qualifying season | | | | | | | | |
| ► LJ | 26 | Aaron MOON | SR | 7.02m | 23-½ | 12/7/24 | 0.15 | 0.00 |
| ALLEGHENY (PA.) TFR1 Team Total | | | | | | | | 0.15 |

142 **Claremont-Mudd-Scripps**
Independent

LW:

| Event | NOR | Athlete | Yr | Season Qual. Best | Date | Pl. Pts. | Bonus | TOTAL |
|---|-----|---------------|----|-------------------|-------|----------|-------|-------------|
| Scored bests come from CURRENT qualifying season | | | | | | | | |
| ► PV | 26 | Leo SUNDSTROM | SR | 4.69m | 15-4½ | 1/25/25 | 0.15 | 0.00 |
| CLAREMONT-MUDD-SCRIPPS TFRI Team Total | | | | | | | | 0.15 |

144 **Coast Guard**
Independent

96
LW: 48

| Event | NQR | Athlete | Yr | Season Qual. Best | Date | Pl. Pts. | Bonus | TOTAL |
|--|-----|----------|----|-------------------|---------|----------|-------|-------|
| Scored bests come from CURRENT qualifying season | | | | | | | | |
| ► 200m | 33 | Ian NAFF | SO | 21.94cu (22.62u) | 1/18/25 | 0.02 | 0.10 | 0.12 |
| COAST GUARD TFR1 Team Total | | | | | | | | 0.12 |

145 **Geneva**
PAC

LW:

| Event | NQR | Athlete | Yr | Season Qual. Best | Date | Pl. Pts. | Bonus | TOTAL |
|--|-----|-----------------|----|-------------------|---------|----------|-------|-------|
| Scored bests come from CURRENT qualifying season | | | | | | | | |
| ► Mile | 41 | Kevin ARSENEAUX | SR | 4:15.17 O | 1/25/25 | 0 | 0.06 | 0.06 |
| ► HJ | 30 | Jack GARVIN | JR | 1.95m 6-4¾ | 1/18/25 | 0.05 | 0.00 | 0.05 |
| GENEVA TFRI Team Total | | | | | | | | 0.11 |



Only those who score >0.01 pts are shown

D denotes multiple-event rule in affect

MEN — 2025 Week #1, January 28

146 **Elmhurst**
CCIW

LW:

| Event | NQR | Athlete | Yr | Season Qual. Best | Date | Pl. Pts. | Bonus | TOTAL |
|--|-----|----------------|----|-------------------|---------|----------|-------|-------|
| Scored bests come from CURRENT qualifying season | | | | | | | | |
| ► 60m | 35 | Cristian DOYLE | FR | 6.92 | 12/7/24 | 0.01 | 0.07 | 0.08 |
| ► PV | 34 | Logan TURNEY | JR | 4.60m | 15-1 | 0.015 | 0.00 | 0.02 |
| ELMHURST TFRI Team Total | | | | | | | | 0.09 |

147 **Juniata**
Landmark

LW:

| Event | NQR | Athlete | Yr | Season Qual. Best | Date | Pl. Pts. | Bonus | TOTAL |
|---|-----|--------------|----|-------------------|---------|----------|-------|-------------|
| Scored bests come from CURRENT qualifying season | | | | | | | | |
| ► 60m | 35 | Colson LEWIS | SR | 6.92 | 1/18/25 | 0.01 | 0.07 | 0.08 |
| JUNIATA TFR1 Team Total | | | | | | | | 0.08 |

148 DeSales
MAC

LW:

| Event | NOR | Athlete | Yr | Season Qual. Best | Date | Pl. Pts. | Bonus | TOTAL |
|---|-----|---------------|----|-------------------|---------|----------|-------|-------------|
| Scored bests come from CURRENT qualifying season | | | | | | | | |
| ► 60H | 29 | Sam ESTHERSON | SR | 8.28 | 12/7/24 | 0.075 | 0.00 | 0.08 |
| DESALES TFRI Team Total | | | | | | | | 0.08 |

149 **Misericordia**
MAC

LW:

| Event | NQR | Athlete | Yr | Season Qual. Best | Date | Pl. Pts. | Bonus | TOTAL |
|--|-----|-------------------|-----|-------------------|---------|----------|-------|-------|
| Scored bests come from CURRENT qualifying season | | | | | | | | |
| ► 200m | 39 | Richard BILLINGS | SO | 21.99c (22.38f) | 1/17/25 | 0 | 0.04 | 0.04 |
| ► LJ | 32 | Matthieu BRUNELLE | SJR | 6.98m | 22-10% | 1/10/25 | 0.03 | 0.00 |
| MISERICORDIA TFR Team Total | | | | | | | | 0.07 |

150 Saint Joseph's (Maine)
GNAC

LW:

| Event | NQR | Athlete | Yr | Season Qual. Best | Date | Pl. Pts. | Bonus | TOTAL |
|--|-----|------------------|----|---------------------|---------|----------|-------|-------|
| Scored bests come from CURRENT qualifying season | | | | | | | | |
| ▶ 200m | 37 | Abdirizak ABUKAR | JR | 21.98c (22.37f) | 12/6/24 | 0 | 0.05 | 0.05 |
| ▶ 800m | 35 | Haytham RAMADAN | SO | 1:55.24c (1:56.88f) | 1/18/25 | 0.01 | 0.00 | 0.01 |
| SAINT JOSEPH'S (MAINE) TFR1 Team Total | | | | | | | | 0.06 |

151 **Oglethorpe**
SAA

LW:

| Event | NQR | Athlete | Yr | Season Qual. Best | Date | Pl. Pts. | Bonus | TOTAL |
|--|-----|---------------|----|-------------------|---------|----------|-------|-------|
| Scored bests come from CURRENT qualifying season | | | | | | | | |
| ► Mile | 42 | Ashton DERISO | SR | 4:15.19 | 1/18/25 | 0 | 0.06 | 0.06 |
| OGLETHORPE TFR! Team Total | | | | | | | | 0.06 |

152 **Adrian**
MIAA

LW:

| Event | NOR | Athlete | Yr | Season Qual. Best | Date | Pl. Pts. | Bonus | TOTAL |
|--|-----|-----------------|----|-------------------|---------|----------|-------|-------|
| Scored bests come from CURRENT qualifying season | | | | | | | | |
| ► 400m | 30 | Jackson HAYWARD | | 48.86 OT | 12/7/24 | 0.05 | 0.01 | 0.06 |
| ADRIAN TFR/ Team Total | | | | | | | | 0.06 |

153 **Manchester**
HCAC

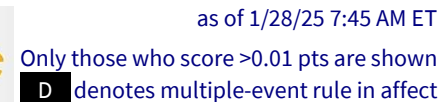
LW:

| Event | NQR | Athlete | Yr | Season Qual. Best | Date | Pl. Pts. | Bonus | TOTAL |
|--|-----|--------------|----|-------------------|------|----------|-------|-------|
| Scored bests come from CURRENT qualifying season | | | | | | | | |
| ► HJ | 30 | Kenneth REDD | SO | 1.95m | 6-4¾ | 1/24/25 | 0.05 | 0.00 |
| MANCHESTER TFR! Team Total | | | | | | | | 0.05 |

153 **Martin Luther**
UMAC

90
LW: 63

| Event | NQR | Athlete | Yr | Season Qual. Best | Date | Pl. Pts. | Bonus | TOTAL |
|--|-----|----------------|----|-------------------|------|----------|-------|-------|
| Scored bests come from CURRENT qualifying season | | | | | | | | |
| ► HJ | 30 | Samuel PLOCHER | SO | 1.95m | 6-4¾ | 1/18/25 | 0.05 | 0.00 |
| MARTIN LUTHER TRI Team Total | | | | | | | | 0.05 |

**MEN — 2025 Week #1, January 28**

153 **Ohio Wesleyan**
NCAC

LW:

Scored bests come from CURRENT qualifying season

| | |
|--------------------------------------|-------------|
| OHIO WESLEYAN TFR1 Team Total | 0.05 |
|--------------------------------------|-------------|

153 **SUNY Oneonta**
SUNYAC

LW:

Scored bests come from CURRENT qualifying season

| | |
|-------------------------------------|-------------|
| SUNY ONEONTA TFR1 Team Total | 0.05 |
|-------------------------------------|-------------|

157 **Union (N.Y.)**
Liberty League

LW:

Scored bests come from CURRENT qualifying season

| | |
|-------------------------------------|-------------|
| UNION (N.Y.) TFR1 Team Total | 0.02 |
|-------------------------------------|-------------|

158 **Southern Virginia**
USA South

LW:

Scored bests come from CURRENT qualifying season

SOUTHERN VIRGINIA TERI Team Total 0.02

159 **Rhode Island College**
Little East

LW:

Scored bests come from CURRENT qualifying season

RHODE ISLAND COLLEGE TFR/ Team Total **0.01**