



Only those who score >0.01 pts are shown

D denotes multiple-event rule in affect

WOMEN — 2025 Checkpoint #2, April 8

Georgia
SEC

5

LW: 6

Event	NQR	Athlete	Yr	Season Qual. Best	Date	Pl. Pts.	Bonus	TOTAL
Scored bests come from CURRENT qualifying season								
► 100m	30	Reign REDMOND	FR	11.35 (1.8)	4/5/25	0.7	0.23	0.93
► 100m	47	Sanaa FREDERICK	FR	11.44w (2.7)	4/5/25	0.075	0.00	0.08
► 200m	1	Dejanea OAKLEY	JR	22.43 (1.7)	4/5/25	30	2.97	32.97
► 200m	5	Aaliyah BUTLER	JR	22.63 (1.2)	4/5/25	22	1.98	23.98
► 200m	7	Kaila JACKSON	JR	22.69 (1.7)	4/5/25	18	1.68	19.68
► 200m	50	Sanaa FREDERICK	FR	23.41 (1.0)	4/5/25	0.01	0.00	0.01
► 400m	27	Haley TATE	JR	52.97	4/5/25	0.85	0.26	1.11
► 400H	1	Michelle SMITH	FR	54.56	4/5/25	30	4.14	34.14
► 4x100	4	Kaila Jackson, Reign Redmond, Sanaa Frederick, Dejanea Oakley		43.18	4/5/25	24	2.99	26.99
► 4x400	9	Michelle Smith, Dejanea Oakley, Sole Frederick, Haley Tate		3:30.87	4/5/25	14	1.25	15.25
► TJ	10	Skylynn TOWNSEND	FR	13.21m 43-4¼ (1.7)	3/22/25	12	0.93	12.93
► TJ	22	Danah NEMBHARD	FR	12.96m 42-6¼ (1.4)	3/22/25	2	0.31	2.31
► TJ	47	Alisa GORDON	FR	12.63m 41-5¼ (0.2)	3/22/25	0.075	0.00	0.08
► SP	8	Kelsie MURRELL-ROSS	SR	17.74m 58-2½	4/5/25	16	1.56	17.56
► HT	6	Stephanie RATCLIFFE	SR	66.48m 218-2	3/22/25	20	1.45	21.45
► JAV	1	Manuela ROTUNDO	FR	64.17m 210-7	4/5/25	30	5.57	35.57
► JAV	2	Lianna DAVIDSON	SR	63.79m 209-4	3/22/25	28	5.34	33.34
► JAV	12	Erin MCMENIMAN	SR	53.05m 174-1	3/22/25	9	0.55	9.55
GEORGIA TFRI Team Total								287.94

Southern California

Big Ten

1

LW: 1

Event	NQR	Athlete	Yr	Season Qual. Best	Date	Pl. Pts.	Bonus	TOTAL
Scored bests come from CURRENT qualifying season								
► 100m	3	Samirah MOODY	SR	11.03w (3.8)	4/4/25	26	2.01	28.01
► 100m	6	Dajaz DEFRAND	JR	11.08w (3.8)	4/4/25	20	1.58	21.58
► 100m	17	Jassani CARTER	JR	11.22 (-0.2)	3/22/25	4.5	0.60	5.10
► 100m	20	Brianna SELBY	FR	11.26 (-1.3)	3/22/25	3	0.48	3.48
► 100m	21	Tiana EYAKPOBEYAN	FR	11.30w (3.8)	4/4/25	2.5	0.37	2.87
► 100m	33	Christine MALLARD	JR	11.36w (3.8)	4/4/25	0.55	0.20	0.75
► 100m	37	Olivia PACE	FR	11.38w (2.8)	3/29/25	0.35	0.15	0.50
► 100m	46	Mia BRAHE-PEDERSEN	FR	11.43w (3.8)	4/4/25	0.1	0.01	0.11
► 100H	6	Nonah WALDRON	SO	12.89w (2.3)	4/4/25	20	1.72	21.72
► 100H	24	Jalaysiya SMITH	SR	13.28w (2.3)	4/4/25	1	0.32	1.32
► 200m	3	Madison WHYTE	SO	22.52 (1.7)	3/29/25	26	2.52	28.52
► 200m	8	Jassani CARTER	JR	22.77 (1.7)	3/29/25	16	1.33	17.33
► 200m	10	Samirah MOODY	SR	22.86 (1.8)	3/29/25	12	1.04	13.04
► 200m	14	Christine MALLARD	JR	23.03w (2.2)	4/4/25	7	0.54	7.54
► 200m	25	Yemi JOHN	JR	23.15w (4.0)	4/4/25	0.95	0.35	1.30
► 200m	41	Olivia PACE	FR	23.33w (4.0)	4/4/25	0.225	0.07	0.29
► 400m	2	Madison WHYTE	SO	50.91	3/29/25	28	2.96	30.96
► 400m	6	Yemi JOHN	JR	51.70	3/29/25	20	1.51	21.51
► 4x100	9	Tiana Eyakpobeyan, Dajaz Defrand, Madison Whyte, Jassani Carter		43.62	3/29/25	14	1.48	15.48
► 4x400	18	Takiya Cenci, Maira Scott, Mia Brahe-Pedersen, Madison Whyte		3:33.52	3/22/25	4	0.36	4.36
► LJ	28	Falyn LOTT	FR	6.23m 20-5¼ (0.6)	3/22/25	0.8	0.14	0.94
► TJ	16	Jada FOREMAN	JR	13.02m 42-8¾ (1.0)	3/29/25	5	0.43	5.43
► SP	7	Ashley ERASMUS	FR	17.82m 58-5¼	3/22/25	18	1.71	19.71
► DISC	21	Reese GARLAND	SO	55.46m 182-0	4/5/25	2.5	0.37	2.87
► DISC	39	Karyssa OWENS	JR	53.04m 174-0	4/5/25	0.275	0.00	0.28
► DISC	42	Ashley ERASMUS	FR	53.01m 173-11	3/22/25	0.2	0.00	0.20
► HT	39	Karyssa OWENS	JR	60.68m 199-1	3/22/25	0.275	0.00	0.28
SOUTHERN CALIFORNIA TFRI Team Total								255.49



Only those who score >0.01 pts are shown

D denotes multiple-event rule in affect

WOMEN — 2025 Checkpoint #2, April 8

3

Texas A&M
SEC

unch

LW: 3

Event	NQR	Athlete	Yr	Season Qual. Best		Date	Pl. Pts.	Bonus	TOTAL
Scored bests come from CURRENT qualifying season									
► 100m	4	Camryn DICKSON	JR	11.06w	(3.9)	3/22/25	24	1.75	25.75
► 100m	19	Jasmine MONTGOMERY	JR	11.25	(1.8)	4/5/25	3.5	0.51	4.01
► 100m	43	Bria BULLARD	SR	11.40w	(2.8)	3/29/25	0.175	0.09	0.27
► 100m	49	Elnita GREEN	SO	11.45w	(2.8)	3/29/25	0.025	0.00	0.03
► 100H	4	Jaiya COVINGTON	JR	12.82w	(2.1)	4/5/25	24	2.25	26.25
► 100H	25	Jasmine HARMON	SO	13.30	(0.6)	3/29/25	0.95	0.27	1.22
► 200m	2	Camryn DICKSON	JR	22.48	(1.7)	4/5/25	28	2.72	30.72
► 200m	4	Jasmine MONTGOMERY	JR	22.59	(1.2)	4/5/25	24	2.17	26.17
► 200m	28	Kennedy WADE	SR	23.20w	(4.0)	3/22/25	0.8	0.27	1.07
► 400m	7	Latasha SMITH	SR	51.81		4/5/25	18	1.37	19.37
► 400m	14	Kennedy WADE	SR	52.53		4/5/25	7	0.54	7.54
► 400m	18	Jaydan WOOD	SR	52.55		4/5/25	4	0.52	4.52
► 400m	48	Tyler LOWE	FR	53.64		3/29/25	0.05	0.00	0.05
► 1500m	44	Debora CHERONO	FR	4:18.36		3/29/25	0.15	0.05	0.20
► Steeple	9	Debora CHERONO	FR	10:02.32		4/5/25	14	1.02	15.02
► Steeple	14	Kennady FONTENOT	SO	10:08.47		3/29/25	7	0.55	7.55
► Steeple	24	Emma LITTLE	SO	10:16.08		3/29/25	1	0.24	1.24
► 10,000m	41	Megan ROBERTS	FR	33:31.12		3/29/25	0.225	0.03	0.26
► 4x100	2	Latasha Smith, Camryn Dickson, Bria Bullard, Jasmine Montgomery		42.94		4/5/25	28	3.86	31.86
► 4x400	7	Camryn Dickson, Latasha Smith, Jaydan Wood, Jasmine Montgomery		3:30.21		4/5/25	18	1.54	19.54
► HJ	32	Milena CHEVALLIER	FR	1.76m	5-9¼	4/5/25	0.6	0.00	0.60
► PV	41	Heather ABADIE	SR	4.10m	13-5¼	3/22/25	0.225	0.00	0.23
► LJ	17	Sofia IAKUSHINA	FR	6.32m	20-9 (0.8)	3/29/25	4.5	0.47	4.97
► TJ	21	Victoria KADIRI	SR	12.98m	42-7 (1.2)	4/5/25	2.5	0.35	2.85
► SP	37	Carlie WEISER	SO	16.10m	52-10	3/29/25	0.35	0.00	0.35
► DISC	11	Abigail MARTIN	SO	57.16m	187-7	3/22/25	10	0.75	10.75
► JAV	36	Mckenzie FAIRCHILD	SO	49.09m	161-1	3/29/25	0.4	0.00	0.40
TEXAS A&M TFRI Team Total									242.79

4

Texas
SEC

2

LW: 2

Event	NQR	Athlete	Yr	Season Qual. Best	Date	Pl. Pts.	Bonus	TOTAL
Scored bests come from CURRENT qualifying season								
▶ 100m	21	Carleta BERNARD	SO	11.30w (2.8)	3/29/25	2.5	0.37	2.87
▶ 100m	30	Holly OKUKU	FR	11.35w (3.1)	4/5/25	0.7	0.23	0.93
▶ 100H	2	Akala GARRETT	SO	12.75w (2.6)	3/29/25	28	2.79	30.79
▶ 200m	16	Carleta BERNARD	SO	23.07 (1.6)	3/29/25	5	0.48	5.48
▶ 200m	37	Holly OKUKU	FR	23.29 (1.6)	3/29/25	0.35	0.13	0.48
▶ 400H	3	Akala GARRETT	SO	55.49	3/29/25	26	2.62	28.62
▶ 400H	23	MacKenzie COLLINS	FR	57.96	3/29/25	1.5	0.35	1.85
▶ 5000m	40	Eva JESS	SR	15:57.92	3/29/25	0.25	0.02	0.27
▶ 4x100	5	Carleta Bernard, Holly Okuku, Kenondra Davis, Nita Koom-Dadzie		43.43	3/29/25	22	2.10	24.10
▶ LJ	7	Aaliyah FOSTER	SO	6.43mw 21-1¼ (3.2)	4/5/25	18	1.17	19.17
▶ SP	4	Nina NDUBUISI	SO	18.08m 59-4	4/5/25	24	2.35	26.35
▶ SP	6	Chrystal HERPIN	SR	17.83m 58-6	4/5/25	20	1.73	21.73
▶ HEPT	6	Meagan HUMPHRIES	FR	5,199	3/29/25	20	1.17	21.17
TEXAS TFRI Team Total								183.82



Only those who score >0.01 pts are shown

D denotes multiple-event rule in affect

WOMEN — 2025 Checkpoint #2, April 8

Baylor
Big 12



LW: 9

Event	NQR	Athlete	Yr	Season Qual. Best	Date	Pl. Pts.	Bonus	TOTAL
Scored bests come from CURRENT qualifying season								
► 100m	23	Alexis BROWN	SR	11.32 (1.0)	4/5/25	1.5	0.32	1.82
► 100m	23	Michaela FRANCOIS	SR	11.32w (2.8)	3/29/25	1.5	0.32	1.82
► 200m	11	Tiriah KELLEY	JR	22.96 (1.8)	3/29/25	10	0.72	10.72
► 400H	18	Serafima LUCERO	SO	57.67	4/5/25	4	0.50	4.50
► 400H	29	Jasmine GRYNE	SR	58.39	3/29/25	0.75	0.14	0.89
► 4x100	5	Tiriah Kelley, Hannah Lowe, Alexis Brown, Michaela Francois		43.43	4/5/25	22	2.10	24.10
► 4x400	14	Serafima Lucero, Tiriah Kelley, Calisha Taylor, Aaryona Kinchén		3:31.99	4/5/25	7	0.78	7.78
► PV	3	Molly HAYWOOD	SO	4.47m 14-8	3/29/25	26	2.55	28.55
► PV	8	Tenly KUHN	JR	4.37m 14-4	3/29/25	16	1.18	17.18
► LJ	1	Alexis BROWN	SR	7.00mw 22-11¾ (2.8)	4/5/25	30	5.61	35.61
► LJ	5	Janae DE GANNES	FR	6.57mw 21-6¾ (2.3)	3/29/25	22	2.06	24.06
► TJ	14	Iyanna WEBB	FR	13.10m 42-11¾ (1.7)	4/5/25	7	0.59	7.59
► TJ	50	Isabella COPELAND	SO	12.61mw 41-4½ (2.3)	3/22/25	0.01	0.00	0.01
BAYLOR TFRI Team Total								164.60

Kentucky
SEC

LW: 26

Event	NQR	Athlete	Yr	Season Qual. Best	Date	Pl. Pts.	Bonus	TOTAL
Scored bests come from CURRENT qualifying season								
▶ 100m	9	Sharmelle HOLMES	FR	11.13w (2.5)	4/5/25	14	1.15	15.15
▶ 100H	10	Alexis GLASCO	SR	13.04w (2.6)	3/29/25	12	0.97	12.97
▶ 100H	11	Emmi SCALES	SO	13.06 (0.3)	4/5/25	10	0.87	10.87
▶ 100H	33	Camden BENTLEY	SO	13.37 (0.3)	4/5/25	0.55	0.11	0.66
▶ 200m	39	Sharmelle HOLMES	FR	23.32 (0.1)	3/22/25	0.275	0.08	0.36
▶ 200m	50	Oneika MCANNUFF	SO	23.41 (0.1)	3/22/25	0.01	0.00	0.01
▶ 400m	9	Oneika MCANNUFF	SO	51.96	4/5/25	14	1.17	15.17
▶ 400m	23	Alysia JOHNSON	SR	52.82	4/5/25	1.5	0.35	1.85
▶ 400H	40	Emmi SCALES	SO	58.76	4/5/25	0.25	0.00	0.25
▶ 1500m	7	Janet JEPKEMBOI AMIMO	FR	4:13.58	4/5/25	18	0.93	18.93
▶ Steeple	12	Perri BOCKRATH	SR	10:06.01	4/5/25	9	0.72	9.72
▶ 4x100	8	Victoria Perrow, Hannah Douglas, Stacey Onyepunuka, Sharmelle Holmes		43.61	4/5/25	16	1.50	17.50
▶ 4x400	6	Alysia Johnson, Cha'iel Johnson, Stacey Onyepunuka, Oneika McAnnull		3:30.03	4/5/25	20	1.61	21.61
▶ PV	21	Payton PHILLIPS	SR	4.25m 13-11¼	3/29/25	2.5	0.24	2.74
▶ TJ	28	Sophie GALLOWAY	SR	12.90m 42-4 (2.0)	4/5/25	0.8	0.20	1.00
▶ TJ	33	Aliyah ADAMS	JR	12.84mw 42-1½ (2.3)	3/29/25	0.55	0.08	0.63
▶ HT	41	Kate POWERS	SO	60.40m 198-2	4/5/25	0.225	0.00	0.23
▶ HEPT	7	Julia GUNNELL	SO	5,198	4/5/25	18	1.17	19.17
KENTUCKY TFRI Team Total								148.80



Only those who score >0.01 pts are shown

D denotes multiple-event rule in affect

WOMEN — 2025 Checkpoint #2, April 8

7

Oklahoma



1

LW: 8

8

New Mexico

Mountain West

▲

39

LW: 47

Event	NOR	Athlete	Yr	Season Qual. Best	Date	Pl. Pts.	Bonus	TOTAL
Scored bests come from CURRENT qualifying season								
► 800m	29	Judy RONO	FR	2:05.44	4/5/25	0.75	0.28	1.03
► 1500m	16	Judy RONO	FR	4:14.81c (4:20.77A)	3/30/25	5	0.63	5.63
► Steeple	1	Pamela KOSGEI	SO	9:15.93	4/5/25	30	6.32	36.32
► Steeple	7	Sophia MCDONNELL	SR	10:01.17	4/5/25	18	1.11	19.11
► 5000m	2	Marion JEPNETICH	FR	15:22.80	4/5/25	28	2.56	30.56
► 5000m	8	Alice SEGUIN	SO	15:33.10	4/5/25	16	1.35	17.35
► 5000m	45	Brigid HANLEY	SR	16:01.39	4/5/25	0.125	0.00	0.13
► 10,000m	1	Pamela KOSGEI	SO	31:02.73	3/29/25	30	4.22	34.22
► 10,000m	37	Nicola JANSEN	JR	33:29.01	4/5/25	0.35	0.06	0.41
NEW MEXICO TFRI Team Total								144.75

9

Iowa
Big Ten



2

LW: 11

Event	NQR	Athlete	Yr	Season Qual. Best	Date	Pl. Pts.	Bonus	TOTAL
Scored bests come from CURRENT qualifying season								
▶ 100m	14	Lia LOVE	SR	11.20w (3.9)	3/29/25	7	0.72	7.72
▶ 200m	18	Lia LOVE	SR	23.09w (2.2)	3/29/25	4	0.45	4.45
▶ 400m	4	Chioma NWACHUKWU	FR	51.44	4/5/25	24	1.91	25.91
▶ 400m	16	Damaris MUTUNGA	FR	52.54	4/5/25	5	0.53	5.53
▶ 400m	37	Alivia WILLIAMS	FR	53.19	4/5/25	0.35	0.12	0.47
▶ 800m	6	Alli BOOKIN-NOSBISCH	SR	2:02.92	4/5/25	20	1.43	21.43
▶ 800m	48	Gabby CORTEZ	JR	2:06.46	4/5/25	0.05	0.00	0.05
▶ 4x100	26	Holly Duax, Olicia Lucas, Brynley McDermott, Lia Love		44.63	3/22/25	0.9	0.00	0.90
▶ 4x400	13	Olicia Lucas, Chioma Nwachukwu, Alivia Williams, Damaris Mutunga		3:31.55	4/5/25	8	0.97	8.97
▶ HJ	2	Maria ARBOLEDA	FR	1.87m 6-1½	3/22/25	28	3.45	31.45
▶ LJ	48	Pauline BIKEMBO	FR	6.12m 20-1 (0.2)	3/29/25	0.05	0.00	0.05
▶ TJ	12	Daniela WAMOKPEGO	SO	13.19m 43-3¼ (1.6)	3/29/25	9	0.85	9.85
▶ SP	40	Wisdom WILLIAMS	JR	16.00m 52-6	3/22/25	0.25	0.00	0.25
▶ DISC	46	Sydney SMITH	SO	52.48m 172-2	3/29/25	0.1	0.00	0.10
▶ JAV	4	Elizabeth KORCZAK	JR	58.10m 190-8	3/22/25	24	2.22	26.22
IOWA TFRI Team Total								143.34



Only those who score >0.01 pts are shown

D denotes multiple-event rule in affect

WOMEN — 2025 Checkpoint #2, April 8

TCU
Big 12



LW: 4

Event	NQR	Athlete	Yr	Season Qual. Best	Date	Pl. Pts.	Bonus	TOTAL
Scored bests come from CURRENT qualifying season								
► 100m	1	Indya MAYBERRY	FR	10.91w (3.9)	3/29/25	30	3.06	33.06
► 100m	12	London TUCKER	FR	11.19w (3.1)	3/22/25	9	0.77	9.77
► 100m	12	Iyana GRAY	SR	11.19w (3.9)	3/29/25	9	0.77	9.77
► 100H	25	Amari KILUVIA	SO	13.30w (2.7)	3/22/25	0.95	0.27	1.22
► 400H	6	Amelliah BIRDOW	SO	56.17	3/29/25	20	1.61	21.61
► 400H	22	Tia WILLIAMS	SO	57.93	3/29/25	2	0.37	2.37
► 4x100	1	Indya Mayberry, Iyana Gray, London Tucker, Teanna Harlin		42.87	3/29/25	30	4.11	34.11
► 4x400	9	Samarra Monrroy, Amelliah Birdow, Kelaiah Daniyan, Tia Williams		3:30.87	3/29/25	14	1.25	15.25
► TJ	40	Alleah KROTE	FR	12.77mw 41-10% (3.3)	3/22/25	0.25	0.00	0.25
► JAV	22	Irene JEPKEMBOI	SO	51.90m 170-4	3/29/25	2	0.30	2.30
► JAV	27	Maria BIENVENU	SR	50.60m 166-0	3/29/25	0.85	0.02	0.87
► JAV	32	Sydney JUSZCZYK	SR	49.61m 162-9	3/29/25	0.6	0.00	0.60
► HEPT	11	Elise DOBSON	JR	5,172	3/29/25	10	1.03	11.03
TCU TFRI Team Total								142.22

Louisville
ACC



LW: 18

Event	NQR	Athlete	Yr	Season Qual. Best	Date	Pl. Pts.	Bonus	TOTAL
Scored bests come from CURRENT qualifying season								
▶ 100m	37	Kiyah YEAST	SR	11.38w (2.5)	4/5/25	0.35	0.15	0.50
▶ 200m	30	Kiyah YEAST	SR	23.22 (0.0)	4/5/25	0.7	0.24	0.94
▶ 5000m	21	Layla ROEBKE	SR	15:46.36	4/5/25	2.5	0.46	2.96
▶ 5000m	48	Olivia ALESSANDRINI	FR	16:02.47	4/5/25	0.05	0.00	0.05
▶ 4x100	43	Olivia Jenkins, Kiyah Yeast, Ruby Nwosu, Maya Taylor		45.09	3/22/25	0.175	0.00	0.18
▶ PV	16	Ashley CALLAHAN	JR	4.31m 14-1¾	4/5/25	5	0.59	5.59
▶ PV	17	Iliana TRIANTAFYLLOU	SO	4.30m 14-1¾	3/29/25	4.5	0.53	5.03
▶ LJ	12	Synclair SAVAGE	SR	6.34m 20-9¾ (0.9)	3/29/25	9	0.60	9.60
▶ LJ	41	Sophia DAY	SO	6.15m 20-2¼ (1.2)	3/29/25	0.225	0.00	0.23
▶ TJ	24	Sharvari PARULEKAR	JR	12.93m 42-5¼ (0.6)	3/29/25	1	0.25	1.25
▶ TJ	45	Sophia DAY	SO	12.69m 41-7¾ (0.4)	3/29/25	0.125	0.00	0.13
▶ SP	2	Jayden ULRICH	SR	18.52m 60-9¾	4/5/25	28	3.59	31.59
▶ DISC	1	Jayden ULRICH	SR	66.14m 217-0	3/22/25	30	5.05	35.05
▶ DISC	8	Jade WHITFIELD	SR	58.80m 192-11	3/22/25	16	1.24	17.24
▶ HEPT	5	Lucy FELLOWS	SO	5,538	4/5/25	22	2.99	24.99
▶ HEPT	50	Maya FOLLMER	FR	4,448	4/5/25	0.01	0.00	0.01
LOUISVILLE TFRI Team Total								135.32



USTFCCCA NCAA Division I Outdoor Track & Field National TFRI Team Summary



as of 4/8/25 7:07 AM ET

Only those who score >0.01 pts are shown
D denotes multiple-event rule in affect

WOMEN — 2025 Checkpoint #2, April 8

12 Duke ACC

▲ 1
LW: 13

Event	NQR	Athlete	Yr	Season Qual. Best	Date	Pl. Pts.	Bonus	TOTAL
Scored bests come from CURRENT qualifying season								
▶ 100m	30	Abby GEISER	SR	11.35w (2.5)	4/5/25	0.7	0.23	0.93
▶ 100m	37	Braelyn BAKER	FR	11.38w (4.0)	3/29/25	0.35	0.15	0.50
▶ 400m	8	Lauren TOLBERT	JR	51.86	3/29/25	16	1.30	17.30
▶ 400m	16	Aliya GAROZZO	SR	52.54	3/29/25	5	0.53	5.53
▶ 400m	19	Megan MCGINNIS	SR	52.63	4/5/25	3.5	0.47	3.97
▶ 400m	34	Julia JACKSON	JR	53.16	4/5/25	0.5	0.14	0.64
▶ 400H	9	Aliya GAROZZO	SR	56.54	4/5/25	14	1.22	15.22
▶ 400H	11	Ally GOMM	SR	57.12	3/29/25	10	0.78	10.78
▶ 400H	13	Braelyn BAKER	FR	57.25	4/5/25	8	0.71	8.71
▶ 800m	8	Lauren TOLBERT	JR	2:03.09	4/5/25	16	1.33	17.33
▶ 800m	39	Iris DOWNES	SO	2:06.00	3/29/25	0.275	0.12	0.39
▶ 4x100	13	Mia Edim, Abby Geiser, Meredith Sims, Braelyn Baker		43.94	4/5/25	8	0.73	8.73
▶ 4x400	4	Julia Jackson, Lauren Tolbert, Braelyn Baker, Megan McGinnis		3:28.82	4/5/25	24	2.39	26.39
▶ JAV	46	Julia MAGLIARO	SO	48.22m 158-3	4/5/25	0.1	0.00	0.10
▶ HEPT	9	Valerie JIRAK	FR	5,178	4/5/25	14	1.06	15.06

DUKE TFRI Team Total 131.59

13 Clemson ACC

▼ 8
LW: 5

Event	NQR	Athlete	Yr	Season Qual. Best	Date	Pl. Pts.	Bonus	TOTAL
Scored bests come from CURRENT qualifying season								
▶ 100m	8	Aleksandra STOILOVA	JR	11.11w (3.9)	3/29/25	16	1.32	17.32
▶ 100m	11	Aniyah KITT	FR	11.17w (3.9)	3/29/25	10	0.89	10.89
▶ 400m	20	Shanque WILLIAMS	FR	52.75	3/22/25	3	0.40	3.40
▶ 400H	38	JodyAnn DIXON	SR	58.66	3/29/25	0.3	0.00	0.30
▶ 800m	3	Judy KOSGEI	SO	2:01.39	3/22/25	26	2.71	28.71
▶ 800m	35	Brynne SUMNER	SR	2:05.74	3/22/25	0.45	0.19	0.64
▶ 1500m	32	Silvia JELELGO	SO	4:17.08	3/22/25	0.6	0.20	0.80
▶ Steeple	34	Lowa BRANTH	FR	10:19.94	3/29/25	0.5	0.09	0.59
▶ 5000m	44	Silvia JELELGO	SO	16:00.93	3/29/25	0.15	0.00	0.15
▶ 4x100	3	Aleksandra Stoilova, Aniyah Kitt, McKenzie Calloway, Sade Gray		43.14	3/29/25	26	3.13	29.13
▶ 4x400	16	Mackenzie Osher, Shanque Williams, JodyAnn Dixon, Gladys Chepngetich		3:33.13	3/29/25	5	0.45	5.45
▶ TJ	2	Shantae FOREMAN	SR	13.81mw 45-3¼ (2.3)	3/29/25	28	3.66	31.66

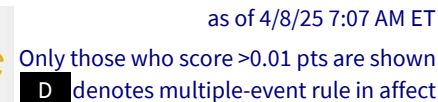
CLEMSON TFRI Team Total 129.04

14 Washington Big Ten

▲ 163
LW: 177

Event	NQR	Athlete	Yr	Season Qual. Best	Date	Pl. Pts.	Bonus	TOTAL
Scored bests come from CURRENT qualifying season								
▶ 400H	37	Anna TERRELL	JR	58.63	3/29/25	0.35	0.02	0.37
▶ 800m	1	Chloe FOERSTER	JR	2:00.52	4/5/25	30	3.50	33.50
▶ 800m	38	Maggie LIEBICH	SR	2:05.95	4/5/25	0.3	0.13	0.43
▶ 1500m	4	Chloe FOERSTER	JR	4:07.32	4/5/25	24	2.73	26.73
▶ 1500m	15	Maggie LIEBICH	SR	4:14.46	4/5/25	6	0.72	6.72
▶ 1500m	29	Claire YERBY	JR	4:16.81	4/5/25	0.75	0.24	0.99
▶ 1500m	47	Stephanie DRISCOLL	JR	4:19.36	4/5/25	0.075	0.00	0.08
▶ 5000m	14	Mia COCHRAN	JR	15:40.96	4/5/25	7	0.73	7.73
▶ 5000m	18	Julia DAVID-SMITH	SR	15:44.39	4/5/25	4	0.54	4.54
▶ PV	3	Hana MOLL	SO	4.47m 14-8	4/5/25	26	2.55	28.55
▶ PV	8	Amanda MOLL	SO	4.37m 14-4	4/5/25	16	1.18	17.18
▶ LJ	41	Sofia COSCULLUELA	FR	6.15m 20-2¼ (0.6)	4/5/25	0.225	0.00	0.23
▶ JAV	44	Ashley SCHROEDER	SO	48.25m 158-4	4/5/25	0.15	0.00	0.15

WASHINGTON TFRI Team Total 127.18



15 Auburn
SEC

7
LW: 22

AUBURN TFRI Team Total	124.15
-------------------------------	---------------

16 Arkansas SEC

▼ 4
LW: 12

ARKANSAS TFRI Team Total	116.59
---------------------------------	---------------

17 **LSU**
SEC

unch
LW: 17

LSU TFR1 Team Total	113.84
----------------------------	---------------

18 South Carolina SEC

▲ 25
LW: 43

SOUTH CAROLINA TFR1 Team Total	113.75
---------------------------------------	---------------

ARKANSAS TFRI Team Total 116.59



Only those who score >0.01 pts are shown

D denotes multiple-event rule in affect

19 **Florida**  **21**
SEC LW: 40

20

California

ACC

▲ 57

LW: 77

Event	NQR	Athlete	Yr	Season Qual. Best	Date	Pl. Pts.	Bonus	TOTAL
Scored bests come from CURRENT qualifying season								
▶ 100H	19	Asjah ATKINSON	SR	13.25 (1.4)	4/5/25	3.5	0.40	3.90
▶ PV	20	Ali SAHAIDA	JR	4.28m 14-½	3/22/25	3	0.42	3.42
▶ LJ	30	Asjah ATKINSON	SR	6.20m 20-4¼ (0.7)	4/5/25	0.7	0.04	0.74
▶ TJ	13	Myla CANTY	SO	13.13m 43-1 (1.3)	4/5/25	8	0.65	8.65
▶ SP	27	Lucija LEKO	SO	16.44m 53-11¼	4/5/25	0.85	0.10	0.95
▶ DISC	5	Caisa-Marie LINDFORS	SR	60.99m 200-1	4/5/25	22	2.18	24.18
▶ DISC	13	Lucija LEKO	SO	56.85m 186-6	3/22/25	8	0.68	8.68
▶ HT	2	Valentina SAVVA	FR	68.73m 225-6	4/5/25	28	3.88	31.88
▶ HT	5	Giavonna MEEKS	SO	66.93m 219-7	4/5/25	22	1.83	23.83
▶ HT	24	Audrey JACOBS	JR	64.13m 210-5	4/5/25	1	0.25	1.25
▶ HT	42	Adrianna COLEMAN	SO	60.19m 197-6	3/22/25	0.2	0.00	0.20
▶ HEPT	23	Torre ANDERSON	JR	4,873	4/4/25	1.5	0.13	1.63
CALIFORNIA TFRI Team Total								109.31

21 **Texas Tech**  **14**
Big 12 LW: 7

Event	NQR	Athlete	Yr	Season Qual. Best	Date	Pl. Pts.	Bonus	TOTAL
Scored bests come from CURRENT qualifying season								
► 100H	9	Naomi KREBS	JR	13.00w (2.6)	3/29/25	14	1.17	15.17
► 100H	12	Tonie-Ann FORBES	SO	13.07w (2.8)	3/22/25	9	0.84	9.84
► 100H	39	Destiny SMITH	SR	13.41cw (13.37A) (2.3)	4/3/25	0.275	0.01	0.28
► 200m	45	Olayinka OLAJIDE	FR	23.35w (2.5)	3/22/25	0.125	0.04	0.16
► 4x100	17	Adriane Nwonumah, Mercy Umobang, Olayinka Olajide, Brianna Howard		44.07	3/29/25	4.5	0.45	4.95
► 4x400	39	Mekenze Kelley, Olayinka Olajide, Mercy Umobang, Vanessa Balde		3:39.59	3/29/25	0.275	0.00	0.28
► HJ	20	Alexis IVY	SR	1.78m 5-10	3/29/25	3	0.30	3.30
► HJ	20	Claire LOWREY	SO	1.78m 5-10	3/29/25	3	0.30	3.30
► SP	5	Amori PIERSON	FR	17.84m 58-6½	3/29/25	22	1.75	23.75
► DISC	4	Shelby FRANK	SR	61.25m 201-0	3/22/25	24	2.29	26.29
► DISC	7	Zoe BURLESON	SR	59.49m 195-2	3/22/25	18	1.53	19.53
► DISC	34	McKenzie DAVIS	SO	53.29mA 174-10	4/3/25	0.5	0.00	0.50
► DISC	44	Amori PIERSON	FR	52.67mA 172-10	4/3/25	0.15	0.00	0.15
► HT	27	Shelby FRANK	SR	63.70m 209-0	3/29/25	0.85	0.08	0.93
TEXAS TECH TFRI Team Total								108.45



Only those who score >0.01 pts are shown

D denotes multiple-event rule in affect

22 **UCLA**
Big Ten

▼ 6
LW: 16

23 Tennessee
SEC

13
LW: 10

24 **Stanford**
ACC

152
LW: 176

Event	NQR	Athlete	Yr	Season Qual. Best	Date	Pl. Pts.	Bonus	TOTAL	
Scored bests come from CURRENT qualifying season									
▶ 800m	4	Roisin WILLIS	JR	2:01.72	4/5/25	24	2.41	26.41	
▶ 1500m	14	Sophia KENNEDY	SO	4:14.25	4/5/25	7	0.77	7.77	
▶ 1500m	20	Juliette WHITTAKER	JR	4:15.11	4/5/25	3	0.56	3.56	
▶ 5000m	3	Zofia DUDEK	JR	15:23.46	4/5/25	26	2.48	28.48	
▶ 4x100	36	Teagan Zwaanstra, Alyssa Jones, Alysia Oakes, Sage Hinton		44.81	4/5/25	0.4	0.00	0.40	
▶ 4x400	32	Sage Hinton, Roisin Willis, Juliette Whittaker, Rachel Nelson		3:38.46	4/5/25	0.6	0.00	0.60	
▶ LJ	2	Alyssa JONES	JR	6.81m	22-4¼ (1.6)	4/5/25	28	3.84	31.84
▶ LJ	24	Teagan ZWAANSTRA	SR	6.25mw	20-6¼ (2.1)	4/5/25	1	0.20	1.20
▶ TJ	42	Alysia OAKES	JR	12.74m	41-9¾ (1.1)	4/5/25	0.2	0.00	0.20
▶ DISC	38	Kaiah FISHER	JR	53.08m	174-2	3/22/25	0.3	0.00	0.30
STANFORD TFRI Team Total								100.76	



Only those who score >0.01 pts are shown

D denotes multiple-event rule in affect

WOMEN — 2025 Checkpoint #2, April 8

25

Oklahoma State

Big 12



19

LW: 44

Event	NQR	Athlete	Yr	Season Qual. Best	Date	Pl. Pts.	Bonus	TOTAL	
Scored bests come from CURRENT qualifying season									
▶ 400H	33	Kalen GOODMAN	FR	58.52	4/5/25	0.55	0.07	0.62	
▶ 5000m	16	Victoria LAGAT	SO	15:41.75	4/5/25	5	0.67	5.67	
▶ HT	1	Emma ROBBINS	SR	69.09m	226-8	3/29/25	30	4.29	34.29
▶ HT	35	Rachel NEAVES	JR	61.49m	201-9	4/4/25	0.45	0.00	0.45
▶ HEPT	1	Annie MOLENHOUSE	JR	5,641	4/5/25	30	3.78	33.78	
▶ HEPT	10	Katie CHAPMAN	SO	5,177	3/28/25	12	1.06	13.06	
▶ HEPT	13	Jamila ISMAN	FR	5,125	4/5/25	8	0.82	8.82	
▶ HEPT	20	Kessiah BEMIS	JR	4,951	4/5/25	3	0.35	3.35	
OKLAHOMA STATE TFRI Team Total								100.04	

26

Arizona

Big 12



8

LW: 34

Event	NQR	Athlete	Yr	Season Qual. Best	Date	Pl.	Pts.	Bonus	TOTAL
Scored bests come from CURRENT qualifying season									
▶ 100m	5	Jade BROWN	SO	11.07w (2.5)	4/5/25	22	1.66		23.66
▶ 100m	27	McKenna WATSON	JR	11.33w (2.5)	4/5/25	0.85	0.29		1.14
▶ 100H	21	Taylen WISE	JR	13.26 (0.2)	3/22/25	2.5	0.37		2.87
▶ 200m	20	McKenna WATSON	JR	23.10 (0.1)	3/22/25	3	0.43		3.43
▶ 200m	32	Jade BROWN	SO	23.25 (0.0)	4/5/25	0.6	0.19		0.79
▶ 400m	26	Ava SIMMS	SO	52.93	3/22/25	0.9	0.28		1.18
▶ 400m	42	Antonia SANCHEZ NUNEZ	JR	53.56	3/22/25	0.2	0.00		0.20
▶ 400H	7	Antonia SANCHEZ NUNEZ	JR	56.18	4/5/25	18	1.60		19.60
▶ 4x100	23	Ava Simms, McKenna Watson, Dakota Minor, Jade Brown		44.48	4/5/25	1.5	0.00		1.50
▶ 4x400	24	Ava Simms, Keilee Hall, Camila Aguilar-Perez, Antonia Sanchez Nunez		3:35.61	4/5/25	1	0.00		1.00
▶ HJ	4	Paris MIKINSKI	JR	1.84m 6-½	4/5/25	24	1.97		25.97
▶ PV	30	Jathiyah MUHAMMAD	FR	4.20m 13-9¼	3/22/25	0.7	0.00		0.70
▶ LJ	28	Taylen WISE	JR	6.23m 20-5¼ (1.9)	4/5/25	0.8	0.14		0.94
▶ SP	32	Mackenna ORIE	SR	16.23m 53-3	4/5/25	0.6	0.00		0.60
▶ SP	50	Laurn LOVE	SR	15.77m 51-9	3/8/25	0.01	0.00		0.01
▶ DISC	15	Tapenisa HAVEA	JR	56.46m 185-3	3/22/25	6	0.59		6.59
ARIZONA TFRI Team Total									90.18

27

Fresno State

Mountain West



6

LW: 33

Event	NQR	Athlete	Yr	Season Qual. Best	Date	Pl. Pts.	Bonus	TOTAL
Scored bests come from CURRENT qualifying season								
► 400H	24	Jewel ASH	SR	58.08	4/5/25	1	0.29	1.29
► 4x400	35	Itzia Mejia Garcia, Janae Heffernan, Miana Giovannini, Jewel Ash		3:38.93	4/5/25	0.45	0.00	0.45
► HJ	32	Elizabeth TARCZY	SO	1.76m 5-9¼	4/5/25	0.6	0.00	0.60
► SP	38	Cierra JACKSON	SR	16.04m 52-7½	4/5/25	0.3	0.00	0.30
► DISC	2	Cierra JACKSON	SR	64.42m 211-4	3/29/25	28	3.98	31.98
► HT	10	Cierra JACKSON	SR	65.89m 216-2	3/29/25	12	1.00	13.00
► JAV	13	Harriette MORTLOCK	JR	52.95m 173-9	4/5/25	8	0.53	8.53
► HEPT	8	Colleen UZOEKWE	SR	5,192	4/4/25	16	1.14	17.14
► HEPT	12	Ella SPAULDING	SO	5,135	4/4/25	9	0.85	9.85
► HEPT	18	Madison HUTTON	SR	5,011	4/4/25	4	0.51	4.51
FRESNO STATE TFRI Team Total								87.65

28

Kansas

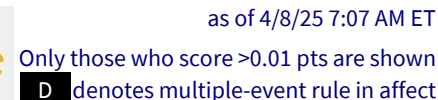
Big 12



14

LW: 14

Event	NQR	Athlete	Yr	Season Qual. Best	Date	Pl. Pts.	Bonus	TOTAL
Scored bests come from CURRENT qualifying season								
► 800m	11	Emmaculate JEMUTAI	SO	2:04.17	3/29/25	10	0.69	10.69
► 800m	20	Aaliyah MOORE	SR	2:04.93	3/29/25	3	0.42	3.42
► 1500m	22	Emmaculate JEMUTAI	SO	4:15.76	4/5/25	2	0.41	2.41
► Steeple	10	Ebba CRONHOLM	FR	10:02.54	4/5/25	12	1.00	13.00
► PV	2	Mason MEINERSHAGEN	SO	4.50m 14-9	3/29/25	28	3.05	31.05
► PV	21	Gabby HOKE	SR	4.25m 13-11¼	3/29/25	2.5	0.24	2.74
► PV	21	Erica ELLIS	SR	4.25m 13-11¼	3/29/25	2.5	0.24	2.74
► PV	41	Kade JOSLIN	JR	4.10m 13-5¼	3/29/25	0.225	0.00	0.23
► LJ	32	Kori RANDLE	FR	6.19mw 20-3¾ (3.2)	3/23/25	0.6	0.01	0.61
► SP	43	Madeleine FEY	FR	15.92m 52-2¾	3/29/25	0.175	0.00	0.18
► DISC	9	Sofia SLUCHANINOVA	JR	58.39m 191-7	3/23/25	14	1.06	15.06
► DISC	16	Madeleine FEY	FR	55.88m 183-4	3/23/25	5	0.46	5.46
KANSAS TFRI Team Total								87.60



29

Florida State

ACC

▲ 47

LW: 76

30 **Miami (Fla.)**  **8**
ACC LW: 38

31 **BYU**  **8**
Big 12 LW: 39

32

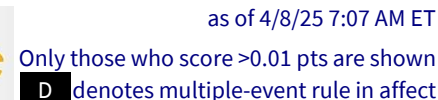
Illinois

Big Ten

▲ 69

LW: 101

Event	NQR	Athlete	Yr	Season Qual. Best	Date	Pl. Pts.	Bonus	TOTAL
Scored bests come from CURRENT qualifying season								
► 100m	23	Azariyah BRYANT	JR	11.32w (2.3)	3/22/25	1.5	0.32	1.82
► 200m	44	Asia THOMAS	SO	23.34 (-0.6)	4/5/25	0.15	0.05	0.20
► 1500m	13	Halle HILL	SR	4:13.99	4/5/25	8	0.83	8.83
► HJ	1	Rose YEOBAH	SR	1.91m 6-3¼	4/5/25	30	5.46	35.46
► HJ	14	Bara SAJDOKOVA	SR	1.79m 5-10½	4/5/25	7	0.48	7.48
► PV	21	Tori THOMAS	SR	4.25m 13-11¼	4/5/25	2.5	0.24	2.74
► PV	30	Mia MORELLO	JR	4.20m 13-9¾	3/22/25	0.7	0.00	0.70
► SP	10	Abria SMITH	SR	17.58m 57-8¼	4/5/25	12	1.25	13.25
► HT	22	Jordan KOSKONDY	SO	64.44m 211-5	4/5/25	2	0.37	2.37
► HT	23	Phethisang MAKHETHE	SR	64.35m 211-2	4/5/25	1.5	0.34	1.84
ILLINOIS TFRI Team Total								74.69



33 Northern Arizona

Big Sky

NORTHERN ARIZONA TFR/ Team Total 72.19

34 Cincinnati Big 12

CINCINNATI TFRI Team Total 69.11

35 **Oregon**
Big Ten

OREGON TFRI Team Total 67.88

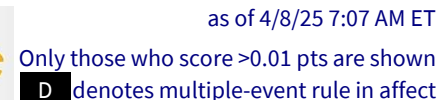
36 **NC State**
ACC

NC STATE TFRI Team Total 67.64

37 San Jose State

Mountain West

SAN JOSE STATE TFRI Team Total 65.99



38 **Harvard**
Ivy League

18
LW: 56

HARVARD TFRI Team Total 64.32

39 Virginia ACC

▼ 20
LW: 19

VIRGINIA TFRI Team Total 62.42

40 Ole Miss SEC

17
LW: 23

OLE MISS TFR1 Team Total	62.01
---------------------------------	--------------

41 Providence

▼ **16**
LW: 25

PROVIDENCE TFRI Team Total 58.82



Only those who score >0.01 pts are shown

D denotes multiple-event rule in affect

WOMEN — 2025 Checkpoint #2, April 8

42

Missouri
SEC

▼ 27
LW: 15

MISSOURI TFRI Team Total

43

Washington State

Independent

18
LW: 61

WASHINGTON STATE TFRI Team Total

44

Nebraska

Big Ten

▲ 102
LW: 146

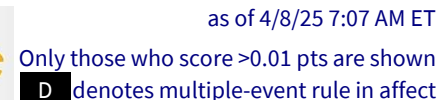
NEBRASKA TFRI Team Total 56.01

45

UTSA
American

▼ **17**
LW: 28

UTSA TFRI Team Total 48.98



46 **Howard**  **19**
MEAC LW: 27

47

South Dakota

Summit League

▼

5

LW: 42

48 Eastern Kentucky  **18**
ASUN LW: 30

49 **West Virginia**  **29**
Big 12 LW: 20

50

North Dakota State

Summit League

▲ 3

LW: 53

51 Penn State  **19**
Big Ten LW: 32

Event	NQR	Athlete	Yr	Season Qual. Best	Date	Pl. Pts.	Bonus	TOTAL
Scored bests come from CURRENT qualifying season								
▶ 400m	31	Zoey GOLDSTEIN	SR	53.07	4/5/25	0.65	0.20	0.85
▶ 800m	17	Allison JOHNSON	JR	2:04.79	4/5/25	4.5	0.47	4.97
▶ 800m	45	Tayissa BUCHANAN	FR	2:06.28	3/29/25	0.125	0.04	0.16
▶ 1500m	10	Kileigh KANE	SR	4:13.74	3/29/25	12	0.89	12.89
▶ 1500m	11	Madaline ULLOM	SR	4:13.92	3/29/25	10	0.85	10.85
▶ 1500m	33	Allison JOHNSON	JR	4:17.15	3/29/25	0.55	0.20	0.75
▶ 1500m	37	Ada RAND	FR	4:17.39	4/5/25	0.35	0.17	0.52
▶ Steeple	27	Madaline ULLOM	SR	10:16.91	4/5/25	0.85	0.21	1.06
▶ Steeple	39	Kileigh KANE	SR	10:21.43	4/5/25	0.275	0.03	0.31
▶ 10,000m	11	Florence CARON	JR	32:26.52	3/29/25	10	1.07	11.07
▶ 10,000m	47	Sophia TOTI	SR	33:39.54	3/29/25	0.075	0.00	0.08
▶ HJ	45	Hannah RIOLO	FR	1.75m 5-8¾	3/29/25	0.125	0.00	0.13
▶ JAV	49	Audrey FRIEDMAN	JR	47.60m 156-2	3/29/25	0.025	0.00	0.03
PENN STATE TFRI Team Total								43.63



Only those who score >0.01 pts are shown

D denotes multiple-event rule in affect

WOMEN — 2025 Checkpoint #2, April 8

52

Florida International Conference USA

3

LW: 49

Event	NQR	Athlete	Yr	Season Qual. Best	Date	Pl. Pts.	Bonus	TOTAL	
Scored bests come from CURRENT qualifying season									
► HJ	32	Luca KESZTHELYI	FR	1.76m	5-9¼	3/29/25	0.6	0.00	0.60
► DISC	10	Michaelle VALENTIN	SR	57.54m	188-10	3/22/25	12	0.83	12.83
► HT	4	Michaelle VALENTIN	SR	67.51m	221-6	3/22/25	24	2.49	26.49
► JAV	20	Ardis OSKARSDOTTIR	FR	51.97m	170-6	4/5/25	3	0.32	3.32
► JAV	43	Hannah JANSEN	JR	48.37m	158-9	3/29/25	0.175	0.00	0.18
FLORIDA INTERNATIONAL TFRI Team Total									43.42

53

Alabama

16

LW: 37

Event	NQR	Athlete	Yr	Season Qual. Best	Date	Pl. Pts.	Bonus	TOTAL
Scored bests come from CURRENT qualifying season								
▶ 1500m	24	Keaton MORRISON	JR	4:16.23	3/29/25	1	0.30	1.30
▶ HJ	30	Katelyn ADEL	FR	1.77m 5-9¾	3/29/25	0.7	0.13	0.83
▶ SP	11	Myejoi WILLIAMS	SR	17.23m 56-6½	3/29/25	10	0.89	10.89
▶ DISC	43	Myejoi WILLIAMS	SR	52.99m 173-10	3/29/25	0.175	0.00	0.18
▶ JAV	29	Megan ALBAMONTI	SR	50.20m 164-9	3/22/25	0.75	0.00	0.75
▶ HEPT	3	Katelyn ADEL	FR	5,587	3/29/25	26	3.36	29.36
ALABAMA TFRI Team Total								43.31

54

Ohio State Big Ten

18

LW: 36

Event	NQR	Athlete	Yr	Season Qual. Best	Date	Pl. Pts.	Bonus	TOTAL
Scored bests come from CURRENT qualifying season								
► 100m	2	Leah BERTRAND	SR	10.94w (3.9)	3/29/25	28	2.80	30.80
► 200m	41	Fatouma CONDE	JR	23.33w (2.8)	3/29/25	0.225	0.07	0.29
► 4x100	20	Bobbi Olive, Fatouma Conde, Janela Spencer, Leah Bertrand		44.31	3/22/25	3	0.18	3.18
► HJ	20	Amaya UGARTE	SR	1.78m 5-10	3/22/25	3	0.30	3.30
► PV	41	Sophie FONG	JR	4.10m 13-5¼	3/22/25	0.225	0.00	0.23
► TJ	35	Sydnee BURR	FR	12.80m 42-0 (1.7)	3/29/25	0.45	0.00	0.45
► SP	19	Lacey STRINGER	SR	16.78m 55-¾	3/29/25	3.5	0.44	3.94
OHIO STATE TFRI Team Total								42.19

55

Tarleton State



14

LW: 41

Event	NQR	Athlete	Yr	Season Qual. Best	Date	Pl. Pts.	Bonus	TOTAL
Scored bests come from CURRENT qualifying season								
► 100m	7	Victoria CAMERON	SO	11.09w (3.9)	3/29/25	18	1.49	19.49
► 100m	49	Lauren ROY	SR	11.45w (2.8)	3/29/25	0.025	0.00	0.03
► 4x100	48	Hanna Dudley, Victoria Cameron, Amandine Estival, Lauren Roy		45.21	4/5/25	0.05	0.00	0.05
► LJ	6	Prestina OCHONOGOR	FR	6.48m 21-3¼ (-0.2)	3/29/25	20	1.48	21.48
► HEPT	29	Malak RASHWAN	FR	4,793	3/29/25	0.75	0.00	0.75

TARLETON STATE TFRI Team Total 41.80

56

Rice
American



5

LW: 51

Event	NQR	Athlete	Yr	Season Qual. Best	Date	Pl. Pts.	Bonus	TOTAL	
Scored bests come from CURRENT qualifying season									
► HJ	12	Alice TAYLOR	JR	1.80m	5-10%	3/29/25	9	0.65	9.65
► JAV	3	Mckyla VAN DER WESTHUIZEN	JR	60.29m	197-10	3/29/25	26	3.24	29.24
RICE TFR1 Team Total								38.89	

RICE TFRI Team Total 38.89

57

Virginia Tech
ACC



7

LW: 64

Event	NQR	Athlete	Yr	Season Qual. Best	Date	Pl. Pts.	Bonus	TOTAL	
Scored bests come from CURRENT qualifying season									
► PV	8	Lyndsey REED	JR	4.37m	14-4	3/29/25	16	1.18	17.18
► PV	14	Chiara SISTERMANN	SO	4.32m	14-2	4/5/25	7	0.64	7.64
► PV	26	Erin KELLEHER	SR	4.22m	13-10	4/5/25	0.9	0.07	0.97
► SP	20	Katrin BRZYSZKOWSKA	JR	16.63m	54-6¾	4/5/25	3	0.29	3.29
► SP	34	Katie SEYFANG	SR	16.17m	53-¾	4/5/25	0.5	0.00	0.50
► HT	13	Mariana PESTANA	SO	65.28m	214-2	4/5/25	8	0.70	8.70
► HT	43	Barbora STEJFOVA	JR	59.91m	196-7	3/22/25	0.175	0.00	0.18
VIRGINIA TECH TFRI Team Total									38.46

VIRGINIA TECH TFRI Team Total **38.46**



USTFCCA NCAA Division I Outdoor Track & Field National TFRI Team Summary



as of 4/8/25 7:07 AM ET

Only those who score >0.01 pts are shown
D denotes multiple-event rule in affect

WOMEN — 2025 Checkpoint #2, April 8

58 Utah Valley WAC

▼ 3
LW: 55

Event	NQR	Athlete	Yr	Season Qual. Best	Date	Pl. Pts.	Bonus	TOTAL
Scored bests come from CURRENT qualifying season								
▶ 100m	44	Quincy BONDS	SR	11.41w (2.8)	4/5/25	0.15	0.07	0.22
▶ 100H	12	Quincy BONDS	SR	13.07w (3.6)	4/5/25	9	0.84	9.84
▶ 200m	18	Quincy BONDS	SR	23.09 (0.7)	3/22/25	4	0.45	4.45
▶ 400H	48	Ella HOPPER	JR	59.02	3/22/25	0.05	0.00	0.05
▶ Steeple	45	Oakley OLSON	SR	10:24.39	4/5/25	0.125	0.00	0.13
▶ 10,000m	49	Anna MARTIN	SR	33:40.17	4/5/25	0.025	0.00	0.03
▶ JAV	6	Kelsi OLDROYD	SR	56.17m 184-4	3/22/25	20	1.42	21.42

UTAH VALLEY TFRI Team Total 36.12

59 Texas State Sun Belt

▼ 24
LW: 35

Event	NQR	Athlete	Yr	Season Qual. Best	Date	Pl. Pts.	Bonus	TOTAL
Scored bests come from CURRENT qualifying season								
▶ 100m	34	Taejha BADAL	JR	11.37w (2.3)	3/29/25	0.5	0.18	0.68
▶ 200m	50	Taejha BADAL	JR	23.41w (2.4)	3/22/25	0.01	0.00	0.01
▶ HJ	20	Kendall LEMM	FR	1.78m 5-10	3/22/25	3	0.30	3.30
▶ SP	16	Melanie DURON	JR	16.97m 55-8¼	3/29/25	5	0.63	5.63
▶ HT	8	Elisabet RUT RUNARSDOTTIR	JR	66.39m 217-10	3/22/25	16	1.38	17.38
▶ HT	15	Lara ROBERTS	SO	65.10m 213-7	3/22/25	6	0.63	6.63
▶ JAV	24	Charlize GOODY	FR	51.03m 167-5	3/22/25	1	0.11	1.11

TEXAS STATE TFRI Team Total 34.75

60 Colorado Big 12

▼ 31
LW: 29

Event	NQR	Athlete	Yr	Season Qual. Best	Date	Pl. Pts.	Bonus	TOTAL
Scored bests come from CURRENT qualifying season								
▶ 5000m	9	Katja BAUERLE	SR	15:37.37	3/29/25	14	1.01	15.01
▶ 5000m	10	Jessie SECOR	SO	15:38.79	3/29/25	12	0.90	12.90
▶ 10,000m	16	Hannah PROSSER	FR	32:49.37	3/29/25	5	0.57	5.57
▶ 10,000m	36	Abbey NECKANICKY	SO	33:29.00	3/29/25	0.4	0.06	0.46

COLORADO TFRI Team Total 33.94

61 Michigan State Big Ten

▼ 15
LW: 46

Event	NQR	Athlete	Yr	Season Qual. Best	Date	Pl. Pts.	Bonus	TOTAL
Scored bests come from CURRENT qualifying season								
▶ 800m	41	Shae HARBAUGH	SR	2:06.13	3/29/25	0.225	0.08	0.31
▶ 1500m	23	Rachel FORSYTH	FR	4:16.01	3/29/25	1.5	0.35	1.85
▶ 1500m	49	Sarah FORSYTH	SO	4:19.56	3/29/25	0.025	0.00	0.03
▶ Steeple	3	Katelyn (Kate) STEWART-BARNETT	SR	9:36.96	3/29/25	26	3.44	29.44
▶ SP	26	Jessica STIEB	SO	16.48m 54-1	3/22/25	0.9	0.14	1.04

MICHIGAN STATE TFRI Team Total 32.66

62 UC Irvine Big West

▼ 31
LW: 31

Event	NQR	Athlete	Yr	Season Qual. Best	Date	Pl. Pts.	Bonus	TOTAL
Scored bests come from CURRENT qualifying season								
▶ 400H	45	Esmeray DEMIRBAS	FR	58.88	3/29/25	0.125	0.00	0.13
▶ 800m	43	Malia GAY	SR	2:06.21	4/5/25	0.175	0.06	0.23
▶ HJ	14	Esmeray DEMIRBAS	FR	1.79m 5-10½	3/14/25	7	0.48	7.48
▶ HJ	14	Zharia TAYLOR	FR	1.79m 5-10½	3/14/25	7	0.48	7.48
▶ HJ	32	Kailah MCKENZIE	SO	1.76m 5-9¼	3/8/25	0.6	0.00	0.60
▶ LJ	12	Reyna JOHNSON	SR	6.34mw 20-9¾ (2.7)	3/29/25	9	0.60	9.60
▶ LJ	15	Kailah MCKENZIE	SO	6.33m 20-9¼ (1.4)	3/14/25	6	0.53	6.53
▶ LJ	32	Jolie ROBINSON	SR	6.19m 20-3¾ (-0.3)	3/22/25	0.6	0.01	0.61

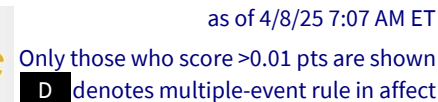
UC IRVINE TFRI Team Total 32.64

63 Wichita State American

▼ 3
LW: 60

Event	NQR	Athlete	Yr	Season Qual. Best	Date	Pl. Pts.	Bonus	TOTAL
Scored bests come from CURRENT qualifying season								
▶ HJ	32	Destiny MASTERS	SR	1.76m 5-9¼	3/28/25	0.6	0.00	0.60
▶ HEPT	2	Destiny MASTERS	SR	5,604	3/28/25	28	3.49	31.49

WICHITA STATE TFRI Team Total 32.09



64 **UTEP**
Conference USA

▼ **16**
LW: 48

UTEP TFR1 Team Total 31.70

65 East Carolina American

121
LW: 186

EAST CAROLINA TFRI Team Total 31.49

66 North Dakota Summit League

LW:

<i>NORTH DAKOTA TFRI Team Total</i>	31.48
--	--------------

67 North Florida ASUN

LW:

NORTH FLORIDA TFR/ Team Total 30.90

68 Mississippi State SEC

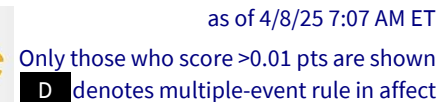
LW: 66

MISSISSIPPI STATE TFR/ Team Total 30.69

69 North Carolina A&T

LW: 95

NORTH CAROLINA A&T TEP/Team Total	30 52
--	--------------



WOMEN — 2025 Checkpoint #2, April 8

70 **East Texas A&M**
Southland

LW:

Event	NQR	Athlete	Yr	Season Qual. Best	Date	Pl. Pts.	Bonus	TOTAL	
Scored bests come from CURRENT qualifying season									
► HJ	5	Magdaline CAMPO	SO	1.82m	5-11½	4/5/25	22	1.29	23.29
► HEPT	15	Magdaline CAMPO	SO	5,040		4/5/25	6	0.59	6.59
EAST TEXAS A&M TFRI Team Total									29.88

71 Grambling State SWAC

LW: 54

Event	NQR	Athlete	Yr	Season Qual. Best	Date	Pl. Pts.	Bonus	TOTAL	
Scored bests come from CURRENT qualifying season									
► LJ	4	Shamaya JOINER	SO	6.67m	21-10¾ (1.3)	3/29/25	24	2.69	26.69
► LJ	21	Shtara JOHNSON	SR	6.29mw	20-7¾ (3.6)	3/29/25	2.5	0.33	2.83
GRAMBLING STATE TFRI Team Total									29.52

72 **Houston**
Big 12

LW: 168

Event	NQR	Athlete	Yr	Season Qual. Best	Date	Pl. Pts.	Bonus	TOTAL
Scored bests come from CURRENT qualifying season								
▶ 100H	36	Kaycee MCCOY	JR	13.39 (-0.3)	4/5/25	0.4	0.06	0.46
▶ PV	39	Evgenia Maria PANAGIOTO	FR	4.12m 13-6¼	3/20/25	0.275	0.00	0.28
▶ SP	3	KeAyla DOVE	SR	18.10m 59-4¾	4/5/25	26	2.41	28.41
HOUSTON TFRI Team Total								29.14

73 Army West Point Patriot

LW: 65

Event	NQR	Athlete	Yr	Season Qual. Best	Date	Pl. Pts.	Bonus	TOTAL
Scored bests come from CURRENT qualifying season								
▶ 1500m	46	Mikayla CHENEY	SO	4:19.33	3/22/25	0.1	0.00	0.10
▶ Steeple	42	Melissa JACHIM	SR	10:23.38	4/5/25	0.2	0.00	0.20
▶ Steeple	44	Claire LEWIS	JR	10:24.38	4/5/25	0.15	0.00	0.15
▶ HT	3	Emily FINK	SR	67.52m	221-6 3/29/25	26	2.50	28.50
ARMY WEST POINT TFRI Team Total								28.95

74 **Idaho State**
Big Sky

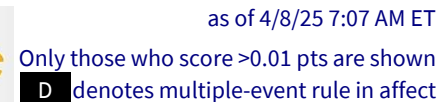
22
LW: 52

Event	NQR	Athlete	Yr	Season Qual. Best	Date	Pl. Pts.	Bonus	TOTAL	
Scored bests come from CURRENT qualifying season									
► HJ	5	Kylee DIMICK	SR	1.82m	5-11½	3/21/25	22	1.29	23.29
► HEPT	16	Kylee DIMICK	SR	5,034		3/21/25	5	0.57	5.57
IDAHO STATE TFRI Team Total								28.87	

75 **Utah**
Big 12

LW: 99

Event	NQR	Athlete	Yr	Season Qual. Best	Date	Pl. Pts.	Bonus	TOTAL
Scored bests come from CURRENT qualifying season								
▶ 100m	41	Emily MARTIN	JR	11.39 (-0.2)	3/22/25	0.225	0.12	0.35
▶ 800m	28	Millie WILCOX	JR	2:05.39	4/5/25	0.8	0.29	1.09
▶ 800m	33	Kyla MARTIN	SO	2:05.73	4/5/25	0.55	0.19	0.74
▶ 800m	50	Brianna RINN	JR	2:06.52	4/5/25	0.01	0.00	0.01
▶ 1500m	17	Erin VRINGER	JR	4:14.90	4/5/25	4.5	0.61	5.11
▶ 1500m	21	Millie WILCOX	JR	4:15.73	4/5/25	2.5	0.41	2.91
▶ 1500m	26	Brianna RINN	JR	4:16.55	4/5/25	0.9	0.27	1.17
▶ Steeple	17	Emily CHASTON	SR	10:10.88	4/5/25	4.5	0.45	4.95
▶ 10,000m	14	Morgan JENSEN	SR	32:33.52	4/5/25	7	0.88	7.88
▶ 10,000m	22	McKaylie CAESAR	SR	33:05.56	4/5/25	2	0.36	2.36
▶ 10,000m	31	Clara MAYFIELD	SR	33:23.41	4/5/25	0.65	0.13	0.78
▶ 4x100	30	Megan Rose, Emily Martin, Chelsea Amoah, Rachel Bair		44.72	3/22/25	0.7	0.00	0.70
▶ HEPT	37	Rachel BAIR	SO	4,673	3/29/25	0.35	0.00	0.35
UTAH TFRI Team Total								28.41



WOMEN — 2025 Checkpoint #2, April 8

76

Minnesota

Big Ten

▼ 31
LW: 45

77

Nevada

Mountain West

25

LW: 102

Event	NOR	Athlete	Yr	Season Qual. Best	Date	Pl.	Pts.	Bonus	TOTAL
Scored bests come from CURRENT qualifying season									
► TJ	9	Meekness DOGONYARO	SO	13.27m 43-6½ (0.0)	4/5/25	14	1.16		15.16
► JAV	11	Lilly URBAN	SO	53.70m 176-2	4/5/25	10	0.69		10.69
NEVADA TFRI Team Total									25.85

77

Nevada
Mountain West

25
LW: 102

Event	NQR	Athlete	Yr	Season Qual. Best	Date	Pl. Pts.	Bonus	TOTAL
Scored bests come from CURRENT qualifying season								
► TJ	9	Meekness DOGONYARO	SO	13.27m	43-6½ (0.0)	4/5/25	14	1.16 15.16
► JAV	11	Lilly URBAN	SO	53.70m	176-2	4/5/25	10	0.69 10.69
NEVADA TFRI Team Total								25.85
<div>78</div> <div>Cal Poly</div> <div>Big West</div> <div>LW: 75</div>								
Event	NQR	Athlete	Yr	Season Qual. Best	Date	Pl. Pts.	Bonus	TOTAL
Scored bests come from CURRENT qualifying season								
► 5000m	19	Tatiana CORNEJO	JR	15:44.59	4/5/25	3.5	0.53	4.03
► PV	6	Lexi EVANS	JR	4.40m	14-5¼	3/22/25	20	1.51 21.51
CAL POLY TFRI Team Total								25.55

78

Cal Poly
Big West

▼ 3
LW: 75

79

La Salle
Atlantic 10

8
LW: 71

80

Youngstown State

Horizon

90

LW: 170

Event	NOR	Athlete	Yr	Season Qual. Best	Date	Pl. Pts.	Bonus	TOTAL
Scored bests come from CURRENT qualifying season								
► LJ	38	Esther SOLARIN	SR	6.16m 20-2½ (1.9)	4/5/25	0.3	0.00	0.30
► TJ	6	Esther SOLARIN	SR	13.42mw 44-½ (2.1)	4/5/25	20	1.74	21.74
► TJ	22	Nia WILLIAMS-MATHEWS	SR	12.96mw 42-6¼ (3.8)	4/5/25	2	0.31	2.31
YOUNGSTOWN STATE TFRI Team Total								24.36

80

Youngstown State

90
LW: 170

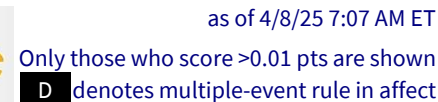
Event	NOR	Athlete	Yr	Season Qual. Best	Date	Pl. Pts.	Bonus	TOTAL	
Scored bests come from CURRENT qualifying season									
► LJ	38	Esther SOLARIN	SR	6.16m	20-2½ (1.9)	4/5/25	0.3	0.00	0.30
► TJ	6	Esther SOLARIN	SR	13.42mw	44-½ (2.1)	4/5/25	20	1.74	21.74
► TJ	22	Nia WILLIAMS-MATHEWS	SR	12.96mw	42-6¼ (3.8)	4/5/25	2	0.31	2.31
YOUNGSTOWN STATE TFRI Team Total								24.36	

81

UCF
Big 12

▲ 112
LW: 193

Event	NQR	Athlete	Yr	Season Qual. Best	Date	Pl. Pts.	Bonus	TOTAL
Scored bests come from CURRENT qualifying season								
▶ 100H	7	Adaobi TABUGBO	SR	12.93w (2.1)	4/5/25	18	1.52	19.52
▶ 400m	44	Twaneise JOHNSON	JR	53.57	4/5/25	0.15	0.00	0.15
▶ 4x100	21	Adaobi Tabugbo, Jazmen Newberry, Aaliyah Gipson, I'Asia Wilson		44.39	4/5/25	2.5	0.09	2.59
▶ 4x400	23	Yvette Harris, Twaneise Johnson, Janiah Pulliam, Jazmen Newberry		3:35.17	4/5/25	1.5	0.02	1.52
▶ LJ	48	Natalia MADISON	SR	6.12mw 20-1 (2.2)	3/22/25	0.05	0.00	0.05
UCF TFRI Team Total								23.83



WOMEN — 2025 Checkpoint #2, April 8

82 North Carolina ACC

▼ 20
LW: 62

<i>NORTH CAROLINA TFRI Team Total</i>	20.65
--	--------------

83 Georgia Southern Sun Belt

 **2**
LW: 85

GEORGIA SOUTHERN TFR1 Team Total	20.19
---	--------------

84 **Vanderbilt**
SEC

 **10**
LW: 94

VANDERBILT TFR/ Team Total	20.11
-----------------------------------	--------------

VANDERBILT TFRI Team Total 20.11

85 **Toledo**
Mid-American

▼ **16**
LW: 69

TOLEDO TFRI Team Total	19.35
-------------------------------	--------------

86 **Yale**
Ivy League

▼ **18**
LW: 68

	YALE TFRI Team Total	19.34
--	-----------------------------	--------------

87 Wisconsin
Big Ten

▼ 24
LW: 63

WISCONSIN TFR Team Total	17.67
---------------------------------	--------------

88 **Michigan**
Big Ten

▼ 38
LW: 50

MICHIGAN TFRI Team Total	17.53
---------------------------------	--------------

MICHIGAN TFRI Team Total 17.53



Only those who score >0.01 pts are shown

D denotes multiple-event rule in affect

WOMEN — 2025 Checkpoint #2, April 8

89 **Utah State**
Mountain West

111
LW: 200

UTAH STATE TFRI Team Total	17.52
-----------------------------------	--------------

90 **Monmouth**
CAA

LW:

MONMOUTH TFR1 Team Total	16.28
---------------------------------	--------------

91 South Florida American

▼ 19
LW: 72

SOUTH FLORIDA TFR/ Team Total	16.23
--------------------------------------	--------------

92 **VCU**
Atlantic 10

 **98**
LW: 190

VCU TFRI Team Total	15.68
----------------------------	--------------

93 Northwestern State Southland

▼ 36
LW: 57

NORTHWESTERN STATE TFR/ Team Total	15.51
---	--------------

94 **Troy**
Sun Belt

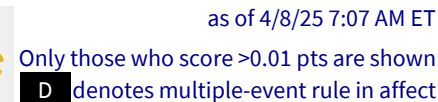
▲ 135
LW: 229

TROY TFR1 Team Total	15.33
-----------------------------	--------------

95 Boise State Mountain West

LW:

BOISE STATE TFR/ Team Total	14.43
------------------------------------	--------------



96

Charlotte

American

▼

8

LW: 88

97

Rutgers

Big Ten

▼

38

LW: 59

98 Eastern Washington  **100**
Big Sky LW: 198

99 Gonzaga
Independent LW:

100 Tulane  **33**
American LW: 67

101

Colorado State

Mountain West

▲ 14

LW: 115

Event	NQR	Athlete	Yr	Season Qual, Best	Date	Pl. Pts.	Bonus	TOTAL
Scored bests come from CURRENT qualifying season								
► 400H	42	Neya JAMISON	JR	58.81	4/5/25	0.2	0.00	0.20
► SP	24	Makayla LONG	JR	16.50mA 54-1¾	3/29/25	1	0.16	1.16
► DISC	32	Klaire KOVATCH	JR	53.75mA 176-4	3/29/25	0.6	0.00	0.60
► DISC	37	Kajsa BORRMAN	SO	53.13m 174-4	4/5/25	0.35	0.00	0.35
► HT	13	Kajsa BORRMAN	SO	65.28m 214-2	4/5/25	8	0.70	8.70
COLORADO STATE TFRI Team Total								11.01



USTFCCA NCAA Division I Outdoor Track & Field National TFRI Team Summary



as of 4/8/25 7:07 AM ET

Only those who score >0.01 pts are shown
D denotes multiple-event rule in affect

WOMEN — 2025 Checkpoint #2, April 8

102 Penn Ivy League

▼ 23
LW: 79

Event	NQR	Athlete	Yr	Season Qual. Best	Date	Pl. Pts.	Bonus	TOTAL	
Scored bests come from CURRENT qualifying season									
▶ PV	47	Evangeline THOMSON	SO	4.08m	13-4½	4/5/25	0.075	0.00	0.08
▶ PV	47	Meghan HART	SR	4.08m	13-4½	4/5/25	0.075	0.00	0.08
▶ LJ	43	Paris IVERY	SO	6.14mw	20-1¾ (2.6)	3/29/25	0.175	0.00	0.18
▶ TJ	29	Adannia AGBO	SO	12.86mw	42-2¼ (3.3)	3/29/25	0.75	0.12	0.87
▶ TJ	41	Olutuminu ONALEYE	JR	12.76m	41-10½ (2.0)	3/29/25	0.225	0.00	0.23
▶ SP	23	Angeludi ASAAH	JR	16.52m	54-2½	4/5/25	1.5	0.18	1.68
▶ DISC	14	Angeludi ASAAH	JR	56.52m	185-5	3/22/25	7	0.61	7.61

PENN TFRI Team Total 10.71

103 Jackson State SWAC

▼ 25
LW: 78

Event	NOR	Athlete	Yr	Season Qual. Best	Date	Pl. Pts.	Bonus	TOTAL	
Scored bests come from CURRENT qualifying season									
► LJ	11	Mylani GALBREATH	SO	6.35m	20-10 (1.6)	3/29/25	10	0.66	10.66

JACKSON STATE TFRI Team Total 10.66

104 Wake Forest ACC

▼ 46
LW: 58

Event	NQR	Athlete	Yr	Season Qual. Best	Date	Pl. Pts.	Bonus	TOTAL
Scored bests come from CURRENT qualifying season								
800m	18	Emma DOUGLASS	JR	2:04.81	3/29/25	4	0.46	4.46
10,000m	17	Brooke WILSON	SO	32:50.07	3/29/25	4.5	0.56	5.06
10,000m	32	Angelina PEREZ	SO	33:23.72	3/29/25	0.6	0.13	0.73

WAKE FOREST TFRI Team Total 10.24

105 Syracuse ACC

▲ 29
LW: 134

Event	NQR	Athlete	Yr	Season Qual. Best	Date	Pl. Pts.	Bonus	TOTAL
Scored bests come from CURRENT qualifying season								
▶ 200m	35	Iaunia POINTER	SR	23.28 (1.6)	3/22/25	0.45	0.15	0.60
▶ 10,000m	15	Emma EASTMAN	JR	32:47.21	4/5/25	6	0.60	6.60
▶ 10,000m	24	Rylie LUSK	SR	33:13.56	4/5/25	1	0.25	1.25
▶ 10,000m	29	Savannah ROARK	SR	33:22.60	4/5/25	0.75	0.14	0.89

SYRACUSE TFRI Team Total 9.34

106 Navy Patriot

▲ 95
LW: 201

Event	NQR	Athlete	Yr	Season Qual. Best	Date	Pl. Pts.	Bonus	TOTAL
Scored bests come from CURRENT qualifying season								
▶ Steeple	31	Olivia LUTKEVICH	SR	10:18.95	4/5/25	0.65	0.13	0.78
▶ Steeple	50	Mia-Claire KEZAL	JR	10:24.91	4/5/25	0.01	0.00	0.01
▶ JAV	13	Renny MURPHY	SR	52.95m 173-9	4/5/25	8	0.53	8.53

NAVY TFRI Team Total 9.32

107 Pittsburgh ACC

▼ 18
LW: 89

Event	NQR	Athlete	Yr	Season Qual. Best	Date	Pl. Pts.	Bonus	TOTAL
Scored bests come from CURRENT qualifying season								
▶ 400m	34	Caleia JOHNSON	SR	53.16	4/5/25	0.5	0.14	0.64
▶ 400H	44	Logan NEELY	SR	58.83	3/22/25	0.15	0.00	0.15
▶ 4x400	42	Logan Neely, Caleia Johnson, Jana Bruses, Faith Dennis		3:40.43	3/22/25	0.2	0.00	0.20
▶ HJ	20	Alesia RENGLE	JR	1.78m 5-10	3/29/25	3	0.30	3.30
▶ SP	18	Norrah LEMONGO	SO	16.79m 55-1	4/5/25	4	0.45	4.45

PITTSBURGH TFRI Team Total 8.74



Only those who score >0.01 pts are shown

D denotes multiple-event rule in affect

WOMEN — 2025 Checkpoint #2, April 8

108

Liberty
Conference USA



3

LW: 105

Event	NQR	Athlete	Yr	Season Qual. Best	Date	Pl. Pts.	Bonus	TOTAL
Scored bests come from CURRENT qualifying season								
▶ 100H	29	Indea CARTWRIGHT	SR	13.32 (1.4)	4/5/25	0.75	0.23	0.98
▶ 200m	23	Reese WEBSTER	JR	23.14 (-0.6)	4/5/25	1.5	0.37	1.87
▶ 4x100	24	Indea Cartwright, Reese Webster, Mahogany Mobley, Akilah Lewis		44.61	4/5/25	1	0.00	1.00
▶ 4x400	46	Maddy Merritt, Mahogany Mobley, Marianah Scott, Shania Adderley		3:41.68	4/5/25	0.1	0.00	0.10
▶ HT	18	Paola BUENO	JR	64.82m 212-8	4/5/25	4	0.52	4.52
LIBERTY TFRI Team Total								8.46

109

UNLV
Mountain West



34

LW: 143

Event	NQR	Athlete	Yr	Season Qual. Best	Date	Pl. Pts.	Bonus	TOTAL
Scored bests come from CURRENT qualifying season								
▶ 100H	35	Jaydea CARTER	SR	13.38w (3.6)	4/5/25	0.45	0.08	0.53
▶ 200m	15	Kennedi PORTER	SR	23.04 (1.3)	4/5/25	6	0.53	6.53
▶ 4x100	32	Jayda Bushay, Kennedi Porter, AnnaKay Maitland, Jaydea Carter		44.73	3/22/25	0.6	0.00	0.60
▶ HJ	32	Grace CUNNINGHAM	JR	1.76m 5-9¼	4/5/25	0.6	0.00	0.60
▶ SP	45	Krishna JAYASANKAR MENON	JR	15.87m 52-¾	3/29/25	0.125	0.00	0.13
UNLV TFRI Team Total								8.38

110

Jacksonville
ASUN



54

LW: 164

Event	NQR	Athlete	Yr	Season Qual. Best	Date	Pl. Pts.	Bonus	TOTAL
Scored bests come from CURRENT qualifying season								
▶ 100m	49	Cassie THOMPSON	SR	11.45 (1.0)	4/5/25	0.025	0.00	0.03
▶ 200m	16	Cassie THOMPSON	SR	23.07 (1.2)	4/5/25	5	0.48	5.48
▶ 400m	22	Cassidra THOMPSON	JR	52.81	4/5/25	2	0.36	2.36
▶ 4x100	40	McKayla Francis, Mariandree Chacon, Cassie Thompson, Cassidra Thompson		45.05	3/8/25	0.25	0.00	0.25
JACKSONVILLE TFRI Team Total								8.11

111

High Point



34

LW: 145

Event	NQR	Athlete	Yr	Season Qual. Best	Date	Pl. Pts.	Bonus	TOTAL
Scored bests come from CURRENT qualifying season								
► 4x100	48	Ashari Pearson, Dae'Nitra Hester, Gianna Paul, Quiana Williams		45.21	4/5/25	0.05	0.00	0.05
► PV	14	Sydney HORN	SR	4.32m 14-2	4/5/25	7	0.64	7.64
HIGH POINT TFR! Team Total								7.69

112

Montana State

Big Sky



7

LW: 119

Event	NQR	Athlete	Yr	Season Qual. Best	Date	Pl. Pts.	Bonus	TOTAL
Scored bests come from CURRENT qualifying season								
▶ 100H	33	Millie HUBBELL	JR	13.37w (3.6)	4/5/25	0.55	0.11	0.66
▶ 1500m	43	Kyla CHRISTOPHER-MOODY	SR	4:18.29c (4:21.30A)	3/29/25	0.175	0.06	0.24
▶ Steeple	33	Grace GILBRETH	SR	10:19.66c(10:27.15A)	3/29/25	0.55	0.10	0.65
▶ 4x100	50	Brooke Reuter, Peyton Garrison, Morgan Hanson, Jaeden Wolf		45.22c (45.10A)	3/29/25	0.01	0.00	0.01
▶ 4x400	22	Jadyn VanDyken, Peyton Garrison, Giulia Gandolfi, Caroline Hawkes		3:35.15	4/5/25	2	0.03	2.03
▶ PV	39	Tatum RICHARDS	JR	4.12m 13-6¼	4/5/25	0.275	0.00	0.28
▶ LJ	38	Hailey COEY	JR	6.16m 20-2½ (0.8)	3/29/25	0.3	0.00	0.30
▶ SP	21	Sydney BREWSTER	SO	16.58m 54-4¾	4/5/25	2.5	0.24	2.74
▶ SP	31	Emma BRENSDAL	SO	16.25m 53-3¾	4/5/25	0.65	0.00	0.65
MONTANA STATE TFR1 Team Total								7.55

113

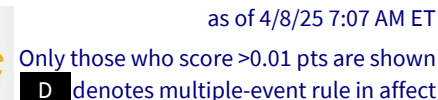
St. John's (N.Y.)
Big East



30

LW: 83

Event	NQR	Athlete	Yr	Season Qual. Best	Date	Pl. Pts.	Bonus	TOTAL
Scored bests come from CURRENT qualifying season								
► 800m	15	Nora HAUGEN	JR	2:04.71	3/22/25	6	0.49	6.49
ST. JOHN'S (N.Y.) TFRI Team Total								6.49



114

Georgetown

Big East

▲ 33

LW: 147

115

Maryland

Big Ten

▲

6

LW: 121

116 **Weber State**  **108**
Big Sky LW: 224

117

Oregon State

Independent

▲ 86

LW: 203

118

Arkansas State

Sun Belt

▼

10

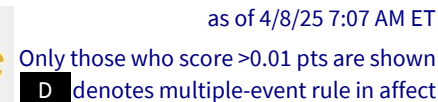
LW: 108

119 **Richmond**  **23**
Atlantic 10 LW: 96

120 Notre Dame
ACC ▼ 50
LW: 70

121 **Long Beach State**  **28**
Big West LW: 93

Event	NQR	Athlete	Yr	Season Qual. Best	Date	Pl. Pts.	Bonus	TOTAL
Scored bests come from CURRENT qualifying season								
▶ 100H	25	Rahni TURNER	SR	13.30 (1.2)	3/22/25	0.95	0.27	1.22
▶ 100H	36	Claudine RAUD-GUMIEL	JR	13.39w (2.3)	4/4/25	0.4	0.06	0.46
▶ 400m	30	Sofia LAVRESHINA	SR	53.06	4/4/25	0.7	0.20	0.90
▶ 400H	25	Sofia LAVRESHINA	SR	58.13	3/29/25	0.95	0.27	1.22
▶ HJ	32	Victoria PLUMMER	SR	1.76m 5-9¼	4/4/25	0.6	0.00	0.60
▶ PV	34	Jonelle SCOTT	FR	4.19m 13-9	4/4/25	0.5	0.00	0.50
LONG BEACH STATE TFRI Team Total								4.90



122 **Louisiana Tech**  **16**
Conference USA LW: 106

123 **Albany**  **17**
America East LW: 140

124

Lipscomb

ASUN

▼

33

LW: 91

125 **Princeton**  **18**
Ivy League LW: 107

126

Kennesaw State

Conference USA

▼

46

LW: 80

127

Brown

Ivy League

▼

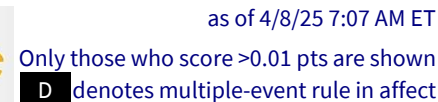
43

LW: 84

128 **Northern Iowa**  **10**
Missouri Valley LW: 118

129 **Georgia Tech**  **56**
ACC LW: 73

Event	NQR	Athlete	Yr	Season Qual, Best	Date	Pl. Pts.	Bonus	TOTAL
Scored bests come from CURRENT qualifying season								
► Steeple	22	Grace DRISKILL	SR	10:15.41	3/29/25	2	0.27	2.27
► 5000m	35	Mary BRADY	SR	15:55.98	3/29/25	0.45	0.09	0.54
► HJ	32	Kendall WARD	SO	1.76m 5-9¼	4/5/25	0.6	0.00	0.60
► HJ	32	Carla DU PLESSIS	SR	1.76m 5-9¼	3/22/25	0.6	0.00	0.60
GEORGIA TECH TFRI Team Total								4.02



130

San Diego State

Mountain West

▼

14

LW: 116

131 **ULM**  **41**
Sun Belt LW: 90

132

South Alabama

Sun Belt

▲ 74

LW: 206

133

Buffalo


Mid-American

▼

21

LW: 112

134 **Bucknell**  **9**
Patriot LW: 125

135 **Montana**  **23**
Big Sky LW: 112

136

Purdue

Big Ten

▼

7

LW: 129

137 **Iowa State**  **63**
 Big 12 LW: 74

Event	NQR	Athlete	Yr	Season Qual. Best	Date	Pl. Pts.	Bonus	TOTAL
Scored bests come from CURRENT qualifying season								
▶ 200m	46	Rachel JOSEPH	JR	23.37 (0.5)	3/28/25	0.1	0.01	0.11
▶ Steeple	21	Sheridan WHEELER	SO	10:14.27	3/29/25	2.5	0.32	2.82
▶ 5000m	42	Bella HEIKES	SR	15:59.06	3/29/25	0.2	0.00	0.20
IOWA STATE TFR! Team Total								3.12



Only those who score >0.01 pts are shown

D denotes multiple-event rule in affect

WOMEN — 2025 Checkpoint #2, April 8

138 **Sacramento State**
Big Sky

21
LW: 159

SACRAMENTO STATE TFRI Team Total

139 **Hampton**
CAA

▼ **53**
LW: 86

HAMPTON TFRI Team Total

140 **Arizona State**
Big 12

▼ **43**
LW: 97

ARIZONA STATE TFRI Team Total

141 **St. Mary's (Calif.)**
Independent

▲ 16
LW: 157

ST. MARY'S (CALIF.) TFR1 Team Total

142 **UC Davis**
Big West

▼ **10**
LW: 132

UC DAVIS TFERI Team Total

143 **Boston University**
Patriot

▼ **61**
LW: 82

BOSTON UNIVERSITY TFRI Team Total

144 **Sam Houston State**
Conference USA

▼ **11**
LW: 133

SAM HOUSTON STATE TFRI Team Total



Only those who score >0.01 pts are shown

D denotes multiple-event rule in affect

WOMEN — 2025 Checkpoint #2, April 8

145

Furman
SoCon

▼ 64
LW: 81

Event	NQR	Athlete	Yr	Season Qual. Best	Date	Pl. Pts.	Bonus	TOTAL
Scored bests come from CURRENT qualifying season								
► Steeple	25	Nicole MATYSIK	SR	10:16.36	3/29/25	0.95	0.23	1.18
► 10,000m	27	Carly WILKES	SO	33:20.08	3/29/25	0.85	0.17	1.02
FURMAN TFRI Team Total								2.21

146

Boston College
ACC

LW:

Event	NQR	Athlete	Yr	Season Qual. Best	Date	Pl. Pts.	Bonus	TOTAL
Scored bests come from CURRENT qualifying season								
▶ 800m	36	Molly HUDSON	SR	2:05.76	4/5/25	0.4	0.19	0.59
▶ 1500m	30	Molly HUDSON	SR	4:16.96	4/5/25	0.7	0.22	0.92
▶ 5000m	36	Roshni SINGH	SR	15:56.03	4/5/25	0.4	0.09	0.49
▶ 10,000m	46	Ella FADIL	SO	33:38.38	4/5/25	0.1	0.00	0.10
BOSTON COLLEGE TERI Team Total								2.10

147

Memphis
American

▼ 44
LW: 103

Event	NQR	Athlete	Yr	Season Qual. Best	Date	Pl. Pts.	Bonus	TOTAL
Scored bests come from CURRENT qualifying season								
► 4x400	26	Kameron Scille, Ivory Davis, Dejona Simpson, Gabrielle Cross		3:37.00	3/22/25	0.9	0.00	0.90
► SP	44	Jazmyn JAMES	JR	15.89m 52-1¾	3/22/25	0.15	0.00	0.15
► JAV	34	Maddie ROBERTS	JR	49.45m 162-3	3/29/25	0.5	0.00	0.50
► JAV	40	Adela MULLEROVA	FR	48.68m 159-9	3/15/25	0.25	0.00	0.25
MEMPHIS TFRI Team Total								1.80

148

Hawai'i

Big West

27
LW: 175

Event	NOR	Athlete	Yr	Season Qual. Best	Date	Pl. Pts.	Bonus	TOTAL	
Scored bests come from CURRENT qualifying season									
► PV	35	Helen HOADLEY	SR	4.18m	13-8½"	3/22/25	0.45	0.00	0.45
► TJ	24	Tara WYLLIE	SO	12.93m	42-5¼ (0.9)	4/5/25	1	0.25	1.25
HAWAII TFR1 Team Total									1.70

149

UT Arlington
WAC

▼ **40**
LW: 109

Event	NQR	Athlete	Yr	Season Qual. Best	Date	Pl. Pts.	Bonus	TOTAL
Scored bests come from CURRENT qualifying season								
▶ 800m	25	Winnie KIPSANG	JR	2:05.16	3/29/25	0.95	0.36	1.31
▶ HJ	45	McKinley NOVACEK	SR	1.75m	5-8¾ 3/22/25	0.125	0.00	0.13
UT ARLINGTON TFRI Team Total								1.43

150

Akron
Mid-American

12
LW: 162

Event	NQR	Athlete	Yr	Season Qual. Best	Date	Pl. Pts.	Bonus	TOTAL
Scored bests come from CURRENT qualifying season								
▶ 200m	48	Joy NWOKIKE	SR	23.40w (2.3)	3/22/25	0.05	0.00	0.05
▶ 400m	25	Joy NWOKIKE	SR	52.90	4/5/25	0.95	0.30	1.25
▶ 4x100	45	Ayanna Stafford, Joy Nwokike, Rukia Omulisia, Vanessa Horn		45.19	4/5/25	0.125	0.00	0.13
AKRON TFRI Team Total								1.43

151

St. Thomas (Minn.) Summit League

▼ 59
LW: 92

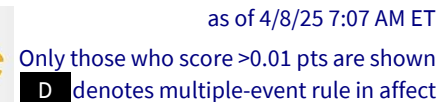
Event	NQR	Athlete	Yr	Season Qual. Best	Date	Pl. Pts.	Bonus	TOTAL
Scored bests come from CURRENT qualifying season								
► 4x100	50	Hannah Cornelius, Alexis Pratt, Danika Apple, Rebecca Randleman		45.22	3/29/25	0.01	0.00	0.01
► JAV	35	Anna SWANSON	SR	49.19m 161-5	3/29/25	0.45	0.00	0.45
► HEPT	27	Olivia KELLER	JR	4,844	3/29/25	0.85	0.05	0.90
ST. THOMAS (MINN.) TFRI Team Total								1.36

152

Illinois State
Missouri Valley

▼ 30
LW: 122

Event	NQR	Athlete	Yr	Season Qual. Best	Date	Pl. Pts.	Bonus	TOTAL
Scored bests come from CURRENT qualifying season								
► HEPT	28	Gracie JESSUP	SR	4,794	4/5/25	0.8	0.00	0.80
► HEPT	33	Kiley SANDERS	SR	4,757	3/29/25	0.55	0.00	0.55
ILLINOIS STATE TFRI Team Total								1.35



153

Connecticut

Big East

▼

66

LW: 87

154

Middle Tennessee

Conference USA

▼

26

LW: 128

155 **Columbia** ▼ **38**
 Ivy League LW: 117

156

Wyoming

Mountain West

▼

21

LW: 135

157 **Marshall**  **22**
Sun Belt LW: 135

158 **Loyola-Chicago**  **27**
Atlantic 10 LW: 131

159 **Cornell** ▼ **55**
Ivy League LW: 104

160

Georgia State

Sun Belt

▲ 44

LW: 204

GEORGIA STATE TFRI Team Total	1.05
--------------------------------------	-------------

161

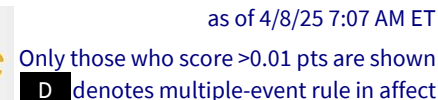
Jacksonville State

Conference USA

▲ 6

LW: 167

Event	NQR	Athlete	Yr	Season Qual. Best	Date	Pl. Pts.	Bonus	TOTAL
Scored bests come from CURRENT qualifying season								
▶ 400H	47	Hailey TUCKER	SR	58.93	3/29/25	0.075	0.00	0.08
▶ HEPT	26	Cayla JOHNSON	SR	4,847	4/5/25	0.9	0.06	0.96
JACKSONVILLE STATE TFRI Team Total								1.04



162

Indiana

Big Ten

▼

38

LW: 124

163

Southern Miss

Sun Belt

8
 LW: 171

Event	NQR	Athlete	Yr	Season Qual. Best	Date	Pl. Pts.	Bonus	TOTAL
Scored bests come from CURRENT qualifying season								
► 4x100	25	Valencia Watson, Kennedy Sanders, Tacherria Lawson, Taliyah Lindsay		44.62	4/5/25	0.95	0.00	0.95
SOUTHERN MISS TFRI Team Total								0.95

165

Drake

Missouri Valley

▼

38

LW: 127

Event	NOR	Athlete	Yr	Season Qual. Best	Date	Pl. Pts.	Bonus	TOTAL
Scored bests come from CURRENT qualifying season								
▶ 800m	31	Emilie MEYER	SR	2:05.69	3/29/25	0.65	0.21	0.86
▶ 1500m	48	Emilie MEYER	SR	4:19.51	3/29/25	0.05	0.00	0.05
DRAKE TFRI Team Total								0.91

167	New Mexico State Conference USA	 7 LW: 174
-----	---	---

169

Norfolk State

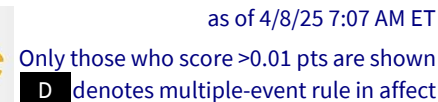
MEAC

▼

18

LW: 151

Event	NOR	Athlete	Yr	Season Qual. Best	Date	Pl. Pts.	Bonus	TOTAL
► 100H	31	Brooklyn ROBINSON	JR	13.33w (3.5)	4/5/25	0.65	0.20	0.85
NORFOLK STATE TFRI Team Total								0.85



WOMEN — 2025 Checkpoint #2, April 8

170 Chattanooga
SoCon

▼ 40
LW: 130

Scored bests come from CURRENT qualifying season

CHATTANOOGA TFR1 Team Total 0.83

171 Southeastern Louisiana

▼ 8
LW: 163

Scored bests come from CURRENT qualifying season

SOUTHEASTERN LOUISIANA TFR1 Team Total 0.82

172 **Louisiana**
Sun Belt

▼ 20
LW: 152

Scored bests come from CURRENT qualifying season

LOUISIANA TFERI Team Total 0.80

173 **UC Riverside**
Big West

▼ 47
LW: 126

Scored bests come from CURRENT qualifying season

UC RIVERSIDE TFRI Team Total 0.75

174 Rhode Island

▼ 26
LW: 148

Scored bests come from CURRENT qualifying season

RHODE ISLAND TFERI Team Total 0.74

175 **Missouri State**
Missouri Valley

▼ 75
LW: 100

Scored bests come from CURRENT qualifying season

MISSOURI STATE TFRI Team Total 0.73

176 **New Hampshire**
America East

▼ 35
LW: 141

Scored bests come from CURRENT qualifying season

NEW HAMPSHIRE TFR1 Team Total 0.70

177 **Miami (Ohio)**
Mid-American

▼ **21**
LW: 156

Scored bests come from CURRENT qualifying season

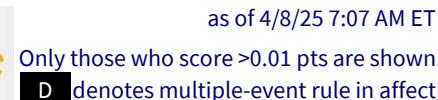
MIAMI (OHIO) TFR Team Total	0.70
------------------------------------	-------------

178 **UTRGV**
Southland

▼ **20**
LW: 158

Scored bests come from CURRENT qualifying season

UTRGV TFRI Team Total 0.68



179 **Air Force**  **68**
Mountain West LW: 111

180 **Central Arkansas**  **2**
ASUN LW: 178

180 **Southern Utah**  **20**
WAC LW: 160

182

Little Rock

OVC

▲ 12

LW: 194

183

Quinnipiac


Metro Atlantic

▼

34

LW: 149

184 **Saint Louis**  **45**
Atlantic 10 LW: 139

185 **Dayton**  **19**
Atlantic 10 LW: 166

186 **Alabama State**
SWAC LW:

186 **CSUN**  **7**
Big West LW: 179

Event	NQR	Athlete	Yr	Season Qual. Best	Date	Pl. Pts.	Bonus	TOTAL	
Scored bests come from CURRENT qualifying season									
► HT	34	Summer MOSLEY	JR	61.71m	202-6	3/22/25	0.5	0.00	0.50
CSUN TFRI Team Total								0.50	



Only those who score >0.01 pts are shown

D denotes multiple-event rule in affect

WOMEN — 2025 Checkpoint #2, April 8

188 William & Mary
CAA

▼ 44
LW: 144

Scored bests come from CURRENT qualifying season

WILLIAM & MARY TERI Team Total 0.47

189 **Murray State**
Missouri Valley

▼ 69
LW: 120

Scored bests come from CURRENT qualifying season

MURRAY STATE TFR1 Team Total 0.43

190 **Florida A&M**
SWAC

LW:

Scored bests come from CURRENT qualifying season

FLORIDA A&M TFR1 Team Total 0.40

191 **Kent State**
Mid-American

41
LW: 150

Scored bests come from CURRENT qualifying season

KENT STATE TFR1 Team Total 0.36

192 **Coppin State**
MEAC

16
LW: 208

Scored bests come from CURRENT qualifying season

COPPIN STATE TFR1 Team Total 0.35

193 **UC Santa Barbara**
Big West

▼ **56**
LW: 137

Scored bests come from CURRENT qualifying season

UC SANTA BARBARA TFR/ Team Total	0.30
---	-------------

194 **Dartmouth**
Ivy League

▼ 40
LW: 154

Scored bests come from CURRENT qualifying season

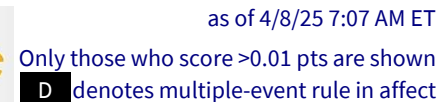
DARTMOUTH TFRI Team Total 0.28

194 Kansas State Big 12

▼ 56
LW: 138

Scored bests come from CURRENT qualifying season

KANSAS STATE TFERI Team Total 0.28



WOMEN — 2025 Checkpoint #2, April 8

196 **Wagner**
Northeast

LW:

Scored bests come from CURRENT qualifying season

WAGNER TFRI Team Total 0.23

197 James Madison
Sun Belt

LW: 184

Scored bests come from CURRENT qualifying season

JAMES MADISON TFRI Team Total 0.20

198 **UC San Diego**
Big West

LW: 216

Scored bests come from CURRENT qualifying season

UC SAN DIEGO TFR1 Team Total 0.18

199 DePaul
Big East

LW: 172

Scored bests come from CURRENT qualifying season

DEPAUL TFERI Team Total 0.15

199 Incarnate Word Southland

LW: 153

Scored bests come from CURRENT qualifying season

INCARNATE WORD TFR! Team Total 0.15

199 **Indiana State**
Missouri Valley

LW: 195

Scored bests come from CURRENT qualifying season

► PV	47	Brooklyn GIERTZ- PFAFF	SR	4.08m	13-4½	4/5/25	0.075	0.00	0.08
------	----	------------------------	----	-------	-------	--------	-------	------	------

INDIANA STATE TFRI Team Total	0.15
--------------------------------------	-------------

199 **Portland**
Independent

LW:

Scored bests come from CURRENT qualifying season

PORTLAND TFRI Team Total 0.15

203 **Abilene Christian**
WAC

LW: 155

Scored bests come from CURRENT qualifying season

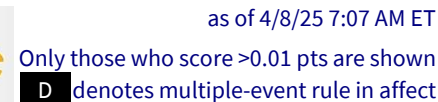
ABILENE CHRISTIAN TRI Team Total 0.13

203 **Bowling Green**
Mid-American

LW: 165

Scored bests come from CURRENT qualifying season

BOWLING GREEN TFR1 Team Total 0.13



WOMEN — 2025 Checkpoint #2, April 8

203 **Charleston Southern**
Big South

11
LW: 214

CHARLESTON SOUTHERN TFR1 Team Total 0.13

206 **Campbell**
CAA

LW:

CAMPBELL TFRI Team Total 0.10

207 **New Orleans**
Southland

LW:

NEW ORLEANS TFRI Team Total 0.08

208 **Bethune-Cookman**
SWAC

LW:

BETHUNE-COOKMAN TFR1 Team Total 0.05

209 **N.C. Central**
MEAC

LW:

N.C. CENTRAL TFRI Team Total 0.03

209 **Northern Illinois**
Mid-American

▼ 7
LW: 202

NORTHERN ILLINOIS TFR Team Total 0.03

209 **Texas A&M-Corpus Christi**
Southland

▼ 10
LW: 199

TEXAS A&M-CORPUS CHRISTI TFR Team Total 0.03

209 **UAB**
American

LW:

***UAB TFR1 Team Total* 0.03**

213 **South Dakota State**
Summit League

▼ 30
LW: 183

<i>SOUTH DAKOTA STATE TFR1 Team Total</i>	0.01
--	-------------