

1

Georgia
SEC



LW: 3

Event	NQR	Athlete	Yr	Season Qual. Best	Date	Pl. Pts.	Bonus	TOTAL
Scored bests come from CURRENT qualifying season								
► 100m	15	Kaila JACKSON	JR	11.16 (-2.4)	4/19/25	6	0.76	6.76
► 100m	39	Reign REDMOND	FR	11.35 (1.8)	4/5/25	0.275	0.00	0.28
► 200m	3	Dejanea OAKLEY	JR	22.43 (1.7)	4/5/25	26	2.18	28.18
► 200m	8	Aaliyah BUTLER	JR	22.63 (1.2)	4/5/25	16	1.30	17.30
► 200m	10	Kaila JACKSON	JR	22.69 (1.7)	4/5/25	12	1.08	13.08
► 400m	1	Aaliyah BUTLER	JR	49.44	4/19/25	30	4.52	34.52
► 400m	3	Dejanea OAKLEY	JR	50.35	4/19/25	26	2.60	28.60
► 400m	49	Haley TATE	JR	52.97	4/5/25	0.025	0.00	0.03
► 400H	4	Michelle SMITH	FR	54.56	4/5/25	24	2.52	26.52
► 4x100	8	Kaila Jackson, Reign Redmond, Sanaa Frederick, Dejanea Oakley		43.18	4/5/25	16	1.78	17.78
► 4x400	16	Michelle Smith, Dejanea Oakley, Sole Frederick, Haley Tate		3:30.87	4/5/25	5	0.65	5.65
► HJ	9	Elena KULICHENKO	SR	1.83m 6-0	4/19/25	14	0.90	14.90
► TJ	14	Skylynn TOWNSEND	FR	13.21m 43-4¼ (1.7)	3/22/25	7	0.57	7.57
► TJ	34	Danah NEMBHARD	FR	12.96m 42-6¼ (1.4)	3/21/25	0.5	0.08	0.58
► SP	10	Kelsie MURRELL-ROSS	SR	17.82m 58-5¾	4/19/25	12	1.33	13.33
► HT	3	Stephanie RATCLIFFE	SR	69.34m 227-6	4/19/25	26	2.85	28.85
► JAV	1	Manuela ROTUNDO	FR	64.17m 210-7	4/5/25	30	5.87	35.87
► JAV	2	Lianna DAVIDSON	SR	63.79m 209-4	3/22/25	28	5.61	33.61
► JAV	17	Erin MCMENIMAN	SR	53.05m 174-1	3/22/25	4.5	0.31	4.81
► HEPT	32	Ella RUSH	JR	5,217	4/12/25	0.6	0.00	0.60
GEORGIA TFRI Team Total								318.83

2

Southern California

Big Ten

unch
LW: 2

Event	NQR	Athlete	Yr	Season Qual. Best	Date	Pl. Pts.	Bonus	TOTAL
Scored bests come from CURRENT qualifying season								
▶ 100m	3	Samirah MOODY	SR	11.03w (3.8)	4/4/25	26	2.04	28.04
▶ 100m	7	Dajaz DEFRAND	JR	11.08w (3.8)	4/4/25	18	1.52	19.52
▶ 100m	9	Brianna SELBY	FR	11.11 (1.9)	4/12/25	14	1.21	15.21
▶ 100m	22	Jassani CARTER	JR	11.22 (-0.2)	3/22/25	2	0.41	2.41
▶ 100m	29	Tiana EYAKPOBEYAN	FR	11.30w (3.8)	4/4/25	0.75	0.14	0.89
▶ 100m	44	Christine MALLARD	JR	11.36w (3.8)	4/4/25	0.15	0.00	0.15
▶ 100m	46	Olivia PACE	FR	11.37 (1.8)	4/12/25	0.1	0.00	0.10
▶ 100H	8	Nonah WALDRON	SO	12.89w (2.3)	4/4/25	16	1.46	17.46
▶ 100H	19	Jalaysiya SMITH	SR	13.12w (3.3)	4/12/25	3.5	0.48	3.98
▶ 200m	1	Madison WHYTE	SO	22.32 (1.9)	4/12/25	30	2.68	32.68
▶ 200m	6	Samirah MOODY	SR	22.58 (0.8)	4/19/25	20	1.52	21.52
▶ 200m	9	Dajaz DEFRAND	JR	22.66 (1.9)	4/12/25	14	1.17	15.17
▶ 200m	12	Jassani CARTER	JR	22.75 (1.9)	4/12/25	9	0.91	9.91
▶ 200m	23	Christine MALLARD	JR	23.03w (2.2)	4/4/25	1.5	0.34	1.84
▶ 200m	28	Tiana EYAKPOBEYAN	FR	23.09 (1.3)	4/12/25	0.8	0.26	1.06
▶ 200m	40	Yemi JOHN	JR	23.15w (4.0)	4/4/25	0.25	0.17	0.42
▶ 400m	6	Madison WHYTE	SO	50.91	3/29/25	20	1.49	21.49
▶ 400m	12	Yemi JOHN	JR	51.31	4/12/25	9	0.96	9.96
▶ 4x100	1	Samirah Moody, Dajaz Defrand, Madison Whyte, Jassani Carter		42.36	4/19/25	30	4.56	34.56
▶ 4x400	9	Yemi John, Jassani Carter, Mia Brahe-Pedersen, Madison Whyte		3:29.61	4/12/25	14	1.24	15.24
▶ LJ	48	Falyn LOTT	FR	6.23m 20-5¼ (0.6)	3/21/25	0.05	0.00	0.05
▶ TJ	26	Jada FOREMAN	JR	13.02m 42-8¾ (1.0)	3/29/25	0.9	0.20	1.10
▶ TJ	36	Lauren REED	JR	12.93mw 42-5¼ (2.8)	4/11/25	0.4	0.02	0.42
▶ SP	10	Ashley ERASMUS	FR	17.82m 58-5¾	3/22/25	12	1.33	13.33
▶ DISC	28	Reese GARLAND	SO	55.46m 182-0	4/5/25	0.8	0.04	0.84
▶ DISC	43	Ashley ERASMUS	FR	53.92m 176-11	4/12/25	0.175	0.00	0.18
▶ HT	45	Karyssa OWENS	JR	60.68m 199-1	3/22/25	0.125	0.00	0.13
SOUTHERN CALIFORNIA TFRI Team Total								267.66



USTFCCCA NCAA Division I Outdoor Track & Field
National TFRI Team Summary



as of 4/22/25 12:01 AM ET
Only those who score >0.01 pts are shown
D denotes multiple-event rule in affect

WOMEN — 2025 Checkpoint #4, April 22

3

Texas A&M
SEC



2

LW: 1

Event	NQR	Athlete	Yr	Season Qual. Best	Date	Pl. Pts.	Bonus	TOTAL
Scored bests come from CURRENT qualifying season								
▶ 100m	4	Camryn DICKSON	JR	11.06w (3.9)	3/22/25	24	1.73	25.73
▶ 100m	26	Jasmine MONTGOMERY	JR	11.25 (1.8)	4/5/25	0.9	0.31	1.21
▶ 100H	4	Jaiya COVINGTON	JR	12.77w (3.3)	4/12/25	24	2.45	26.45
▶ 100H	22	Jasmine HARMON	SO	13.17w (3.3)	4/12/25	2	0.35	2.35
▶ 200m	4	Camryn DICKSON	JR	22.48 (1.7)	4/5/25	24	1.96	25.96
▶ 200m	7	Jasmine MONTGOMERY	JR	22.59 (1.2)	4/5/25	18	1.47	19.47
▶ 200m	44	Kennedy WADE	SR	23.20w (4.0)	3/22/25	0.15	0.10	0.25
▶ 400m	21	Latasha SMITH	SR	51.81	4/5/25	2.5	0.48	2.98
▶ 400m	28	Kennedy WADE	SR	52.53	4/5/25	0.8	0.01	0.81
▶ 400m	31	Jaydan WOOD	SR	52.55	4/5/25	0.65	0.00	0.65
▶ Steeple	21	Debora CHERONO	FR	10:02.32	4/5/25	2.5	0.28	2.78
▶ Steeple	33	Kennady FONTENOT	SO	10:08.47	3/29/25	0.55	0.03	0.58
▶ Steeple	49	Emma LITTLE	SO	10:16.08	3/29/25	0.025	0.00	0.03
▶ 10,000m	50	Megan ROBERTS	FR	33:31.12	3/29/25	0.01	0.00	0.01
▶ 4x100	6	Latasha Smith, Camryn Dickson, Bria Bullard, Jasmine Montgomery		42.94	4/5/25	20	2.58	22.58
▶ 4x400	12	Camryn Dickson, Latasha Smith, Jaydan Wood, Jasmine Montgomery		3:30.21	4/5/25	9	0.96	9.96
▶ PV	30	Heather ABADIE	SR	4.28m 14-½	4/12/25	0.7	0.08	0.78
▶ LJ	14	Sofia IAKUSHINA	FR	6.40mw 21-0 (3.4)	4/11/25	7	0.43	7.43
▶ TJ	3	Winny BII	JR	13.74mw 45-1 (3.8)	4/12/25	26	2.89	28.89
▶ TJ	31	Victoria KADIRI	SR	12.98m 42-7 (1.2)	4/4/25	0.65	0.12	0.77
▶ SP	47	Charlie WEISER	SO	16.10m 52-10	3/29/25	0.075	0.00	0.08
▶ DISC	14	Abigail MARTIN	SO	57.16m 187-7	3/22/25	7	0.45	7.45
▶ JAV	33	Mckenzie FAIRCHILD	SO	50.36m 165-3	4/19/25	0.55	0.00	0.55
▶ HEPT	1	Sofia IAKUSHINA	FR	6,260	4/12/25	30	4.76	34.76
▶ HEPT	23	Madison MURRAY	SR	5,371	4/12/25	1.5	0.19	1.69

TEXAS A&M TFRI Team Total 224.19

4

Arkansas
SEC



1

LW: 5

Event	NQR	Athlete	Yr	Season Qual. Best	Date	Pl. Pts.	Bonus	TOTAL
Scored bests come from CURRENT qualifying season								
▶ 100m	44	Anya JACKSON	FR	11.36 (0.8)	4/19/25	0.15	0.00	0.15
▶ 100H	22	Simone BALLARD	JR	13.17 (1.8)	4/12/25	2	0.35	2.35
▶ 100H	26	Shania MYERS	FR	13.20 (1.8)	4/12/25	0.9	0.27	1.17
▶ 100H	39	Saira PRINCE	SO	13.34 (1.8)	4/12/25	0.275	0.00	0.28
▶ 200m	37	Anya JACKSON	FR	23.12 (-0.3)	4/19/25	0.35	0.22	0.57
▶ 200m	50	Aaliyah PYATT	SR	23.24w (3.3)	4/12/25	0.01	0.05	0.06
▶ 400m	7	Kaylyn BROWN	SO	51.00	4/19/25	18	1.37	19.37
▶ 400m	9	Rosey EFFIONG	SR	51.03	4/19/25	14	1.33	15.33
▶ 400m	16	Sanaria BUTLER	JR	51.62	4/19/25	5	0.61	5.61
▶ 400m	24	Aaliyah PYATT	SR	52.02	4/19/25	1	0.34	1.34
▶ 400m	33	Joanne REID	SR	52.62	4/19/25	0.55	0.00	0.55
▶ 400m	40	Amirah SHARPE	SO	52.78	4/19/25	0.25	0.00	0.25
▶ 400H	2	Rachel GLENN	SR	53.48	4/19/25	28	3.99	31.99
▶ 400H	5	Saira PRINCE	SO	55.49	4/19/25	22	1.62	23.62
▶ 10,000m	4	Paityn NOE	SO	31:59.22	4/5/25	24	1.89	25.89
▶ 10,000m	22	Sydney THORVALDSON	SR	33:01.51	4/5/25	2	0.30	2.30
▶ 4x100	5	Anya Jackson, Rosey Effiong, Kaylyn Brown, Shawnti Jackson		42.90	4/12/25	22	2.72	24.72
▶ 4x400	1	Sanaria Butler, Rosey Effiong, Rachel Glenn, Kaylyn Brown		3:23.69	4/19/25	30	5.25	35.25
▶ HJ	35	Sydney BILLINGTON	SR	1.78m 5-10	4/19/25	0.45	0.00	0.45
▶ LJ	38	Funminiya OLAJIDE	SR	6.27m 20-7 (-0.2)	4/19/25	0.3	0.01	0.31

ARKANSAS TFRI Team Total 191.55



Only those who score >0.01 pts are shown

D denotes multiple-event rule in affect

5 South Carolina SEC

▼ 1
LW: 4

Event	NQR	Athlete	Yr	Season Qual. Best	Date	Pl. Pts.	Bonus	TOTAL
Scored bests come from CURRENT qualifying season								
► 100m	4	JaMeesia FORD	SO	11.06 (1.4)	4/12/25	D 2	1.73	3.73
► 100m	23	Cynteria JAMES	SO	11.23 (0.4)	3/22/25	1.5	0.38	1.88
► 100H	35	Joslyn HAMILTON	FR	13.32 (0.3)	4/19/25	0.45	0.00	0.45
► 200m	2	JaMeesia FORD	SO	22.40w (3.3)	4/19/25	28	2.32	30.32
► 200m	14	Cynteria JAMES	SO	22.84 (1.5)	4/19/25	7	0.65	7.65
► 200m	17	Jayla JAMISON	SR	22.97w (3.3)	4/19/25	4.5	0.43	4.93
► 200m	32	Zaya AKINS	SO	23.10 (1.5)	4/19/25	0.6	0.24	0.84
► 400m	4	JaMeesia FORD	SO	50.43	4/5/25	24	2.44	26.44
► 400m	13	Zaya AKINS	SO	51.45	4/12/25	8	0.77	8.77
► 800m	36	Sylvia CHELANGAT	JR	2:04.43	3/29/25	0.4	0.09	0.49
► 1500m	3	Salma ELBADRA	SO	4:05.85	4/18/25	26	2.31	28.31
► Steeple	20	Teresa CHEROTICH	SO	10:02.13	4/18/25	3	0.29	3.29
► 4x100	2	Jayla Jamison, Cynteria James, Zaya Akins, JaMeesia Ford		42.74	4/19/25	28	3.26	31.26
► 4x400	2	Zaya Akins, Cynteria James, JaMeesia Ford, Jayla Jamison		3:26.24	4/5/25	28	3.37	31.37
► TJ	30	Cameran GIST	FR	12.99m 42-7½ (1.6)	4/4/25	0.7	0.14	0.84
SOUTH CAROLINA TFRI Team Total								180.57

6 Baylor Big 12

unch
LW: 6

Event	NQR	Athlete	Yr	Season Qual. Best	Date	Pl. Pts.	Bonus	TOTAL
Scored bests come from CURRENT qualifying season								
▶ 100m	23	Alexis BROWN	SR	11.23 (0.3)	4/19/25	1.5	0.38	1.88
▶ 100m	31	Tiriah KELLEY	JR	11.31w (3.0)	4/19/25	0.65	0.11	0.76
▶ 100m	32	Michaela FRANCOIS	SR	11.32w (2.8)	3/29/25	0.6	0.08	0.68
▶ 100m	50	Hannah LOWE	FR	11.38 (1.6)	4/19/25	0.01	0.00	0.01
▶ 200m	11	Tiriah KELLEY	JR	22.72w (3.3)	4/19/25	10	1.00	11.00
▶ 400H	14	Calisha TAYLOR	JR	56.44	4/19/25	7	0.73	7.73
▶ 400H	21	Jasmine GRYNE	SR	57.24	4/19/25	2.5	0.30	2.80
▶ 400H	30	Serafima LUCERO	SO	57.67	4/5/25	0.7	0.10	0.80
▶ 10,000m	23	Ruth KIMELI	SO	33:01.97	4/18/25	1.5	0.29	1.79
▶ 4x100	4	Tiriah Kelley, Hannah Lowe, Alexis Brown, Michaela Francois		42.89	4/19/25	24	2.75	26.75
▶ 4x400	21	Serafima Lucero, Tiriah Kelley, Calisha Taylor, Aaryona Kinchen		3:31.99	4/5/25	2.5	0.23	2.73
▶ PV	1	Molly HAYWOOD	SO	4.58m 15-¼	4/12/25	30	3.17	33.17
▶ PV	8	Tenly KUHN	JR	4.47m 14-8	4/19/25	16	1.49	17.49
▶ LJ	1	Alexis BROWN	SR	7.00mw 22-11¾ (2.8)	4/4/25	30	5.00	35.00
▶ LJ	7	Janae DE GANNES	FR	6.57mw 21-6¾ (2.3)	3/28/25	18	1.45	19.45
▶ TJ	22	Iyanna WEBB	FR	13.10m 42-11¾ (1.7)	4/4/25	2	0.36	2.36
▶ HEPT	44	Logan TODOROVICH	FR	5,161	4/12/25	0.15	0.00	0.15
BAYLOR TFRI Team Total								164.55



Only those who score >0.01 pts are shown

D denotes multiple-event rule in affect

WOMEN – 2025 Checkpoint #4, April 22

Florida
SEC



LW: 17

Event	NQR	Athlete	Yr	Season Qual. Best	Date	Pl. Pts.	Bonus	TOTAL
Scored bests come from CURRENT qualifying season								
▶ 100m	11	Anthaya CHARLTON	JR	11.12w (2.1)	4/19/25	10	1.11	11.11
▶ 100H	1	Habiba HARRIS	FR	12.69w (2.1)	4/5/25	30	3.12	33.12
▶ 1500m	33	Tia WILSON	JR	4:13.92	4/5/25	0.55	0.18	0.73
▶ 5000m	3	Hilda OLEMOMOI	SR	15:04.65	4/18/25	26	2.49	28.49
▶ 4x100	18	Quincy Penn, Anthaya Charlton, Habiba Harris, Thalia Waters		43.99	4/5/25	4	0.28	4.28
▶ LJ	2	Anthaya CHARLTON	JR	6.82m 22-4½ (0.6)	4/19/25	28	3.30	31.30
▶ TJ	11	Asia PHILLIPS	FR	13.28mw 43-7 (2.4)	4/4/25	10	0.83	10.83
▶ SP	14	Gracelyn LEISETH	JR	17.42m 57-2	4/19/25	7	0.82	7.82
▶ DISC	2	Alida VAN DAALEN	JR	55.11m 213-8	4/10/25	28	3.89	31.89
▶ DISC	19	Gracelyn LEISETH	JR	56.30m 184-9	4/19/25	3.5	0.24	3.74
▶ HT	38	Imani WASHINGTON	JR	61.81m 202-10	3/28/25	0.3	0.00	0.30
FLORIDA TFRI Team Total								163.62

Oklahoma
SEC



LW: 12

Event	NQR	Athlete	Yr	Season Qual. Best	Date	Pl. Pts.	Bonus	TOTAL
Scored bests come from CURRENT qualifying season								
▶ 400H	38	Jenna JAMES	SR	58.05	4/19/25	0.3	0.00	0.30
▶ 1500m	30	Leah JERUTO	FR	4:13.77	4/18/25	0.7	0.20	0.90
▶ Steeple	4	Leah JERUTO	FR	9:34.71	4/18/25	24	2.27	26.27
▶ PV	2	Olivia LUEKING	SR	4.57m 14-11¾	3/29/25	28	3.00	31.00
▶ LJ	32	Pippi Lotta ENOK	SR	6.30m 20-8 (1.7)	4/19/25	0.6	0.11	0.71
▶ LJ	38	Eunice ILUNGA MBUYI	SR	6.27mw 20-7 (3.2)	4/19/25	0.3	0.01	0.31
▶ TJ	1	Agur DWOL	JR	14.01mw 45-11¾ (2.8)	3/26/25	30	4.45	34.45
▶ TJ	6	Eunice ILUNGA MBUYI	SR	13.44m 44-1¼ (1.9)	3/29/25	20	1.46	21.46
▶ TJ	31	Ashley MOORE	SR	12.98mw 42-7 (2.1)	3/21/25	0.65	0.12	0.77
▶ SP	35	Tuane SILVER	SO	16.38m 53-9	4/19/25	0.45	0.00	0.45
▶ SP	36	Paige LOW	SR	16.37m 53-8½	4/19/25	0.4	0.00	0.40
▶ DISC	22	Nailea FIELDS	SO	55.88m 183-4	3/29/25	2	0.14	2.14
▶ DISC	24	Chesni SCOTT	FR	55.85m 183-3	3/22/25	1	0.13	1.13
▶ DISC	34	Paige LOW	SR	54.65m 179-4	4/19/25	0.5	0.00	0.50
▶ HT	15	Kassidy GALLAGHER	SR	65.89m 216-2	3/22/25	6	0.56	6.56
▶ HT	27	Kennedy CLARKE	SO	64.79m 212-7	3/22/25	0.85	0.17	1.02
▶ JAV	43	Kassidy SANI	SR	49.23m 161-6	4/19/25	0.175	0.00	0.18
▶ HEPT	2	Pippi Lotta ENOK	SR	6,258	4/19/25	28	4.74	32.74
▶ HEPT	50	Ally STEPHENSON	JR	5,118	4/19/25	0.01	0.00	0.01
OKLAHOMA TFRI Team Total								161.29



Only those who score >0.01 pts are shown

D denotes multiple-event rule in affect

WOMEN — 2025 Checkpoint #4, April 22

9

Clemson
ACC



2

LW: 11

Event	NQR	Athlete	Yr	Season Qual. Best	Date	Pl. Pts.	Bonus	TOTAL
Scored bests come from CURRENT qualifying season								
▶ 100m	9	Aleksandra STOILOVA	JR	11.11w (3.9)	3/29/25	14	1.21	15.21
▶ 100m	16	Aniyah KITT	FR	11.17w (3.9)	3/29/25	5	0.69	5.69
▶ 100H	14	Oneka WILSON	JR	13.06 (-3.1)	4/19/25	7	0.65	7.65
▶ 400m	14	Shanque WILLIAMS	FR	51.49	4/19/25	7	0.72	7.72
▶ 400H	13	JodyAnn DIXON	SR	56.36	4/19/25	8	0.80	8.80
▶ 800m	2	Gladys CHEPNGETICH	SO	1:59.68	4/19/25	28	2.54	30.54
▶ 800m	5	Judy KOSGEI	SO	2:00.29	4/19/25	22	2.02	24.02
▶ 5000m	31	Silvia JELEGO	SO	15:43.03	4/18/25	0.65	0.19	0.84
▶ 4x100	7	Aleksandra Stoilova, Aniyah Kitt, McKenzie Calloway, Sade Gray		43.14	3/29/25	18	1.92	19.92
▶ 4x400	14	Mackenzie Osher, Shanque Williams, JodyAnn Dixon, Gladys Chepngetich		3:30.67	4/19/25	7	0.74	7.74
▶ TJ	2	Shantae FOREMAN	SR	13.81mw 45-3¼ (2.3)	3/29/25	28	3.29	31.29
CLEMSON TFRI Team Total								159.42

10

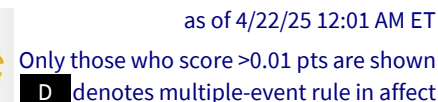
Texas
SEC



2

LW: 8

Event	NQR	Athlete	Yr	Season Qual. Best	Date	Pl. Pts.	Bonus	TOTAL
Scored bests come from CURRENT qualifying season								
▶ 100m	29	Carleta BERNARD	SO	11.30w (2.8)	3/29/25	0.75	0.14	0.89
▶ 100m	39	Holly OKUKU	FR	11.35w (3.1)	4/5/25	0.275	0.00	0.28
▶ 100H	2	Akala GARRETT	SO	12.75w (2.6)	3/29/25	28	2.62	30.62
▶ 200m	16	Holly OKUKU	FR	22.85 (-1.0)	4/19/25	5	0.62	5.62
▶ 200m	20	Kenondra DAVIS	SR	22.99 (-0.3)	4/19/25	3	0.40	3.40
▶ 200m	25	Carleta BERNARD	SO	23.07 (1.6)	3/29/25	0.95	0.29	1.24
▶ 400H	3	Akala GARRETT	SO	53.73	4/19/25	26	3.62	29.62
▶ 400H	17	Mackenzie COLLINS	FR	56.78	4/19/25	4.5	0.51	5.01
▶ 10,000m	20	Eva JESS	SR	32:50.28	4/18/25	3	0.46	3.46
▶ 4x100	10	Carleta Bernard, Holly Okuku, Kenondra Davis, Nita Koom-Dadzie		43.43	3/29/25	12	1.10	13.10
▶ 4x400	20	Mackenzie Collins, Akala Garrett, Kenondra Davis, Holly Okuku		3:31.62	4/19/25	3	0.32	3.32
▶ LJ	11	Aaliyah FOSTER	SO	6.46m 21-2½ (1.1)	4/19/25	10	0.74	10.74
▶ SP	5	Nina NDUBUISI	SO	18.21m 59-9	4/19/25	22	2.03	24.03
▶ SP	9	Chrystal HERPIN	SR	17.83m 58-6	4/5/25	14	1.35	15.35
▶ HEPT	35	Meagan HUMPHRIES	FR	5,199	3/29/25	0.45	0.00	0.45
TEXAS TFRI Team Total								147.11



11 Washington

12 **Texas Tech**
Big 12

Event	NQR	Athlete	Yr	Season Qual. Best	Date	Pl. Pts.	Bonus	TOTAL
Scored bests come from CURRENT qualifying season								
► 800m	6	Chloe FOERSTER	JR	2:00.52	4/5/25	20	1.83	21.83
► 800m	7	Sophie O'SULLIVAN	SR	2:00.61	4/18/25	18	1.75	19.75
► 800m	37	Claire YERBY	JR	2:04.47	4/18/25	0.35	0.08	0.43
► 1500m	2	Chloe FOERSTER	JR	4:05.75	4/18/25	28	2.36	30.36
► 1500m	9	Sophie O'SULLIVAN	SR	4:08.69	4/18/25	14	1.10	15.10
► 1500m	20	Maggie LIEBICH	SR	4:12.35	4/18/25	3	0.41	3.41
► 1500m	23	Mia COCHRAN	JR	4:12.65	4/18/25	1.5	0.36	1.86
► 1500m	23	Amina MAATOUG	SR	4:12.65	4/18/25	1.5	0.36	1.86
► 1500m	44	Claire YERBY	JR	4:14.78	4/18/25	0.15	0.06	0.21
► 5000m	26	Mia COCHRAN	JR	15:40.96	4/5/25	0.9	0.25	1.15
► 5000m	36	Julia DAVID-SMITH	SR	15:44.39	4/5/25	0.4	0.15	0.55
► PV	8	Hana MOLL	SO	4.47m 14-8	4/5/25	16	1.49	17.49
► PV	17	Amanda MOLL	SO	4.37m 14-4	4/5/25	4.5	0.62	5.12
► JAV	42	Leonie TROEGER	JR	49.33m 161-10	4/19/25	0.2	0.00	0.20
► HEPT	4	Sofia COSCULLUELA	FR	5,817	4/19/25	24	2.08	26.08
WASHINGTON TFRI Team Total								145.40

Event	NQR	Athlete	Yr	Season Qual. Best	Date	Pl. Pts.	Bonus	TOTAL
Scored bests come from CURRENT qualifying season								
▶ 100H	5	Naomi KREBS	JR	12.82w (3.3)	4/12/25	22	2.03	24.03
▶ 100H	16	Tonie-Ann FORBES	SO	13.07w (2.8)	3/22/25	5	0.62	5.62
▶ 100H	49	Destiny SMITH	SR	13.41cw (13.37A) (2.3)	4/3/25	0.025	0.00	0.03
▶ 200m	53	Olayinka OLAJIDE	FR	23.26 (0.1)	4/12/25	0	0.02	0.02
▶ 400H	44	Vanessa BALDE	JR	58.38	4/12/25	0.15	0.00	0.15
▶ 4x100	20	Adriane Nwonumah, Mercy Umoibang, Olayinka Olajide, Brianna Howard		44.07	3/29/25	3	0.20	3.20
▶ HJ	2	Temitope ADESHINA	SO	1.90m 6-2¾	4/19/25	28	3.73	31.73
▶ HJ	35	Claire LOWREY	SO	1.78m 5-10	3/29/25	0.45	0.00	0.45
▶ HJ	35	Alexis IVY	SR	1.78m 5-10	3/29/25	0.45	0.00	0.45
▶ LJ	19	Victoria GORLOVA	SR	6.35m 20-10 (1.8)	4/19/25	3.5	0.27	3.77
▶ TJ	21	Suzan OGUNLEYE	JR	13.12mw 43-½ (2.3)	4/11/25	2.5	0.40	2.90
▶ TJ	22	Busola AKINDURO	SR	13.10m 42-11¾ (1.1)	4/19/25	2	0.36	2.36
▶ SP	7	Amori PIERSON	FR	17.84m 58-6½	3/29/25	18	1.36	19.36
▶ DISC	5	Shelby FRANK	SR	61.46m 201-8	4/12/25	22	1.92	23.92
▶ DISC	9	Zoe BURLESON	SR	59.49m 195-2	3/22/25	14	1.01	15.01
▶ DISC	26	McKenzie DAVIS	SO	55.50m 182-1	4/12/25	0.9	0.05	0.95
▶ HT	14	Shelby FRANK	SR	66.24m 217-4	4/12/25	7	0.68	7.68
▶ JAV	36	Leah HOWARD	SO	49.93m 163-10	4/12/25	0.4	0.00	0.40
TEXAS TECH TFRI Team Total								142.02



Only those who score >0.01 pts are shown

D denotes multiple-event rule in affect

WOMEN – 2025 Checkpoint #4, April 22

13

BYU
Big 12



LW: 37

Event	NQR	Athlete	Yr	Season Qual. Best	Date	Pl. Pts.	Bonus	TOTAL
Scored bests come from CURRENT qualifying season								
► 400m	20	Sami OBLAD	SR	51.79	4/19/25	3	0.49	3.49
► 800m	15	Meghan HUNTER	SR	2:02.62	4/18/25	6	0.58	6.58
► 800m	41	Tessa BUSWELL	FR	2:04.69	4/18/25	0.225	0.02	0.24
► 1500m	21	Carlee HANSEN	SR	4:12.42	4/18/25	2.5	0.40	2.90
► Steeple	8	Taylor LOVELL	JR	9:46.86	4/18/25	16	1.19	17.19
► Steeple	25	Elizabeth DILDINE	SR	10:03.27	4/18/25	0.95	0.24	1.19
► Steeple	32	Raygan PETERSON	SO	10:08.12	4/18/25	0.6	0.04	0.64
► 5000m	2	Lexy HALLADAY-LOWRY	SR	14:52.93	4/18/25	28	3.61	31.61
► 5000m	6	Jenna HUTCHINS	JR	15:16.95	4/5/25	20	1.45	21.45
► 5000m	9	Riley CHAMBERLAIN	JR	15:23.88	4/18/25	14	1.03	15.03
► 5000m	33	Carlee HANSEN	SR	15:43.54	4/5/25	0.55	0.17	0.72
► 10,000m	10	Jenna HUTCHINS	JR	32:22.98	4/18/25	12	1.11	13.11
► 10,000m	47	Vanessa ALDER	SO	33:29.92	4/5/25	0.075	0.00	0.08
► 10,000m	48	Destiny EVERETT	SR	33:30.31	4/5/25	0.05	0.00	0.05
► HJ	46	Cortnie BARKER	FR	1.77m	4/11/25	0.1	0.00	0.10
► PV	25	Maren GARNETT	SR	4.30m	3/29/25	0.95	0.20	1.15
► PV	40	Rebekah ERIKSON	SR	4.20m	3/29/25	0.25	0.00	0.25
► SP	17	Gretchen HOEKSTRE	SR	16.99m	4/5/25	4.5	0.42	4.92
► DISC	36	Gretchen HOEKSTRE	SR	54.42m	4/5/25	0.4	0.00	0.40
► JAV	12	Jea GENET	FR	54.62m	3/22/25	9	0.69	9.69
BYU TFRI Team Total								130.78

14

Illinois
Big Ten



LW: 24

Event	NQR	Athlete	Yr	Season Qual. Best	Date	Pl. Pts.	Bonus	TOTAL
Scored bests come from CURRENT qualifying season								
▶ 100m	32	Azariyah BRYANT	JR	11.32w (2.3)	3/22/25	0.6	0.08	0.68
▶ 1500m	35	Halle HILL	SR	4:13.99	4/5/25	0.45	0.17	0.62
▶ HJ	1	Rose YEBOAH	SR	1.91m 6-3¼	4/5/25	30	4.20	34.20
▶ HJ	29	Bara SAJDOKOVA	SR	1.79m 5-10½	4/5/25	0.75	0.13	0.88
▶ PV	10	Tori THOMAS	SR	4.43m 14-6¼	4/12/25	12	1.02	13.02
▶ PV	16	Mia MORELLO	JR	4.38m 14-4½	4/12/25	5	0.68	5.68
▶ LJ	5	Tacoria HUMPHREY	SR	6.73m 22-1 (-1.7)	4/19/25	22	2.48	24.48
▶ LJ	13	Sophia BECKMON	SO	6.41m 21-½ (-0.3)	4/19/25	8	0.47	8.47
▶ SP	2	Abria SMITH	SR	18.92m 62-1	4/19/25	28	3.80	31.80
▶ HT	19	Phethisang MAKHETHE	SR	65.46m 214-9	4/19/25	3.5	0.41	3.91
▶ HT	26	Jordan KOSKONDY	SO	64.80m 212-7	4/19/25	0.9	0.17	1.07
ILLINOIS TFRI Team Total								124.81

15

TCU
Big 12



LW: 9

Event	NQR	Athlete	Yr	Season Qual. Best	Date	Pl. Pts.	Bonus	TOTAL
Scored bests come from CURRENT qualifying season								
▶ 100m	1	Indya MAYBERRY	FR	10.91w (3.9)	3/29/25	30	3.31	33.31
▶ 100m	17	Iyana GRAY	SR	11.19w (3.9)	3/29/25	4.5	0.56	5.06
▶ 100m	17	London TUCKER	FR	11.19w (3.1)	3/22/25	4.5	0.56	5.06
▶ 100H	33	Amari KILUVIA	SO	13.30w (2.7)	3/22/25	0.55	0.01	0.56
▶ 200m	20	Iyana GRAY	SR	22.99 (1.9)	4/12/25	3	0.40	3.40
▶ 400H	9	Amelliah BIRDOW	SO	56.17	3/29/25	14	0.98	14.98
▶ 400H	29	Tia WILLIAMS	SO	57.56	4/12/25	0.75	0.15	0.90
▶ 4x100	3	Indya Mayberry, Iyana Gray, London Tucker, Teanna Harlin		42.87	3/29/25	26	2.82	28.82
▶ 4x400	16	Samarra Monrroy, Amelliah Birdow, Kelaiah Daniyan, Tia Williams		3:30.87	3/29/25	5	0.65	5.65
▶ JAV	5	Irene JEPKEMBOI	SO	57.93m 190-1	4/12/25	22	2.02	24.02
▶ JAV	32	Maria BIENVENU	SR	50.60m 166-0	3/29/25	0.6	0.00	0.60
▶ JAV	38	Sydney JUSZCZYK	SR	49.61m 162-9	3/29/25	0.3	0.00	0.30
▶ HEPT	41	Elise DOBSON	JR	5,172	3/29/25	0.225	0.00	0.23
TCU TFRI Team Total								122.88



Only those who score >0.01 pts are shown

D denotes multiple-event rule in affect

WOMEN — 2025 Checkpoint #4, April 22

16

Oregon Big Ten



LW: 35

Event	NQR	Athlete	Yr	Season Qual. Best	Date	Pl. Pts.	Bonus	TOTAL
Scored bests come from CURRENT qualifying season								
▶ 100H	16	Aaliyah MCCORMICK	JR	13.07w (2.3)	4/4/25	5	0.62	5.62
▶ 800m	16	Klaudia KAZIMIERSKA	JR	2:02.80	4/19/25	5	0.53	5.53
▶ 800m	20	Silan AYYILDIZ	JR	2:03.11	4/19/25	3	0.45	3.45
▶ 800m	27	Mia BARNETT	SR	2:03.78	4/19/25	0.85	0.26	1.11
▶ 800m	28	Ella NELSON	SR	2:03.79	4/19/25	0.8	0.26	1.06
▶ 1500m	7	Klaudia KAZIMIERSKA	JR	4:07.28	4/19/25	18	1.67	19.67
▶ 1500m	10	Mia BARNETT	SR	4:08.75	4/19/25	12	1.09	13.09
▶ Steeple	41	Katie CLUTE	SO	10:13.16	4/19/25	0.225	0.00	0.23
▶ 5000m	13	Juliet CHERUBET	SO	15:28.86	4/19/25	8	0.73	8.73
▶ 10,000m	3	Diana CHEROTICH	FR	31:45.22	4/5/25	26	2.51	28.51
▶ 10,000m	5	Juliet CHERUBET	SO	32:02.78	4/5/25	22	1.73	23.73
▶ 4x100	23	Shaniya Hall, Lily Jones, Brazil Neal, Amirah Shaheed		44.25	4/19/25	1.5	0.00	1.50
▶ 4x400	48	Ella Clayton, Shaniya Hall, Annaleise Taylor, Ella Nelson		3:38.80	4/19/25	0.05	0.00	0.05
▶ PV	47	Isabella NILSEN	JR	4.18m 13-8½	4/19/25	0.075	0.00	0.08
▶ PV	47	Emily FITZSIMMONS	JR	4.18m 13-8½	4/19/25	0.075	0.00	0.08
▶ TJ	13	Ryann PORTER	SR	13.24m 43-5¼ (1.7)	4/19/25	8	0.68	8.68
▶ JAV	40	Kohana NAKATO	SR	49.49m 162-5	4/4/25	0.25	0.00	0.25
OREGON TFRI Team Total								121.35

17

Louisville
ACC



LW: 15

Event	NQR	Athlete	Yr	Season Qual. Best	Date	Pl. Pts.	Bonus	TOTAL
Scored bests come from CURRENT qualifying season								
▶ 100m	50	Kiyah YEAST	SR	11.38w (2.5)	4/5/25	0.01	0.00	0.01
▶ 200m	46	Kiyah YEAST	SR	23.22 (0.0)	4/5/25	0.1	0.07	0.17
▶ Steeple	15	Layla ROEBKE	SR	9:58.76	4/18/25	6	0.43	6.43
▶ 5000m	40	Layla ROEBKE	SR	15:46.36	4/5/25	0.25	0.09	0.34
▶ PV	24	Ashley CALLAHAN	JR	4.31m 14-1¾	4/5/25	1	0.26	1.26
▶ PV	25	Iliana TRIANTAFYLLOU	SO	4.30m 14-1¼	3/29/25	0.95	0.20	1.15
▶ LJ	12	Synclair SAVAGE	SR	6.43m 21-1¼ (0.0)	4/16/25	9	0.55	9.55
▶ TJ	36	Sharvari PARULEKAR	JR	12.93m 42-5¼ (0.6)	3/29/25	0.4	0.02	0.42
▶ SP	3	Jayden ULRICH	SR	18.52m 60-9¼	4/5/25	26	2.75	28.75
▶ DISC	1	Jayden ULRICH	SR	69.39m 227-8	4/13/25	30	6.77	36.77
▶ DISC	7	Jade WHITFIELD	SR	61.25m 201-0	4/10/25	18	1.82	19.82
▶ HEPT	12	Lucy FELLOWS	SO	5,538	4/5/25	9	0.66	9.66
LOUISVILLE TFRI Team Total								114.34



Only those who score >0.01 pts are shown

D denotes multiple-event rule in affect

18

UCLA
Big Ten



3

LW: 21

Event	NQR	Athlete	Yr	Season Qual. Best	Date	Pl. Pts.	Bonus	TOTAL
Scored bests come from CURRENT qualifying season								
▶ 100H	7	Yanla NDJIP-NYEMECK	SR	12.87 (0.0)	4/19/25	18	1.62	19.62
▶ 200m	14	Taylor SNAER	SO	22.84 (0.8)	4/19/25	7	0.65	7.65
▶ 200m	25	Kaylen FLETCHER	JR	23.07 (0.8)	4/19/25	0.95	0.29	1.24
▶ 200m	51	Naomi JOHNSON	JR	23.25 (-2.8)	4/5/25	0	0.03	0.03
▶ 400H	47	Sonia VIRK	SR	58.47	4/5/25	0.075	0.00	0.08
▶ 800m	47	Marie WARNEKE	FR	2:04.84	4/18/25	0.075	0.00	0.08
▶ Steeple	40	Ailish HAWKINS	SO	10:12.37	4/5/25	0.25	0.00	0.25
▶ 4x100	15	Yanla Ndjip-Nyemeck, Naomi Johnson, Alyssa Conyers, Taylor Snaer		43.74	4/5/25	6	0.55	6.55
▶ 4x400	8	Kayla McBride, Taylor Snaer, Alyssa Conyers, Naomi Johnson		3:29.41	3/29/25	16	1.33	17.33
▶ HJ	21	Valentina FAKROGHA	FR	1.80m 5-10¾	4/19/25	2.5	0.29	2.79
▶ PV	25	Ka'leila ABRILLE	SR	4.30m 14-1¼	4/19/25	0.95	0.20	1.15
▶ LJ	4	Sydney JOHNSON	SR	6.79mw 22-3½ (2.4)	3/28/25	24	3.01	27.01
▶ DISC	31	Lyvante SU'EMAI	SR	55.10m 180-9	4/10/25	0.65	0.00	0.65
▶ HT	42	Lyvante SU'EMAI	SR	60.96m 200-0	3/8/25	0.2	0.00	0.20
▶ JAV	6	Jana VAN SCHALKWYK	SR	56.47m 185-3	3/29/25	20	1.34	21.34
▶ HEPT	14	Sydney JOHNSON	SR	5,497	4/19/25	7	0.55	7.55
UCLA TFRI Team Total								113.52

19

Nebraska



14

LW: 33

Event	NQR	Athlete	Yr	Season Qual. Best	Date	Pl. Pts.	Bonus	TOTAL
Scored bests come from CURRENT qualifying season								
▶ 100m	28	Darby THOMAS	SR	11.27 (1.8)	4/12/25	0.8	0.25	1.05
▶ 1500m	47	Berlyn SCHUTZ	SO	4:14.98	4/18/25	0.075	0.03	0.11
▶ HJ	3	Jenna ROGERS	SR	1.88m 6-2	4/19/25	26	2.78	28.78
▶ HJ	6	Karsyn LEELING	FR	1.85m 6-3¼	4/19/25	20	1.54	21.54
▶ TJ	39	Velecia WILLIAMS	SR	12.92mw 42-4¾ (2.7)	4/12/25	0.275	0.00	0.28
▶ SP	13	Kalynn MEYER	SR	17.44m 57-2¾	4/12/25	8	0.84	8.84
▶ SP	19	Kellyn KORTMEYER	SO	16.89m 55-5	4/19/25	3.5	0.32	3.82
▶ SP	45	Sage BURBACH	FR	16.15m 53-0	3/28/25	0.125	0.00	0.13
▶ DISC	13	Kalynn MEYER	SR	57.30m 188-0	4/19/25	8	0.48	8.48
▶ DISC	48	Lauren ST. PETERS	FR	53.20m 174-7	3/28/25	0.05	0.00	0.05
▶ JAV	8	Maddie HARRIS	SR	56.09m 184-0	4/5/25	16	1.17	17.17
▶ JAV	9	Eniko SARA	SR	55.78m 183-0	4/5/25	14	1.02	15.02
▶ JAV	21	Emanuela CASADEI	SR	52.78m 173-2	4/5/25	2.5	0.24	2.74
▶ JAV	27	Jenessa RUDER	FR	51.43m 168-9	4/12/25	0.85	0.00	0.85
▶ HEPT	25	Favour WANJOKU	SR	5,348	4/12/25	0.95	0.12	1.07
NEBRASKA TFRI Team Total								109.93

20

New Mexico



10

LW: 10

Event	NQR	Athlete	Yr	Season Qual. Best	Date	Pl. Pts.	Bonus	TOTAL	
Scored bests come from CURRENT qualifying season									
▶ 800m	30	Judy RONO	FR	2:03.98	4/18/25	0.7	0.21	0.91	
▶ 1500m	19	Judy RONO	FR	4:11.45	4/18/25	3.5	0.54	4.04	
▶ Steeple	2	Pamela KOSGEI	SO	9:15.93	4/5/25	D	2	4.85	6.85
▶ Steeple	18	Sophia MCDONNELL	SR	10:01.17	4/5/25	4	0.33	4.33	
▶ 5000m	1	Pamela KOSGEI	SO	14:52.45	4/18/25	30	3.65	33.65	
▶ 5000m	7	Marion JEPNGETICH	FR	15:22.80	4/5/25	18	1.09	19.09	
▶ 5000m	17	Alice SEGUIN	SO	15:33.10	4/5/25	4.5	0.48	4.98	
▶ 10,000m	1	Pamela KOSGEI	SO	31:02.73	3/29/25	30	4.45	34.45	
▶ 10,000m	43	Nicola JANSEN	JR	33:29.01	4/5/25	0.175	0.00	0.18	
▶ 4x400	26	Louanne Pouzancre, Sofia Pineda, Hanna Kiess, Rebecca Grieve		3:34.35c (3:33.91A)	4/11/25	0.9	0.00	0.90	
NEW MEXICO TFRI Team Total								109.37	



Only those who score >0.01 pts are shown

D denotes multiple-event rule in affect

WOMEN – 2025 Checkpoint #4, April 22

21

Northern Arizona

Big Sky



11

LW: 32

NORTHERN ARIZONA TFRI Team Total	104.76
---	---------------

22

LSU
SEC

2

LW: 20

▶ PV	35	Johanna DUPLANTIS	SR	4.25m	13-11¼	3/29/25	0.45	0.00	0.45
▶ LJ	26	Machaeda LINTON	JR	6.32m	20-9 (0.5)	4/4/25	0.9	0.17	1.07
▶ TJ	28	Machaeda LINTON	JR	13.01m	42-8¼ (1.5)	4/19/25	0.8	0.18	0.98
▶ TJ	42	Taylor FINGERS	SO	12.91m	42-4¼ (-0.5)	4/19/25	0.2	0.00	0.20
▶ DISC	27	Princesse HYMAN	FR	55.49m	182-1	4/4/25	0.85	0.05	0.90
▶ JAV	26	Trinity SPOONER	SR	51.66m	169-6	3/29/25	0.9	0.00	0.90

LSU TFR1 Team Total	104.19
----------------------------	---------------

23

Tennessee SEC

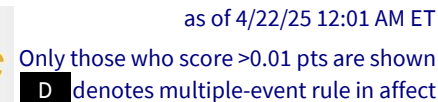


7

LW: 30

▶ PV	12	Sarah SCHMITT	SR	4.40m	14-5¼	4/19/25	9	0.81	9.81
▶ PV	40	Mya STRAHM	FR	4.20m	13-9¼	3/22/25	0.25	0.00	0.25
▶ LJ	38	Mikele VICKERS	SR	6.27mw	20-7 (3.2)	4/5/25	0.3	0.01	0.31
▶ DISC	10	Donna DOUGLAS	FR	58.78m	192-10	4/19/25	12	0.84	12.84
▶ JAV	48	Caley SOSNOWSKI	SO	48.89m	160-5	4/5/25	0.05	0.00	0.05

TENNESSEE TFRI Team Total	103.14
----------------------------------	---------------



24 **Duke**
ACC

▼ **11**
LW: 13

[illegible]

26 Auburn SEC

8
LW: 18

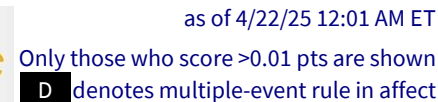
27

Alabama

SEC

LW: 23

Event	NQR	Athlete	Yr	Season Qual.	Best	Date	Pt. Pts.	Bonus	TOTAL
Scored bests come from CURRENT qualifying season									
► 800m	34	Keaton MORRISON	JR	2:04.35		4/12/25	0.5	0.11	0.61
► 1500m	11	Doris LEMNGOLE	SO	4:09.28		4/12/25	10	0.93	10.93
► Steeple	1	Doris LEMNGOLE	SO	9:10.13		4/18/25	30	5.68	35.68
► Steeple	29	Lilly WALTERS	SO	10:06.71		4/12/25	0.75	0.10	0.85
► 10,000m	30	Brenda TUWEI	JR	33:14.24		4/18/25	0.7	0.12	0.82
► HJ	21	Miracle AILES	SR	1.80m	5-10¾	4/12/25	2.5	0.29	2.79
► HJ	46	Katelyn ADEL	FR	1.77m	5-9½	3/29/25	0.1	0.00	0.10
► LJ	32	Mariia HORIELOVA	SO	6.30m	20-8 (0.6)	4/19/25	0.6	0.11	0.71
► SP	7	Myejoi WILLIAMS	SR	17.84m	58-6½	4/12/25	18	1.36	19.36
► SP	31	Treneeese HAMILTON	JR	16.49m	54-1¼	4/12/25	0.65	0.00	0.65
► JAV	34	Megan ALBAMONTI	SR	50.20m	164-9	3/22/25	0.5	0.00	0.50
► HEPT	9	Katelyn ADEL	FR	5,587		3/29/25	14	0.81	14.81
ALABAMA TFRI Team Total									87.81



28 **Iowa**
Big Ten

Event	NQR	Athlete	Yr	Season Qual. Best	Date	Pl. Pts.	Bonus	TOTAL
Scored bests come from CURRENT qualifying season								
▶ 100m	19	Lia LOVE	SR	11.20w (3.9)	3/29/25	3.5	0.49	3.99
▶ 200m	28	Lia LOVE	SR	23.09w (2.2)	3/29/25	0.8	0.26	1.06
▶ 400m	11	Chioma NWACHUKWU	FR	51.26	4/19/25	10	1.02	11.02
▶ 400m	25	Damaris MUTUNGA	FR	52.13	4/19/25	0.95	0.27	1.22
▶ 400m	46	Alivia WILLIAMS	FR	52.92	4/19/25	0.1	0.00	0.10
▶ 800m	17	Alli BOOKIN-NOSBISCH	SR	2:02.92	4/5/25	4.5	0.50	5.00
▶ 4x100	24	Holly Duax, Olicia Lucas, Alivia Williams, Lia Love		44.29	4/19/25	1	0.00	1.00
▶ 4x400	19	Olicia Lucas, Damaris Mutunga, Alivia Williams, Chioma Nwachukwu		3:30.92	4/19/25	3.5	0.62	4.12
▶ HJ	4	Maria ARBOLEDA	FR	1.87m 6-1½	3/22/25	24	2.31	26.31
▶ LJ	29	Maud ZEFFOU-POATY	SO	6.31mw 20-8½ (2.1)	4/19/25	0.75	0.14	0.89
▶ TJ	17	Daniela WAMOKPEGO	SO	13.19m 43-3¼ (1.6)	3/26/25	4.5	0.53	5.03
▶ SP	45	Wisdom WILLIAMS	JR	16.15m 53-0	4/11/25	0.125	0.00	0.13
▶ JAV	4	Elizabeth KORCZAK	JR	58.10m 190-8	3/22/25	24	2.10	26.10
IOWA TFRI Team Total								85.98

29 Minnesota
Big Ten

 **57**
LW: 86

Event	NQR	Athlete	Yr	Season Qual. Best	Date	Pl. Pts.	Bonus	TOTAL
Scored bests come from CURRENT qualifying season								
▶ 100H	19	Maja MAUNSBACK	SR	13.12w (2.1)	4/19/25	3.5	0.48	3.98
▶ Steeple	9	Zoe DUNDON	SO	9:52.46	4/18/25	14	0.71	14.71
▶ Steeple	11	Isabelle SCHMITZ	FR	9:55.19	4/18/25	10	0.58	10.58
▶ 5000m	50	Ali WEIMER	SO	15:50.15	4/18/25	0.01	0.00	0.01
▶ 10,000m	25	Ali WEIMER	SO	33:03.15	3/29/25	0.95	0.28	1.23
▶ 4x400	38	Dyandra Gray, Kendra Kelley, Kennedy Martinson, Kitania Headley		3:37.40	4/5/25	0.3	0.00	0.30
▶ HJ	35	Alliyah MCNEIL	SR	1.78m 5-10	3/22/25	0.45	0.00	0.45
▶ TJ	8	Diarra SOW	SO	13.35m 43-9¾ (1.1)	4/19/25	16	1.11	17.11
▶ TJ	14	Brooke MOORE	SO	13.21m 43-4¼ (-0.4)	4/19/25	7	0.57	7.57
▶ SP	21	Anthonnett NABWE	SO	16.84m 55-3	4/5/25	2.5	0.28	2.78
▶ HT	5	Anthonnett NABWE	SO	68.00m 223-1	4/13/25	22	1.69	23.69
▶ HT	30	Hadley STREIT	SO	64.00m 210-0	4/5/25	0.7	0.00	0.70
MINNESOTA TFRI Team Total								83.11

▼ **11**
LW: 19

Event	NQR	Athlete	Yr	Season Qual. Best	Date	Pl. Pts.	Bonus	TOTAL
Scored bests come from CURRENT qualifying season								
► 100m	12	Sharmelle HOLMES	FR	11.13w (2.5)	4/5/25	9	1.01	10.01
► 100m	46	Victoria PERROW	SR	11.37w (2.1)	4/19/25	0.1	0.00	0.10
► 100H	13	Alexis GLASCO	SR	13.04w (2.6)	3/29/25	8	0.70	8.70
► 100H	14	Emmi SCALES	SO	13.06 (0.3)	4/5/25	7	0.65	7.65
► 100H	42	Camden BENTLEY	SO	13.37 (0.5)	4/19/25	0.2	0.00	0.20
► 200m	22	Sharmelle HOLMES	FR	23.00 (-1.0)	4/19/25	2	0.39	2.39
► 400m	19	Alysia JOHNSON	SR	51.78	4/19/25	3.5	0.50	4.00
► 400m	23	Oneika MCANNUFF	SO	51.96	4/5/25	1.5	0.38	1.88
► 800m	25	Jenna SCHWINGHAMER	SR	2:03.64	4/19/25	0.95	0.30	1.25
► 1500m	27	Janet JEPKEMBOI AMIMO	FR	4:13.58	4/5/25	0.85	0.23	1.08
► Steeple	27	Perri BOCKRATH	SR	10:06.01	4/5/25	0.85	0.13	0.98
► 4x100	12	Victoria Perrow, Hannah Douglas, Stacey Onyepunuka, Sharmelle Holmes		43.54	4/19/25	9	0.85	9.85
► 4x400	3	Cha'iel Johnson, Oneika McAnuff, Hannah Douglas, Alysia Johnson		3:26.33	4/19/25	26	3.31	29.31
► PV	35	Payton PHILLIPS	SR	4.25m 13-11¼	3/29/25	0.45	0.00	0.45
► TJ	44	Sophie GALLOWAY	SR	12.90m 42-4 (2.0)	4/5/25	0.15	0.00	0.15
► TJ	50	Alyiah ADAMS	JR	12.84mw 42-1½ (2.3)	3/26/25	0.01	0.00	0.01
► HT	48	Kate POWERS	SO	60.40m 198-2	4/5/25	0.05	0.00	0.05
► HEPT	36	Julia GUNNELL	SO	5,198	4/5/25	0.4	0.00	0.40
KENTUCKY TFRI Team Total								78.45



Only those who score >0.01 pts are shown

D denotes multiple-event rule in affect

WOMEN – 2025 Checkpoint #4, April 22

31 **Virginia**
ACC

12
LW: 43

Event	NQR	Athlete	Yr	Season Qual. Best	Date	Pl. Pts.	Bonus	TOTAL
Scored bests come from CURRENT qualifying season								
▶ 100m	39	Sarah AKPAN	JR	11.35 (1.9)	4/19/25	0.275	0.00	0.28
▶ 100H	31	Maya ROLLINS	FR	13.29w (2.8)	4/19/25	0.65	0.03	0.68
▶ 1500m	1	Margot APPLETON	SR	4:05.68	3/29/25	30	2.39	32.39
▶ 1500m	40	Tatum DAVID	SO	4:14.47	4/19/25	0.25	0.10	0.35
▶ 5000m	11	Margot APPLETON	SR	15:25.19	4/19/25	10	0.95	10.95
▶ 10,000m	31	Jenny SCHILLING	JR	33:15.54	3/29/25	0.65	0.10	0.75
▶ 10,000m	46	Sophie ATKINSON	JR	33:29.46	3/29/25	0.1	0.00	0.10
▶ HJ	8	Celia RIFATERRA	JR	1.84m 6-½	4/19/25	16	1.22	17.22
▶ HJ	29	Carly TARENTINO	SR	1.79m 5-10½	4/5/25	0.75	0.13	0.88
▶ PV	40	Samantha ROMANO	JR	4.20m 13-9¼	4/19/25	0.25	0.00	0.25
▶ TJ	17	Lily HULLAND	SR	13.19mw 43-3¼ (2.7)	4/19/25	4.5	0.53	5.03
▶ TJ	46	Lauren YEBOAH-KODIE	SR	12.87mw 42-2¾ (3.5)	4/19/25	0.1	0.00	0.10
▶ SP	43	Estel VALEANU	SR	16.19m 53-1½	4/19/25	0.175	0.00	0.18
▶ DISC	21	Estel VALEANU	SR	56.08m 184-0	4/19/25	2.5	0.19	2.69
▶ HT	28	Annika KELLY	FR	64.71m 212-4	3/29/25	0.8	0.14	0.94
▶ JAV	22	Christiana ELLINA	JR	52.59m 172-7	3/29/25	2	0.20	2.20
VIRGINIA TFR1 Team Total								74.99

VIRGINIA TFERI Team Total 74.99

32 **California**
ACC

▼ 7
LW: 25

Event	NQR	Athlete	Yr	Season Qual. Best	Date	Pl. Pts.	Bonus	TOTAL
Scored bests come from CURRENT qualifying season								
▶ 100H	28	Asjah ATKINSON	SR	13.25 (1.4)	4/5/25	0.8	0.14	0.94
▶ PV	30	Ali SAHAIDA	JR	4.28m 14'-½	3/22/25	0.7	0.08	0.78
▶ TJ	20	Myla CANTY	SO	13.13m 43-1 (1.3)	4/5/25	3	0.42	3.42
▶ SP	27	Lucija LEKO	SO	16.54m 54-3¼	4/19/25	0.85	0.00	0.85
▶ DISC	6	Caisa-Marie LINDFORS	SR	61.44m 201-7	4/19/25	20	1.91	21.91
▶ DISC	16	Lucija LEKO	SO	56.85m 186-6	3/22/25	5	0.37	5.37
▶ HT	4	Valentina SAVVA	FR	69.20m 227-1	4/19/25	24	2.71	26.71
▶ HT	11	Giavonna MEEKS	SO	66.93m 219-7	4/5/25	10	0.95	10.95
▶ HT	29	Audrey JACOBS	JR	64.13m 210-5	4/5/25	0.75	0.00	0.75
▶ HT	46	Adrianna COLEMAN	SO	60.56m 198-8	4/19/25	0.1	0.00	0.10
CALIFORNIA TFRI Team Total								71.78

CALIFORNIA TFRI Team Total 71.78

33 **NC State**
ACC

▼ 4
LW: 29

Event	NQR	Athlete	Yr	Season Qual. Best	Date	Pl. Pts.	Bonus	TOTAL
Scored bests come from CURRENT qualifying season								
▶ 1500m	18	Samantha BUSH	SR	4:10.94	4/18/25	4	0.61	4.61
▶ 1500m	47	Kate PUTMAN	SO	4:14.98	3/29/25	0.075	0.03	0.11
▶ Steeple	3	Angelina NAPOLEON	SO	9:29.20	4/18/25	26	3.01	29.01
▶ 5000m	35	Bethany MICHALAK	FR	15:43.84	4/18/25	0.45	0.16	0.61
▶ 10,000m	2	Grace HARTMAN	JR	31:20.60	3/29/25	28	3.62	31.62
▶ TJ	19	Jayda HUNTER	SR	13.16m 43-2¼ (0.7)	4/19/25	3.5	0.47	3.97
▶ TJ	50	Mariama HUNT	FR	12.84mw 42-1½ (2.8)	4/19/25	0.01	0.00	0.01

NC STATE TFR1 Team Total 69.95

34 **Kansas**
Big 12

▼ 3
LW: 31

Event	NOR	Athlete	Yr	Season Qual. Best	Date	Pl. Pts.	Bonus	TOTAL	
Scored bests come from CURRENT qualifying season									
▶ 400m	36	Pearl AWANYA	SO	52.65	4/12/25	0.4	0.00	0.40	
▶ 800m	32	Emmaculate JEMUTAI	SO	2:04.17	3/29/25	0.6	0.16	0.76	
▶ Steeple	23	Ebba CRONHOLM	FR	10:02.54	4/5/25	1.5	0.27	1.77	
▶ 4x400	35	Sidney Smith, Deshana Skeete, Pearl Awanya, Aaliyah Moore		3:36.98	4/12/25	0.45	0.00	0.45	
▶ PV	4	Mason MEINERSHAGEN	SO	4.50m	14-9	3/29/25	24	1.85	25.85
▶ PV	7	Erica ELLIS	SR	4.49m	14-8¾	4/19/25	18	1.73	19.73
▶ PV	15	Gabrielle HOKE	JR	4.39m	14-4¾	4/19/25	6	0.75	6.75
▶ DISC	11	Sofia SLUCHANINOVA	SR	58.39m	191-7	3/23/25	10	0.74	10.74
▶ DISC	22	Madeline FEY	FR	55.88m	183-4	3/23/25	2	0.14	2.14

KANSAS TFR/ Team Total 68.59



Only those who score >0.01 pts are shown

D denotes multiple-event rule in affect

WOMEN – 2025 Checkpoint #4, April 22

35 **Miami (Fla.)**
ACC

3
LW: 38

MIAMI (FLA.) TFRI Team Total 67.53

36 **Harvard**
Ivy League

5
LW: 41

HARVARD TFRI Team Total 66.37

37 **Arizona**
Big 12

▼ **10**
LW: 27

ARIZONA TFRI Team Total	65.57
--------------------------------	--------------

38 South Dakota Summit League

13
LW: 51

<i>SOUTH DAKOTA TFRI Team Total</i>	60.34
--	--------------



Only those who score >0.01 pts are shown

D denotes multiple-event rule in affect

WOMEN – 2025 Checkpoint #4, April 22

39 San Jose State

Mountain West

unch
LW: 39

SAN JOSE STATE TFRI Team Total	55.54
---------------------------------------	--------------

40 **Oklahoma State**
Big 12

▼ 6
LW: 34

OKLAHOMA STATE TFR/ Team Total	55.00
---------------------------------------	--------------

41 Princeton Ivy League

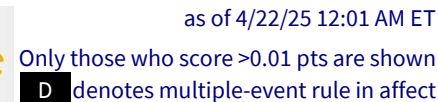
▲ 14
LW: 55

PRINCETON TFRI Team Total 54.26

42 Michigan Big Ten

10
LW: 52

MICHIGAN TFERI Team Total 54.20



43

Colorado State

Mountain West

▲ 36

LW: 79

44

North Dakota

Summit League

▲ 21

LW: 65

Event	NQR	Athlete	Yr	Season Qual. Best	Date	Pl. Pts.	Bonus	TOTAL
-------	-----	---------	----	-------------------	------	----------	-------	-------

45 **Howard** **unch**
MEAC LW: 45

46

Texas State

Sun Belt

▲ 31

LW: 77

46

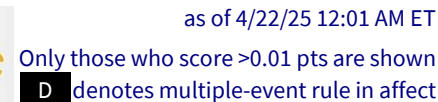
Texas State

Sun Belt

▲ 31

LW: 77

▶ 100m	46	Taejha BADAL	JR	11.37w	(2.3)	3/29/25	0.1	0.00	0.10
▶ HJ	35	Kendall LEMM	FR	1.78m	5-10	3/22/25	0.45	0.00	0.45
▶ SP	18	Melanie DURON	JR	16.97m	55-8¼	3/29/25	4	0.40	4.40
▶ HT	1	Lara ROBERTS	SO	70.97m	232-10	4/19/25	30	4.52	34.52
▶ HT	13	Elisabet RUT RUNARSDOTTIR	JR	66.39m	217-10	3/22/25	8	0.73	8.73
▶ JAV	29	Charlize GOODY	FR	51.03m	167-5	3/22/25	0.75	0.00	0.75



47 **UTSA**
American

▼ **19**
LW: 28

UTSA TFR1 Team Total 47.75

48 Ole Miss SEC

8
LW: 40

Event	NQR	Athlete	Yr	Season Qual. Best	Date	Pl. Pts.	Bonus	TOTAL
Scored bests come from CURRENT qualifying season								
► Steeple	48	Hannah IELFIELD	SR	10:15.94	3/22/25	0.05	0.00	0.05
► LJ	21	Lizzie HATTON	SO	6.34mw 20-9¾ (2.9)	4/4/25	2.5	0.24	2.74
► TJ	26	Dieusi ARMAND	SR	13.02mw 42-8¾ (2.2)	4/4/25	0.9	0.20	1.10
► TJ	39	Madison MARTINEZ	FR	12.92m 42-4¾ (0.0)	3/28/25	0.275	0.00	0.28
► SP	1	Akaoma ODELUGA	SO	18.93m 62-1¼	3/29/25	30	3.83	33.83
► SP	16	Mensi STIFF	SO	17.01m 55-9¾	3/29/25	5	0.44	5.44
► HT	20	Akaoma ODELUGA	SO	65.33m 214-4	4/19/25	3	0.36	3.36
► HT	37	Skyler SOLI	SO	61.94m 203-3	3/22/25	0.35	0.00	0.35
OLE MISS TFRI Team Total								47.14

49 Rutgers Big Ten

13
LW: 62

RUTGERS TFRI Team Total 46.84

50 Ohio State Big Ten

6
LW: 44

OHIO STATE TFERI Team Total	46.72
------------------------------------	--------------



USTFCCCA NCAA Division I Outdoor Track & Field National TFRI Team Summary



as of 4/22/25 12:01 AM ET

Only those who score >0.01 pts are shown
D denotes multiple-event rule in affect

WOMEN — 2025 Checkpoint #4, April 22

51 West Virginia Big 12

▲ 5
LW: 56

Event	NQR	Athlete	Yr	Season Qual. Best	Date	Pl. Pts.	Bonus	TOTAL
Scored bests come from CURRENT qualifying season								
800m	49	Kishay ROWE	SO	2:04.90	3/22/25	0.025	0.00	0.03
1500m	25	Sarah TAIT	SR	4:12.66	4/18/25	0.95	0.36	1.31
Steeple	6	Sarah TAIT	SR	9:37.62	4/18/25	20	2.00	22.00
5000m	22	Naomi KEMBOI	FR	15:39.17	3/29/25	2	0.30	2.30
5000m	24	Sarah TAIT	SR	15:40.00	3/29/25	1	0.28	1.28
10,000m	7	Joy NAUKOT	FR	32:21.84	3/29/25	18	1.15	19.15
HJ	35	Annishka MCDONALD	JR	1.78m	5-10 3/22/25	0.45	0.00	0.45

WEST VIRGINIA TFRI Team Total 46.51

52 Fresno State Mountain West

▼ 5
LW: 47

Event	NQR	Athlete	Yr	Season Qual. Best	Date	Pl. Pts.	Bonus	TOTAL
Scored bests come from CURRENT qualifying season								
400H	39	Jewel ASH	SR	58.08	4/5/25	0.275	0.00	0.28
HJ	21	Elizabeth TARCZY	SO	1.80m	5-10% 4/19/25	2.5	0.29	2.79
SP	20	Cierra JACKSON	SR	16.88m	55-4% 4/19/25	D 2	0.31	2.31
DISC	3	Cierra JACKSON	SR	64.42m	211-4 3/29/25	26	3.43	29.43
HT	15	Cierra JACKSON	SR	65.89m	216-2 3/29/25	6	0.56	6.56
JAV	19	Harriette MORTLOCK	JR	52.95m	173-9 4/5/25	3.5	0.29	3.79
HEPT	37	Colleen UZOEKWE	SR	5,192	4/4/25	0.35	0.00	0.35
HEPT	47	Ella SPAULDING	SO	5,135	4/4/25	0.075	0.00	0.08

FRESNO STATE TFRI Team Total 45.57

53 Florida International Conference USA

▼ 11
LW: 42

Event	NQR	Athlete	Yr	Season Qual. Best	Date	Pl. Pts.	Bonus	TOTAL
Scored bests come from CURRENT qualifying season								
DISC	4	Michaelle VALENTIN	SR	62.17m	204-0 4/12/25	24	2.25	26.25
HT	9	Michaelle VALENTIN	SR	67.51m	221-6 3/22/25	14	1.36	15.36
JAV	25	Ardis OSKARSDOTTIR	FR	51.97m	170-6 4/5/25	0.95	0.05	1.00
JAV	37	Hannah JANSEN	JR	49.74m	163-2 4/19/25	0.35	0.00	0.35

FLORIDA INTERNATIONAL TFRI Team Total 42.95

54 Eastern Kentucky ASUN

▲ 3
LW: 57

Event	NQR	Athlete	Yr	Season Qual. Best	Date	Pl. Pts.	Bonus	TOTAL
Scored bests come from CURRENT qualifying season								
800m	39	Bahiya EL ARFAOUI	SO	2:04.51	3/29/25	0.275	0.07	0.34
1500m	8	Bahiya EL ARFAOUI	SO	4:07.31	4/18/25	16	1.66	17.66
Steeple	14	Karin GOSEK	FR	9:58.73	4/18/25	7	0.43	7.43
5000m	34	Edna CHELULEI	FR	15:43.67	4/18/25	0.5	0.17	0.67
10,000m	9	Edna CHELULEI	FR	32:22.80	3/29/25	14	1.12	15.12

EASTERN KENTUCKY TFRI Team Total 41.22

55 Notre Dame ACC

▼ 7
LW: 48

Event	NQR	Athlete	Yr	Season Qual. Best	Date	Pl. Pts.	Bonus	TOTAL
Scored bests come from CURRENT qualifying season								
5000m	19	Siona CHISHOLM	JR	15:33.93	4/18/25	3.5	0.46	3.96
10,000m	24	Emily COVERT	SR	33:02.95	3/29/25	1	0.28	1.28
HEPT	3	Jadin O'BRIEN	SR	6,231	4/12/25	26	4.53	30.53
HEPT	18	Alaina BRADY	SR	5,451	4/12/25	4	0.42	4.42

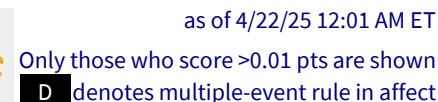
NOTRE DAME TFRI Team Total 40.18

56 Tarleton State WAC

▲ 5
LW: 61

Event	NQR	Athlete	Yr	Season Qual. Best	Date	Pl. Pts.	Bonus	TOTAL
Scored bests come from CURRENT qualifying season								
100m	8	Victoria CAMERON	SO	11.09w (3.9)	3/29/25	16	1.42	17.42
4x100	14	Hanna Dudley, Lauren Roy, Amandine Estival, Victoria Cameron		43.70	4/19/25	7	0.60	7.60
LJ	9	Prestina OCHONOGOR	FR	6.48m	21-3¼ (-0.2) 3/29/25	14	0.87	14.87

TARLETON STATE TFRI Team Total 39.88



57

Florida State

ACC

▼

31

LW: 26

58

Missouri

SEC

▼

12

LW: 46

59

Georgetown

Big East

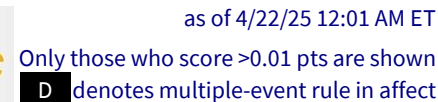
▲ 71

LW: 130

60 Providence  **24**
Big East LW: 36

61 **Cincinnati** ▼ **12**
 Big 12 LW: 49

Event	NQR	Athlete	Yr	Season Qual. Best	Date	Pl. Pts.	Bonus	TOTAL
Scored bests come from CURRENT qualifying season								
► 200m	38	Kya EPPS	JR	23.14 (-0.5)	4/5/25	0.3	0.19	0.49
► 400m	48	Davenae FAGAN	SO	52.96	4/19/25	0.05	0.00	0.05
► PV	17	Abby KNOUFF	SR	4.37m 14-4	3/29/25	4.5	0.62	5.12
► SP	39	Amanda NGANDU-NTUMBA	SR	16.27m 53-4½	3/29/25	0.275	0.00	0.28
► DISC	8	Amanda NGANDU-NTUMBA	SR	60.10m 197-2	3/29/25	16	1.29	17.29
► HT	49	Miranda TCHEUTCHOUA	SO	59.99m 196-10	4/19/25	0.025	0.00	0.03
► HEPT	10	Juliette LARACUENTE-HUEBNER	SO	5,584	3/29/25	12	0.79	12.79
CINCINNATI TFR1 Team Total								36.05



62

North Carolina

ACC

▲ 19

LW: 81

63 **Rice**  **4**
American LW: 59

64

Toledo

Mid-American

▲ 25

LW: 89

65

Wichita State


American

▼

15

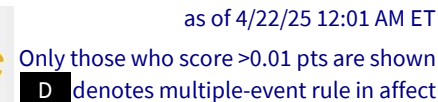
LW: 50

66 North Dakota State  **8**
Summit League LW: 58

67 **UTEP**  **6**
Conference USA LW: 73

68 **Utah Valley** ▼ **2**
WAC LW: 66

Event	NQR	Athlete	Yr	Season Qual. Best	Date	Pl. Pts.	Bonus	TOTAL
Scored bests come from CURRENT qualifying season								
▶ 100H	16	Quincy BONDS	SR	13.07w (3.6)	4/5/25	5	0.62	5.62
▶ 200m	28	Quincy BONDS	SR	23.09 (0.7)	3/22/25	0.8	0.26	1.06
▶ JAV	7	Kelsi OLDROYD	SR	56.17m 184-4	3/22/25	18	1.21	19.21
UTAH VALLEY TFRI Team Total								25.88



69

Michigan State

Big Ten

▼

2

LW: 67

70

South Florida

American

▲ 31

LW: 101

SOUTH FLORIDA TFRI Team Total	24.15
--------------------------------------	--------------

71

Nevada

Mountain West

▲ 20

LW: 91

Event	NQR	Athlete	Yr	Season Qual. Best	Date	Pl. Pts.	Bonus	TOTAL
Scored bests come from CURRENT qualifying season								
► TJ	12	Meekness DOGONYARO	SO	13.27m 43-6½ (0.0)	4/4/25	9	0.79	9.79
► JAV	10	Lilly URBAN	SO	55.45m 181-11	4/19/25	12	0.89	12.89
NEVADA TFRI Team Total								22.68

72 **Grambling State**  **2**
SWAC LW: 70

Event	NQR	Athlete	Yr	Season Qual. Best	Date	Pl. Pts.	Bonus	TOTAL
Scored bests come from CURRENT qualifying season								
► LJ	6	Shamaya JOINER	SO	6.67m	21-10¼ (1.3)	3/29/25	20	2.09 22.09
► LJ	37	Shatara JOHNSON	SR	6.29mw	20-7¾ (3.6)	3/28/25	0.35	0.08 0.43
GRAMBLING STATE TFRI Team Total								22.52

73 **Houston**  **4**
 Big 12 LW: 69

Event	NQR	Athlete	Yr	Season Qual, Best	Date	Pl. Pts.	Bonus	TOTAL
Scored bests come from CURRENT qualifying season								
▶ 100H	46	Kaycee MCCOY	JR	13.39 (-0.3)	4/5/25	0.1	0.00	0.10
▶ 800m	49	Invida MAURINA	FR	2:04.90	4/18/25	0.025	0.00	0.03
▶ PV	33	Evgenia Maria PANAGIOTO	FR	4.26m 13-11¾	4/12/25	0.55	0.00	0.55
▶ SP	6	KeAyla DOVE	SR	18.10m 59-4¾	4/5/25	20	1.83	21.83
HOUSTON TFRI Team Total								22.51

74 **Virginia Tech**  **1**
ACC LW: 75

Event	NQR	Athlete	Yr	Season Qual. Best	Date	Pl. Pts.	Bonus	TOTAL
Scored bests come from CURRENT qualifying season								
► 400m	27	Caitlyn BOBB	SR	52.44	4/12/25	0.85	0.07	0.92
► 800m	21	Star PRICE	SR	2:03.40	4/18/25	2.5	0.37	2.87
► 1500m	15	Lindsey BUTLER	SR	4:09.88	4/18/25	6	0.77	6.77
► PV	17	Lyndsey REED	JR	4.37m 14-4	3/29/25	4.5	0.62	5.12
► PV	21	Chiara SISTERMANN	SO	4.32m 14-2	4/5/25	2.5	0.32	2.82
► PV	37	Erin KELLEHER	SR	4.22m 13-10	4/5/25	0.35	0.00	0.35
► SP	26	Katrin BRZYSZKOWSKA	JR	16.63m 54-6¾	4/5/25	0.9	0.08	0.98
► SP	44	Katie SEYFANG	SR	16.17m 53-¾	4/5/25	0.15	0.00	0.15
► HT	22	Mariana PESTANA	SO	65.28m 214-2	4/5/25	2	0.34	2.34
► HT	44	Barbora STEJFOVA	JR	60.85m 199-8	4/18/25	0.15	0.00	0.15
VIRGINIA TECH TFRI Team Total								22.47



Only those who score >0.01 pts are shown

D denotes multiple-event rule in affect

75

Connecticut

Big East

▲ 35

LW: 110

[illegible]

77 **Mississippi State**  **14**
SEC LW: 63

78

Youngstown State

Horizon

6

LW: 84

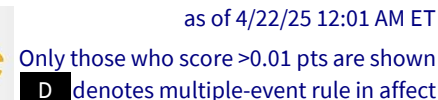
Event	NQR	Athlete	Yr	Season Qual. Best	Date	Pl. Pts.	Bonus	TOTAL
Scored bests come from CURRENT qualifying season								
▶ TJ	7	Esther SOLARIN	SR	13.42mw 44-½ (2.1)	4/5/25	18	1.38	19.38
▶ TJ	34	Nia WILLIAMS-MATHEWS	SR	12.96mw 42-6¼ (3.8)	4/4/25	0.5	0.08	0.58
YOUNGSTOWN STATE TFRI Team Total								19.96

78 **Youngstown State**  **6**
Horizon LW: 84

Event	NOR	Athlete	Yr	Season Qual. Best	Date	Pl. Pts.	Bonus	TOTAL
Scored bests come from CURRENT qualifying season								
► TJ	7	Esther SOLARIN	SR	13.42mw 44-½ (2.1)	4/5/25	18	1.38	19.38
► TJ	34	Nia WILLIAMS-MATHEWS	SR	12.96mw 42-6¼ (3.8)	4/4/25	0.5	0.08	0.58
YOUNGSTOWN STATE TFRI Team Total								19.96

79 **VCU**  **8**
Atlantic 10 LW: 71

Event	NOR	Athlete	Yr	Season Qual. Best	Date	Pl. Pts.	Bonus	TOTAL
Scored bests come from CURRENT qualifying season								
► HT	7	Gudrun HALLGRIMSDOTTIR	SR	67.65m	222-0	4/19/25	18 1.45	19.45
► HT	40	Blanca PEREIRA	SO	61.33m	201-3	3/22/25	0.25 0.00	0.25
VCU TFRI Team Total								19.70



WOMEN – 2025 Checkpoint #4, April 22

80

Washington State

Independent

▼ 26

LW: 54

WASHINGTON STATE TFRI Team Total 19.03

81

East Carolina American

▼ 1

LW: 80

<i>EAST CAROLINA TFRI Team Total</i>	19.02
---	--------------

82

Army West Point

▼ 6

LW: 76

ARMY WEST POINT TFRI Team Total 17.36

83

North Carolina A&T

▼ 1

LW: 82

NORTH CAROLINA A&T TFR1 Team Total 16.70

84

Portland
Independent

▲ 111

LW: 195

PORTLAND TFRI Team Total 16.57

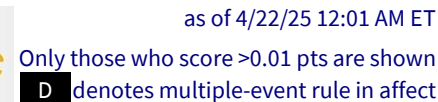
85

Purdue

▼ **11**

LW: 74

PURDUE TERI Team Total	16.24
-------------------------------	--------------



86 **UCF**
Big 12

Event	NQR	Athlete	Yr	Season Qual. Best	Date	Pl. Pts.	Bonus	TOTAL
Scored bests come from CURRENT qualifying season								
▶ 100H	10	Adaobi TABUGBO	SR	12.93w (2.1)	4/5/25	12	1.24	13.24
▶ 200m	42	Jazmen NEWBERRY	JR	23.17w (2.2)	4/12/25	0.2	0.15	0.35
▶ 200m	46	Janiah PULLIAM	SO	23.22 (-1.0)	4/19/25	0.1	0.07	0.17
▶ 400m	33	Twaneise JOHNSON	JR	52.62	4/19/25	0.55	0.00	0.55
▶ 4x100	27	Colleen Branch, Jazmen Newberry, Khristel Martindale, l'Asia Wilson		44.31	4/19/25	0.85	0.00	0.85
▶ 4x400	27	Yvette Harris, Twaneise Johnson, Janiah Pulliam, Jazmen Newberry		3:35.17	4/5/25	0.85	0.00	0.85
UCF TFRI Team Total								16.01

87 **Colorado**
Big 12

Event	NQR	Athlete	Yr	Season Qual. Best	Date	Pl. Pts.	Bonus	TOTAL
Scored bests come from CURRENT qualifying season								
▶ 1500m	41	Katja BAUERLE	SR	4:14.51	4/18/25	0.225	0.10	0.32
▶ 5000m	20	Katja BAUERLE	SR	15:37.37	3/29/25	3	0.36	3.36
▶ 5000m	21	Jessie SECOR	SO	15:38.79	3/29/25	2.5	0.31	2.81
▶ 10,000m	18	Hannah PROSSER	FR	32:49.37	3/29/25	4	0.47	4.47
▶ 10,000m	42	Abbey NECKANICKY	SO	33:29.00	3/29/25	0.2	0.00	0.20
▶ 4x400	49	Aubrey Leneweaver, Emma Pollak, Nylah Perry, Myla Wilkes		3:38.81	4/19/25	0.025	0.00	0.03
▶ HJ	18	Riley WARD	SO	1.81m 5-11¼	4/12/25	4	0.45	4.45
▶ HEPT	43	Eva BRUCE	JR	5,167	4/11/25	0.175	0.00	0.18
COLORADO TFRI Team Total								15.81

88 Montana State

Big Sky

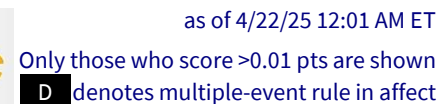
Event	NQR	Athlete	Yr	Season Qual. Best	Date	Pl. Pts.	Bonus	TOTAL
Scored bests come from CURRENT qualifying season								
▶ 100H	42	Millie HUBBELL	JR	13.37w (3.6)	4/5/25	0.2	0.00	0.20
▶ Steeple	16	Grace GILBRETH	SR	9:58.84	4/18/25	5	0.43	5.43
▶ 5000m	44	Kyla CHRISTOPHER-MOODY	SR	15:47.56	4/18/25	0.15	0.06	0.21
▶ 4x100	47	Brooke Reuter, Peyton Garrison, JadyN VanDyken, Jaeden Wolff		44.90	4/19/25	0.075	0.00	0.08
▶ 4x400	24	JadyN VanDyken, Peyton Garrison, Giulia Gandolfi, Caroline Hawkes		3:33.66	4/19/25	1	0.00	1.00
▶ LJ	15	Hailey COEY	JR	6.38m 20-11¼ (0.0)	4/17/25	6	0.37	6.37
▶ SP	25	Sydney BREWSTER	SO	16.69m 54-9¼	4/17/25	0.95	0.14	1.09
▶ SP	40	Emma BRENSDAL	SO	16.25m 53-3¾	4/5/25	0.25	0.00	0.25
MONTANA STATE TFRI Team Total								14.61

89 **Vanderbilt**
SEC

Event	NQR	Athlete	Yr	Season Qual. Best	Date	Pl. Pts.	Bonus	TOTAL
Scored bests come from CURRENT qualifying season								
▶ 100H	21	Falon SPEARMAN	JR	13.16 (1.4)	4/5/25	2.5	0.38	2.88
▶ 100H	31	Santana SPEARMAN	JR	13.29 (0.7)	4/19/25	0.65	0.03	0.68
▶ 400H	12	Allyria MCBRIDE	JR	56.32	4/19/25	9	0.84	9.84
▶ 400H	36	Falon SPEARMAN	JR	57.85	3/29/25	0.4	0.02	0.42
▶ 4x400	32	Allyria McBride, Madyson Wilson, Joy Mooror, Josie Donelson		3:36.08	4/19/25	0.6	0.00	0.60
VANDERBILT TFRI Team Total								14.42

90 Iowa State Big 12

Event	NQR	Athlete	Yr	Season Qual. Best	Date	Pl. Pts.	Bonus	TOTAL
Scored bests come from CURRENT qualifying season								
▶ 400m	10	Rachel JOSEPH	JR	51.10	4/12/25	12	1.24	13.24
▶ Steeple	42	Sheridan WHEELER	SO	10:14.27	3/29/25	0.2	0.00	0.20
▶ 5000m	29	Maelle PORCHER	JR	15:42.77	4/18/25	0.75	0.20	0.95
IOWA STATE TFR1 Team Total								14.38



91

North Florida

ASUN

▼

23

LW: 68

92

UC Irvine

Big West

▼

32

LW: 60

93

Utah State

Mountain West

▼

1

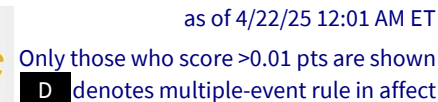
LW: 92

94 **Utah**  **11**
Big 12 LW: 83

95 **Cal Poly**  **2**
Big West LW: 93

96 **Boston University**  **53**
Patriot LW: 149

Event	NQR	Athlete	Yr	Season Qual, Best	Date	Pl. Pts.	Bonus	TOTAL	
Scored bests come from CURRENT qualifying season									
▶ 1500m	12	Vera SJOBERG	JR	4:09.79	4/18/25	9	0.78	9.78	
▶ LJ	44	Peace OMONZANE	SO	6.24m	20-5¾ (0.2)	3/29/25	0.15	0.00	0.15
▶ TJ	48	Peace OMONZANE	SO	12.85m	42-2 (-0.5)	3/29/25	0.05	0.00	0.05
▶ HT	50	Ellie ROAN	JR	59.91m	196-7	3/22/25	0.01	0.00	0.01
BOSTON UNIVERSITY TFRI Team Total								9.99	



97

Kansas State

Big 12

▲ 39

LW: 136

98 **East Texas A&M**  **10**
Southland LW: 88

99 **Gonzaga**  **5**
Independent LW: 104

100

Idaho State

Big Sky

▼

10

LW: 90

100 **Southern Utah**  **82**
WAC LW: 182

102 Central Michigan

103 **Charlotte**  **3**
American LW: 100

104

Bucknell

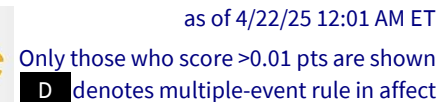
Patriot

▲

4

LW: 108

Event	NQR	Athlete	Yr	Season Qual. Best	Date	Pl. Pts.	Bonus	TOTAL
Scored bests come from CURRENT qualifying season								
► JAV	13	Evelyn BLISS	SO	54.32m	178-3	4/14/25	8 0.62	8.62
BUCKNELL TFRI Team Total								8.62



WOMEN – 2025 Checkpoint #4, April 22

105 **Ball State**
Mid-American

▲ 100
LW: 205

Event	NQR	Athlete	Yr	Season Qual. Best	Date	Pl. Pts.	Bonus	TOTAL
Scored bests come from CURRENT qualifying season								
► HEPT	13	Kenli NETTLES	SR	5,517	4/19/25	8	0.60	8.60
BALL STATE TFRI Team Total								8.60

106 **La Salle**
Atlantic 10

▼ 28
LW: 78

Event	NQR	Athlete	Yr	Season Qual. Best	Date	Pl. Pts.	Bonus	TOTAL
Scored bests come from CURRENT qualifying season								
► Steeple	13	Gwenno GOODE	SO	9:56.80	3/29/25	8	0.51	8.51
LA SALLE TFRI Team Total								8.51

107 Eastern Washington

unch
LW: 107

Event	NQR	Athlete	Yr	Season Qual. Best	Date	Pl. Pts.	Bonus	TOTAL	
Scored bests come from CURRENT qualifying season									
► LJ	42	Caitlin SIMMONS	SR	6.26m	20-6½ (0.0)	4/17/25	0.2	0.00	0.20
► TJ	14	Caitlin SIMMONS	SR	13.21m	43-4¼ (0.1)	4/4/25	7	0.57	7.57
EASTERN WASHINGTON TRI Team Total									7.77

108 Penn
Ivy League

▼ 5
LW: 103

Event	NQR	Athlete	Yr	Season Qual. Best	Date	Pl. Pts.	Bonus	TOTAL
Scored bests come from CURRENT qualifying season								
► 200m	48	Christiana NWACHUKU	JR	23.23w (3.5)	4/12/25	0.05	0.06	0.11
► 4x100	37	Caia Gelli, Christiana Nwachuku, Chikaodinaka Akazi, Fore Abinusawa		44.72	4/19/25	0.35	0.00	0.35
► TJ	47	Adannia AGBO	SO	12.86mw 42-2¼ (3.3)	3/29/25	0.075	0.00	0.08
► SP	28	Angeludi ASAAH	JR	16.52m 54-2½	4/5/25	0.8	0.00	0.80
► DISC	15	Angeludi ASAAH	JR	57.04m 187-2	4/12/25	6	0.42	6.42
PENN TFRI Team Total								7.76

109 **Oregon State**
Independent

▲ 19
LW: 128

Event	NQR	Athlete	Yr	Season Qual. Best	Date	Pl. Pts.	Bonus	TOTAL	
Scored bests come from CURRENT qualifying season									
► JAV	16	Isabelle ESLER	JR	53.35m	175-1	4/19/25	5	0.38	5.38
► JAV	23	Maryann ACKERMAN	JR	52.38m	171-10	4/5/25	1.5	0.15	1.65
► JAV	45	Sara SANDERS	SR	49.07m	161-0	4/19/25	0.125	0.00	0.13
OREGON STATE TFRI Team Total									7.15

110 **Long Beach State**
Big West

22
LW: 132

Event	NOR	Athlete	Yr	Season Qual. Best	Date	Pl. Pts.	Bonus	TOTAL
Scored bests come from CURRENT qualifying season								
▶ 100H	25	Rahni TURNER	SR	13.18w (2.1)	4/19/25	0.95	0.32	1.27
▶ 100H	46	Claudine RAUD-GUMIEL	JR	13.39w (2.3)	4/4/25	0.1	0.00	0.10
▶ 400H	16	Sofia LAVRESHINA	SR	56.64	4/19/25	5	0.57	5.57
▶ PV	46	Jonelle SCOTT	FR	4.19m 13-9	4/4/25	0.1	0.00	0.10
LONG BEACH STATE TFRI Team Total								7.04

111 Georgia Southern
Sun Belt

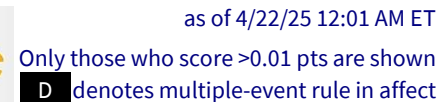
▼ **16**
LW: 95

Event	NQR	Athlete	Yr	Season Qual. Best	Date	Pl. Pts.	Bonus	TOTAL
Scored bests come from CURRENT qualifying season								
▶ 100m	35	Naj WATSON	JR	11.33w (2.7)	4/5/25	0.45	0.04	0.49
▶ 200m	32	Naj WATSON	JR	23.10w (2.8)	3/29/25	0.6	0.24	0.84
▶ 4x100	34	Shatalya Dorsett, Imani Moore, Emani George, Naj Watson		44.63	3/29/25	0.5	0.00	0.50
▶ LJ	17	Imani MOORE	SR	6.36m 20-10½ (0.4)	4/5/25	4.5	0.30	4.80
GEORGIA SOUTHERN TFRI Team Total								6.64

112 **Syracuse**
ACC

▼ **1**
LW: 111

Event	NOR	Athlete	Yr	Season Qual. Best	Date	Pl. Pts.	Bonus	TOTAL
Scored bests come from CURRENT qualifying season								
► 10,000m	17	Emma EASTMAN	JR	32:47.21	4/5/25	4.5	0.50	5.00
► 10,000m	29	Rylie LUSK	SR	33:13.56	4/5/25	0.75	0.13	0.88
► 10,000m	35	Savannah ROARK	SR	33:22.60	4/5/25	0.45	0.01	0.46
SYRACUSE TFRI Team Total								6.34



113

Wake Forest

ACC

▲

1

LW: 114

114 **Liberty**  **12**
Conference USA LW: 102

115 **Wofford**  **9**
SoCon LW: 106

116

Arizona State

Big 12

▲ 41

LW: 157

117

Yale

Ivy League

▼

30

LW: 87

118 **Monmouth**  **13**
CAA LW: 105

119 **Northwestern State**  **23**
Southland LW: 96

Event	NQR	Athlete	Yr	Season Qual. Best	Date	Pl. Pts.	Bonus	TOTAL
Scored bests come from CURRENT qualifying season								
► 400m	22	Maygan SHAW	SR	51.87	4/12/25	2	0.44	2.44
► 4x100	50	Samari Finney, Maygan Shaw, Dynea Lewis, Sileena Farrell		44.94	4/12/25	0.01	0.00	0.01
► 4x400	23	Margaret Conteh, Maygan Shaw, Tranasia Jones, Samari Finney		3:32.45	3/29/25	1.5	0.13	1.63
NORTHWESTERN STATE TFRI Team Total								4.08



Only those who score >0.01 pts are shown

D denotes multiple-event rule in affect

WOMEN – 2025 Checkpoint #4, April 22

120 **Troy**
Sun Belt

▼ 3
LW: 117

Scored bests come from CURRENT qualifying season

TROY TFR1 Team Total 3.99

121 Navy Patriot

▼ 5
LW: 116

Scored bests come from CURRENT qualifying season

NAVY TFR1 Team Total 3.79

122 Jackson State
SWAC

▼ **13**
LW: 109

Scored bests come from CURRENT qualifying season

JACKSON STATE TFRI Team Total 3.77

123 Milwaukee
Horizon

28
LW: 151

Scored bests come from CURRENT qualifying season

MILWAUKEE TFRI Team Total 3.27

124 **Albany**
America East

▲ 14
LW: 138

Scored bests come from CURRENT qualifying season

ALBANY TFR1 Team Total 3.18

125 **Kennesaw State**
Conference USA

▼ **31**
LW: 94

Scored bests come from CURRENT qualifying season

KENNESAW STATE TFRI Team Total 3.07

126 **Lipscomb**
ASUN

▼ 5
LW: 121

Scored bests come from CURRENT qualifying season

LIPSCOMB TFR/ Team Total 2.93

127 **Pittsburgh**
ACC

▼ 8
LW: 119

Scored bests come from CURRENT qualifying season

PITTSBURGH TFRI Team Total **2.88**



Only those who score >0.01 pts are shown

D denotes multiple-event rule in affect

WOMEN – 2025 Checkpoint #4, April 22

128 High Point Big South

1
LW: 127

Scored bests come from CURRENT qualifying season

HIGH POINT TFR1 Team Total	2.82
-----------------------------------	-------------

129 **Murray State**
Missouri Valley

LW:

Scored bests come from CURRENT qualifying season

MURRAY STATE TFR1 Team Total	2.79
-------------------------------------	-------------

129 **Wright State**
Horizon

LW:

Scored bests come from CURRENT qualifying season

WRIGHT STATE TERI Team Total	2.79
-------------------------------------	-------------

131 Wisconsin
Big Ten

▼ 34
LW: 97

Scored bests come from CURRENT qualifying season

► JAV	28	Taylor KESNER	JR	51.27m	168-3	4/12/25	0.8	0.00	0.80
-------	----	---------------	----	--------	-------	---------	-----	------	------

WISCONSIN TFRI Team Total	2.73
----------------------------------	-------------

132 **Indiana**
Big Ten

▼ 19
LW: 113

Scored bests come from CURRENT qualifying season

	CR	2022M	97.2%	4/18/23	6.0	6.00	6.00
INDIANA TFR Team Total:						2.58	

INDIANA TFR1 Total	2.38
---------------------------	-------------

133 **UNLV**
Mountain West

▼ 18
LW: 115

Scored bests come from CURRENT qualifying season

Jaydea Carter

UNLV TFRI Team Total	2.46
-----------------------------	-------------

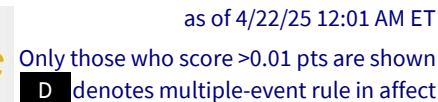
134 **Memphis**
American

11
LW: 145

Scored bests come from CURRENT qualifying season

JAV	41	Maddie ROBERTS	JR	49.45m	162-3	3/29/25	0.225	0.00	0.23
-----	----	----------------	----	--------	-------	---------	-------	------	------

MEMPHIS TFRI Team Total	2.42
--------------------------------	-------------



135

San Diego State

Mountain West

▼

2

LW: 133

136

Boise State

Mountain West

▼

38

LW: 98

137 **Brown** ▼ **3**
 Ivy League LW: 134

138

Lamar

Southland

▲

8

LW: 146

139

Arkansas State

Sun Belt

▲

5

LW: 144

140

Maryland

Big Ten

▼

18

LW: 122

141 Jacksonville  **23**
ASUN LW: 118

142

Montana

Big Sky

▼

13

LW: 129

Event	NOR	Athlete	Yr	Season Qual. Best	Date	Pl. Pts.	Bonus	TOTAL	
Scored bests come from CURRENT qualifying season									
► HJ	35	Erin WILDE	JR	1.78m	5-10	3/29/25	0.45	0.00	0.45
► HEPT	27	Whitney MORRISON	SR	5,327		4/11/25	0.85	0.06	0.91
MONTANA TFR1 Team Total									1.36



Only those who score >0.01 pts are shown

D denotes multiple-event rule in affect

WOMEN – 2025 Checkpoint #4, April 22

143 **Northeastern**
CAA

▼ **18**
LW: 125

Event	NQR	Athlete	Yr	Season Qual. Best	Date	Pl. Pts.	Bonus	TOTAL
Scored bests come from CURRENT qualifying season								
▶ 100m	39	Savannah BLAIR	SO	11.35w (3.8)	4/12/25	0.275	0.00	0.28
▶ 200m	28	Savannah BLAIR	SO	23.09w (3.5)	4/12/25	0.8	0.26	1.06
NORTHEASTERN TFR1 Team Total								1.33

144 Northern Iowa
Missouri Valley

▼ 4
LW: 140

Event	NQR	Athlete	Yr	Season Qual. Best	Date	Pl. Pts.	Bonus	TOTAL
Scored bests come from CURRENT qualifying season								
► Steeple	46	Emma HOINS	SR	10:15.39	4/18/25	0.1	0.00	0.10
► SP	24	Katie FARE	SR	16.71m 54-10	4/19/25	1	0.16	1.16
NORTHERN IOWA TFRI Team Total								1.26

145 **Louisiana Tech**
Conference USA

▼ **19**
LW: 126

Event	NQR	Athlete	Yr	Season Qual. Best	Date	Pl. Pts.	Bonus	TOTAL
Scored bests come from CURRENT qualifying season								
▶ 100H	40	Kimeone MCLEOD	SR	13.35 (1.8)	4/12/25	0.25	0.00	0.25
▶ 4x400	25	Jamara Patterson, Osaretin Usenbor, Jenaia Williams, Nia Wiley		3:33.93	4/5/25	0.95	0.00	0.95
LOUISIANA TECH TFRI Team Total								1.20

146 Tulane
American

▼ 34
LW: 112

Event	NQR	Athlete	Yr	Season Qual. Best	Date	Pl. Pts.	Bonus	TOTAL
Scored bests come from CURRENT qualifying season								
► 800m	26	Janae DEAN	SR	2:03.73	4/18/25	0.9	0.28	1.18
TULANE TFRI Team Total								1.18

147 **Richmond**
Atlantic 10

▼ **23**
LW: 124

Event	NQR	Athlete	Yr	Season Qual. Best	Date	Pl. Pts.	Bonus	TOTAL
Scored bests come from CURRENT qualifying season								
► LJ	26	Molly WISE	SO	6.32mw 20-9 (2.2)	3/27/25	0.9	0.17	1.07
RICHMOND TFRI Team Total								1.07

148 **UC Davis**
Big West

▼ 6
LW: 142

Event	NQR	Athlete	Yr	Season Qual. Best	Date	Pl. Pts.	Bonus	TOTAL
Scored bests come from CURRENT qualifying season								
► 10,000m	27	Dani BARRETT	SR	33:07.17	4/5/25	0.85	0.22	1.07
UC DAVIS TFR! Team Total								1.07

149 **ULM**
Sun Belt

▼ **14**
LW: 135

Event	NQR	Athlete	Yr	Season Qual. Best	Date	Pl. Pts.	Bonus	TOTAL
Scored bests come from CURRENT qualifying season								
► HEPT	26	Claudine RAUD-GUMIEL	SR	5,337	4/12/25	0.9	0.09	0.99
ULM TFR1 Team Total								0.99

150 **New Hampshire**
America East

21
LW: 171

Event	NQR	Athlete	Yr	Season Qual. Best	Date	Pl. Pts.	Bonus	TOTAL	
Scored bests come from CURRENT qualifying season									
▶ 10,000m	41	Ruth WHITE	FR	33:27.57	3/29/25	0.225	0.00	0.23	
▶ LJ	32	Sarah MOORE	FR	6.30mw	20-8 (2.2)	4/19/25	0.6	0.11	0.71
NEW HAMPSHIRE TFRI Team Total								0.93	

151 **Buffalo**
Mid-American

2
LW: 153

Event	NQR	Athlete	Yr	Season Qual. Best	Date	Pl. Pts.	Bonus	TOTAL	
Scored bests come from CURRENT qualifying season									
► HJ	35	Akuot KUANY	FR	1.78m	5-10	4/18/25	0.45	0.00	0.45
► HJ	35	Zahra AMOS	JR	1.78m	5-10	3/29/25	0.45	0.00	0.45
BUFFALO TFR! Team Total									0.90



Only those who score >0.01 pts are shown

D denotes multiple-event rule in affect

WOMEN – 2025 Checkpoint #4, April 22

152 **Air Force**  **49**
Mountain West LW: 201

153


Sam Houston State

Conference USA

5

LW: 148

Event	NQR	Athlete	Yr	Season Qual. Best	Date	Pl. Pts.	Bonus	TOTAL
Scored bests come from CURRENT qualifying season								
▶ 100m	32	Rajer GURODE	SR	11.32w (2.3)	3/29/25	0.6	0.08	0.68
▶ 4x100	42	Ayana Mallard-Smith, Rajer Gurode, Aleah Washington, Anivea Gilbert		44.79	3/29/25	0.2	0.00	0.20
SAM HOUSTON STATE TFRI Team Total								0.88

154 **Hampton**  **11**
CAA LW: 143

155

William & Mary

CAA

38

LW: 193

Event	NQR	Athlete	Yr	Season Qual. Best	Date	Pl. Pts.	Bonus	TOTAL
Scored bests come from CURRENT qualifying season								
► Steeple	30	Catherine GARRISON	JR	10:07.00	4/18/25	0.7	0.09	0.79
WILLIAM & MARY TFRI Team Total								0.79

156

Florida A&M

SWAC

▲ 48

LW: 204

157

Southeast Missouri

OVC

LW:

Event	NQR	Athlete	Yr	Season Qual. Best	Date	Pl. Pts.	Bonus	TOTAL
Scored bests come from CURRENT qualifying season								
► HEPT	30	Anna THOMASON	JR	5,260	4/19/25	0.7	0.00	0.70
SOUTHEAST MISSOURI TFRI Team Total								0.70

158

UAB

American

▲

4

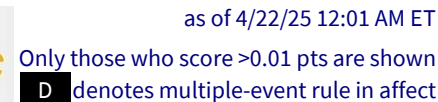
LW: 162

159

Illinois State
Missouri Valley

LW: 154

Event	NQR	Athlete	Yr	Season Qual.	Best	Date	Pl.	Pts.	Bonus	TOTAL
Scored bests come from CURRENT qualifying season										
▶ 100m	35	Immaculate DANIEL	SO	11.33	(1.3)	4/12/25	0.45	0.04		0.49
▶ 4x100	44	Erin Starks, Lindsey Miller, Chavi Flowers, Immaculate Daniel		44.87		4/12/25	0.15	0.00		0.15
ILLINOIS STATE TFRI Team Total										0.64



160

Southern Miss

Sun Belt

▼

5

LW: 155

161

South Dakota State

Summit League

▲ 47

LW: 208

162 **Furman**  **21**
SoCon LW: 141

163 **Drake**  **24**
Missouri Valley LW: 187

164 **Cornell**  **8**
Ivy League LW: 156

165 **Miami (Ohio)**  **13**
Mid-American LW: 152

166

Hawai'i

Big West

▼

7

LW: 159

167

Idaho

Big Sky

LW:

Event	NQR	Athlete	Yr	Season Qual. Best	Date	Pl. Pts.	Bonus	TOTAL
Scored bests come from CURRENT qualifying season								
► Steeple	35	Katja PATTIS	SR	10:09.28	4/18/25	0.45	0.00	0.45
IDAHO TFRI Team Total								0.45



Only those who score >0.01 pts are shown

D denotes multiple-event rule in affect

WOMEN – 2025 Checkpoint #4, April 22

168

Chattanooga

SoCon

▼

3

LW: 165

168

Georgia State

Sun Belt

▲ 2

LW: 170

168

Weber State

Big Sky

▼

45

LW: 123

171

Boston College

ACC

▼

13

LW: 158

172 **St. Mary's (Calif.)**  **35**
Independent LW: 137

173

Norfolk State

MEAC

▼

5

LW: 168

174

CSUN

Big West

▲ 3

LW: 177

174

Louisiana

Sun Belt

▼

2

LW: 172

174 Towson
CAA LW:

Event	NQR	Athlete	Yr	Season Qual. Best	Date	Pl. Pts.	Bonus	TOTAL
Scored bests come from CURRENT qualifying season								
► 4x400	39	Maya Tucker, Jasmine A. Scott, Cristal Cuervo, Spencer Settle	3:37.52	4/19/25	0.275	0.00	0.28	
TOWSON TFR1 Team Total							0.28	



Only those who score >0.01 pts are shown

D denotes multiple-event rule in affect

WOMEN – 2025 Checkpoint #4, April 22

177 New Mexico State Conference USA

▼ **1**
LW: 176

Event	NQR	Athlete	Yr	Season Qual. Best	Date	Pl. Pts.	Bonus	TOTAL
Scored bests come from CURRENT qualifying season								
▶ 1500m	45	Rachel O'BRIEN	SR	4:14.86	4/18/25	0.125	0.05	0.17
▶ 4x100	46	Marlee Cavitt, Jhana Downie, Sierra Brewer, Mickaliliah Vassall		44.89	3/22/25	0.1	0.00	0.10
NEW MEXICO STATE TFRI Team Total								0.27

178 **Central Arkansas**
ASUN

10
LW: 188

Event	NOR	Athlete	Yr	Season Qual. Best	Date	Pl. Pts.	Bonus	TOTAL
Scored bests come from CURRENT qualifying season								
► HT	41	Joia PERRY	SO	61.05m	200-4	3/22/25	0.225	0.00
CENTRAL ARKANSAS TFRI Team Total								0.23

178 **Grand Canyon**
WAC

▼ 5
LW: 173

Event	NQR	Athlete	Yr	Season Qual. Best	Date	Pl. Pts.	Bonus	TOTAL
Scored bests come from CURRENT qualifying season								
► SP	41	Onome OGBENI		16.22m	53-2¾	3/8/25	0.225	0.00
GRAND CANYON TFRI Team Total								0.23

180 **St. John's (N.Y.)**
Big East

▼ 49
LW: 131

Event	NQR	Athlete	Yr	Season Qual. Best	Date	Pl. Pts.	Bonus	TOTAL
Scored bests come from CURRENT qualifying season								
► 800m	42	Nora HAUGEN	JR	2:04.71	3/22/25	0.2	0.01	0.21
ST. JOHN'S (N.Y.) TFRI Team Total								0.21

181 **Kent State**
Mid-American

▼ **14**
LW: 167

Event	NQR	Athlete	Yr	Season Qual. Best	Date	Pl. Pts.	Bonus	TOTAL
Scored bests come from CURRENT qualifying season								
► HEPT	42	Svenia DECONINCK	JR	5,170	4/12/25	0.2	0.00	0.20
KENT STATE TFRI Team Total								0.20

182 Georgia Tech
ACC

▼ **43**
LW: 139

Event	NOR	Athlete	Yr	Season Qual. Best	Date	Pl. Pts.	Bonus	TOTAL
Scored bests come from CURRENT qualifying season								
► Steeple	47	Grace DRISKILL	SR	10:15.41		3/29/25	0.075	0.00
► HJ	46	Kendall WARD	SO	1.77m	5-9¾	4/19/25	0.1	0.00
► LJ	50	Ameia WILSON	SR	6.22m	20-5 (0.4)	4/19/25	0.01	0.00
GEORGIA TECH TFRI Team Total								0.19

183 **Coppin State**
MEAC

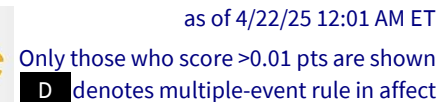
 **5**
LW: 188

Event	NQR	Athlete	Yr	Season Qual. Best	Date	Pl. Pts.	Bonus	TOTAL
Scored bests come from CURRENT qualifying season								
► 4x100	43	Giftu Oku, Benidicta Kwartemaa, Kyah Lafortune, Halutie Hor	44.85		4/4/25	0.175	0.00	0.18
COPPIN STATE TFRI Team Total								0.18

183 **Loyola-Chicago**
Atlantic 10

▼ 9
LW: 174

Event	NQR	Athlete	Yr	Season Qual. Best	Date	Pl. Pts.	Bonus	TOTAL
Scored bests come from CURRENT qualifying season								
► Steeple	43	Roisin TREACY	JR	10:14.36	4/19/25	0.175	0.00	0.18
LOYOLA-CHICAGO TFRI Team Total								0.18



185 **Eastern Michigan**  **22**
Mid-American LW: 163

185 **Marshall**  **25**
Sun Belt LW: 160

185

Northern Colorado

Big Sky

LW:

185

St. Thomas (Minn.)

Summit League

▼

3

LW: 182

185

Wyoming

Mountain West

▼

25

LW: 160

190 **Akron**  **24**
Mid-American LW: 166

191

Alabama State

SWAC

▼

12

LW: 179

191 **Incarnate Word**  **1**
Southland LW: 190

191

Middle Tennessee

Conference USA

▼

41

LW: 150

191 **UTRGV**  **16**
Southland LW: 175

Event	NQR	Athlete	Yr	Season Qual. Best	Date	Pl. Pts.	Bonus	TOTAL
Scored bests come from CURRENT qualifying season								
► 100m	46	Nayla HARRIS	JR	11.37w (2.2)	3/29/25	0.1	0.00	0.10
UTRGV TFRI Team Total								0.10



USTFCCCA NCAA Division I Outdoor Track & Field National TFRI Team Summary



as of 4/22/25 12:01 AM ET

Only those who score >0.01 pts are shown
D denotes multiple-event rule in affect

WOMEN — 2025 Checkpoint #4, April 22

195 UC Riverside Big West

▼ 16
LW: 179

Event	NQR	Athlete	Yr	Season Qual. Best	Date	Pl. Pts.	Bonus	TOTAL
-------	-----	---------	----	-------------------	------	----------	-------	-------

Scored bests come from CURRENT qualifying season

▶ 4x400	49	Elena Mack, Saniyah Starks, Melanie Ceballos, Raykiyat Olukoju		3:38.81	4/19/25	0.025	0.00	0.03
---------	----	--	--	---------	---------	-------	------	------

▶ TJ	48	Chelsea ANINYEI	SO	12.85m	42-2 (1.2)	3/22/25	0.05	0.00	0.05
------	----	-----------------	----	--------	------------	---------	------	------	------

UC RIVERSIDE TFRI Team Total 0.08

196 SMU ACC

▼ 14
LW: 182

Event	NQR	Athlete	Yr	Season Qual. Best	Date	Pl. Pts.	Bonus	TOTAL
-------	-----	---------	----	-------------------	------	----------	-------	-------

Scored bests come from CURRENT qualifying season

▶ 400H	48	Kirin CHACCHIA	SO	58.52	3/29/25	0.05	0.00	0.05
--------	----	----------------	----	-------	---------	------	------	------

SMU TFRI Team Total 0.05

196 Southeastern Louisiana Southland

▼ 14
LW: 182

Event	NQR	Athlete	Yr	Season Qual. Best	Date	Pl. Pts.	Bonus	TOTAL
-------	-----	---------	----	-------------------	------	----------	-------	-------

Scored bests come from CURRENT qualifying season

▶ 400H	48	Esther NWANZE	SR	58.52	4/5/25	0.05	0.00	0.05
--------	----	---------------	----	-------	--------	------	------	------

SOUTHEASTERN LOUISIANA TFRI Team Total 0.05

196 Southern Illinois Missouri Valley

LW:

Event	NQR	Athlete	Yr	Season Qual. Best	Date	Pl. Pts.	Bonus	TOTAL
-------	-----	---------	----	-------------------	------	----------	-------	-------

Scored bests come from CURRENT qualifying season

▶ 4x100	48	Trinity Cleaver, Leah Thames, Teanna Bell, KeyAnn Wilson		44.91	4/19/25	0.05	0.00	0.05
---------	----	--	--	-------	---------	------	------	------

SOUTHERN ILLINOIS TFRI Team Total 0.05

199 Belmont Missouri Valley

▼ 4
LW: 195

Event	NQR	Athlete	Yr	Season Qual. Best	Date	Pl. Pts.	Bonus	TOTAL
-------	-----	---------	----	-------------------	------	----------	-------	-------

Scored bests come from CURRENT qualifying season

▶ SP	49	Logan GRAY	SR	16.01m	52-6½	4/12/25	0.025	0.00	0.03
------	----	------------	----	--------	-------	---------	-------	------	------

BELMONT TFRI Team Total 0.03

199 Coastal Carolina Sun Belt

▼ 21
LW: 178

Event	NQR	Athlete	Yr	Season Qual. Best	Date	Pl. Pts.	Bonus	TOTAL
-------	-----	---------	----	-------------------	------	----------	-------	-------

Scored bests come from CURRENT qualifying season

▶ 100H	49	Amanda KINLOCH	SR	13.41w	(2.2)	3/22/25	0.025	0.00	0.03
--------	----	----------------	----	--------	-------	---------	-------	------	------

COASTAL CAROLINA TFRI Team Total 0.03