

1

Washington (Mo.)

UAA

unch

LW: 1

1

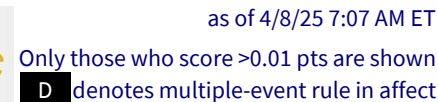
Washington (Mo.)

UAA

unch

LW: 1

Event	NQR	Athlete	Yr	Season Qual. Best	Date	Pl. Pts.	Bonus	TOTAL
WASHINGTON (MO.) TFR1 Team Total								403.27

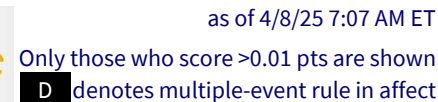


2 **Emory**  **1**
UAA LW: 3

2 **Emory**  **1**
UAA LW: 3

3 Williams  **1**
NESCAC LW: 2

Event	NQR	Athlete	Yr	Season Qual. Best	Date	Pl. Pts.	Bonus	TOTAL
Scored bests come from CURRENT qualifying season								
▶ 100m	3	Rachel ARTHUR	SR	11.78w (2.8)	3/22/25	26	2.11	28.11
▶ 200m	15	Rachel ARTHUR	SR	24.65 (-0.4)	3/28/25	6	0.55	6.55
▶ 200m	39	Bella KING-HARVEY	SO	25.01 (-0.8)	3/22/25	0.275	0.06	0.34
▶ 400m	3	Bella KING-HARVEY	SO	55.31	3/28/25	26	2.28	28.28
▶ 400m	33	Annika PALUSKA	FR	57.73	3/22/25	0.55	0.14	0.69
▶ 400m	34	Cate DONALDSON	SO	57.74	3/22/25	0.5	0.14	0.64
▶ 800m	7	Annika PALUSKA	FR	2:11.49	3/28/25	18	1.40	19.40
▶ 1500m	6	Lily YAMPOLSKY	FR	4:31.15	3/28/25	20	1.75	21.75
▶ Steeple	14	Charlene PENG	SO	11:02.40	3/28/25	7	0.74	7.74
▶ 5000m	17	Morgan EIGEL	SO	17:21.46	3/28/25	4.5	0.49	4.99
▶ 5000m	18	Tamar BYL-BRANN	SO	17:22.34	3/28/25	4	0.46	4.46
▶ 5000m	35	Nora JOHNSON	SR	17:34.50	3/28/25	0.45	0.09	0.54
▶ 5000m	49	Julia BRENNAN	SO	17:41.56	3/28/25	0.025	0.00	0.03
▶ 4x100	7	Bella King-Harvey, Rachel Arthur, Ella Sukup, Cate Donaldson		47.09	3/28/25	18	1.59	19.59
▶ 4x400	2	Cate Donaldson, Claire Jensen, Annika Paluska, Bella King-Harvey		3:44.80	3/28/25	28	4.13	32.13
▶ HJ	7	Amelie JAMANKA	JR	1.65m 5-5	3/28/25	18	1.18	19.18
▶ PV	10	Ellie FITZGERALD	JR	3.82m 12-6¼	3/22/25	12	1.10	13.10
▶ PV	17	Jae YU	SR	3.75m 12-3½	3/28/25	4.5	0.83	5.33
▶ PV	23	Poppy MILLER	SR	3.60m 11-9¾	3/28/25	1.5	0.25	1.75
▶ LJ	17	Kelsey TARBY	SO	5.62m 18-5¼ (0.5)	3/22/25	4.5	0.45	4.95
▶ TJ	9	Rafaela DELGADO	FR	17.11m 38-5 (0.0)	3/28/25	14	1.15	15.15
▶ SP	46	Maria FARETI	FR	12.46m 40-10½	3/22/25	0.1	0.00	0.10
▶ HEPT	31	Vivian KOLES	FR	3,142	3/28/25	0.65	0.00	0.65
WILLIAMS TFRI Team Total								235.45



4

MIT
NEWMAC

unch

LW: 4

Event	NQR	Athlete	Yr	Season Qual. Best	Date	Pl. Pts.	Bonus	TOTAL
Scored bests come from CURRENT qualifying season								
▶ 400m	20	Marina MILLER	SR	56.93	3/29/25	3	0.54	3.54
▶ 400m	22	Olivia DIAS	SR	57.31	3/29/25	2	0.35	2.35
▶ 400m	27	Krystal MONTGOMERY	JR	57.54	3/29/25	0.85	0.24	1.09
▶ Steeple	11	Liv GIRAND	SO	10:56.68	3/29/25	10	1.10	11.10
▶ Steeple	19	Heather JENSEN	SO	11:13.95	3/29/25	3.5	0.32	3.82
▶ 10,000m	4	Kate SANDERSON	JR	34:52.91	3/29/25	24	2.02	26.02
▶ 10,000m	8	Rujuta SANE	JR	35:23.27	3/29/25	16	1.39	17.39
▶ 4x400	5	Marina Miller, Olivia Dias, Shreya Kalyan, Krystal Montgomery		3:47.58	3/29/25	22	2.80	24.80
▶ PV	11	Katelyn HOWARD	JR	3.81m 12-6	4/5/25	10	1.06	11.06
▶ PV	20	Elise DOYLE	FR	3.66m 12-0	4/5/25	3	0.48	3.48
▶ PV	31	Hailey SURACE	JR	3.51m 11-6¼	4/5/25	0.65	0.00	0.65
▶ TJ	8	Nony OTU UGWU	JR	11.74m 38-6¼ (-0.1)	3/29/25	16	1.30	17.30
▶ SP	1	Alexis BOYKIN	SR	15.34m 50-4	3/29/25	30	7.89	37.89
▶ SP	48	Emily BALL	SR	12.44m 40-9¾	3/29/25	0.05	0.00	0.05
▶ DISC	2	Alexis BOYKIN	SR	48.32m 158-7	3/29/25	D 2	4.31	6.31
▶ DISC	28	Emily BALL	SR	41.83m 137-3	4/5/25	0.8	0.03	0.83
▶ HT	1	Alexis BOYKIN	SR	58.12m 190-8	3/29/25	30	5.66	35.66
▶ HT	24	Emily BALL	SR	50.01m 164-1	4/5/25	1	0.16	1.16
▶ JAV	8	Elaine WANG	JR	40.82m 133-11	3/29/25	16	1.20	17.20
▶ JAV	22	Olivia CARPENTER	FR	39.17m 128-6	4/5/25	2	0.41	2.41
MIT TFRI Team Total								224.11

5

UW-La Crosse

WIAC

▲ 25

LW: 30

Event	NQR	Athlete	Yr	Season Qual. Best	Date	Pl. Pts.	Bonus	TOTAL
Scored bests come from CURRENT qualifying season								
▶ 100m	35	Julie YANG	FR	12.16w (3.1)	4/5/25	0.45	0.01	0.46
▶ 100m	45	Anika REILAND	SO	12.22 (1.5)	4/5/25	0.125	0.00	0.13
▶ 100H	33	Megan ZEMKE	FR	14.97w (3.6)	4/5/25	0.55	0.02	0.57
▶ 100H	43	Alexys SCHEUERELL	JR	15.11 (1.8)	4/5/25	0.175	0.00	0.18
▶ 100H	46	Amber GROSSE	JR	15.17w (2.3)	4/5/25	0.1	0.00	0.10
▶ Steeple	13	Becca IMMER	SO	11:01.26	3/28/25	8	0.78	8.78
▶ Steeple	18	Katelyn CHADWICK	SR	11:09.00	3/28/25	4	0.50	4.50
▶ Steeple	42	Julia ZALEWSKI	FR	11:30.00	4/5/25	0.2	0.00	0.20
▶ Steeple	46	Elizabeth SCHWARTZ	SO	11:31.77	4/5/25	0.1	0.00	0.10
▶ 10,000m	7	Lucy DUCHAC	JR	35:22.51	3/28/25	18	1.41	19.41
▶ 10,000m	9	Madelynn MCINTYRE	SR	35:26.00	3/28/25	14	1.33	15.33
▶ 10,000m	19	Brooklyn LUEBKE	SO	36:51.65	3/28/25	3.5	0.30	3.80
▶ 10,000m	31	Mallory REISER	SO	37:32.31	3/28/25	0.65	0.00	0.65
▶ 4x400	20	Anika Reiland, Alli Thomas, Brie Eckerman, Sarah Grubbs		3:58.71	4/5/25	3	0.12	3.12
▶ PV	4	Maddy HABBERSTAD	SO	3.91m 12-10	4/5/25	24	1.76	25.76
▶ PV	4	Araceli DE LEO LOPEZ	JR	3.91m 12-10	4/5/25	24	1.76	25.76
▶ PV	31	Jackie BERGERON	FR	3.51m 11-6¼	4/5/25	0.65	0.00	0.65
▶ PV	31	Marisa HARVEY	SO	3.51m 11-6¼	4/5/25	0.65	0.00	0.65
▶ PV	31	Emily SHAFRON	JR	3.51m 11-6¼	4/5/25	0.65	0.00	0.65
▶ PV	31	Amanda VANCALSTER	FR	3.51m 11-6¼	4/5/25	0.65	0.00	0.65
▶ LJ	7	Maya EVANS	JR	5.77mw 18-11¼ (2.2)	4/5/25	18	1.52	19.52
▶ LJ	38	Ashley DAVIES	SO	5.44mw 17-10¼ (3.3)	4/5/25	0.3	0.00	0.30
▶ LJ	42	Josie BLUM	SO	5.42mw 17-9½ (2.8)	4/5/25	0.2	0.00	0.20
▶ TJ	19	MacKenzey KRONBERG	JR	11.50m 37-8¾ (1.8)	4/5/25	3.5	0.41	3.91
▶ JAV	4	Gabby JOHNSON	SR	42.89m 140-9	4/5/25	24	2.88	26.88
▶ JAV	26	Ella PULS	JR	38.19m 125-4	4/5/25	0.9	0.03	0.93
UW-LA CROSSE TFRI Team Total								163.16



Only those who score >0.01 pts are shown

D denotes multiple-event rule in affect

WOMEN — 2025 Checkpoint #2, April 8

Chicago
UAA



LW: 5

Event	NQR	Athlete	Yr	Season Qual. Best	Date	Pl.	Pts.	Bonus	TOTAL
Scored bests come from CURRENT qualifying season									
▶ 100m	3	Gabri MESCHINO	SR	11.78w (2.8)	3/29/25	26	2.11		28.11
▶ 100H	8	Ren BROWN	SR	14.28 (-1.9)	3/29/25	16	1.54		17.54
▶ 400H	1	Ren BROWN	SR	59.74	3/29/25	30	4.07		34.07
▶ 400H	19	Sharona SCHWAB	JR	1:03.66	3/29/25	3.5	0.59		4.09
▶ 800m	8	Claudia HARNETT	SR	2:12.17	4/5/25	16	1.11		17.11
▶ 800m	24	Emma KELLY	JR	2:14.77	3/29/25	1	0.28		1.28
▶ 800m	40	Elisabeth CAMIC	SR	2:16.49	3/29/25	0.25	0.00		0.25
▶ 1500m	19	Emma KELLY	JR	4:36.22	3/28/25	3.5	0.50		4.00
▶ 1500m	32	Elisabeth CAMIC	SR	4:38.74	3/28/25	0.6	0.16		0.76
▶ 5000m	7	Anna WATSON	SR	16:56.52	3/28/25	18	1.68		19.68
▶ 5000m	10	Nora HOLMES	JR	17:06.07	3/28/25	12	1.08		13.08
▶ 10,000m	11	Estelle SNIDER	SO	35:41.70	3/28/25	10	1.02		11.02
▶ 4x100	45	Maddie Lyons, Gabri Meschino, Ariele Troadec, Ava Hagwell		48.94	3/29/25	0.125	0.00		0.13
▶ 4x400	31	Onese Ewherido, Elisabeth Camic, Emma Kelly, Ava Hagwell		4:01.83	4/5/25	0.65	0.00		0.65
CHICAGO TFRI Team Total									151.77

CHICAGO TFRI Team Total 151.77

Wartburg



LW: 14

Event	NQR	Athlete	Yr	Season Qual. Best	Date	Pl. Pts.	Bonus	TOTAL
Scored bests come from CURRENT qualifying season								
▶ 100H	25	Grace BRADEN	SO	14.84w (3.6)	4/5/25	0.95	0.25	1.20
▶ 100H	30	JoJo TYNISMAA	JR	14.93 (-1.9)	3/29/25	0.7	0.09	0.79
▶ 400H	3	JoJo TYNISMAA	JR	1:01.37	3/29/25	26	2.21	28.21
▶ 400H	16	Sophia STAHL	SO	1:03.48	3/29/25	5	0.65	5.65
▶ 400H	46	Ryann DECKER	FR	1:05.81	4/5/25	0.1	0.00	0.10
▶ Steeple	4	Ellie MEYER	SR	10:36.88	3/28/25	24	2.59	26.59
▶ 10,000m	29	Kelly GIARDINA	JR	37:25.87	3/28/25	0.75	0.00	0.75
▶ 4x100	34	Addie Parker, JoJo Tyynismaa, Avery Schultes, Ryann Decker		48.54	4/5/25	0.5	0.00	0.50
▶ 4x400	36	Bella Skay, Kiana Carnes, Caitlin Benesh, Olivia Tollari		4:04.02	3/29/25	0.4	0.00	0.40
▶ TJ	12	Shaniah JOHNSON	SR	11.65mw 38-2¾ (2.9)	4/5/25	9	0.86	9.86
▶ DISC	26	Abby VELD	FR	42.05m 138-0	4/5/25	0.9	0.12	1.02
▶ DISC	42	Tara JOCHUMSEN	SR	41.00m 134-6	4/5/25	0.2	0.00	0.20
▶ HT	3	Emma TRUE	SR	55.89m 183-5	4/5/25	26	3.57	29.57
▶ HEPT	10	Caitlin BENESH	SO	3,892	4/5/25	12	0.83	12.83
▶ HEPT	14	Brooke SHAFER	SR	3,799	4/5/25	7	0.70	7.70
▶ HEPT	19	Samantha NIELSEN	JR	3,657	4/5/25	3.5	0.51	4.01
▶ HEPT	32	Jazmine WOODE	SO	3,140	4/5/25	0.6	0.00	0.60

WARTBURG TFRI Team Total 129.96



Only those who score >0.01 pts are shown

D denotes multiple-event rule in affect

WOMEN — 2025 Checkpoint #2, April 8

8

Elmhurst
CCIW

unch
LW: 8

Event	NQR	Athlete	Yr	Season Qual. Best	Date	Pl.	Pts.	Bonus	TOTAL
Scored bests come from CURRENT qualifying season									
► 100m	1	Alyssa BUSKER	SR	11.63w (3.4)	3/30/25	30	3.60		33.60
► 100m	8	Lauren MARSHALL	SR	11.82w (2.7)	3/30/25	16	1.72		17.72
► 100H	18	Nakala NADEAU	SR	14.69w (2.7)	3/30/25	4	0.51		4.51
► 200m	2	Alyssa BUSKER	SR	23.95 (0.0)	4/5/25	28	3.10		31.10
► 200m	16	Lauren MARSHALL	SR	24.69 (0.1)	4/5/25	5	0.48		5.48
► 4x100	2	Tiana Grady, Lauren Marshall, Hannah Schwarz, Alyssa Busker		46.20	3/30/25	28	3.95		31.95
► 4x400	21	Carmela Woods, Alyssa Busker, Sadie Hartmann, Nayeli Villegas		3:58.85	4/5/25	2.5	0.10		2.60
► LJ	28	Paulina TINAJERO	SO	5.55m 18-2½ (0.3)	4/5/25	0.8	0.12		0.92
► LJ	48	Lauren MARSHALL	SR	5.38m 17-8 (0.4)	4/5/25	0.05	0.00		0.05
► TJ	39	Chloe SELMER	FR	11.17m 36-7¾ (-1.9)	4/5/25	0.275	0.00		0.28
► TJ	42	Paulina TINAJERO	SO	11.15m 36-7 (-1.3)	4/5/25	0.2	0.00		0.20
ELMHURST TFRI Team Total									128.41

9

Colorado College
SCAC

▼ 2
LW: 7

Event	NQR	Athlete	Yr	Season Qual. Best	Date	Pl.	Pts.	Bonus	TOTAL
Scored bests come from CURRENT qualifying season									
► 800m	13	Ella FULLERTON	JR	2:13.20	3/8/25	8	0.67		8.67
► 800m	18	Allison BARKER	SO	2:13.73	3/8/25	4	0.50		4.50
► 1500m	5	Isabel OLSON	SR	4:31.02c (4:36.84A)	3/22/25	22	1.81		23.81
► 1500m	41	Abby GOODFRIED	JR	4:40.25c (4:46.27A)	3/29/25	0.225	0.00		0.23
► 5000m	3	Isabel OLSON	SR	16:45.58	3/28/25	26	2.70		28.70
► 5000m	5	Sydney RANKIN	SR	16:53.85	3/8/25	22	1.91		23.91
► 5000m	19	Charlie FLINT	SO	17:22.70	3/8/25	3.5	0.45		3.95
► 5000m	27	Britt HELGAAS	SR	17:28.73	3/8/25	0.85	0.27		1.12
► 10,000m	6	Alison MUELLER-HICKLER	JR	35:18.61	3/28/25	20	1.49		21.49
► 10,000m	15	Charlie FLINT	SO	35:57.42	3/28/25	6	0.83		6.83
► 10,000m	17	Britt HELGAAS	SR	36:14.99	3/28/25	4.5	0.65		5.15
COLORADO COLLEGE TFRI Team Total									128.35

10

Loras

American Rivers

▲ **107**
LW: 117

Event	NQR	Athlete	Yr	Season Qual. Best	Date	Pl. Pts.	Bonus	TOTAL
Scored bests come from CURRENT qualifying season								
▶ 100m	7	Emma SEIPEL	SR	11.81w (2.7)	4/5/25	18	1.82	19.82
▶ 100m	43	Harmony CREASY	SR	12.21w (2.7)	4/5/25	0.175	0.00	0.18
▶ 1500m	21	Frankie CHAIDEZ	SR	4:36.79	3/28/25	2.5	0.42	2.92
▶ 4x100	11	Harmony Creasy, Layla Hughes, Meghan McDonald, Emma Seipel		47.38	4/5/25	10	1.05	11.05
▶ HJ	20	Sara HOSKINS	SR	1.62m 5-3¾	4/5/25	3	0.42	3.42
▶ LJ	5	Emma SEIPEL	SR	5.84mw 19-2 (3.2)	4/5/25	22	2.18	24.18
▶ LJ	10	Harmony CREASY	SR	5.70mw 18-8½ (3.7)	4/5/25	12	0.87	12.87
▶ TJ	38	Madelyn (Maddie) MUCCI	FR	11.21mw 36-9½ (2.3)	4/5/25	0.3	0.00	0.30
▶ SP	38	Taylor FLAIG	SR	12.59m 41-3¾	4/5/25	0.3	0.00	0.30
▶ DISC	9	Riley VICE	SR	44.60m 146-4	4/5/25	14	1.06	15.06
▶ DISC	32	Taylor FLAIG	SR	41.55m 136-4	4/5/25	0.6	0.00	0.60
▶ HT	2	Caitlyn COX	JR	56.37m 184-11	4/5/25	28	4.02	32.02
▶ HT	19	Taylor FLAIG	SR	50.41m 165-5	4/5/25	3.5	0.29	3.79
LORAS TFRI Team Total								126.51



Only those who score >0.01 pts are shown

D denotes multiple-event rule in affect

11 Johns Hopkins Centennial

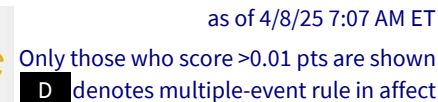
1
LW: 12

Event	NQR	Athlete	Yr	Season Qual. Best	Date	Pl. Pts.	Bonus	TOTAL
Scored bests come from CURRENT qualifying season								
▶ 100m	30	Mirra KLIMOV	JR	12.13 (1.4)	4/5/25	0.7	0.10	0.80
▶ 400H	40	Lianne SAUSSY	JR	1:05.58	3/29/25	0.25	0.00	0.25
▶ 800m	2	Annie HUANG	SR	2:08.63	3/29/25	28	3.17	31.17
▶ 800m	12	Emma KOTHARI	JR	2:12.86	3/29/25	9	0.82	9.82
▶ 800m	14	Harrinee SETHILKUMAR	SR	2:13.26	4/5/25	7	0.65	7.65
▶ 800m	21	Mackenzie SETTON	JR	2:14.15	4/5/25	2.5	0.41	2.91
▶ 1500m	13	Mackenzie SETTON	JR	4:34.19	3/29/25	8	0.84	8.84
▶ 1500m	14	Adriana CATALANO	JR	4:34.62	3/29/25	7	0.72	7.72
▶ 1500m	18	Emma KOTHARI	JR	4:35.99	4/5/25	4	0.53	4.53
▶ 1500m	22	Diana VALENTINI	SO	4:36.87	4/5/25	2	0.41	2.41
▶ 1500m	45	Harrinee SETHILKUMAR	SR	4:40.64	3/29/25	0.125	0.00	0.13
▶ 1500m	46	Carter BROTHERTON	FR	4:40.81	3/29/25	0.1	0.00	0.10
▶ 1500m	50	Elena BLODNIKAR	FR	4:41.51	3/29/25	0.01	0.00	0.01
▶ Steeple	17	Cooper BROTHERTON	JR	11:08.98	4/5/25	4.5	0.50	5.00
▶ 4x100	23	Mirra Klimov, Lianne Saussy, Anna Zinsser, Ellie Lewis		48.00	3/29/25	1.5	0.14	1.64
▶ 4x400	12	Lianne Saussy, Lauren Phillips, Ryan Bigelow, Lorna Arcese		3:56.31	4/5/25	9	0.47	9.47
▶ LJ	50	Chloe ZHANG	SO	5.37m 17-7½ (1.0)	3/29/25	0.01	0.00	0.01
▶ TJ	7	Sara BARTLETT	SR	11.76m 38-7 (1.0)	3/29/25	18	1.40	19.40
▶ SP	12	Erika EZUMBA	JR	13.26m 43-6	4/5/25	9	0.68	9.68
▶ DISC	36	Erika EZUMBA	JR	41.46m 136-0	4/5/25	0.4	0.00	0.40
▶ HT	47	Erika EZUMBA	JR	47.38m 155-6	3/29/25	0.075	0.00	0.08
JOHNS HOPKINS TFRI Team Total								122.00

12 **Rowan**
NJAC

▲ 72
LW: 84

Event	NQR	Athlete	Yr	Season Qual. Best	Date	Pl. Pts.	Bonus	TOTAL
Scored bests come from CURRENT qualifying season								
▶ 100H	7	Nyla JONES	FR	14.27 (1.6)	4/5/25	18	1.58	19.58
▶ 200m	33	Molly LODGE	SR	24.92 (-0.6)	3/29/25	0.55	0.18	0.73
▶ 400m	18	Nevaeh LORJUSTE	SR	56.91	4/5/25	4	0.55	4.55
▶ 400H	5	Molly LODGE	SR	1:01.69	4/5/25	22	1.86	23.86
▶ 800m	32	Anna SASSE	SR	2:15.69	3/29/25	0.6	0.09	0.69
▶ 1500m	37	Anna SASSE	SR	4:39.98	3/29/25	0.35	0.00	0.35
▶ 5000m	30	Gabriella PAGANO	JR	17:32.29	3/29/25	0.7	0.16	0.86
▶ 4x400	7	Molly Lodge, Ava Reilly, Jasmine Broadway, Nevaeh Lorjuste		3:50.34	4/5/25	18	1.84	19.84
▶ SP	3	Isabelle DEAL	SR	13.92m 45-8	4/5/25	26	2.39	28.39
▶ JAV	6	Isabelle DEAL	SR	41.29m 135-6	4/5/25	20	1.55	21.55
▶ JAV	25	Diamond EADDY	SO	38.34m 125-10	3/29/25	0.95	0.08	1.03
ROWAN TFRI Team Total								121.44



13 **George Fox**
NWC

▼ 7
LW: 6

GEORGE FOX TFRI Team Total	116.97
-----------------------------------	---------------

14 **Rochester (N.Y.)**
Liberty League

▲ 110
LW: 124

ROCHESTER (N.Y.) TFR1 Team Total	113.57
---	---------------

15 **SUNY Geneseo**
Empire 8

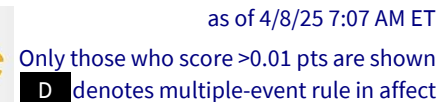
 **98**
LW: 113

SUNY GENESEO TFRI Team Total	112.66
-------------------------------------	---------------


16 **Colby**
NESCAC

▼ 7
LW: 9

COLBY TFR1 Team Total	112.33
------------------------------	---------------



17 UW-Whitewater  **15**
WIAC LW: 32

18 **Augustana (Ill.)**  **17**
CCIW LW: 35

19 **North Central (Ill.)** **unch**
 CCIW LW: 19

20 **Nebraska Wesleyan**  **9**
American Rivers | LW: 11

Event	NQR	Athlete	Yr	Season Qual. Best	Date	Pl. Pts.	Bonus	TOTAL
Scored bests come from CURRENT qualifying season								
► SP	8	Emmilly BERGLUND	SO	13.55m 44-5½	3/28/25	16	1.25	17.25
► DISC	3	Anna LUNDAHL	SR	46.98m 154-2	3/28/25	26	2.90	28.90
► DISC	4	Kaelyn MEANS	SO	46.09m 151-3	3/28/25	24	2.11	26.11
► DISC	17	Aspin COLLINS	FR	43.11m 141-5	3/28/25	4.5	0.51	5.01
► DISC	43	Emmilly BERGLUND	SO	40.91m 134-3	4/5/25	0.175	0.00	0.18
► HT	40	Kaelyn MEANS	SO	48.00m 157-6	3/28/25	0.25	0.00	0.25
► HT	48	Lyndsie BOSQUEZ	FR	47.34m 155-4	3/28/25	0.05	0.00	0.05
► JAV	12	Avery DECKER	SR	40.13m 131-8	3/28/25	9	0.78	9.78
NEBRASKA WESLEYAN TFRI Team Total								87.52



USTFCCCA NCAA Division III Outdoor Track & Field National TFRI Team Summary



as of 4/8/25 7:07 AM ET

Only those who score >0.01 pts are shown
D denotes multiple-event rule in affect

WOMEN — 2025 Checkpoint #2, April 8

21

Trinity (Texas)
SCAC

▼ **8**
LW: 13

Event	NQR	Athlete	Yr	Season Qual. Best	Date	Pl. Pts.	Bonus	TOTAL
Scored bests come from CURRENT qualifying season								
▶ 100H	16	Danya SELBER	SR	14.57w (2.2)	3/22/25	5	0.73	5.73
▶ 200m	26	Annabelle LANIK	FR	24.87w (3.7)	3/22/25	0.9	0.25	1.15
▶ 400m	28	CC GRAY	SR	57.58	3/29/25	0.8	0.22	1.02
▶ 400H	31	Danya SELBER	SR	1:05.04	3/29/25	0.65	0.11	0.76
▶ 800m	29	Annette SMITH	SO	2:15.35	3/29/25	0.75	0.16	0.91
▶ 4x100	15	Nia Scott, CC Gray, Danya Selber, Annabelle Lanik		47.64	3/22/25	6	0.58	6.58
▶ 4x400	14	Halle Hamilton, Annette Smith, Lilly Broussard, CC Gray		3:56.75	3/29/25	7	0.41	7.41
▶ PV	50	Addison DOSS	FR	3.42m 11-2½	3/22/25	0.01	0.00	0.01
▶ LJ	1	Annabelle LANIK	FR	5.98mw 19-7½ (2.2)	3/29/25	30	4.06	34.06
▶ LJ	22	Joy AREOLA	SR	5.59mw 18-4¼ (2.9)	3/22/25	2	0.31	2.31
▶ TJ	4	Joy AREOLA	SR	11.96m 39-3 (1.8)	3/29/25	24	2.61	26.61

TRINITY (TEXAS) TFRI Team Total 86.54

22

Lynchburg
ODAC

▼ **4**
LW: 18

Event	NQR	Athlete	Yr	Season Qual. Best	Date	Pl. Pts.	Bonus	TOTAL
Scored bests come from CURRENT qualifying season								
▶ 100H	10	Betsy MOHNKERN	SR	14.36w (2.6)	3/29/25	12	1.24	13.24
▶ 400H	39	Betsy MOHNKERN	SR	1:05.55	4/5/25	0.275	0.00	0.28
▶ 1500m	49	Allison DELL	SR	4:41.33	3/29/25	0.025	0.00	0.03
▶ 5000m	8	Allison DELL	SR	16:59.67	4/5/25	16	1.48	17.48
▶ 4x400	29	Betsy Mohnkern, Rylee Turner, Anna Miller, Hannah Edwards		4:01.13	4/5/25	0.75	0.00	0.75
▶ PV	38	Allison BOBST	SR	3.50m 11-5¾	3/29/25	0.3	0.00	0.30
▶ LJ	24	Margo FOX	JR	5.58m 18-3¾ (0.2)	3/29/25	1	0.26	1.26
▶ LJ	42	Kacey KELLY	JR	5.42m 17-9½ (0.0)	3/29/25	0.2	0.00	0.20
▶ TJ	3	Kacey KELLY	JR	11.99m 39-4 (0.6)	3/29/25	26	2.83	28.83
▶ JAV	13	Kacey KELLY	JR	40.08m 131-6	4/5/25	8	0.76	8.76
▶ HEPT	9	Margo FOX	JR	3,942	3/22/25	14	0.89	14.89

LYNCHBURG TFRI Team Total 86.03

23

Redlands (Calif.)
SCIAC

▲ **5**
LW: 28

Event	NQR	Athlete	Yr	Season Qual. Best	Date	Pl. Pts.	Bonus	TOTAL
Scored bests come from CURRENT qualifying season								
▶ 100m	38	Sabrina SEMMERE	JR	12.18w (2.9)	3/29/25	0.3	0.00	0.30
▶ 100H	22	Eleanor BACHMEIER	SR	14.79 (0.5)	3/29/25	2	0.33	2.33
▶ 100H	40	Elisabeth EICHINGER	JR	15.07 (1.2)	3/29/25	0.25	0.00	0.25
▶ 800m	19	Chloe BULLOCK	SR	2:13.91	3/8/25	3.5	0.46	3.96
▶ 10,000m	42	Abigail JOHNSON	SR	38:11.41	3/8/25	0.2	0.00	0.20
▶ 4x100	28	Sabrina Tanouye, Sabrina Semmere, Eleanor Bachmeier, Maigan Adams		48.18	3/29/25	0.8	0.00	0.80
▶ 4x400	22	Eleanor Bachmeier, Faith Kasper, Sabrina Semmere, Chloe Bullock		3:58.87	3/29/25	2	0.09	2.09
▶ HJ	28	Mari EVONUK	FR	1.60m 5-3	3/1/25	0.8	0.10	0.90
▶ LJ	36	Maigan ADAMS	SR	5.45m 17-10¼ (-1.2)	2/16/25	0.4	0.00	0.40
▶ LJ	45	Eleanor BACHMEIER	SR	5.41mw 17-9 (2.8)	3/29/25	0.125	0.00	0.13
▶ TJ	5	Maigan ADAMS	SR	11.95mw 39-2½ (3.2)	3/29/25	22	2.54	24.54
▶ HEPT	5	Eleanor BACHMEIER	SR	4,477	4/4/25	22	2.12	24.12
▶ HEPT	7	Elisabeth EICHINGER	JR	4,385	4/4/25	18	1.90	19.90
▶ HEPT	29	Shaylee HERON	SO	3,154	4/4/25	0.75	0.00	0.75
▶ HEPT	36	Madison EATON	JR	3,022	4/4/25	0.4	0.00	0.40

REDLANDS (CALIF.) TFRI Team Total 81.07

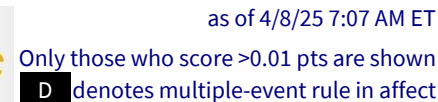
24

Ithaca
Liberty League

▲ **59**
LW: 83

Event	NQR	Athlete	Yr	Season Qual. Best	Date	Pl. Pts.	Bonus	TOTAL
Scored bests come from CURRENT qualifying season								
▶ 100m	17	Aynisha MCQUILLAR	FR	11.98 (1.6)	3/29/25	4.5	0.57	5.07
▶ 100H	1	Rachel LARSON	JR	13.98 (1.2)	4/6/25	30	3.20	33.20
▶ 100H	5	Laura SUPPA	JR	14.21 (1.2)	4/6/25	22	1.88	23.88
▶ 10,000m	49	Kyla EISMAN	JR	38:37.06	4/6/25	0.025	0.00	0.03
▶ 4x100	22	Ava Butler, Laura Suppa, Rachel Larson, Aynisha McQuillar		47.90	4/6/25	2	0.23	2.23
▶ HJ	13	Madeleine WRIGHT	SO	1.63m 5-4¼	4/6/25	8	0.59	8.59
▶ PV	38	Erin EASTWOOD	JR	3.50m 11-5¾	4/6/25	0.3	0.00	0.30
▶ SP	21	Lily SEYFERT	JR	12.89m 42-3½	3/29/25	2.5	0.19	2.69
▶ HT	33	Enya GREEN	SO	48.94m 160-7	4/6/25	0.55	0.00	0.55
▶ HT	43	Lily SEYFERT	JR	47.79m 156-10	4/6/25	0.175	0.00	0.18

ITHACA TFRI Team Total 76.71



25

Calvin
MIAA

▼ **10**
LW: 15

26

Centre
SAA

1
LW: 27

Event	NQR	Athlete	Yr	Season Qual. Best	Date	Pl. Pts.	Bonus	TOTAL
Scored bests come from CURRENT qualifying season								
► 100m	13	Madjo DOUMBIA	SR	11.92w (2.8)	3/22/25	8	0.83	8.83
► 100m	27	Chloe HEIN	SO	12.08 (1.7)	3/22/25	0.85	0.25	1.10
► 200m	8	Madjo DOUMBIA	SR	24.42 (-1.6)	4/5/25	16	1.19	17.19
► 200m	38	Chloe HEIN	SO	25.00 (1.8)	3/22/25	0.3	0.08	0.38
► 400m	21	Madjo DOUMBIA	SR	57.08	4/5/25	D 2	0.46	2.46
► 400H	24	Janea BOTTINELLI	SR	1:04.70	3/22/25	1	0.22	1.22
► 4x100	20	Amari Robinson, Janea Bottinelli, Chloe Hein, Madjo Dombia		47.88	4/5/25	3	0.24	3.24
► 4x400	15	Alexandria Masden, Janea Bottinelli, Chloe Hein, Madjo Dombia		3:56.97	4/5/25	6	0.38	6.38
► LJ	2	Chloe HEIN	SO	5.92m 19-5¼ (0.5)	3/22/25	28	3.23	31.23
CENTRE TFRI Team Total								72.04

27

Claremont-Mudd-Scripps

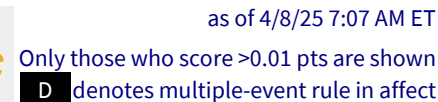
▼ **17**
LW: 10

28

North Carolina Wesleyan

▲ 122
LW: 150

Event	NQR	Athlete	Yr	Season Qual. Best	Date	Pl. Pts.	Bonus	TOTAL
Scored bests come from CURRENT qualifying season								
▶ 100m	6	Kamayah WOOTEN	SO	11.80w (3.0)	4/5/25	20	1.92	21.92
▶ 100m	10	Ti'asia BRYANT	SO	11.90 (1.8)	4/5/25	12	0.95	12.95
▶ 200m	1	Kamayah WOOTEN	SO	23.74w (2.5)	4/5/25	30	3.98	33.98
▶ 400m	44	Kamayah WOOTEN	SO	58.12	4/5/25	0.15	0.00	0.15
NORTH CAROLINA WESLEYAN TFRI Team Total								69.00



29 **Whitworth**
NWC

▼ 8
LW: 21

30

Connecticut College

NESCAC

▲ 25

LW: 55

Event	NQR	Athlete	Yr	Season Qual. Best	Date	Pl. Pts.	Bonus	TOTAL
Scored bests come from CURRENT qualifying season								
▶ 800m	22	Alexa ESTES	JR	2:14.42	3/29/25	2	0.35	2.35
▶ 1500m	3	Grace MCDONOUGH	JR	4:29.06	3/29/25	26	2.62	28.62
▶ 5000m	1	Grace MCDONOUGH	JR	16:29.06	4/5/25	30	4.32	34.32
▶ 5000m	33	Abby WILLIAMS	SO	17:33.68	3/29/25	0.55	0.12	0.67
▶ 5000m	47	Abby FERNALD	JR	17:40.02	3/29/25	0.075	0.00	0.08
▶ 5000m	50	Kiera TALLAS	SO	17:42.75	4/5/25	0.01	0.00	0.01
CONNECTICUT COLLEGE TFRI Team Total								66.05

31 UW-Eau Claire
WIAC

LW:

32

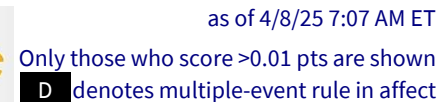
Monmouth (Ill.)
MWC

▲

29

LW: 61

Event	NQR	Athlete	Yr	Season Qual. Best	Date	Pl. Pts.	Bonus	TOTAL
Scored bests come from CURRENT qualifying season								
► SP	36	Maddie BOLEY	SR	12.60m 41-4¼	3/29/25	0.4	0.00	0.40
► SP	41	Kayla BRAUN	JR	12.53m 41-1½	4/5/25	0.225	0.00	0.23
► DISC	1	Maddie BOLEY	SR	49.06m 161-0	4/5/25	30	5.08	35.08
► HT	6	Jillian TOTH	JR	53.77m 176-5	4/5/25	20	2.05	22.05
► HT	21	Maddie BOLEY	SR	50.34m 165-2	4/5/25	2.5	0.27	2.77
MONMOUTH (ILL.) TFRI Team Total								60.53



33 Mount Union

▼ 9
LW: 24

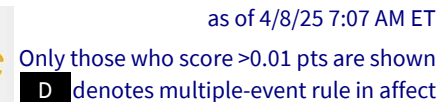
34 **DePauw**  **18**
 NCAC LW: 16

35 **Grove City**  **15**
PAC LW: 50


36 **Linfield**  **7**
NWC LW: 43

37 **Berry** ▼ **8**
SAA LW: 29


Event	NQR	Athlete	Yr	Season Qual. Best	Date	Pl. Pts.	Bonus	TOTAL
Scored bests come from CURRENT qualifying season								
▶ 400H	12	Macy MURDOCK	JR	1:03.07	4/5/25	9	0.80	9.80
▶ 800m	16	Anna ROSE	SR	2:13.45	3/28/25	5	0.57	5.57
▶ 5000m	45	Anna ROSE	SR	17:39.38	3/28/25	0.125	0.00	0.13
▶ 10,000m	43	Ariel ELLIS	JR	38:21.51	3/28/25	0.175	0.00	0.18
▶ 4x400	46	Julianne Shirley, Lucy Nicholson, Marianna Moell, Macy Murdock		4:04.53	3/28/25	0.1	0.00	0.10
▶ HJ	13	Kris WILLIAMS	SO	1.63m 5-4¼	4/5/25	8	0.59	8.59
▶ SP	2	Onoyeme EGURE	SO	14.03m 46-½	3/22/25	28	2.82	30.82
▶ JAV	35	Cortney BROWN	SR	37.30m 122-5	3/22/25	0.45	0.00	0.45
BERRY TFRI Team Total								55.62



38 **Chapman**  **16**
SCIAC LW: 22

39 Greenville  **6**
SLIAC LW: 33

40 **Wilmington (Ohio)**  **13**
OAC LW: 53

41 **John Carroll**  **16**
OAC LW: 25

42 **Tufts**  **25**
NESCAC LW: 17

Event	NQR	Athlete	Yr	Season Qual. Best	Date	Pl. Pts.	Bonus	TOTAL	
Scored bests come from CURRENT qualifying season									
▶ 400m	35	Makayla MORIARTY	FR	57.79	3/22/25	0.45	0.12	0.57	
▶ 400H	15	Emma SMITH	SR	1:03.35	3/22/25	6	0.70	6.70	
▶ 400H	49	Anne-Sophie JANSSEN	JR	1:05.91	3/22/25	0.025	0.00	0.03	
▶ Steeple	36	Lexi DEAN	JR	11:27.30	4/5/25	0.4	0.00	0.40	
▶ 4x100	39	Cameron Stanton, Makayla Moriarty, Elysse Cumberland, Simi Lawal		48.82	3/22/25	0.275	0.00	0.28	
▶ 4x400	9	Harper Meek, Emma Smith, Makayla Moriarty, Arielle Chechile		3:52.20	3/22/25	14	1.27	15.27	
▶ HJ	28	Harper MEEK	SR	1.60m	5-3	3/22/25	0.8	0.10	0.90
▶ PV	25	Natalie GERMANOV	FR	3.55m	11-7¾	3/29/25	0.95	0.06	1.01
▶ PV	25	Nyla THOMPSON	SR	3.55m	11-7¾	3/29/25	0.95	0.06	1.01
▶ PV	25	Lena TANG	SO	3.55m	11-7¾	4/5/25	0.95	0.06	1.01
▶ LJ	5	Elysse CUMBERLAND	FR	5.84m	19-2 (1.4)	3/22/25	22	2.18	24.18
▶ DISC	37	Mia KURTZ	FR	41.41m	135-11	3/22/25	0.35	0.00	0.35
▶ JAV	50	Harper DANFORTH	FR	36.62m	120-2	3/22/25	0.01	0.00	0.01
TUFTS TFRI Team Total								51.70	



Only those who score >0.01 pts are shown

D denotes multiple-event rule in affect

WOMEN — 2025 Checkpoint #2, April 8

43

Stockton
NJAC



31

LW: 74

Event	NQR	Athlete	Yr	Season Qual. Best	Date	Pl. Pts.	Bonus	TOTAL
Scored bests come from CURRENT qualifying season								
▶ 400m	49	Emma PETROLIA	JR	58.25	3/29/25	0.025	0.00	0.03
▶ 400m	50	Kayla SULLIVAN	JR	58.28	4/5/25	0.01	0.00	0.01
▶ 400H	6	Emma PETROLIA	JR	1:02.05	4/5/25	20	1.49	21.49
▶ 800m	9	Kayla KASS	JR	2:12.25	4/5/25	14	1.07	15.07
▶ 4x400	10	Kayla Sullivan, Emma Petrolia, Emma Conroy, Kayla Kass		3:53.34	3/29/25	12	0.93	12.93
▶ PV	44	Eva MORRISON	JR	3.48m 11-5	4/5/25	0.15	0.00	0.15
▶ DISC	33	Michaela POMATTO	JR	41.53m 136-3	4/5/25	0.55	0.00	0.55
STOCKTON TFRI Team Total								50.22

44

Carroll (Wis.)
CCIW

LW:

Event	NQR	Athlete	Yr	Season Qual. Best	Date	Pl. Pts.	Bonus	TOTAL
Scored bests come from CURRENT qualifying season								
► SP	5	Maria FALK	SR	13.83m 45-4½	4/5/25	22	2.05	24.05
► SP	10	Vanessa UITENBROEK	SR	13.43m 44-¾	4/5/25	12	0.93	12.93
► DISC	29	Vanessa UITENBROEK	SR	41.76m 137-0	4/5/25	0.75	0.01	0.76
► HT	13	Vanessa UITENBROEK	SR	50.87m 166-11	4/5/25	8	0.45	8.45
CARROLL (WIS.) TFRI Team Total								46.18

45

Washington and Lee



25

LW: 20

Event	NQR	Athlete	Yr	Season Qual. Best	Date	Pl. Pts.	Bonus	TOTAL
Scored bests come from CURRENT qualifying season								
▶ 100m	50	Lilly VERSEN	FR	12.24 (1.6)	3/29/25	0.01	0.00	0.01
▶ 100H	24	Amanda ROMANO	SR	14.83w (2.3)	3/29/25	1	0.26	1.26
▶ 400m	41	Jesma EVANS	JR	57.95	4/5/25	0.225	0.04	0.26
▶ 400H	7	Amanda ROMANO	SR	1:02.18	4/5/25	18	1.39	19.39
▶ 1500m	40	Sophia BRESCHI	JR	4:40.19	4/5/25	0.25	0.00	0.25
▶ Steeple	44	Brianna BREYAULT	JR	11:31.07	4/5/25	0.15	0.00	0.15
▶ 5000m	25	Sophia BRESCHI	JR	17:28.24	3/22/25	0.95	0.28	1.23
▶ 5000m	44	Emma MITCHELL	SR	17:38.65	4/5/25	0.15	0.00	0.15
▶ 4x400	23	Ana Hodneland, Annabelle Sutliff, Amanda Romano, Jesma Evans		3:59.04	3/22/25	1.5	0.07	1.57
▶ HJ	10	Camille GILLUM	JR	1.64m 5-4½	3/22/25	12	0.85	12.85
▶ PV	15	Ashley D'AMBROSIA	SR	3.78m 12-4¾	3/29/25	6	0.94	6.94
▶ PV	44	Layla KEADLE	FR	3.48m 11-5	3/29/25	0.15	0.00	0.15
▶ HT	36	Bailey HEDGEMON	JR	48.69m 159-9	3/29/25	0.4	0.00	0.40
WASHINGTON AND LEE TFR1 Team Total								44.63

46

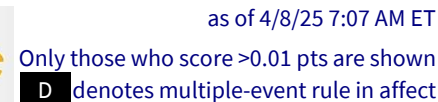
Hamilton
NESCAC



35

LW: 81

Event	NQR	Athlete	Yr	Season Qual. Best	Date	Pl. Pts.	Bonus	TOTAL
Scored bests come from CURRENT qualifying season								
► 1500m	11	Keira ROGAN	FR	4:33.73	3/29/25	10	0.96	10.96
► Steeple	2	Keira ROGAN	FR	10:27.88	4/5/25	28	3.56	31.56
► Steeple	28	Sylvie NAJARIAN	SR	11:19.68	4/5/25	0.8	0.12	0.92
► 4x400	37	Claire Tratnyek, Olivia Waruch, Katherine Scibelli, Mia O'Neill		4:04.06	3/29/25	0.35	0.00	0.35
► T.J	45	Emmeline STOETZEL	FR	11.11mw 36-5½ (2.9)	3/29/25	0.125	0.00	0.13
► JAV	30	Dana SCHWARTZ	JR	37.65m 123-6	4/5/25	0.7	0.00	0.70
HAMILTON TFRI Team Total								44.61



47 **Elizabethtown**  **40**
Landmark LW: 87

Event	NQR	Athlete	Yr	Season Qual. Best	Date	Pl. Pts.	Bonus	TOTAL	
Scored bests come from CURRENT qualifying season									
▶ 1500m	1	Kelty OASTER	SR	4:27.92	4/5/25	30	3.10	33.10	
▶ DISC	13	Isabella COWGER	FR	43.57m	143-0	3/29/25	8	0.68	8.68
ELIZABETHTOWN TFRI Team Total								41.78	

48 **Aurora**  **29**
NACC LW: 77

Event	NQR	Athlete	Yr	Season Qual. Best	Date	Pl. Pts.	Bonus	TOTAL
Scored bests come from CURRENT qualifying season								
► 1500m	8	Deyanneira COLON MALDONADO	SR	4:31.91	4/5/25	16	1.46	17.46
► 10,000m	5	Deyanneira COLON MALDONADO	SR	35:15.27	3/28/25	22	1.55	23.55
AURORA TFRI Team Total								41.01

49 **Ripon**  **9**
MWC LW: 40

Event	NQR	Athlete	Yr	Season Qual. Best	Date	Pl. Pts.	Bonus	TOTAL
Scored bests come from CURRENT qualifying season								
► Steeple	49	Gabby ALLARD	SO	11:34.22	4/5/25	0.025	0.00	0.03
► HJ	13	Bridget FINN	SR	1.63m 5-4¼	3/22/25	8	0.59	8.59
► HEPT	2	Bridget FINN	SR	4,718	3/22/25	28	2.85	30.85
► HEPT	35	Nicole ARNHOLD	JR	3,043	3/22/25	0.45	0.00	0.45
RIPON TFRI Team Total								39.92

50

UW-Oshkosh

WIAC

▲ 48

LW: 98

Event	NQR	Athlete	Yr	Season Qual. Best	Date	Pl.	Pts.	Bonus	TOTAL
Scored bests come from CURRENT qualifying season									
► 800m	20	Libby GEISNESS	SR	2:13.93	3/28/25	3	0.45		3.45
► 1500m	24	Amelia LEHMAN	SR	4:37.16	3/28/25	1	0.37		1.37
► 10,000m	41	Jamie CATANIA	JR	38:11.36	3/28/25	0.225	0.00		0.23
► SP	14	Brenna MASLOROFF	SR	13.10m 42-11¾	4/5/25	7	0.47		7.47
► HT	4	Brenna MASLOROFF	SR	55.57m 182-4	4/5/25	24	3.28		27.28
UW-OSHKOSH TFRI Team Total									39.80

51 **Susquehanna**  **10**
Landmark LW: 41

Event	NQR	Athlete	Yr	Season Qual. Best	Date	Pl. Pts.	Bonus	TOTAL
Scored bests come from CURRENT qualifying season								
▶ 100H	2	Chloe YODER	SR	14.05w (2.7)	3/29/25	28	2.80	30.80
▶ 100H	37	Hannah ALDERFER	SR	15.03w (2.7)	3/29/25	0.35	0.00	0.35
▶ LJ	13	Hannah ALDERFER	SR	5.66m 18-7 (0.0)	3/29/25	8	0.64	8.64
SUSQUEHANNA TFRI Team Total								39.79

52 **Widener**  **10**
MAC LW: 42

Event	NOR	Athlete	Yr	Season Qual. Best	Date	Pl. Pts.	Bonus	TOTAL
Scored bests come from CURRENT qualifying season								
► 100m	38	Mariam KOITA	SO	12.18 (1.0)	4/5/25	0.3	0.00	0.30
► 10,000m	33	Kathryn LONG	JR	37:35.15	3/29/25	0.55	0.00	0.55
► 4x100	30	#Type!		48.28	4/5/25	0.7	0.00	0.70
► LJ	16	Kayla ROBINSON	SO	5.65m 18-6½ (0.0)	3/29/25	5	0.60	5.60
► TJ	2	Kayla ROBINSON	SO	12.05m 39-6½ (0.0)	3/29/25	28	3.27	31.27
► HT	28	Isabel RODRIGUEZ	JR	49.67m 163-0	4/4/25	0.8	0.05	0.85
WIDENER TFRI Team Total								39.27

53

Central (Iowa)

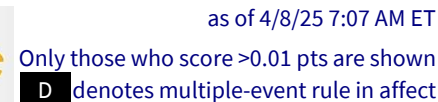
American Rivers

▼

8

LW: 45

Event	NQR	Athlete	Yr	Season Qual. Best	Date	Pl. Pts.	Bonus	TOTAL
Scored bests come from CURRENT qualifying season								
► 100m	37	Ava PARKINS	SO	12.17w (3.7)	3/28/25	0.35	0.00	0.35
► 100H	19	Olivia BOHLEN	JR	14.73w (3.6)	4/5/25	3.5	0.44	3.94
► 200m	19	Emily MCMARTIN	JR	24.73w (3.0)	3/28/25	3.5	0.43	3.93
► 400m	46	Alivia ROERDINK	SO	58.17c (58.95)	4/5/25	0.1	0.00	0.10
► 1500m	33	Peyton STEFFEN	JR	4:39.03	4/5/25	0.55	0.12	0.67
► 5000m	4	Peyton STEFFEN	JR	16:53.39	3/28/25	24	1.95	25.95
► 5000m	29	Addy PARROTT	SR	17:29.60	3/28/25	0.75	0.24	0.99
► 4x100	36	Mary Gustason, Ava Parkins, Danika Arnold, Emily McMartin		48.62	4/5/25	0.4	0.00	0.40
► 4x400	24	Lizzy Van Utrecht, Danika Arnold, Ava Parkins, Emily McMartin		3:59.06c (4:02.23)	4/5/25	1	0.07	1.07
► PV	38	Amber VROMAN	SR	3.50m 11-5¾	4/5/25	0.3	0.00	0.30
CENTRAL (IOWA) TFRI Team Total								37.70



54 **SUNY Delhi**  **23**
NAC LW: 31

55 **Carthage**  **32**
CCIW LW: 23

56 Southern Maine

57 **Illinois Tech** **▲ 137**
 NACC LW: 194

58

Gordon (Mass.)

CNE

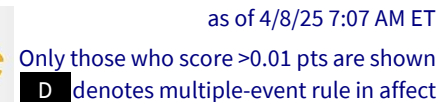
▼

9

LW: 49

59 **St. Thomas (Texas)**  **22**
 SCAC LW: 37

Event	NQR	Athlete	Yr	Season Qual. Best	Date	Pl. Pts.	Bonus	TOTAL
Scored bests come from CURRENT qualifying season								
▶ 100m	43	Quadetra WILBURN	FR	12.21w (2.7)	3/29/25	0.175	0.00	0.18
▶ 200m	14	Trinity PROVOST	JR	24.64w (3.7)	3/22/25	7	0.58	7.58
▶ 400m	12	Trinity PROVOST	JR	56.43	3/29/25	9	0.85	9.85
▶ 4x100	8	Quadetra Wilburn, Kaela Sawyers, Trinity Provost, Ny'Cierra Hinton		47.29	3/22/25	16	1.22	17.22
▶ 4x400	34	Grace Pearson, Selest Edwards, Lexie Allred Rojas, Trinity Provost		4:02.28	3/29/25	0.5	0.00	0.50
ST. THOMAS (TEXAS) TFR1 Team Total								35.32



60 **Houghton**  **5**
Empire 8 LW: 65

61 **Lewis & Clark** ▲ **50**
 NWC LW: 111

62

Ohio Northern

OAC

▼

36

LW: 26

63 **Belhaven (Miss.)**  **27**
CCS LW: 36

64

Middlebury

NESCAC

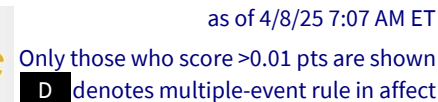
▼

26

LW: 38

65 **Pacific (Ore.)**  **17**
NWC LW: 48

Event	NQR	Athlete	Yr	Season Qual.	Best	Date	Pl.	Pts.	Bonus	TOTAL
Scored bests come from CURRENT qualifying season										
► 100m	47	Allyson HAMMOND	JR	12.23	(-0.9)	3/29/25	0.075	0.00		0.08
► 100H	4	Allyson HAMMOND	JR	14.17	(1.0)	3/22/25	24	2.11		26.11
► 200m	26	Allyson HAMMOND	JR	24.87	(1.0)	3/22/25	0.9	0.25		1.15
► HEPT	17	Courtney TIERNAN	JR	3,758		3/25/25	4.5	0.64		5.14
► HEPT	26	Dani HAMMOND	FR	3,212		3/25/25	0.9	0.00		0.90
PACIFIC (ORE.) TFRI Team Total										33.37




66 **Illinois Wesleyan**  **22**
CCIW LW: 44

67 **Coast Guard**  **81**
NEWMAC LW: 148

68 Penn State Behrend  **6**
SUNYAC LW: 62

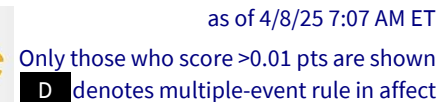
69 Macalester
MIAC LW:

70 **UC Santa Cruz**  **36**
C2C LW: 106

71 **Westminster (Pa.)**  **32**
PAC LW: 39

72 **Chatham**  **16**
PAC LW: 56

Event	NQR	Athlete	Yr	Season Qual, Best	Date	Pl. Pts.	Bonus	TOTAL
Scored bests come from CURRENT qualifying season								
► LJ	9	Aurielle BRUNNER	SR	5.71m 18-8¾ (0.0)	3/29/25	14	0.96	14.96
► TJ	9	Aurielle BRUNNER	SR	11.71m 38-5 (0.0)	3/29/25	14	1.15	15.15
CHATHAM TFRI Team Total								30.12



73 **Manchester**
HCAC

▼ 22
LW: 51

MANCHESTER TFRI Team Total	30.09
-----------------------------------	--------------

74 UW-River Falls

▼ 40
LW: 34

UW-RIVER FALLS TFRI Team Total	28.95
---------------------------------------	--------------

75 **UMass Boston**
Little East

▲ 105
LW: 180

UMASS BOSTON TFRI Team Total	28.63
-------------------------------------	--------------

76 Bowdoin
NESCAC

12
LW: 88

BOWDOIN TFRI Team Total	28.57
--------------------------------	--------------

77 **Amherst**
NESCAC

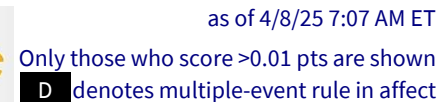
53
LW: 130

AMHERST TFR1 Team Total	28.33
--------------------------------	--------------

78 **Carleton**
MIAC

9
LW: 69

CARLETON TFR1 Team Total	27.90
---------------------------------	--------------



79

Hope

MIAA

▼

27

LW: 52

80 **UW-Stout**
WIAC LW:

81 **Stevens**  **15**
MAC LW: 66

82

Southern Virginia

USA South

▲ 61

LW: 143

83 **Puget Sound** **▼ 36**
NWC | W: 47

84 **Hanover**  **27**
HCAC LW: 57

Event	NQR	Athlete	Yr	Season Qual. Best	Date	Pl. Pts.	Bonus	TOTAL
Scored bests come from CURRENT qualifying season								
► SP	7	Jessie STENGER	SR	13.71m 44-11¾	3/30/25	18	1.67	19.67
► DISC	16	Jessie STENGER	SR	43.25m 141-11	3/30/25	5	0.56	5.56
HANOVER TFR1 Team Total								25.23



Only those who score >0.01 pts are shown

D denotes multiple-event rule in affect

WOMEN — 2025 Checkpoint #2, April 8

85 **Hardin-Simmons**
ASC

▼ **39**
LW: 46

Event	NQR	Athlete	Yr	Season Qual. Best	Date	Pl. Pts.	Bonus	TOTAL
Scored bests come from CURRENT qualifying season								
▶ 100m	20	Kylah WASHINGTON	SO	12.01 (1.0)	3/22/25	3	0.48	3.48
▶ Steeple	35	Kylah HOLLAND	SR	11:24.69	3/29/25	0.45	0.00	0.45
▶ HJ	7	Katie BALLER	SR	1.65m 5-5	3/22/25	18	1.18	19.18
▶ HJ	28	Emmalee HORTON	JR	1.60m 5-3	3/1/25	0.8	0.10	0.90
▶ HJ	28	Janae GREEN	JR	1.60m 5-3	3/22/25	0.8	0.10	0.90
HARDIN-SIMMONS TFRI Team Total								24.90

86 **St. Olaf**
MIAC

▼ **16**
LW: 70

Event	NOR	Athlete	Yr	Season Qual. Best	Date	Pl. Pts.	Bonus	TOTAL
Scored bests come from CURRENT qualifying season								
▶ 5000m	9	Lauren WALDA	JR	17:05.92	3/28/25	14	1.09	15.09
▶ 10,000m	13	Alison BODE	SR	35:51.23	3/28/25	8	0.89	8.89
ST. OLAF TFR1 Team Total								23.98

87 **McMurry**
SCAC

▼ **16**
LW: 71

Event	NQR	Athlete	Yr	Season Qual. Best	Date	Pl. Pts.	Bonus	TOTAL
Scored bests come from CURRENT qualifying season								
▶ 100H	19	Naj CAMPBELL	SR	14.73w (2.2)	3/22/25	3.5	0.44	3.94
▶ 400H	35	Madelyn GOLLIHAR	JR	1:05.19	3/29/25	0.45	0.06	0.51
▶ 4x400	32	Katelyn Hernandez, Madelyn Gollihar, Jacee Dinkins, Naj Campbell		4:01.87	3/29/25	0.6	0.00	0.60
▶ PV	15	Brenna STELL	SO	3.78m 12-4¾	3/29/25	6	0.94	6.94
▶ SP	12	Kendra HUMPHRIES	SO	13.26m 43-6	4/5/25	9	0.68	9.68
▶ DISC	39	Tori COLMAN	SO	41.21m 135-3	4/5/25	0.275	0.00	0.28
▶ HEPT	30	Emily JACKSON	FR	3,153	4/5/25	0.7	0.00	0.70
▶ HEPT	41	Jene BOOKER	FR	2,657	4/5/25	0.225	0.00	0.23
MCMURRY TFR1 Team Total								22.88

88 **Hunter**
CUNYAC

LW:

Event	NQR	Athlete	Yr	Season Qual. Best	Date	Pl. Pts.	Bonus	TOTAL	
Scored bests come from CURRENT qualifying season									
► TJ	6	Jamie RISSO	JR	11.86m	38-11 (1.4)	3/29/25	20	1.90	21.90
HUNTER TFR1 Team Total								21.90	

89 Roanoke
ODAC

 **8**
LW: 97

Event	NQR	Athlete	Yr	Season Qual. Best	Date	Pl. Pts.	Bonus	TOTAL
Scored bests come from CURRENT qualifying season								
▶ 100H	42	Olivia VIER	SO	15.10w (2.6)	3/29/25	0.2	0.00	0.20
▶ 200m	48	Lindsey HOBIN	JR	25.10 (1.6)	4/5/25	0.05	0.00	0.05
▶ 400H	11	Ophelia LADNER	JR	1:03.00	4/5/25	10	0.82	10.82
▶ 4x100	16	Nalonda Henderson, Lindsey Hobin, Mae Kaufman, Eleanor Hinckley		47.67	3/29/25	5	0.52	5.52
▶ 4x400	17	Lindsey Hobin, Ophelia Ladner, Mae Kaufman, Maryrose Molina-Shuman		3:57.41	4/5/25	4.5	0.31	4.81

ROANOKE TFRI Team Total	21.40
--------------------------------	--------------

90 Scranton Landmark

▼ **27**
LW: 63

Event	NQR	Athlete	Yr	Season Qual. Best	Date	Pl. Pts.	Bonus	TOTAL
Scored bests come from CURRENT qualifying season								
▶ 100m	30	Jocelyn SMITH	SO	12.13w (3.0)	3/29/25	0.7	0.10	0.80
▶ 200m	42	Jocelyn SMITH	SO	25.03w (3.4)	3/29/25	0.2	0.04	0.24
▶ Steeple	26	Samantha HOFFMANN	SR	11:18.72	3/29/25	0.9	0.16	1.06
▶ 4x100	31	Wendy De La Cruz Garcia, Kaia Grantham, Jocelyn Smith, Samantha Sharrow		48.30	3/29/25	0.65	0.00	0.65
▶ 4x400	30	Tasia Miniotis, Olivia Miller, Kelsey Myler, Jocelyn Smith		4:01.80	3/29/25	0.7	0.00	0.70
▶ LJ	8	Samantha SHARROW	JR	5.75m 18-10½ (-2.1)	3/29/25	16	1.34	17.34
▶ TJ	43	Molly WHITE	JR	11.14m 36-6¾ (1.0)	4/5/25	0.175	0.00	0.18
SCRANTON TFRI Team Total								20.95



USTFCCCA NCAA Division III Outdoor Track & Field National TFRI Team Summary



as of 4/8/25 7:07 AM ET

Only those who score >0.01 pts are shown
D denotes multiple-event rule in affect

WOMEN — 2025 Checkpoint #2, April 8

91 Mary Washington C2C

▲ 24
LW: 115

Event	NQR	Athlete	Yr	Season Qual. Best	Date	Pl. Pts.	Bonus	TOTAL
Scored bests come from CURRENT qualifying season								
▶ 100m	20	Yasmin DEANE	FR	12.01 (1.1)	3/29/25	3	0.48	3.48
▶ 200m	8	Yasmin DEANE	FR	24.42 (-0.4)	4/5/25	16	1.19	17.19
▶ 4x100	48	Yasmin Deane, Journey Mason, Jolene Adu, Sophia Redmond		49.00	3/29/25	0.05	0.00	0.05

MARY WASHINGTON TFRI Team Total 20.72

92 Bridgewater (Va.) ODAC

▼ 32
LW: 60

Event	NQR	Athlete	Yr	Season Qual. Best	Date	Pl. Pts.	Bonus	TOTAL
Scored bests come from CURRENT qualifying season								
▶ 100H	50	Olivia BATES	JR	15.24 (1.9)	4/5/25	0.01	0.00	0.01
▶ 5000m	32	Taylor MYERS	FR	17:33.36	3/22/25	0.6	0.13	0.73
▶ 10,000m	20	Taylor MYERS	FR	36:52.27	3/29/25	3	0.29	3.29
▶ 4x100	27	Jade Buckles, Adalia Coleman, Summer Wallace, Olivia Bates		48.15	3/29/25	0.85	0.00	0.85
▶ HJ	23	Summer WALLACE	SO	1.61m 5-3¼	3/29/25	1.5	0.26	1.76
▶ TJ	22	Olivia CRIGGER	FR	11.47m 37-7¾ (0.0)	3/22/25	2	0.34	2.34
▶ SP	26	Abby MIKOLAY	SO	12.78m 41-11¼	3/22/25	0.9	0.04	0.94
▶ DISC	11	Abby MIKOLAY	SO	43.85m 143-11	4/5/25	10	0.78	10.78

BRIDGEWATER (VA.) TFRI Team Total 20.70

93 North Park CCIW

▼ 3
LW: 90

Event	NQR	Athlete	Yr	Season Qual. Best	Date	Pl. Pts.	Bonus	TOTAL
Scored bests come from CURRENT qualifying season								
▶ 100m	23	Riana HAYES	JR	12.04w (2.5)	4/5/25	1.5	0.38	1.88
▶ 100m	42	Meja LINDBERG	SO	12.20 (1.8)	4/5/25	0.2	0.00	0.20
▶ 100H	12	Thea RING	JR	14.42w (3.4)	3/29/25	9	1.02	10.02
▶ 200m	23	Thea RING	JR	24.81 (0.1)	4/5/25	1.5	0.32	1.82
▶ 200m	26	Riana HAYES	JR	24.87 (0.0)	4/5/25	0.9	0.25	1.15
▶ 400m	18	Thea RING	JR	56.91	4/5/25	4	0.55	4.55
▶ 4x100	41	Mariana Costa, Riana Hayes, Thea Ring, Meja Lindberg		48.83	3/29/25	0.225	0.00	0.23
▶ LJ	36	Thea RING	JR	5.45m 17-10¾ (0.5)	4/5/25	0.4	0.00	0.40

NORTH PARK TFRI Team Total 20.24

94 Roger Williams CNE

▲ 53
LW: 147

Event	NQR	Athlete	Yr	Season Qual. Best	Date	Pl. Pts.	Bonus	TOTAL
Scored bests come from CURRENT qualifying season								
▶ SP	32	Hailey GARCIA	FR	12.66m 41-6½	4/4/25	0.6	0.00	0.60
▶ JAV	7	Angela WEST	FR	40.90m 134-2	4/4/25	18	1.26	19.26

ROGER WILLIAMS TFRI Team Total 19.86

95 Babson NEWMAC

▼ 20
LW: 75

Event	NQR	Athlete	Yr	Season Qual. Best	Date	Pl. Pts.	Bonus	TOTAL
Scored bests come from CURRENT qualifying season								
▶ HJ	7	Amrit REHAL	FR	1.65m 5-5	3/22/25	18	1.18	19.18

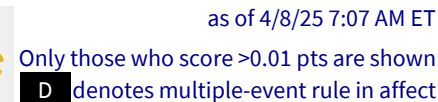
BABSON TFRI Team Total 19.18

96 Willamette NWC

▼ 42
LW: 54

Event	NQR	Athlete	Yr	Season Qual. Best	Date	Pl. Pts.	Bonus	TOTAL
Scored bests come from CURRENT qualifying season								
▶ 100H	38	Katherine THORNTON	SR	15.04 (0.0)	3/8/25	0.3	0.00	0.30
▶ 400H	36	Katherine THORNTON	SR	1:05.20	4/5/25	0.4	0.05	0.45
▶ Steeple	48	Morgan SHAW	SO	11:33.22	3/8/25	0.05	0.00	0.05
▶ 4x100	42	Katherine Thornton, Mashani Coleman, Kenzie Lee, Ella Thompson		48.85	3/29/25	0.2	0.00	0.20
▶ HJ	28	Whitley STEPP	JR	1.60m 5-3	3/1/25	0.8	0.10	0.90
▶ LJ	45	Whitley STEPP	JR	5.41m 17-9 (0.4)	4/5/25	0.125	0.00	0.13
▶ HT	37	Tenley GRANT	SR	48.46m 159-0	3/29/25	0.35	0.00	0.35
▶ JAV	39	Kaiona APIO	SR	37.02m 121-6	3/1/25	0.275	0.00	0.28
▶ HEPT	11	Ella THOMPSON	FR	3,891	3/20/25	10	0.83	10.83
▶ HEPT	16	Erica SNYDER	JR	3,786	3/20/25	5	0.68	5.68

WILLAMETTE TFRI Team Total 19.16



97 Allegheny (Pa.)  **29**
PAC LW: 68

98 **Baldwin Wallace**  **40**
OAC LW: 58

99 Catholic (D.C.)  **27**
Landmark LW: 72

100 **Wheaton (Mass.)**  **44**
NEWMAC LW: 144

101 **Bethel (Minn.)** MIAC LW:

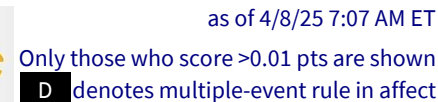
102

Dubuque

American Rivers

LW:


Event	NQR	Athlete	Yr	Season Qual. Best	Date	Pl. Pts.	Bonus	TOTAL
Scored bests come from CURRENT qualifying season								
► HJ	28	Jaden GATTS	SO	1.60m 5-3	4/6/25	0.8	0.10	0.90
► SP	19	Chloe REISER	SO	13.04m 42-9½	4/6/25	3.5	0.39	3.89
► DISC	18	Nai'lah ANDERS	SO	43.09m 141-5	4/6/25	4	0.50	4.50
► DISC	25	Breen DUFFY	JR	42.06m 138-0	4/6/25	0.95	0.12	1.07
► HT	22	Breen DUFFY	JR	50.23m 164-10	4/6/25	2	0.24	2.24
► HT	26	Chloe REISER	SO	49.76m 163-3	4/6/25	0.9	0.08	0.98
► JAV	23	Ashley GLENNON	JR	38.72m 127-1	4/6/25	1.5	0.23	1.73
DUBUQUE TFRI Team Total								15.31



103 **TCNJ**  **36**
NJAC LW: 67

104 Marietta
OAC ▼ 25
LW: 79

105 **SUNY Brockport**
 Empire 8 LW:

106 Simpson (Iowa)  **26**
American Rivers LW: 80

107

Pomona-Pitzer

SCIAC

▼

43

LW: 64

108

Trine

MIAA

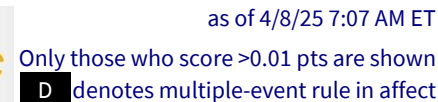
▼

35

LW: 73

109 Gustavus Adolphus

Event	NQR	Athlete	Yr	Season Qual. Best	Date	Pl. Pts.	Bonus	TOTAL
Scored bests come from CURRENT qualifying season								
► LJ	12	Megan GERAETS	SR	5.67mw 18-7¼ (2.8)	4/5/25	9	0.69	9.69
► TJ	48	Lili GUY	SR	11.07m 36-4 (1.2)	4/5/25	0.05	0.00	0.05
► DISC	20	Olivia DUNCAN	SO	42.67m 140-0	4/5/25	3	0.34	3.34
► HT	45	Kelley BRENNAN	JR	47.46m 155-9	4/5/25	0.125	0.00	0.13
GUSTAVUS ADOLPHUS TFRI Team Total								13.21



110 **Wheaton (Ill.)**  **44**
CCIW LW: 154

111 Case Western Reserve  **52**
UAA LW: 59

112

Ohio Wesleyan

NCAC


▼

36

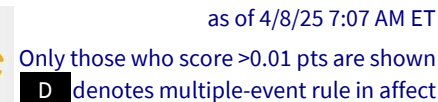
LW: 76

113 **Rose-Hulman**  **35**
HCAC LW: 78

114 **Pacific Lutheran**  **27**
NWC LW: 141

115 **Wittenberg**  **23**
NCAC LW: 92

Event	NQR	Athlete	Yr	Season Qual. Best	Date	Pl. Pts.	Bonus	TOTAL	
Scored bests come from CURRENT qualifying season									
▶ 400H	46	Isabelle HENDERSON	FR	1:05.81	3/22/25	0.1	0.00	0.10	
▶ 10,000m	36	Megan KEYS	SR	37:51.00	3/28/25	0.4	0.00	0.40	
▶ 10,000m	47	Emma HAWK	JR	38:34.19	3/28/25	0.075	0.00	0.08	
▶ 4x100	18	Zora Shakhnan, Lindsey Magoteaux, Meghan Frazier, Isabelle Henderson		47.81	3/30/25	4	0.31	4.31	
▶ 4x400	43	Kyngston Collins, Abigail Danne, Aubrey Glover, Meghan Frazier		4:04.29	3/30/25	0.175	0.00	0.18	
▶ HJ	28	Julissa WILLIAMS	SR	1.60m	5-3	4/5/25	0.8	0.10	0.90
▶ PV	30	Story LAING	SO	3.52m	11-6½	4/5/25	0.7	0.00	0.70
▶ LJ	17	Isabelle HENDERSON	FR	5.62m	18-5¼ (1.2)	3/22/25	4.5	0.45	4.95
WITTENBERG TFRI Team Total								11.61	



116

Buffalo State

SUNYAC

▼

31

LW: 85

117 **Occidental**  **24**
SCIAC LW: 93

118

Kenyon

NCAC

▼

18

LW: 100

119

Keene State

Little East

▼

24

LW: 95

120 Dickinson  **31**
Centennial LW: 89

121 Nazareth
Empire 8 LW:

122 King's College (Pa.)  **31**
MAC LW: 91

Event	NQR	Athlete	Yr	Season Qual. Best	Date	Pl. Pts.	Bonus	TOTAL
Scored bests come from CURRENT qualifying season								
► HJ	20	Madison ARMITAGE	SR	1.62m 5-3¾	4/4/25	3	0.42	3.42
► SP	20	Brandy VARNER	JR	12.90m 42-4	4/4/25	3	0.20	3.20
► DISC	27	Brandy VARNER	JR	42.02m 137-11	3/22/25	0.85	0.10	0.95
► HT	23	Katelyn SHOEMAKER	JR	50.10m 164-5	3/29/25	1.5	0.19	1.69
► HT	39	Caitlin KIRK	SO	48.02m 157-7	3/29/25	0.275	0.00	0.28
KING'S COLLEGE (PA.) TFRI Team Total								9.55



Only those who score >0.01 pts are shown

D denotes multiple-event rule in affect

WOMEN — 2025 Checkpoint #2, April 8

123 Springfield (Mass.)
NEWMAC

LW:

Event	NQR	Athlete	Yr	Season Qual. Best	Date	Pl. Pts.	Bonus	TOTAL
Scored bests come from CURRENT qualifying season								
▶ 100H	28	Katherine DEFOSSE	SO	14.89 (0.0)	4/7/25	0.8	0.16	0.96
▶ HJ	23	Autumn BACIK	FR	1.61m 5-3¼	4/7/25	1.5	0.26	1.76
▶ TJ	15	Samantha PAUL	SR	11.61m 38-1¼ (0.0)	4/7/25	6	0.69	6.69
▶ SP	45	Katelynn TAYLOR	SR	12.47m 40-11	4/7/25	0.125	0.00	0.13
SPRINGFIELD (MASS.) TFRI Team Total								9.53

124 **Salisbury**
C2C

▼ 6
LW: 118

Event	NQR	Athlete	Yr	Season Qual. Best	Date	Pl. Pts.	Bonus	TOTAL	
Scored bests come from CURRENT qualifying season									
► 5000m	16	Anna BODMER	SO	17:21.36	4/5/25	5	0.49	5.49	
► 10,000m	35	Anna BODMER	SO	37:36.28	3/15/25	0.45	0.00	0.45	
► 4x100	25	Emma Christman, Marlyse Haack, Lilly Williams, Karia Forvil		48.10	4/5/25	0.95	0.05	1.00	
► 4x400	35	Lilly Williams, Marlyse Haack, Karia Forvil, Emma Smyser		4:03.36	3/15/25	0.45	0.00	0.45	
► LJ	26	Mia HILL	JR	5.57m	18-3¼ (-0.9)	3/29/25	0.9	0.22	1.12
► LJ	47	Marlyse HAACK	JR	5.39m	17-8¼ (0.9)	3/8/25	0.075	0.00	0.08
► TJ	28	Emma CHRISTMAN	JR	11.37m	37-3¾ (1.1)	4/5/25	0.8	0.09	0.89
SALISBURY TFRI Team Total								9.47	

125 **Hartford**
CNE

LW:

Event	NQR	Athlete	Yr	Season Qual. Best	Date	Pl. Pts.	Bonus	TOTAL
Scored bests come from CURRENT qualifying season								
▶ 100H	39	Cali LEONARD	SR	15.06 (-0.2)	4/6/25	0.275	0.00	0.28
▶ HJ	13	Jordan MURPHY	SO	1.63m 5-4¼	4/6/25	8	0.59	8.59
HARTFORD TFRI Team Total								8.86

126 **St. John Fisher**
Empire 8

LW:

Event	NQR	Athlete	Yr	Season Qual. Best	Date	Pl. Pts.	Bonus	TOTAL
Scored bests come from CURRENT qualifying season								
▶ 100H	17	Ciarra FRANZ	SR	14.64w (3.7)	4/5/25	4.5	0.61	5.11
▶ 4x400	27	Emma Wright, Grace Wright, Sophia Leach, Abigail Dorunda		4:00.53	4/5/25	0.85	0.00	0.85
▶ LJ	21	Veronica DUELL	SR	5.60m 18-4½ (-2.1)	4/5/25	2.5	0.36	2.86
ST. JOHN FISHER TFRI Team Total								8.81

127 Southwestern (Texas) SCAC

45
LW: 82

Event	NQR	Athlete	Yr	Season Qual. Best	Date	Pl. Pts.	Bonus	TOTAL	
Scored bests come from CURRENT qualifying season									
▶ 400H	14	Arden NEFF	SR	1:03.27	3/29/25	7	0.72	7.72	
▶ TJ	29	Ella LEWIS	SO	11.35m	37-3 (1.8)	3/29/25	0.75	0.04	0.79
SOUTHWESTERN (TEXAS) TFRI Team Total								8.51	

128 **Wooster**
NCAC

34
LW: 94

Event	NQR	Athlete	Yr	Season Qual. Best	Date	Pl. Pts.	Bonus	TOTAL
Scored bests come from CURRENT qualifying season								
► 100H	14	Daysia HARGRAVE	SR	14.54w (2.2)	3/22/25	7	0.79	7.79
WOOSTER TFR! Team Total								7.79

129 **Hamline**
MIAC

LW:

Event	NQR	Athlete	Yr	Season Qual. Best	Date	Pl. Pts.	Bonus	TOTAL
Scored bests come from CURRENT qualifying season								
► HT	14	Lexi BRAINER	SR	50.80m	166-8	4/5/25	7 0.42	7.42
HAMLINE TFRI Team Total								7.42



Only those who score >0.01 pts are shown

D denotes multiple-event rule in affect

130 **NYU**  **27**
UAA LW: 103

131 Christopher Newport  **35**
C2C LW: 96

132 **SUNY Cortland**  **33**
SUNYAC LW: 99

133 **Moravian**  **24**
Landmark LW: 109

134

Suffolk

CNE

▲ 50

LW: 184

135 **Millikin**  **49**
 CCIW LW: 86

136

Concordia Moorhead

MIAC

▲ 15

LW: 151

137 **Rhode Island College**  **10**
Little East LW: 127

Event	NQR	Athlete	Yr	Season Qual. Best	Date	Pl. Pts.	Bonus	TOTAL
Scored bests come from CURRENT qualifying season								
▶ 200m	43	Trinity HAYES	SR	25.04 (0.9)	4/4/25	0.175	0.03	0.20
▶ 400m	39	Trinity HAYES	SR	57.88	4/4/25	0.275	0.07	0.35
▶ 10,000m	18	Haley OLIVER	JR	36:40.50	3/29/25	4	0.40	4.40
RHODE ISLAND COLLEGE TFRI Team Total								4.95



Only those who score >0.01 pts are shown

D denotes multiple-event rule in affect

WOMEN — 2025 Checkpoint #2, April 8

138

Eastern Connecticut State

Little East

▼

26

LW: 112

139


Saint Benedict

MIAC

▼

37

LW: 102

140 Berea (Ky.)  **50**
HCAC LW: 190

141 **Utica**  **37**
 Empire 8 LW: 104

142 Carnegie Mellon  **37**
UAA LW: 105

143 **Otterbein**  **27**
OAC LW: 116

144 **Messiah**  **4**
MAC LW: 140

145

Denison

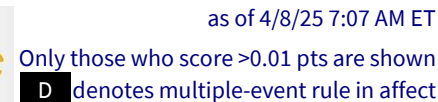
NCAC

▼

44

LW: 101

Event	NQR	Athlete	Yr	Season Qual. Best	Date	Pl. Pts.	Bonus	TOTAL
Scored bests come from CURRENT qualifying season								
▶ 200m	50	Anaya JOLIVETTE	SR	25.12 (1.6)	4/5/25	0.01	0.00	0.01
▶ 400H	28	Emily BRENNAN	JR	1:04.94	3/30/25	0.8	0.14	0.94
▶ SP	23	Sydney FLORES	JR	12.88m 42-3¼	3/30/25	1.5	0.17	1.67
DENISON TFRI Team Total								2.62



146 **Vassar**  **24**
Liberty League LW: 122

147 **DeSales**  **12**
 MAC LW: 135

148 Wesleyan (Conn.)
NESCAC LW:

149 **UW-Platteville**  **39**
WIAC LW: 188

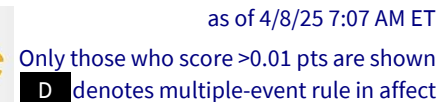
150 **Bridgewater State**  **43**
 MASCAC LW: 107

151 **Swarthmore**  **37**
Centennial LW: 114

152 **Westfield State**  **33**
 MASCAC LW: 119

153 **Misericordia**  **32**
MAC LW: 121

Event	NQR	Athlete	Yr	Season Qual, Best	Date	Pl. Pts.	Bonus	TOTAL
Scored bests come from CURRENT qualifying season								
► 5000m	24	Grace GALLAGHER	JR	17:27.09	3/29/25	1	0.32	1.32
► 5000m	36	Brianna WAGNER	SR	17:34.97	3/22/25	0.4	0.08	0.48
MISERICORDIA TFR1 Team Total								1.80



154 **Methodist**  **11**
USA South LW: 165

155 **Endicott**  **47**
CNE LW: 108

155 **Virginia Wesleyan**  **3**
 ODAC LW: 158

157 **Arcadia**  **31**
MAC LW: 126

158 **Goucher**  **38**
Landmark LW: 120

159 Lebanon Valley  **21**
MAC LW: 138

160 **Juniata**  **50**
Landmark LW: 110

161 **RIT**  **17**
Liberty League LW: 178

162 **Ursinus**
Centennial  **8**
LW: 170

Event	NQR	Athlete	Yr	Season Qual. Best	Date	Pl. Pts.	Bonus	TOTAL
Scored bests come from CURRENT qualifying season								
▶ 100H	44	Kaelin RYAN	JR	15.14 (-0.1)	4/5/25	0.15	0.00	0.15
▶ LJ	34	Samantha WECHSLER	SO	5.47m 17-11½ (1.3)	4/5/25	0.5	0.00	0.50
▶ TJ	29	Samantha WECHSLER	SO	11.35m 37-3 (1.3)	4/5/25	0.75	0.04	0.79
URSINUS TFRI Team Total								1.44



Only those who score >0.01 pts are shown

D denotes multiple-event rule in affect

WOMEN — 2025 Checkpoint #2, April 8

163 **Drew**
Landmark

▼ 24
LW: 139

Event	NQR	Athlete	Yr	Season Qual. Best	Date	Pl. Pts.	Bonus	TOTAL
Scored bests come from CURRENT qualifying season								
▶ 400m	31	Emily CAMLET	JR	57.65	3/29/25	0.65	0.18	0.83
▶ LJ	33	Sage HENDERSHOT	SO	5.49m	18-¼ (-1.2)	0.55	0.00	0.55
DREW TFRI Team Total								1.38

164 Augsburg
MIAC

▼ **33**
LW: 131

Event	NQR	Athlete	Yr	Season Qual. Best	Date	Pl. Pts.	Bonus	TOTAL
Scored bests come from CURRENT qualifying season								
► 400m	26	Allison HOOKOM	JR	57.49	3/22/25	0.9	0.26	1.16
AUGSBURG TFRI Team Total								1.16

165 **New Jersey City**
NJAC

▼ **36**
LW: 129

Event	NOR	Athlete	Yr	Season Qual. Best	Date	Pl. Pts.	Bonus	TOTAL
Scored bests come from CURRENT qualifying season								
► 100m	50	Reyanna HENDERSON	SR	12.24 (1.0)	3/29/25	0.01	0.00	0.01
► 200m	26	Reyanna HENDERSON	SR	24.87w (2.4)	3/29/25	0.9	0.25	1.15
NEW JERSEY CITY TFRI Team Total								1.16

166 **Gettysburg**
Centennial

▲ 17
LW: 183

Event	NQR	Athlete	Yr	Season Qual. Best	Date	Pl. Pts.	Bonus	TOTAL
Scored bests come from CURRENT qualifying season								
► Steeple	50	Francesca PROTO	SR	11:34.62	3/23/25	0.01	0.00	0.01
► 10,000m	27	Gabrielle THIRY	FR	37:24.49	4/5/25	0.85	0.00	0.85
► 10,000m	39	Elyse TANCINI	SO	38:02.83	4/5/25	0.275	0.00	0.28
GETTYSBURG TFRI Team Total								1.14

167 **RPI**
Liberty League

LW:

Event	NQR	Athlete	Yr	Season Qual. Best	Date	Pl. Pts.	Bonus	TOTAL
Scored bests come from CURRENT qualifying season								
► Steeple	25	Claudia WOLF	JR	11:17.97	4/5/25	0.95	0.18	1.13
RPI TFRI Team Total								1.13

168 York (Pa.)
MAC

▼ **35**
LW: 133

Event	NQR	Athlete	Yr	Season Qual. Best	Date	Pl. Pts.	Bonus	TOTAL
Scored bests come from CURRENT qualifying season								
► 400H	26	Payton MANN	SR	1:04.83	3/29/25	0.9	0.18	1.08
YORK (PA.) TFR1 Team Total								1.08

169 Washington & Jefferson
PAC

▼ 32
LW: 137

Event	NQR	Athlete	Yr	Season Qual. Best	Date	Pl. Pts.	Bonus	TOTAL
Scored bests come from CURRENT qualifying season								
► 5000m	28	Claire ANDERSON	JR	17:29.00	3/29/25	0.8	0.26	1.06
WASHINGTON & JEFFERSON TFRI Team Total								1.06

170 Illinois College
MWC

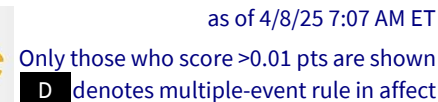
22
LW: 192

Event	NQR	Athlete	Yr	Season Qual. Best	Date	Pl. Pts.	Bonus	TOTAL
Scored bests come from CURRENT qualifying season								
► 100H	27	Aleese TRIMINGHAM	SO	14.87w (3.1)	4/4/25	0.85	0.19	1.04
ILLINOIS COLLEGE TFRI Team Total								1.04

171 **Rhodes**
SAA

▼ 39
LW: 132

Event	NQR	Athlete	Yr	Season Qual. Best	Date	Pl. Pts.	Bonus	TOTAL
Scored bests come from CURRENT qualifying season								
▶ 100m	28	Olivia FREEMAN	JR	12.11w (2.8)	3/29/25	0.8	0.16	0.96
▶ JAV	47	Evan DUET	SR	36.82m 120-10	3/15/25	0.075	0.00	0.08
RHODES TFR1 Team Total								1.04



172 **Albion**  **8**
MIAA LW: 164

173 **Alma**  **50**
MIAA LW: 123

174 **Smith**
NEWMAC

175 **Brandeis**  **16**
UAA LW: 159

176

Grinnell

MWC

▼

48

LW: 128

177

Concordia Wisconsin

NACC

▼

41

LW: 136

178

Concordia Chicago

NACC

▼

44

LW: 134

179

St. Scholastica

MIAC

▼

54

LW: 125

179

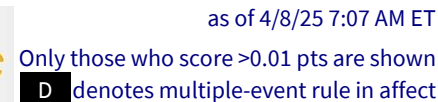
Worcester State

MASCAC

▲ 15

LW: 194

Event	NOR	Athlete	Yr	Season Qual. Best	Date	Pl. Pts.	Bonus	TOTAL
Scored bests come from CURRENT qualifying season								
► LJ	30	Ciara ADU-ADDO	SO	5.51mw	18-1 (2.2)	4/4/25	0.7	0.00
WORCESTER STATE TFRI Team Total								0.70



181 Eastern (Pa.)  **8**
MAC LW: 173

182 **Edgewood**
NACC LW:

183

UW-Stevens Point

WIAC

▼

9

LW: 174

184 Buena Vista  **8**
American Rivers LW: 192

185 **SUNY Oneonta**  **16**
SUNYAC LW: 169

186 **Franklin & Marshall**  **40**
Centennial LW: 146

187

Trinity (Conn.)

NESCAC

▲ 11

LW: 198

188 **Mount Holyoke**  **32**
NEWMAC LW: 156

189

Marymount (Va.)

AEC

▼

40

LW: 149

Event	NOR	Athlete	Yr	Season Qual. Best	Date	Pl. Pts.	Bonus	TOTAL
Scored bests come from CURRENT qualifying season								
► 400m	37	Ilana HAWKINS	SO	57.84	3/29/25	0.35	0.09	0.44
MARYMOUNT (VA.) TFRI Team Total								0.44



Only those who score >0.01 pts are shown

D denotes multiple-event rule in affect

WOMEN — 2025 Checkpoint #2, April 8

190 **Oglethorpe**
SAA

▼ 27
LW: 163

OGLETHORPE TFRI Team Total	0.43
-----------------------------------	-------------

191 **Brevard (N.C.)**
USA South

▼ 39
LW: 152

BREVARD (N.C.) TFR1 Team Total	0.40
---------------------------------------	-------------

192 **Hood**
MAC

▼ 35
LW: 157

HOOD TFRI Team Total	0.35
-----------------------------	-------------

193 **Benedictine (Ill.)**
NACC

▼ 32
LW: 161

BENEDICTINE (ILL.) TFR1 Team Total	0.30
---	-------------

193 **Fredonia**
SUNYAC

LW:

FREDONIA TFRI Team Total	0.30
---------------------------------	-------------

195 **UT Dallas**
ASC

▼ 42
LW: 153

UT DALLAS TFRI Team Total	0.29
----------------------------------	-------------

196 Emmanuel (Mass.)
GNAC

LW:

EMMANUEL (MASS.) TFR1 Team Total	0.28
---	-------------

197 **Marywood**
AEC

LW:

MARYWOOD TFRI Team Total	0.25
---------------------------------	-------------



Only those who score >0.01 pts are shown

D denotes multiple-event rule in affect

WOMEN — 2025 Checkpoint #2, April 8

198 **Johnson & Wales (R.I.)**
Independent

LW:

Event	NQR	Athlete	Yr	Season Qual. Best	Date	Pl. Pts.	Bonus	TOTAL	
Scored bests come from CURRENT qualifying season									
► JAV	41	Katelyn O'BRIEN	FR	37.01m	121-5	4/4/25	0.225	0.00	0.23
JOHNSON & WALES (R.I.) TFRI Team Total									0.23

199 **Geneva**  **37**
PAC LW: 162

LW: 162

Event	NQR	Athlete	Yr	Season Qual. Best	Date	Pl. Pts.	Bonus	TOTAL
Scored bests come from CURRENT qualifying season								
► 5000m	42	Carmen MEDVIT	JR	17:37.48	3/15/25	0.2	0.01	0.21
GENEVA TFRI Team Total								0.21

200

MSOE

NACC

▼

55

LW: 145

LW: 145

Event	NQR	Athlete	Yr	Season Qual. Best	Date	Pl. Pts.	Bonus	TOTAL	
Scored bests come from CURRENT qualifying season									
► SP	43	Katrina WAWRZYN	SR	12.51m	41-½	3/29/25	0.175	0.00	0.18
► HT	49	Kylie CRUM	JR	47.26m	155-1	3/29/25	0.025	0.00	0.03
MSOE TFRI Team Total									0.20

201

Manhattanville

Skyline

▼

46

LW: 155

LW: 155

Event	NQR	Athlete	Yr	Season Qual. Best	Date	Pl. Pts.	Bonus	TOTAL
Scored bests come from CURRENT qualifying season								
► DISC	43	Gabby BILLETZ	SO	40.91m	134-3	3/29/25	0.175	0.00
MANHATTANVILLE TFRI Team Total								0.18

201

Muhlenberg
Centennial

LW: 167

▼ 34

LW: 167

Event	NQR	Athlete	Yr	Season Qual. Best	Date	Pl. Pts.	Bonus	TOTAL
Scored bests come from CURRENT qualifying season								
► TJ	43	Shanice WILLIAMS	JR	11.14mw	36-6¾ (2.5)	3/30/25	0.175	0.00
MUHLENBERG TFRI Team Total								0.18

201 **Randolph**
ODAC

▼ 27
LW: 174

LW: 174

Event	NQR	Athlete	Yr	Season Qual. Best	Date	Pl. Pts.	Bonus	TOTAL
Scored bests come from CURRENT qualifying season								
► HEPT	43	Kendra SMITH	SR	1,694	3/22/25	0.175	0.00	0.18
RANDOLPH TFRI Team Total								0.18

204 **Huntingdon (Ala.)**
CCS

LW:

Event	NQR	Athlete	Yr	Season Qual. Best	Date	Pl. Pts.	Bonus	TOTAL
Scored bests come from CURRENT qualifying season								
► HEPT	44	Aleah VESS	SR	1,581	4/5/25	0.15	0.00	0.15
HUNTINGDON (ALA.) TFRI Team Total								0.15

204

Saint Vincent

PAC

18

LW: 186

LW: 186

Event	NQR	Athlete	Yr	Season Qual. Best	Date	Pl. Pts.	Bonus	TOTAL
Scored bests come from CURRENT qualifying season								
► 10,000m	44	Kristen PRINCE	JR	38:23.81	3/22/25	0.15	0.00	0.15
SAINT VINCENT TFRI Team Total								0.15

206

Texas Lutheran

SCAC

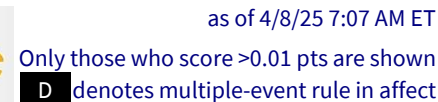
▼

64

LW: 142

LW: 142

Event	NQR	Athlete	Yr	Season Qual. Best	Date	Pl. Pts.	Bonus	TOTAL
Scored bests come from CURRENT qualifying season								
► 4x400	45	Kathryn Kostelnik, Sage Bartlett, Ciarah Garcia, Kamilah Tanner		4:04.48	3/22/25	0.125	0.00	0.13
► DISC	50	Julissa RODRIGUEZ	SR	40.54m 133-0	3/22/25	0.01	0.00	0.01
TEXAS LUTHERAN TFRI Team Total								0.14



WOMEN — 2025 Checkpoint #2, April 8

207 **Adrian**
MIAA

LW:

Scored bests come from CURRENT qualifying season

ADRIAN TFR1 Team Total 0.13

207

Alvernia

MAC

▼

30

LW: 177

LW: 177

Scored bests come from CURRENT qualifying season

ALVERNIA TFR Team Total 0.13

207 **Cornell College**
MWC

LW:

Scored bests come from CURRENT qualifying season

CORNELL COLLEGE TFRI Team Total 0.13

210 Principia  **44**
SLIAC LW: 166

LW: 166

Scored bests come from CURRENT qualifying season

PRINCIPIA TFRI Team Total 0.10

211 **Emerson**
Independent

LW:

Scored bests come from CURRENT qualifying season

EMERSON TFRI Team Total 0.01