



2018 Indoor Track & Field, Week #7

Only those who score >0.01 pts are shown
D denotes multiple-event rule in affect

MEN

1



Texas Tech

Big 12 Conference

unch

Event	Scrd As	Athlete	Yr	Scored Mark	Date	Pl. Pts.	Bonus	TOTAL
Scored bests come from CURRENT season								
60m	6	Divine ODUDURU	FR	6.60cA 6.58	2/2/18	10	1.16	11.16
60m	13	Andrew HUDSON	JR	6.62	2/23/18	3	0.75	3.75
200m	1	Divine ODUDURU	FR	20.25cA 20.18	2/2/18	20	4.00	24.00
200m	4	Andrew HUDSON	JR	20.49cA 20.42	2/2/18	14	1.90	15.90
800m	9	Vincent CRISP	JR	1:47.70cA 1:48.01	1/26/18	7	0.99	7.99
4x400	13	Mathis, Champlin, Jones, Oduduru		3:05.62cA 3:05.18	2/9/18	0.9	0.75	1.65
HJ	1	Trey CULVER	SR	2.33m 7-7½	1/13/18	20	5.58	25.58
PV	11	Brandon BRAY	SO	5.50m 18-½	2/9/18	5	0.36	5.36
PV	11	Drew MCMICHAEL	JR	5.50m 18-½	2/16/18	5	0.36	5.36
LJ	2	Charles BROWN	JR	8.03m 26-4½	1/13/18	18	3.02	21.02
TJ	8	Charles BROWN	JR	16.30m 53-5½	2/9/18	8	0.98	8.98
Team Total								130.74

2



Georgia

Southeastern Conference

▲ 3

Event	Scrd As	Athlete	Yr	Scored Mark	Date	Pl. Pts.	Bonus	TOTAL
Scored bests come from CURRENT season								
60m	11	Kendal WILLIAMS	JR	6.61	2/9/18	5	0.95	5.95
60m	13	Cejhae GREENE	SR	6.62	2/9/18	3	0.75	3.75
H60m	14	Michael NICHOLLS	JR	7.76	2/9/18	2	0.25	2.25
HJ	3	Keenon LAINE	JR	2.27m 7-5½	1/6/18	16	2.32	18.32
HJ	5	Darius CARBIN	SO	2.24m 7-4½	2/24/18	12	0.89	12.89
SP	4	Denzel COMENENTIA	JR	20.44m 67-¾	2/9/18	14	1.71	15.71
WT	2	Denzel COMENENTIA	JR	23.71m 77-9½	2/24/18	18	3.69	21.69
HEPT	4	Karl SALURI	SR	5,866	1/26/18	14	1.78	15.78
HEPT	10	Johannes ERM	FR	5,716	2/24/18	6	0.17	6.17
Team Total								102.50

3



Florida

Southeastern Conference

▼ 1

Event	Scrd As	Athlete	Yr	Scored Mark	Date	Pl. Pts.	Bonus	TOTAL
Scored bests come from CURRENT season								
H60m	1	Grant HOLLOWAY	SO	7.42	2/9/18	20	6.14	26.14
4x400	2	Fasasi, Holloway, Sawyers, Vedel		3:02.23	2/9/18	18	2.88	20.88
LJ	5	Grant HOLLOWAY	SO	7.97m 26-1¾	1/26/18	12	1.68	13.68
LJ	10	KeAndre BATES	SR	7.88m 25-10¾	1/26/18	6	0.33	6.33
TJ	2	KeAndre BATES	SR	16.48m 54-1	1/26/18	18	3.10	21.10
TJ	13	Clayton BROWN	SO	16.08m 52-9¾	2/24/18	3	0.00	3.00
WT	8	AJ MCFARLAND	JR	22.20m 72-10	2/9/18	8	0.41	8.41
WT	16	Thomas MARDAL	FR	21.71m 71-2¾	2/9/18	1.25	0.00	1.25
Team Total								100.79

4



Arkansas

Southeastern Conference

▼ 1

Event	Scrd As	Athlete	Yr	Scored Mark	Date	Pl. Pts.	Bonus	TOTAL
Scored bests come from CURRENT season								
60m	4	Kenzo COTTON	SR	6.59	2/9/18	14	1.36	15.36
200m	10	Kenzo COTTON	SR	20.61	2/24/18	6	0.87	6.87
400	3	Obi IGBOKWE	JR	45.38	2/9/18	16	2.18	18.18
400	16	Rhayko SCHWARTZ	JR	46.08	2/16/18	1.25	0.35	1.60
3000m	5	Cameron GRIFFITH	SO	7:49.78 OT	2/9/18	12	1.52	13.52
5000m	10	Jack BRUCE	SR	13:43.34 OT	2/9/18	6	1.10	7.10
4x400	5	Schwartz, Igbokwe, Stephen, Mowatt		3:04.53	2/24/18	12	1.27	13.27
HJ	10	Jah-Nhai PERINCHIEF	JR	2.22m 7-3¾	2/16/18	6	0.34	6.34
LJ	11	Laquan NAIRN	SO	7.87m 25-10	1/26/18	5	0.22	5.22
HEPT	7	Gabe MOORE	JR	5,777	1/26/18	9	0.82	9.82
Team Total								97.28

"Scrd As", short for "Scored As", Standing used for place points portion of performance's score combining preseason data (when applied) to current season data

Numbers in BLACK are both the performance's actual NCAA rank AND "scored as" rank Numbers in RED indicate actual NCAA rank does not exist or is worse than "scored as" rank Numbers in BLUE indicate actual NCAA rank is better than "scored as" rank

USTFCCCA Non-Member

Non-Member Schools Will NOT be ranked, beginning Week 2



2018 Indoor Track & Field, Week #7

Only those who score >0.01 pts are shown
D denotes multiple-event rule in affect

MEN

5



Southern California

Mountain Pacific Sports Federation

▼ 1

Event	Scrd As	Athlete	Yr	Scored Mark		Date	Pl. Pts.	Bonus	TOTAL
Scored bests come from CURRENT season									
▶ 60m	11	Alexander BARNUM	SO	6.61		2/9/18	5	0.95	5.95
▶ 200m	6	Rai BENJAMIN	JR	20.55		2/16/18	10	1.38	11.38
▶ 400	1	Michael NORMAN	SO	45.00		2/9/18	20	3.41	23.41
▶ 400	13	Ricky MORGAN JR	SR	45.96 OT		2/23/18	3	0.53	3.53
▶ 400	13	Zach SHINNICK	FR	45.96 OT		2/23/18	3	0.53	3.53
▶ 4x400	1	Shinnick, Benjamin, Morgan Jr, Norman		3:01.98		2/9/18	20	3.07	23.07
▶ HJ	4	Randall CUNNINGHAM	SR	2.26m	7-5	2/9/18	14	1.78	15.78
▶ SP	11	Nicholas PONZIO	SR	19.62m	64-4½	2/23/18	5	0.00	5.00
Team Total									91.66

6



Texas A&M

Southeastern Conference

unch

Event	Scrd As	Athlete	Yr	Scored Mark	Date	Pl. Pts.	Bonus	TOTAL	
Scored bests come from CURRENT season									
▶ 400	8	Robert GRANT	SR	45.84	2/24/18	8	0.72	8.72	
▶ 400	10	Mylik KERLEY	SR	45.88	2/24/18	6	0.66	6.66	
▶ 800m	5	Devin DIXON	SO	1:47.37	2/9/18	12	1.42	13.42	
▶ 4x400	3	Izu, Grant, Dixon, Kerley		3:02.35	2/24/18	16	2.80	18.80	
▶ PV	5	Jacob WOOTEN	JR	5.60m	18-4½	2/9/18	12	1.65	13.65
▶ PV	8	Audie WYATT	SR	5.52m	18-1½	1/20/18	8	0.57	8.57
▶ LJ	4	Will WILLIAMS	SR	7.99m	26-2½	2/24/18	14	2.13	16.13
Team Total								85.94	

7



Florida State

Atlantic Coast Conference

unch

Event	Scrd As	Athlete	Yr	Scored Mark		Date	Pl. Pts.	Bonus	TOTAL
Scored bests come from CURRENT season									
▶ 60m	1	Andre EWERS	JR	6.52		1/19/18	20	2.83	22.83
▶ 200m	9	Andre EWERS	JR	20.60		2/22/18	7	0.95	7.95
▶ H60m	7	Trey CUNNINGHAM	FR	7.70		2/22/18	9	0.93	9.93
▶ LJ	3	Corion KNIGHT	SR	8.02m	26-3½	2/9/18	16	2.80	18.80
▶ LJ	14	Kenneth FISHER	SR	7.81m	25-7½	2/9/18	2	0.00	2.00
▶ TJ	7	Armani WALLACE	JR	16.33m	53-7	2/22/18	9	1.31	10.31
▶ SP	6	Austin DROOGSMA	SR	20.10m	65-11½	2/17/18	10	0.83	10.83
Team Total								82.66	

8



Alabama

Southeastern Conference

unch

Event	Scrd As	Athlete	Yr	Scored Mark		Date	Pl. Pts.	Bonus	TOTAL
Scored bests come from CURRENT season									
▶ 5000m	3	Vincent KIPROP	JR	13:40.97	OT	2/9/18	16	1.51	17.51
▶ 5000m	15	Gilbert KIGEN	JR	13:46.28	OT	2/9/18	1.5	0.59	2.09
▶ H60m	2	Ruebin WALTERS	SR	7.61		2/9/18	18	2.57	20.57
▶ HJ	5	Shelby MCEWEN	SO	2.24m	7-4½	2/24/18	12	0.89	12.89
▶ SP	7	Kord FERGUSON	JR	20.06m	65-9½	2/24/18	9	0.74	9.74
▶ WT	7	Daniel HAUGH	JR	22.81m	74-10	2/24/18	9	1.52	10.52
Team Total								73.31	

9



Ohio State

Big Ten Conference

▲ 1

Event	Scrd As	Athlete	Yr	Scored Mark		Date	Pl. Pts.	Bonus	TOTAL
Scored bests come from CURRENT season									
▶ 200m	2	Nick GRAY	JR	20.45	OT	2/23/18	18	2.25	20.25
▶ 4x400	8	Burke, Gray, Bramwell, Jeff		3:05.09	OT	2/23/18	6	1.00	7.00
▶ PV	16	Cole GORSKI	SR	5.47m	17-11½	2/9/18	1.25	0.05	1.30
▶ LJ	1	Zack BAZILE	SR	8.13m	26-8½	2/9/18	20	5.26	25.26
▶ SP	5	Nicholas DEMALINE	SR	20.24m	66-5	2/23/18	12	1.17	13.17
Team Total									66.98

10



Houston

American Athletic Conference

▲ 1

Event	Scrd As	Athlete	Yr	Scored Mark	Date	Pl. Pts.	Bonus	TOTAL
Scored bests come from CURRENT season								
60m	3	Elijah HALL	SR	6.58	2/9/18	16	1.57	17.57
200m	5	Elijah HALL	SR	20.51	2/2/18	12	1.73	13.73
400	5	Kahmari MONTGOMERY	JR	45.53	2/23/18	12	1.70	13.70
4x400	4	Lattin, Hall, Burke, Montgomery		3:04.18	2/9/18	14	1.45	15.45
HEPT	11	Nathaniel MECHLER	SO	5,703	2/23/18	5	0.03	5.03
Team Total								65.47

"Scrd As", short for "Scored As", Standing used for place points portion of performance's score combining preseason data (when applied) to current season data

Numbers in BLACK are both the performance's actual NCAA rank AND "scored as" rank Numbers in RED indicate actual NCAA rank does not exist or is worse than "scored as" rank Numbers in BLUE indicate actual NCAA rank is better than "scored as" rank

USTFCCCA Non-Member

Non-Member Schools Will NOT be ranked, beginning Week 2



2018 Indoor Track & Field, Week #7

Only those who score >0.01 pts are shown
D denotes multiple-event rule in affect

MEN

11



TCU

Big 12 Conference

▲ 2

Event	Scrd As	Athlete	Yr	Scored Mark	Date	Pl. Pts.	Bonus	TOTAL
Scored bests come from CURRENT season								
▶ 60m	13	Jalen MILLER	SR	6.62cA 6.60	2/9/18	3	0.75	3.75
▶ 60m	13	Emeilo FERGUSON	SR	6.62cA 6.60	2/9/18	3	0.75	3.75
▶ 400	9	Derrick MOKALENG	SO	45.87cA 45.76	2/9/18	7	0.68	7.68
▶ 4x400	6	Andrews, Ogwo, McClanahan, Mokaleng		3:04.69cA 3:04.25	2/9/18	10	1.20	11.20
▶ LJ	8	Scotty NEWTON	SR	7.93m 26-¾	2/23/18	8	0.89	8.89
▶ TJ	1	Scotty NEWTON	SR	16.63m 54-6¾	2/23/18	20	4.90	24.90
▶ TJ	12	Chengetayi MAPAYA	FR	16.11m 52-10¾	2/23/18	4	0.00	4.00

Team Total 64.15

12



Virginia Tech

Atlantic Coast Conference

▼ 3

Event	Scrd As	Athlete	Yr	Scored Mark	Date	Pl. Pts.	Bonus	TOTAL
Scored bests come from CURRENT season								
▶ Mile	4	Vincent CIATTEI	SR	3:56.56cf 3:59.57	2/2/18	14	1.52	15.52
▶ Mile	5	Patrick JOSEPH	SR	3:56.58cf 3:59.59	2/2/18	12	1.51	13.51
▶ Mile	8	Neil GOURLEY	SR	3:57.19cf 4:00.21	2/2/18	8	1.12	9.12
▶ DMR	6	Gourley, Chiles, Joseph, Ciattei		9:28.59cf 9:36.31	2/16/18	10	1.51	11.51
▶ PV	11	Torben LAIDIG	SR	5.50m 18-½	2/22/18	5	0.36	5.36
▶ PV	11	Deakin VOLZ	JR	5.50m 18-½	2/22/18	5	0.36	5.36

Team Total 60.39

13



Syracuse

Atlantic Coast Conference

▼ 1

Event	Scrd As	Athlete	Yr	Scored Mark	Date	Pl. Pts.	Bonus	TOTAL
Scored bests come from CURRENT season								
▶ 3000m	1	Justyn KNIGHT	JR	7:45.86	2/3/18	20	2.82	22.82
▶ 5000m	2	Justyn KNIGHT	JR	13:39.59 OT	2/9/18	18	1.75	19.75
▶ H60m	6	Angelo GOSS	SR	7.69	1/13/18	10	1.11	11.11
▶ H60m	11	Matt MOORE	SO	7.74	2/22/18	5	0.42	5.42

Team Total 59.11

14



Penn State

Big Ten Conference

unch

Event	Scrd As	Athlete	Yr	Scored Mark	Date	Pl. Pts.	Bonus	TOTAL
Scored bests come from CURRENT season								
▶ 200m	8	Terrance LAIRD	FR	20.56 OT	2/23/18	8	1.30	9.30
▶ 800m	6	Isaiah HARRIS	JR	1:47.38 OT	2/9/18	10	1.40	11.40
▶ 4x400	9	Chisena, Smith, Miner, Harris		3:05.12 OT	2/23/18	5	0.99	5.99
▶ TJ	10	Bryce WILLIAMS	JR	16.24m 53-3¾	1/13/18	6	0.62	6.62
▶ WT	4	David LUCAS	SO	23.31m 76-5¾	2/23/18	14	2.43	16.43
▶ WT	12	Morgan SHIGO	JR	22.06m 72-4¾	2/23/18	4	0.15	4.15

Team Total 53.89

15



South Carolina

Southeastern Conference

unch

Event	Scrd As	Athlete	Yr	Scored Mark	Date	Pl. Pts.	Bonus	TOTAL
Scored bests come from CURRENT season								
▶ 200m	2	Ncincilili TITI	SR	20.45	1/19/18	18	2.25	20.25
▶ LJ	9	Yann RANDRIANASOLO	SR	7.89m 25-10¾	2/24/18	7	0.44	7.44
▶ SP	2	Josh AWOTUNDE	SR	21.33m 69-11¾	2/24/18	18	5.89	23.89

Team Total 51.58

16



Oregon

Mountain Pacific Sports Federation

▲ 1

Event	Scrd As	Athlete	Yr	Scored Mark	Date	Pl. Pts.	Bonus	TOTAL
Scored bests come from CURRENT season								
▶ Mile	7	Sam PRAKEL	SR	3:56.89 OT	2/9/18	9	1.31	10.31
▶ Mile	9	Reed BROWN	FR	3:57.23 OT	2/9/18	7	1.09	8.09
▶ Mile	14	Mick STANOVSEK	SO	3:57.90	1/26/18	2	0.67	2.67
▶ 3000m	10	James WEST	JR	7:51.23 OT	2/9/18	6	1.04	7.04
▶ 5000m	11	Tanner ANDERSON	SO	13:43.74 OT	2/9/18	5	1.03	6.03
▶ DMR	4	Brown, Emilien, Stanovsek, Prakel		9:27.17 OT	2/17/18	14	1.90	15.90

Team Total 50.04

"Scrd As", short for "Scored As", Standing used for place points portion of performance's score combining preseason data (when applied) to current season data

Numbers in BLACK are both the performance's actual NCAA rank AND "scored as" rank Numbers in RED indicate actual NCAA rank does not exist or is worse than "scored as" rank Numbers in BLUE indicate actual NCAA rank is better than "scored as" rank

USTFCCCA Non-Member

Non-Member Schools Will NOT be ranked, beginning Week 2



2018 Indoor Track & Field, Week #7

Only those who score >0.01 pts are shown
D denotes multiple-event rule in affect

MEN

17




Kentucky

Southeastern Conference

▲ 1

Event	Scrd As	Athlete	Yr	Scored Mark	Date	Pl. Pts.	Bonus	TOTAL
Scored bests come from CURRENT season								
200m	14	Dwight ST HILLAIRE	FR	20.73	1/19/18	2	0.16	2.16
5000m	7	Jacob THOMSON	SR	13:41.33 OT	2/9/18	9	1.45	10.45
H60m	8	Daniel ROBERTS	SO	7.71	12/8/17	8	0.76	8.76
HEPT	1	Tim DUCKWORTH	SR	6,071	1/19/18	20	5.18	25.18
Team Total								46.54

20



Clemson

Atlantic Coast Conference

▼ 1

Event	Scrd As	Athlete	Yr	Scored Mark	Date	Pl. Pts.	Bonus	TOTAL
Scored bests come from CURRENT season								
200m	15	Cordell LAMB	SR	20.74	2/22/18	1.5	0.12	1.62
400	7	Jeffrey GREEN	SR	45.82	2/22/18	9	0.78	9.78
800m	3	John LEWIS	JR	1:47.14	2/22/18	16	1.72	17.72
TJ	4	Jeremiah GREEN	SR	16.39m	53-9½ 2/22/18	14	2.02	16.02
Team Total								45.14

18



New Mexico

Mountain West Conference

▲ 2

Event	Scrd As	Athlete	Yr	Scored Mark	Date	Pl. Pts.	Bonus	TOTAL
Scored bests come from CURRENT season								
Mile	1	Josh KERR	SO	3:54.72	2/3/18	20	2.71	22.71
DMR	1	Crowe-Wright, Salcido, Wilson, Kerr		9:24.73cA 9:33.41	2/22/18	20	2.56	22.56
Team Total								45.27

21



Southern Utah

Big Sky Conference

unch

Event	Scrd As	Athlete	Yr	Scored Mark	Date	Pl. Pts.	Bonus	TOTAL
Scored bests come from CURRENT season								
Mile	3	Kasey KNEVELBAARD	SO	3:55.95cA OT 4:04.85	2/2/18	16	1.91	17.91
3000m	12	Mike TATE	SR	7:51.71 OT	2/9/18	4	0.89	4.89
5000m	1	Mike TATE	SR	13:37.33 OT	2/9/18	20	2.15	22.15
Team Total								44.95

19



Texas

Big 12 Conference

▼ 3

Event	Scrd As	Athlete	Yr	Scored Mark	Date	Pl. Pts.	Bonus	TOTAL
Scored bests come from CURRENT season								
Mile	15	Sam WORLEY	FR	3:58.04 OT	2/9/18	1.5	0.58	2.08
LJ	7	Steffin MCCARTER	JR	7.96m	26-1½ 2/23/18	9	1.45	10.45
LJ	13	O'Brien WASOME	SO	7.82m	25-8 12/9/17	3	0.00	3.00
TJ	3	O'Brien WASOME	SO	16.47m	54-½ 2/23/18	16	2.98	18.98
SP	9	Adrian PIPER	FR	19.83m	65-¾ 1/26/18	7	0.19	7.19
WT	15	Alan ZAPALAC	SR	21.80m	71-6½ 12/9/17	1.5	0.00	1.50
HEPT	14	George PATRICK	SO	5,657	1/26/18	2	0.00	2.00
Team Total								45.21

22



UTEP

Conference USA

▲ 1

Event	Scrd As	Athlete	Yr	Scored Mark	Date	Pl. Pts.	Bonus	TOTAL
Scored bests come from CURRENT season								
800m	1	Michael SARUNI	SO	1:44.89cA 1:45.19	1/26/18	20	4.73	24.73
Mile	2	Jonah KOECH	JR	3:55.81cA 4:01.06	2/9/18	18	2.00	20.00
Team Total								44.74

23



Colorado State

Mountain West Conference

▲ 5

Event	Scrd As	Athlete	Yr	Scored Mark	Date	Pl. Pts.	Bonus	TOTAL
Scored bests come from CURRENT season								
Mile	6	Cole ROCKHOLD	JR	3:56.85cA 4:02.13	2/22/18	10	1.34	11.34
3000m	7	Cole ROCKHOLD	JR	7:50.10 OT	2/9/18	9	1.41	10.41
5000m	13	Grant FISCHER	SR	13:44.24 OT	2/9/18	3	0.94	3.94
SP	3	Mostafa HASSAN	SR	20.62m 67-8	2/22/18	16	2.55	18.55
Team Total								44.24

"Scrd As", short for "Scored As", Standing used for place points portion of performance's score combining preseason data (when applied) to current season data

Numbers in BLACK are both the performance's actual NCAA rank AND "scored as" rank Numbers in RED indicate actual NCAA rank does not exist or is worse than "scored as" rank Numbers in BLUE indicate actual NCAA rank is better than "scored as" rank

USTFCCCA Non-Member

Non-Member Schools Will NOT be ranked, beginning Week 2



USTFCCCA NCAA Division I National Team Computer Rankings

as of 3/2/2018 10:45:13 AM

2018 Indoor Track & Field, Week #7

Only those who score >0.01 pts are shown
D denotes multiple-event rule in affect

MEN

24



Stanford

Mountain Pacific Sports Federation

unch

Event	Scrd As	Athlete	Yr	Scored Mark	Date	Pl. Pts.	Bonus	TOTAL
Scored bests come from CURRENT season								
3000m	3	Grant FISHER	SO	7:48.56 OT	2/9/18	16	1.92	17.92
5000m	14	Steven FAHY	JR	13:44.82 OT	2/9/18	2	0.84	2.84
DMR	3	McGorty, Brandt-Sims, Sathyamurthy, Fisher		9:26.91 OT	2/17/18	16	1.97	17.97
Team Total								38.73

25



Auburn

Southeastern Conference

2

Event	Scrd As	Athlete	Yr	Scored Mark	Date	Pl. Pts.	Bonus	TOTAL
Scored bests come from CURRENT season								
60m	6	Raheem CHAMBERS	SO	6.60	2/9/18	10	1.16	11.16
400	2	Akeem BLOOMFIELD	SO	45.02	2/9/18	18	3.34	21.34
400	15	Nathon ALLEN	FR	46.03	2/24/18	1.5	0.42	1.92
4x400	14	Ceneus, Burks, Allen, Bloomfield		3:06.09	2/24/18	0.8	0.52	1.32
Team Total								35.74

26



Wisconsin

Big Ten Conference

unch

Event	Scrd As	Athlete	Yr	Scored Mark	Date	Pl. Pts.	Bonus	TOTAL
Scored bests come from CURRENT season								
3000m	11	Oliver HOARE	SO	7:51.69 OT	2/9/18	5	0.89	5.89
DMR	5	Hardy, Ellis, Brown, Hoare		9:27.72 OT	2/17/18	12	1.75	13.75
HEPT	6	Trent NYTES	JR	5,810 OT	2/23/18	10	1.18	11.18
HEPT	13	Zachary LORBECK	SO	5,663 OT	2/23/18	3	0.00	3.00
Team Total								33.82

27



Indiana

Big Ten Conference

2

Event	Scrd As	Athlete	Yr	Scored Mark	Date	Pl. Pts.	Bonus	TOTAL
Scored bests come from CURRENT season								
800m	12	Daniel KUHN	SR	1:47.89 OT	2/9/18	4	0.74	4.74
3000m	8	Kyle MAU	SO	7:50.85 OT	2/9/18	8	1.17	9.17
DMR	7	Browning, Muncherji, Kuhn, Mau		9:28.62 OT	2/17/18	8	1.50	9.50
LJ	12	Treyton HARRIS	JR	7.86m 25-9½	2/9/18	4	0.10	4.10
WT	10	Andrew MILLER	SR	22.10m 72-6¼	2/17/18	6	0.22	6.22
Team Total								33.74

28



Illinois State

Missouri Valley Conference

2

Event	Scrd As	Athlete	Yr	Scored Mark	Date	Pl. Pts.	Bonus	TOTAL
Scored bests come from CURRENT season								
60m	6	Derrius RODGERS	SO	6.60	2/24/18	10	1.16	11.16
H60m	3	Jaylan MCCONICO	SO	7.64	2/24/18	16	2.02	18.02
H60m	12	Kentre PATTERSON	FR	7.75	2/24/18	4	0.33	4.33
Team Total								33.51

29



Michigan

Big Ten Conference

unch

Event	Scrd As	Athlete	Yr	Scored Mark	Date	Pl. Pts.	Bonus	TOTAL
Scored bests come from CURRENT season								
SP	14	Andrew LISKOWITZ	SO	19.36m 63-6¼	2/2/18	2	0.00	2.00
WT	3	Joseph ELLIS	JR	23.64m 77-6¼	2/23/18	16	3.44	19.44
WT	6	Grant CARTWRIGHT	SR	22.87m 75-½	2/23/18	10	1.63	11.63
Team Total								33.07

"Scrd As", short for "Scored As", Standing used for place points portion of performance's score combining preseason data (when applied) to current season data

Numbers in BLACK are both the performance's actual NCAA rank AND "scored as" rank Numbers in RED indicate actual NCAA rank does not exist or is worse than "scored as" rank Numbers in BLUE indicate actual NCAA rank is better than "scored as" rank

USTFCCCA Non-Member

Non-Member Schools Will NOT be ranked, beginning Week 2



USTFCCCA NCAA Division I National Team Computer Rankings

2018 Indoor Track & Field, Week #7

as of 3/2/2018 10:45:14 AM

Only those who score >0.01 pts are shown
D denotes multiple-event rule in affect

MEN

30



Kansas

Big 12 Conference

▲ 2

Event	Scrd As	Athlete	Yr	Scored Mark	Date	Pl. Pts.	Bonus	TOTAL
Scored bests come from CURRENT season								
800m	2	Bryce HOPPEL	SO	1:47.09 OT	2/9/18	18	1.78	19.78
4x400	16	Henry, Hartley, Cole, Daniels		3:06.76 OT	2/17/18	0.6	0.20	0.80
PV	7	Hussain ALHIZAM	JR	5.53m 18-1½	2/9/18	9	0.67	9.67
TJ	15	Barden ADAMS	SR	16.06m 52-8½	2/23/18	1.5	0.00	1.50
SP	16	Nicolai CEBAN	SR	19.30m 63-4	2/23/18	1.25	0.00	1.25
Team Total								33.00

33



Nebraska

Big Ten Conference

▼ 2

Event	Scrd As	Athlete	Yr	Scored Mark	Date	Pl. Pts.	Bonus	TOTAL
Scored bests come from CURRENT season								
H60m	5	Antoine LLOYD	SR	7.68	2/23/18	12	1.29	13.29
4x400	12	Bransby, Lucy, Mohammed, Neal		3:05.53 OT	2/23/18	1	0.79	1.79
HJ	8	Landon BARTEL	SR	2.23m 7-3½	1/20/18	8	0.61	8.61
HJ	12	Grant ANDERSON	SR	2.21m 7-3	2/2/18	4	0.06	4.06
TJ	13	Kaiwan CULMER	SR	16.08m 52-9½	2/23/18	3	0.00	3.00
Team Total								30.76

31



BYU

Mountain Pacific Sports Federation

▲ 4

Event	Scrd As	Athlete	Yr	Scored Mark	Date	Pl. Pts.	Bonus	TOTAL
Scored bests come from CURRENT season								
800m	13	Abraham ALVARADO	SR	1:47.98 OT	2/9/18	3	0.62	3.62
5000m	4	Rory LINKLETTER	JR	13:41.01 OT	2/9/18	14	1.50	15.50
5000m	6	Daniel CARNEY	JR	13:41.32 OT	2/9/18	10	1.45	11.45
5000m	16	Connor MCMILLAN	JR	13:46.71 OT	2/23/18	1.25	0.52	1.77
Team Total								32.35

34



Arizona

Mountain Pacific Sports Federation

▲ 3

Event	Scrd As	Athlete	Yr	Scored Mark	Date	Pl. Pts.	Bonus	TOTAL
Scored bests come from CURRENT season								
Mile	13	Carlos VILLARREAL	SO	3:57.64 OT	2/9/18	3	0.83	3.83
SP	1	Jordan GEIST	FR	21.45m 70-4½	1/26/18	20	6.45	26.45
Team Total								30.28

32



LSU

Southeastern Conference

▲ 2

Event	Scrd As	Athlete	Yr	Scored Mark	Date	Pl. Pts.	Bonus	TOTAL
Scored bests come from CURRENT season								
200m	11	Jaron FLOURNOY	JR	20.62	2/24/18	5	0.78	5.78
200m	13	Correion MOSBY	JR	20.70	2/24/18	3	0.29	3.29
H60m	12	Damion THOMAS	FR	7.75	1/26/18	4	0.33	4.33
4x400	7	Mosby, Flournoy, Howell, Thompson		3:04.92	1/26/18	8	1.08	9.08
HJ	10	JuVaughn BLAKE	FR	2.22m 7-3½	2/9/18	6	0.34	6.34
LJ	14	JuVaughn BLAKE	FR	7.81m 25-7½	2/16/18	2	0.00	2.00
Team Total								30.83

35



Northern Arizona

Big Sky Conference

▼ 2

Event	Scrd As	Athlete	Yr	Scored Mark	Date	Pl. Pts.	Bonus	TOTAL
Scored bests come from CURRENT season								
3000m	2	Andy TROUARD	SR	7:48.21 OT	2/9/18	18	2.03	20.03
3000m	16	Matthew BAXTER	SR	7:53.37 OT	2/9/18	1.25	0.36	1.61
5000m	9	Andy TROUARD	SR	13:42.16cA OT4:20.54	2/22/18	7	1.30	8.30
Team Total								29.95

36



Oklahoma

Big 12 Conference

▲ 5

Event	Scrd As	Athlete	Yr	Scored Mark	Date	Pl. Pts.	Bonus	TOTAL
Scored bests come from CURRENT season								
HJ	1	Vernon TURNER	FR	2.33m 7-7½	2/9/18	20	5.58	25.58
TJ	16	Papay GLAYWULU	FR	16.01m 52-6½	2/23/18	1.25	0.00	1.25
Team Total								26.83

"Scrd As", short for "Scored As", Standing used for place points portion of performance's score combining preseason data (when applied) to current season data

Numbers in BLACK are both the performance's actual NCAA rank AND "scored as" rank Numbers in RED indicate actual NCAA rank does not exist or is worse than "scored as" rank Numbers in BLUE indicate actual NCAA rank is better than "scored as" rank

USTFCCCA Non-Member

Non-Member Schools Will NOT be ranked, beginning Week 2



2018 Indoor Track & Field, Week #7

Only those who score >0.01 pts are shown
D denotes multiple-event rule in affect

MEN

37



South Dakota

The Summit League

▲ 1

Event	Scrd As	Athlete	Yr	Scored Mark	Date	Pl. Pts.	Bonus	TOTAL
Scored bests come from CURRENT season								
PV	1	Chris NILSEN	SO	5.80m	19-¾	2/16/18	20	5.71 25.71
Team Total								25.71

38



Utah State

Mountain West Conference

▼ 16

Event	Scrd As	Athlete	Yr	Scored Mark	Date	Pl. Pts.	Bonus	TOTAL
Scored bests come from CURRENT season								
800m	14	Clay LAMBOURNE	SR	1:48.13cA	1:48.74	2/22/18	2	0.43 2.43
3000m	15	Dillon MAGGARD	SR	7:52.99 OT		1/26/18	1.5	0.47 1.97
DMR	2	Beutler, Martin, Lambourne, Maggard		9:25.91cA	9:34.61	2/22/18	18	2.24 20.24
Team Total								24.64

39



NC State

Atlantic Coast Conference

▲ 4

Event	Scrd As	Athlete	Yr	Scored Mark	Date	Pl. Pts.	Bonus	TOTAL
Scored bests come from CURRENT season								
WT	1	Josh DAVIS	SR	23.83m	78-2¼	2/22/18	20	4.12 24.12
Team Total								24.12

40



Tennessee

Southeastern Conference

▲ 2

Event	Scrd As	Athlete	Yr	Scored Mark	Date	Pl. Pts.	Bonus	TOTAL
Scored bests come from CURRENT season								
200m	6	Mustaqem WILLIAMS	JR	20.55	2/24/18	10	1.38	11.38
400	6	Nathan STROTHER	SR	45.56	2/9/18	10	1.60	11.60
4x400	15	Williams, McConico, Harris, Strother		3:06.49	2/24/18	0.7	0.33	1.03
Team Total								24.02

41



Washington

Mountain Pacific Sports Federation

▼ 5

Event	Scrd As	Athlete	Yr	Scored Mark	Date	Pl. Pts.	Bonus	TOTAL
Scored bests come from CURRENT season								
3000m	4	Colby GILBERT	SR	7:49.42 OT	2/9/18	14	1.64	15.64
PV	9	Chase SMITH	JR	5.51m	18-1	2/11/18	7	0.46 7.46
Team Total								23.10

42



Akron

Mid-American Conference

▲ 2

Event	Scrd As	Athlete	Yr	Scored Mark	Date	Pl. Pts.	Bonus	TOTAL
Scored bests come from CURRENT season								
PV	2	Matthew LUDWIG	JR	5.66m	18-6¼	1/26/18	18	2.87 20.87
LJ	14	Jordan LATIMER	JR	7.81m	25-7½	2/2/18	2	0.00 2.00
Team Total								22.87

43



California

Mountain Pacific Sports Federation

▲ 2

Event	Scrd As	Athlete	Yr	Scored Mark	Date	Pl. Pts.	Bonus	TOTAL
Scored bests come from CURRENT season								
H60m	8	Ashtyn DAVIS	SR	7.71	2/23/18	8	0.76	8.76
TJ	9	Tuomas KAUKOLAHTI	JR	16.29m	53-5½	2/23/18	7	0.92 7.92
SP	10	McKay JOHNSON	FR	19.64m	64-5¼	1/26/18	6	0.00 6.00
Team Total								22.68

44



Michigan State

Big Ten Conference

▲ 2

Event	Scrd As	Athlete	Yr	Scored Mark	Date	Pl. Pts.	Bonus	TOTAL
Scored bests come from CURRENT season								
PV	5	Tim EHRHARDT	SR	5.60m	18-4¼	2/2/18	12	1.65 13.65
HEPT	8	Nick GUERRANT	SO	5,758 OT	2/23/18	8	0.62	8.62
Team Total								22.27

"Scrd As", short for "Scored As", Standing used for place points portion of performance's score combining preseason data (when applied) to current season data

Numbers in BLACK are both the performance's actual NCAA rank AND "scored as" rank Numbers in RED indicate actual NCAA rank does not exist or is worse than "scored as" rank Numbers in BLUE indicate actual NCAA rank is better than "scored as" rank

USTFCCCA Non-Member

Non-Member Schools Will NOT be ranked, beginning Week 2



2018 Indoor Track & Field, Week #7

Only those who score >0.01 pts are shown
D denotes multiple-event rule in affect

MEN

45



Campbell

Big South Conference

▲ 5

Event	Scrd As	Athlete	Yr	Scored Mark	Date	Pl. Pts.	Bonus	TOTAL
Scored bests come from CURRENT season								
3000m	13	Lawrence KIPKOECH	JR	7:52.18cf 7:57.67	2/2/18	3	0.73	3.73
5000m	5	Lawrence KIPKOECH	JR	13:41.17 OT	2/9/18	12	1.48	13.48
5000m	12	Amon KEMBOI	SO	13:43.78 OT	2/9/18	4	1.02	5.02
Team Total								22.23

46



Wichita State

American Athletic Conference

▲ 1

Event	Scrd As	Athlete	Yr	Scored Mark	Date	Pl. Pts.	Bonus	TOTAL
Scored bests come from CURRENT season								
HEPT	2	Hunter VEITH	SR	6,023	11/30/17	18	4.17	22.17
Team Total								22.17

47



Sam Houston State

Southland Conference

▲ 1

Event	Scrd As	Athlete	Yr	Scored Mark	Date	Pl. Pts.	Bonus	TOTAL
Scored bests come from CURRENT season								
HJ	15	Tyler ADAMS	SR	2.20m 7-2½	1/12/18	1.5	0.00	1.50
HEPT	3	Tyler ADAMS	SR	6,016	1/26/18	16	4.02	20.02
Team Total								21.52

48



Louisiana

Sun Belt Conference

▲ 1

Event	Scrd As	Athlete	Yr	Scored Mark	Date	Pl. Pts.	Bonus	TOTAL
Scored bests come from CURRENT season								
60m	2	Jeryl BRAZIL	SR	6.55	2/2/18	18	2.20	20.20
Team Total								20.20

49



Kent State

Mid-American Conference

▲ 2

Event	Scrd As	Athlete	Yr	Scored Mark	Date	Pl. Pts.	Bonus	TOTAL
Scored bests come from CURRENT season								
TJ	11	Craig STEVENS JR	JR	16.17m 53-¾	2/10/18	5	0.20	5.20
HEPT	5	TJ LAWSON	SO	5,865 OT	12/8/17	12	1.77	13.77
Team Total								18.97

50



Samford

Southern Conference

▲ 2

Event	Scrd As	Athlete	Yr	Scored Mark	Date	Pl. Pts.	Bonus	TOTAL
Scored bests come from CURRENT season								
PV	3	Tray OATES	SR	5.63m 18-5¾	2/16/18	16	2.26	18.26
Team Total								18.26

51



Cincinnati

American Athletic Conference

▲ 2

Event	Scrd As	Athlete	Yr	Scored Mark	Date	Pl. Pts.	Bonus	TOTAL
Scored bests come from CURRENT season								
PV	4	Adrian VALLES	SR	5.61m 18-4¾	1/20/18	14	1.85	15.85
HEPT	16	Alex BLOOM	SR	5,649	2/2/18	1.25	0.00	1.25
Team Total								17.10

52



Duke

Atlantic Coast Conference

▲ 3

Event	Scrd As	Athlete	Yr	Scored Mark	Date	Pl. Pts.	Bonus	TOTAL
Scored bests come from CURRENT season								
400	4	Steven SOLOMON	SR	45.44	2/22/18	14	1.99	15.99
Team Total								15.99

53



Youngstown State

Horizon League

▲ 3

Event	Scrd As	Athlete	Yr	Scored Mark	Date	Pl. Pts.	Bonus	TOTAL
Scored bests come from CURRENT season								
H60m	4	Chad ZALLOW	JR	7.65	12/1/17	14	1.84	15.84
Team Total								15.84

"Scrd As", short for "Scored As", Standing used for place points portion of performance's score combining preseason data (when applied) to current season data

Numbers in BLACK are both the performance's actual NCAA rank AND "scored as" rank Numbers in RED indicate actual NCAA rank does not exist or is worse than "scored as" rank Numbers in BLUE indicate actual NCAA rank is better than "scored as" rank

USTFCCCA Non-Member

Non-Member Schools Will NOT be ranked, beginning Week 2



2018 Indoor Track & Field, Week #7

Only those who score >0.01 pts are shown
D denotes multiple-event rule in affect

MEN

54



Wake Forest

Atlantic Coast Conference

▲ 8

Event	Scrd As	Athlete	Yr	Scored Mark	Date	Pl. Pts.	Bonus	TOTAL
Scored bests come from CURRENT season								
800m	4	Robert HEPPENSTALL	JR	1:47.19	2/22/18	14	1.65	15.65
Team Total								15.65

55



Colorado

Mountain Pacific Sports Federation

▼ 1

Event	Scrd As	Athlete	Yr	Scored Mark	Date	Pl. Pts.	Bonus	TOTAL
Scored bests come from CURRENT season								
Mile	10	Zach PERRIN	SR	3:57.28cA OT 4:03.21	2/1/18	6	1.06	7.06
3000m	9	Ben SAAREL	SR	7:50.93 OT	2/9/18	7	1.14	8.14
Team Total								15.20

56



ULM

Sun Belt Conference

▲ 5

Event	Scrd As	Athlete	Yr	Scored Mark	Date	Pl. Pts.	Bonus	TOTAL
Scored bests come from CURRENT season								
WT	5	Alton CLAY	SR	22.99m 75-5%	2/19/18	12	1.85	13.85
Team Total								13.85

57



Illinois

Big Ten Conference

▼ 18

Event	Scrd As	Athlete	Yr	Scored Mark	Date	Pl. Pts.	Bonus	TOTAL
Scored bests come from CURRENT season								
3000m	6	Jonathan DAVIS	FR	7:49.92 OT	2/9/18	10	1.47	11.47
H60m	14	David KENDZIERA	SR	7.76	1/27/18	2	0.25	2.25
Team Total								13.72

58



Missouri

Southeastern Conference

▲ 2

Event	Scrd As	Athlete	Yr	Scored Mark	Date	Pl. Pts.	Bonus	TOTAL
Scored bests come from CURRENT season								
LJ	5	Ja'Mari WARD	FR	7.97m 26-1%	2/16/18	12	1.68	13.68
Team Total								13.68

59



Virginia

Atlantic Coast Conference

unch

Event	Scrd As	Athlete	Yr	Scored Mark	Date	Pl. Pts.	Bonus	TOTAL
Scored bests come from CURRENT season								
TJ	5	Jordan SCOTT	SO	16.35m 53-7%	2/22/18	12	1.55	13.55
Team Total								13.55

60



Arkansas State

Sun Belt Conference

▲ 4

Event	Scrd As	Athlete	Yr	Scored Mark	Date	Pl. Pts.	Bonus	TOTAL
Scored bests come from CURRENT season								
60m	6	Jaylen BACON	SR	6.60	2/19/18	10	1.16	11.16
SP	14	Itamar LEVI	SR	19.36m 63-6%	1/26/18	2	0.00	2.00
Team Total								13.16

61



Manhattan

Metro Atlantic Athletic Conference

▲ 5

Event	Scrd As	Athlete	Yr	Scored Mark	Date	Pl. Pts.	Bonus	TOTAL
Scored bests come from CURRENT season								
HJ	5	Brenton FOSTER	SO	2.24m 7-4%	12/1/17	12	0.89	12.89
Team Total								12.89

62



North Carolina A&T

Mid-Eastern Athletic Conference

▲ 1

Event	Scrd As	Athlete	Yr	Scored Mark	Date	Pl. Pts.	Bonus	TOTAL
Scored bests come from CURRENT season								
60m	6	Jaylan MITCHELL	SO	6.60	1/6/18	10	1.16	11.16
200m	15	Rodney ROWE	JR	20.74	2/9/18	1.5	0.12	1.62
Team Total								12.77

"Scrd As", short for "Scored As", Standing used for place points portion of performance's score combining preseason data (when applied) to current season data

Numbers in BLACK are both the performance's actual NCAA rank AND "scored as" rank Numbers in RED indicate actual NCAA rank does not exist or is worse than "scored as" rank Numbers in BLUE indicate actual NCAA rank is better than "scored as" rank

USTFCCCA Non-Member

Non-Member Schools Will NOT be ranked, beginning Week 2



USTFCCCA NCAA Division I National Team Computer Rankings

2018 Indoor Track & Field, Week #7

as of 3/2/2018 10:45:15 AM

Only those who score >0.01 pts are shown
D denotes multiple-event rule in affect

MEN

63



Iowa

Big Ten Conference

▼ 5

Event	Scrd As	Athlete	Yr	Scored Mark	Date	Pl. Pts.	Bonus	TOTAL
-------	---------	---------	----	-------------	------	----------	-------	-------

Scored bests come from CURRENT season

▶ 400	11	Mar'yea HARRIS	JR	45.95 OT	2/2/18	5	0.55	5.55
▶ H60m	14	Chris DOUGLAS	JR	7.76	1/27/18	2	0.25	2.25
▶ 4x400	10	Hofacker, Frye, Garron, Harris		3:05.33 OT	2/23/18	4	0.89	4.89

Team Total 12.68

64



Southern Miss

Conference USA

▼ 7

Event	Scrd As	Athlete	Yr	Scored Mark	Date	Pl. Pts.	Bonus	TOTAL
-------	---------	---------	----	-------------	------	----------	-------	-------

Scored bests come from CURRENT season

▶ TJ	6	John WARREN	JR	16.34m	53-7½	2/17/18	10	1.43	11.43
------	---	-------------	----	--------	-------	---------	----	------	-------

Team Total 11.43

65



Georgetown

BIG EAST Conference

▲ 4

Event	Scrd As	Athlete	Yr	Scored Mark	Date	Pl. Pts.	Bonus	TOTAL
-------	---------	---------	----	-------------	------	----------	-------	-------

Scored bests come from CURRENT season

▶ Mile	12	Amos BARTELSMEYER	SR	3:57.53		2/9/18	4	0.90	4.90
▶ DMR	9	Brown, Rowe, Rivera, Bartelsmeyer		9:28.82cf	9:36.54	2/16/18	5	1.45	6.45

Team Total 11.35

66



Minnesota

Big Ten Conference

▲ 2

Event	Scrd As	Athlete	Yr	Scored Mark	Date	Pl. Pts.	Bonus	TOTAL
-------	---------	---------	----	-------------	------	----------	-------	-------

Scored bests come from CURRENT season

▶ 4x400	11	Webb, Psichulis, Baker, Wellenstein		3:05.52 OT		2/23/18	2	0.79	2.79
▶ HJ	12	Ryan LOCKARD	SR	2.21m	7-3	2/9/18	4	0.06	4.06
▶ HEPT	12	Teddy FRID	JR	5,680 OT		2/23/18	4	0.00	4.00

Team Total 10.86

67



Mississippi State

Independent (DI)

▲ 5

Event	Scrd As	Athlete	Yr	Scored Mark	Date	Pl. Pts.	Bonus	TOTAL
-------	---------	---------	----	-------------	------	----------	-------	-------

Scored bests come from CURRENT season

▶ 800m	8	Marco AROP	FR	1:47.62		2/3/18	8	1.09	9.09
▶ 800m	16	Dejon DEVROE	JR	1:48.31		2/3/18	1.25	0.25	1.50

Team Total 10.59

68



Southern Illinois

Missouri Valley Conference

▼ 3

Event	Scrd As	Athlete	Yr	Scored Mark	Date	Pl. Pts.	Bonus	TOTAL
-------	---------	---------	----	-------------	------	----------	-------	-------

Scored bests come from CURRENT season

▶ SP	8	Jared KERN	SR	19.95m	65-5½	2/16/18	8	0.48	8.48
▶ WT	14	Isaac INGRAM	SR	21.83m	71-7½	1/26/18	2	0.00	2.00

Team Total 10.48

69



Georgia Tech

Atlantic Coast Conference

▲ 6

Event	Scrd As	Athlete	Yr	Scored Mark	Date	Pl. Pts.	Bonus	TOTAL
-------	---------	---------	----	-------------	------	----------	-------	-------

Scored bests come from CURRENT season

▶ 800m	7	Avery BARTLETT	JR	1:47.58		2/22/18	9	1.14	10.14
--------	---	----------------	----	---------	--	---------	---	------	-------

Team Total 10.14

70



Louisville

Atlantic Coast Conference

▼ 3

Event	Scrd As	Athlete	Yr	Scored Mark	Date	Pl. Pts.	Bonus	TOTAL
-------	---------	---------	----	-------------	------	----------	-------	-------

Scored bests come from CURRENT season

▶ HJ	8	Javen REEVES	SR	2.23m	7-3½	1/27/18	8	0.61	8.61
▶ HEPT	15	Joe DELGADO	SR	5,653		2/22/18	1.5	0.00	1.50

Team Total 10.11

71



Oklahoma State

Big 12 Conference

▼ 1

Event	Scrd As	Athlete	Yr	Scored Mark	Date	Pl. Pts.	Bonus	TOTAL
-------	---------	---------	----	-------------	------	----------	-------	-------

Scored bests come from CURRENT season

▶ 5000m	8	Hassan ABDI	SR	13:41.91 OT		2/9/18	8	1.35	9.35
---------	---	-------------	----	-------------	--	--------	---	------	------

Team Total 9.35

"Scrd As", short for "Scored As", Standing used for place points portion of performance's score combining preseason data (when applied) to current season data

Numbers in BLACK are both the performance's actual NCAA rank AND "scored as" rank Numbers in RED indicate actual NCAA rank does not exist or is worse than "scored as" rank Numbers in BLUE indicate actual NCAA rank is better than "scored as" rank

USTFCCCA Non-Member

Non-Member Schools Will NOT be ranked, beginning Week 2



2018 Indoor Track & Field, Week #7

Only those who score >0.01 pts are shown
D denotes multiple-event rule in affect

MEN

72



Liberty

Big South Conference

▼ 1

Event	Scrd As	Athlete	Yr	Scored Mark	Date	Pl. Pts.	Bonus	TOTAL
Scored bests come from CURRENT season								
H60m	8	Jovaine ATKINSON	SO	7.71	2/23/18	8	0.76	8.76
Team Total								8.76

73



Grand Canyon

Western Athletic Conference

▲ 3

Event	Scrd As	Athlete	Yr	Scored Mark	Date	Pl. Pts.	Bonus	TOTAL
Scored bests come from CURRENT season								
PV	9	Scott MARSHALL	SR	5.51m	2/22/18	7	0.46	7.46
Team Total								7.46

74



Notre Dame

Atlantic Coast Conference

unch

Event	Scrd As	Athlete	Yr	Scored Mark	Date	Pl. Pts.	Bonus	TOTAL
Scored bests come from CURRENT season								
DMR	8	Dumford, Cheatham, Silva, Nuguse		9:28.79 OT	2/17/18	6	1.46	7.46
Team Total								7.46

75



New Hampshire

America East Conference

▲ 3

Event	Scrd As	Athlete	Yr	Scored Mark	Date	Pl. Pts.	Bonus	TOTAL
Scored bests come from CURRENT season								
WT	9	Michael SHANAHAN	SR	22.15m	2/23/18	7	0.31	7.31
Team Total								7.31

76



Rice

Conference USA

▲ 1

Event	Scrd As	Athlete	Yr	Scored Mark	Date	Pl. Pts.	Bonus	TOTAL
Scored bests come from CURRENT season								
HEPT	9	Scott FILIP	SR	5,725	2/17/18	7	0.26	7.26
Team Total								7.26

77



UCLA

Mountain Pacific Sports Federation

▲ 57

Event	Scrd As	Athlete	Yr	Scored Mark		Date	Pl. Pts.	Bonus	TOTAL
Scored bests come from CURRENT season									
▶ SP	12	Nate ESPARZA	FR	19.49m	63-11½	1/19/18	4	0.00	4.00
▶ SP	13	Dotun OGUNDEJI	JR	19.37m	63-6¾	1/19/18	3	0.00	3.00
Team Total									7.00

78



Ole Miss

Southeastern Conference

▼ 5

Event	Scrd As	Athlete	Yr	Scored Mark		Date	Pl. Pts.	Bonus	TOTAL
Scored bests come from CURRENT season									
▶ Mile	16	Sean TOBIN	SR	3:58.28		2/3/18	1.25	0.43	1.68
▶ DMR	10	Domanic, Westbrook, Suliman, Tobin		9:29.54cf	9:37.27	2/16/18	4	1.26	5.26
Team Total									6.94

79



Harvard

Ivy League

▲ 3

Event	Scrd As	Athlete	Yr	Scored Mark	Date	Pl. Pts.	Bonus	TOTAL
Scored bests come from CURRENT season								
800m	10	Myles MARSHALL	JR	1:47.74	2/3/18	6	0.93	6.93
Team Total								6.93

80



Montana State

Big Sky Conference

▲ 4

Event	Scrd As	Athlete	Yr	Scored Mark		Date	Pl. Pts.	Bonus	TOTAL
Scored bests come from CURRENT season									
► Mile	11	Diego LEON	SR	3:57.37cAf	4:05.70	2/16/18	5	1.00	6.00
Team Total									6.00

81



Monmouth

Metro Atlantic Athletic Conference

▲ 4

Event	Scrd As	Athlete	Yr	Scored Mark	Date	Pl. Pts.	Bonus	TOTAL
Scored bests come from CURRENT season								
800m	11	Dylan CAPWELL	SR	1:47.86	2/25/18	5	0.78	5.78
Team Total								5.78

"Scrd As", short for "Scored As", Standing used for place points portion of performance's score combining preseason data (when applied) to current season data

Numbers in BLACK are both the performance's actual NCAA rank AND "scored as" rank Numbers in RED indicate actual NCAA rank does not exist or is worse than "scored as" rank Numbers in BLUE indicate actual NCAA rank is better than "scored as" rank

USTFCCCA Non-Member

Non-Member Schools Will NOT be ranked, beginning Week 2



USTFCCCA NCAA Division I National Team Computer Rankings

2018 Indoor Track & Field, Week #7

as of 3/2/2018 10:45:15 AM

Only those who score >0.01 pts are shown
D denotes multiple-event rule in affect

MEN

82

Baylor
 Big 12 Conference

▼ 1

Event	Scrd As	Athlete	Yr	Scored Mark	Date	Pl. Pts.	Bonus	TOTAL
Scored bests come from CURRENT season								
400	11	WIL LONDON	JR	45.95	2/9/18	5	0.55	5.55
Team Total								5.55

83

Stephen F. Austin
 Southland Conference

▼ 3

Event	Scrd As	Athlete	Yr	Scored Mark	Date	Pl. Pts.	Bonus	TOTAL
Scored bests come from CURRENT season								
PV	11	Antonio RUIZ	JR	5.50m 18-½	2/21/18	5	0.36	5.36
Team Total								5.36

84

Princeton
 Ivy League

▼ 5

Event	Scrd As	Athlete	Yr	Scored Mark	Date	Pl. Pts.	Bonus	TOTAL
Scored bests come from CURRENT season								
WT	11	Adam KELLY	JR	22.09m 72-5¼	2/3/18	5	0.20	5.20
Team Total								5.20

85

Kansas State
 Big 12 Conference

▼ 45

Event	Scrd As	Athlete	Yr	Scored Mark	Date	Pl. Pts.	Bonus	TOTAL
Scored bests come from CURRENT season								
200m	12	Terrell SMITH	SR	20.65cf 21.02	2/2/18	4	0.53	4.53
Team Total								4.53

86

Eastern Kentucky
 Ohio Valley Conference

▲ 1

Event	Scrd As	Athlete	Yr	Scored Mark	Date	Pl. Pts.	Bonus	TOTAL
Scored bests come from CURRENT season								
HJ	12	Tequan CLAITT	JR	2.21m 7-3	2/23/18	4	0.06	4.06
Team Total								4.06

87

Villanova
 BIG EAST Conference

▲ 2

Event	Scrd As	Athlete	Yr	Scored Mark	Date	Pl. Pts.	Bonus	TOTAL
Scored bests come from CURRENT season								
DMR	11	Malone, Faust, Purcell, Wetzel		9:29.57cf 9:37.30	2/16/18	2	1.25	3.25
Team Total								3.25

88

ETSU
 Southern Conference

▼ 2

Event	Scrd As	Athlete	Yr	Scored Mark	Date	Pl. Pts.	Bonus	TOTAL
Scored bests come from CURRENT season								
WT	13	Benjamin JOHNSON	JR	21.99m 72-1¼	2/24/18	3	0.02	3.02
Team Total								3.02

89

Middle Tennessee
 Conference USA

▼ 1

Event	Scrd As	Athlete	Yr	Scored Mark	Date	Pl. Pts.	Bonus	TOTAL
Scored bests come from CURRENT season								
3000m	14	Kigen CHEMADI	JR	7:52.92cf 7:58.42	2/2/18	2	0.49	2.49
Team Total								2.49

90

Brown
 Ivy League

unch

Event	Scrd As	Athlete	Yr	Scored Mark	Date	Pl. Pts.	Bonus	TOTAL
Scored bests come from CURRENT season								
DMR	12	Lanigan, Oyewole, Emrich, Martinez		9:29.90cf 9:37.64	2/16/18	1	1.16	2.16
Team Total								2.16

91

Air Force
 Mountain West Conference

▲ 2

Event	Scrd As	Athlete	Yr	Scored Mark	Date	Pl. Pts.	Bonus	TOTAL
Scored bests come from CURRENT season								
800m	15	Michael RHOADS	SO	1:48.22cA 1:48.83	2/22/18	1.5	0.31	1.81
Team Total								1.81

"Scrd As", short for "Scored As", Standing used for place points portion of performance's score combining preseason data (when applied) to current season data

Numbers in BLACK are both the performance's actual NCAA rank AND "scored as" rank Numbers in RED indicate actual NCAA rank does not exist or is worse than "scored as" rank Numbers in BLUE indicate actual NCAA rank is better than "scored as" rank

USTFCCCA Non-Member

Non-Member Schools Will NOT be ranked, beginning Week 2



2018 Indoor Track & Field, Week #7

Only those who score >0.01 pts are shown
D denotes multiple-event rule in affect

MEN

92



Marquette

BIG EAST Conference

▲ 2

Event	Scrd As	Athlete	Yr	Scored Mark	Date	Pl. Pts.	Bonus	TOTAL
-------	---------	---------	----	-------------	------	----------	-------	-------

Scored bests come from CURRENT season

HJ	15	Daniel ARMSTRONG	SO	2.20m	7-2½	2/23/18	1.5	0.00	1.50
----	----	------------------	----	-------	------	---------	-----	------	------

Team Total 1.50

"Scrd As", short for "Scored As", Standing used for place points portion of performance's score combining preseason data (when applied) to current season data

Numbers in BLACK are both the performance's actual NCAA rank AND "scored as" rank Numbers in RED indicate actual NCAA rank does not exist or is worse than "scored as" rank Numbers in BLUE indicate actual NCAA rank is better than "scored as" rank

USTFCCCA Non-Member

Non-Member Schools Will NOT be ranked, beginning Week 2



USTFCCCA NCAA Division I National Team Computer Rankings

2018 Indoor Track & Field, Week #7

as of 3/2/2018 10:45:16 AM

Only those who score >0.01 pts are shown
D denotes multiple-event rule in affect

WOMEN

1



Georgia

Southeastern Conference

unch

Event	Scrd As	Athlete	Yr	Scored Mark	Date	Pl. Pts.	Bonus	TOTAL
Scored bests come from CURRENT season								
60m	8	Kate HALL	JR	7.22	2/24/18	8	0.99	8.99
200m	1	Lynna IRBY	FR	22.66	2/24/18	20	3.19	23.19
400	2	Lynna IRBY	FR	50.62	2/24/18	18	4.55	22.55
5000m	8	Jessica DROP	SO	15:43.28 OT	2/9/18	8	0.78	8.78
H60m	5	Tara DAVIS	FR	8.03	2/24/18	12	1.31	13.31
HJ	7	Madeline FAGAN	SR	1.85m 6- $\frac{1}{2}$	1/19/18	9	0.64	9.64
LJ	1	Kate HALL	JR	6.64m 21-9 $\frac{1}{2}$	1/6/18	20	4.76	24.76
LJ	4	Keturah ORJI	SR	6.53m 21-5 $\frac{1}{2}$	2/24/18	14	2.27	16.27
LJ	7	Tara DAVIS	FR	6.47m 21-2 $\frac{1}{2}$	2/24/18	9	1.19	10.19
TJ	1	Keturah ORJI	SR	14.53m 47-8	1/19/18	20	7.09	27.09
PENT	3	Louisa GRAUVOGEL	SO	4,312	2/24/18	16	2.36	18.36
Team Total								183.12

2



Arkansas

Southeastern Conference

unch

Event	Scrd As	Athlete	Yr	Scored Mark	Date	Pl. Pts.	Bonus	TOTAL
Scored bests come from CURRENT season								
60m	8	Jada BAYLARK	SO	7.22	2/9/18	8	0.99	8.99
200m	10	Payton CHADWICK	JR	22.99	1/26/18	6	0.84	6.84
400	6	Morgan BURKS MAGEE	FR	52.20	2/24/18	10	0.94	10.94
Mile	5	Nikki HILTZ	SR	4:33.44	2/3/18	12	1.51	13.51
H60m	7	Janeek BROWN	FR	8.04	2/24/18	9	1.05	10.05
H60m	11	Payton CHADWICK	JR	8.08	2/24/18	5	0.53	5.53
PV	2	Alexis JACOBUS	JR	4.64m 15-2 $\frac{1}{2}$	2/2/18	18	5.46	23.46
PV	3	Victoria HOGGARD	JR	4.54m 14-10 $\frac{1}{2}$	2/2/18	16	3.10	19.10
PV	6	Desiree FREIER	JR	4.39m 14-4 $\frac{1}{2}$	2/2/18	10	0.77	10.77
LJ	2	Taliyah BROOKS	SR	6.57m 21-6 $\frac{1}{2}$	2/9/18	18	3.18	21.18
LJ	13	Payton CHADWICK	JR	6.30m 20-8	1/12/18	3	0.00	3.00
PENT	2	Taliyah BROOKS	SR	4,422	2/24/18	18	4.68	22.68
Team Total								156.04

3



Kentucky

Southeastern Conference

unch

Event	Scrd As	Athlete	Yr	Scored Mark	Date	Pl. Pts.	Bonus	TOTAL
Scored bests come from CURRENT season								
200m	4	Kayelle CLARKE	SR	22.83	2/24/18	14	1.97	15.97
200m	9	Sydney MCLAUGHLIN	FR	22.95	2/9/18	7	1.12	8.12
200m	11	Jasmine CAMACHO-QUINN	JR	23.00	2/9/18	5	0.77	5.77
400	1	Sydney MCLAUGHLIN	FR	50.52	2/24/18	20	4.80	24.80
H60m	1	Jasmine CAMACHO-QUINN	JR	7.95	2/9/18	20	3.42	23.42
4x400	8	Ross, McLaughlin, Camacho-Quinn, Clarke		3:31.65	1/19/18	6	1.38	7.38
PV	1	Olivia GRUVER	JR	4.67m 15-3 $\frac{1}{2}$	2/24/18	20	6.17	26.17
LJ	9	Marie-Josée EBWEA-BILE	JR	6.42m 21- $\frac{1}{2}$	2/3/18	7	0.62	7.62
TJ	3	Marie-Josée EBWEA-BILE	JR	13.91m 45-7 $\frac{1}{2}$	2/24/18	16	2.97	18.97
TJ	12	Latavia COOMBS	JR	13.17m 43-2 $\frac{1}{2}$	2/3/18	4	0.01	4.01
Team Total								142.23

4



LSU

Southeastern Conference

unch

Event	Scrd As	Athlete	Yr	Scored Mark	Date	Pl. Pts.	Bonus	TOTAL
Scored bests come from CURRENT season								
60m	1	Mikiah BRISCO	SR	7.10cA 7.08	2/2/18	20	3.28	23.28
60m	2	Aleia HOBBS	SR	7.12	2/9/18	18	2.90	20.90
60m	3	Kortnei JOHNSON	JR	7.18	1/26/18	16	1.74	17.74
60m	10	Cassandra HALL	SO	7.23	2/9/18	6	0.80	6.80
200m	2	Mikiah BRISCO	SR	22.81	2/24/18	18	2.11	20.11
200m	6	Kortnei JOHNSON	JR	22.88	2/24/18	10	1.62	11.62
H60m	7	Tonea MARSHALL	SO	8.04	2/9/18	9	1.05	10.05
H60m	12	Brittley HUMPHREY	SO	8.09	2/24/18	4	0.40	4.40
4x400	4	Misher, Hall, Denoon, Payne		3:30.85	2/24/18	14	1.86	15.86
Team Total								130.76

"Scrd As", short for "Scored As", Standing used for place points portion of performance's score combining preseason data (when applied) to current season data

Numbers in BLACK are both the performance's actual NCAA rank AND "scored as" rank Numbers in RED indicate actual NCAA rank does not exist or is worse than "scored as" rank Numbers in BLUE indicate actual NCAA rank is better than "scored as" rank

USTFCCCA Non-Member

Non-Member Schools Will NOT be ranked, beginning Week 2



2018 Indoor Track & Field, Week #7

Only those who score >0.01 pts are shown
D denotes multiple-event rule in affect

WOMEN

5



Southern California

unch

Mountain Pacific Sports Federation

Event	Scrd As	Athlete	Yr	Scored Mark	Date	Pl. Pts.	Bonus	TOTAL
Scored bests come from CURRENT season								
▶ 60m	10	Twanisha TERRY	FR	7.23	2/9/18	6	0.80	6.80
▶ 60m	15	Ky WESTBROOK	JR	7.25	2/9/18	1.5	0.42	1.92
▶ 200m	3	Deanna HILL	SR	22.82	2/9/18	16	2.04	18.04
▶ 400	3	Kendall ELLIS	SR	51.53	1/26/18	16	2.35	18.35
▶ 400	12	Kyra CONSTANTINE	SO	52.73 OT	2/23/18	4	0.33	4.33
▶ H60m	2	Dior HALL	JR	7.96cA 7.94	1/19/18	18	3.15	21.15
▶ H60m	2	Anna COCKRELL	SO	7.96	2/9/18	18	3.15	21.15
▶ H60m	12	Chanel BRISSETT	FR	8.09	2/9/18	4	0.40	4.40
▶ 4x400	1	Constantine, Cockrell, Hill, Ellis		3:27.56	2/9/18	20	3.86	23.86
▶ LJ	13	Margaux JONES	JR	6.30m 20-8	1/19/18	3	0.00	3.00
▶ SP	11	Breana JEMISON	SR	17.27m 56-8	1/19/18	5	0.06	5.06
Team Total								128.06

6



Florida

▲ 1

Southeastern Conference

Event	Scrd As	Athlete	Yr	Scored Mark	Date	Pl. Pts.	Bonus	TOTAL
Scored bests come from CURRENT season								
▶ 400	4	Sharrika BARNETT	JR	51.64	1/26/18	14	2.08	16.08
▶ 4x400	5	Sharpe, Manson, Ghee, Barnett		3:31.17	1/19/18	12	1.67	13.67
▶ LJ	5	Darrielle MCQUEEN	SR	6.51m 21-4½	2/24/18	12	1.82	13.82
▶ LJ	6	Yanis DAVID	JR	6.49m 21-3½	2/24/18	10	1.42	11.42
▶ TJ	2	Yanis DAVID	JR	14.11m 46-3½	2/24/18	18	4.30	22.30
▶ SP	5	Lloydricia CAMERON	SR	17.65m 57-11	2/24/18	12	1.14	13.14
▶ PENT	7	Amanda FROEYNES	FR	4,199	1/19/18	9	0.70	9.70
Team Total								100.13

7



Oregon

▼ 1

Mountain Pacific Sports Federation

Event	Scrd As	Athlete	Yr	Scored Mark	Date	Pl. Pts.	Bonus	TOTAL
Scored bests come from CURRENT season								
▶ 60m	6	Makenzie DUNMORE	SO	7.20cA 7.18	2/9/18	10	1.36	11.36
▶ 400	9	Hannah WALLER	SO	52.55cA 52.44	2/9/18	7	0.54	7.54
▶ 400	15	Shae ANDERSON	FR	52.83 OT	2/23/18	1.5	0.22	1.72
▶ 400	15	Briyahna DESROSIER	JR	52.83cA 52.72	2/9/18	1.5	0.22	1.72
▶ 800m	14	Sabrina SOUTHERLAND	SR	2:04.38	1/26/18	2	0.28	2.28
▶ Mile	16	Susan EJOE	SO	4:38.65 OT	2/9/18	1.25	0.00	1.25
▶ 3000m	4	Jessica HULL	JR	8:58.50 OT	2/9/18	14	1.52	15.52
▶ 3000m	5	Lilli BURDON	JR	8:59.18 OT	2/9/18	12	1.33	13.33
▶ H60m	5	Alaysha JOHNSON	JR	8.03	2/23/18	12	1.31	13.31
▶ 4x400	3	DesRosiers, Waller, Anderson, Dunmore		3:30.62cA 3:30.18	2/9/18	16	2.00	18.00
▶ DMR	6	Burdon, Waller, Southerland, Hull		11:00.13	1/26/18	10	1.56	11.56
▶ TJ	15	Chaquinn COOK	JR	13.11m 43-¼	2/9/18	1.5	0.00	1.50
Team Total								99.09

8



New Mexico

unch

Mountain West Conference

Event	Scrd As	Athlete	Yr	Scored Mark	Date	Pl. Pts.	Bonus	TOTAL
Scored bests come from CURRENT season								
▶ 3000m	3	Ednah KURGAT	JR	8:57.47 OT	2/9/18	16	1.80	17.80
▶ 3000m	8	Weini KELATI	FR	8:59.77cA 9:13.40	2/22/18	8	1.17	9.17
▶ 5000m	2	Ednah KURGAT	JR	15:19.03	12/2/17	18	3.95	21.95
▶ 5000m	4	Weini KELATI	FR	15:37.03	12/2/17	14	1.58	15.58
▶ 5000m	15	Alice WRIGHT	SR	15:46.85	12/2/17	1.5	0.37	1.87
▶ DMR	3	Casey, Keller, Negron, Kurgat		10:57.77cA 11:07.88	2/22/18	16	2.12	18.12
Team Total								84.50

"Scrd As", short for "Scored As", Standing used for place points portion of performance's score combining preseason data (when applied) to current season data

Numbers in BLACK are both the performance's actual NCAA rank AND "scored as" rank Numbers in RED indicate actual NCAA rank does not exist or is worse than "scored as" rank Numbers in BLUE indicate actual NCAA rank is better than "scored as" rank

USTFCCCA Non-Member

Non-Member Schools Will NOT be ranked, beginning Week 2



USTFCCCA NCAA Division I National Team Computer Rankings

as of 3/2/2018 10:45:16 AM

2018 Indoor Track & Field, Week #7

Only those who score >0.01 pts are shown
D denotes multiple-event rule in affect

WOMEN

9



Stanford

unch

Mountain Pacific Sports Federation

Event	Scrd As	Athlete	Yr	Scored Mark	Date	Pl. Pts.	Bonus	TOTAL
Scored bests come from CURRENT season								
800m	11	Olivia BAKER	SR	2:04.00	2/2/18	5	0.75	5.75
Mile	3	Elise CRANNY	SR	4:31.29 OT	2/23/18	16	2.69	18.69
3000m	6	Vanessa FRASER	SR	8:59.23 OT	2/9/18	10	1.32	11.32
3000m	11	Christina ARAGON	FR	9:01.86 OT	2/9/18	5	0.60	5.60
3000m	13	Fiona O'KEEFFE	FR	9:04.77 OT	2/23/18	3	0.06	3.06
DMR	5	Aragon, Gayles, Baker, Cranny		10:58.93	2/2/18	12	1.85	13.85
SP	3	Lena GIGER	JR	17.78m 58-4	2/9/18	16	1.79	17.79
WT	12	Valarie ALLMAN	SR	21.42m 70-3½	2/9/18	4	0.00	4.00
Team Total								80.05

11



Minnesota

▲ 1

Big Ten Conference

Event	Scrd As	Athlete	Yr	Scored Mark	Date	Pl. Pts.	Bonus	TOTAL
Scored bests come from CURRENT season								
PV	16	Karlie PLACE	SR	4.28m 14-½	1/26/18	1.25	0.00	1.25
LJ	3	Ayesha CHAMPAGNIE	JR	6.56m 21-6¾	1/13/18	16	2.95	18.95
SP	15	Kiley SABIN	JR	16.96m 55-7¾	2/17/18	1.5	0.00	1.50
WT	2	Kaitlyn LONG	SR	24.37m 79-11½	2/23/18	18	4.54	22.54
WT	9	Agnes ESSER	SR	21.67m 71-1¼	2/17/18	7	0.00	7.00
WT	11	Nayoka CLUNIS	JR	21.48m 70-5¾	2/23/18	5	0.00	5.00
Team Total								56.24

12



Virginia Tech

▼ 1

Atlantic Coast Conference

Event	Scrd As	Athlete	Yr	Scored Mark	Date	Pl. Pts.	Bonus	TOTAL
Scored bests come from CURRENT season								
800m	4	Rachel POCRATSKY	JR	2:03.17	2/22/18	14	1.79	15.79
DMR	2	Pocratsky, Bush, Quinn, Edwards		10:57.60	2/22/18	18	2.16	20.16
PV	5	Lisa GUNNARSSON	FR	4.46m 14-7½	1/26/18	12	1.61	13.61
PV	11	Rachel BAXTER	FR	4.30m 14-1¼	2/22/18	5	0.00	5.00
Team Total								54.56

13



Boise State

▲ 1

Mountain West Conference

Event	Scrd As	Athlete	Yr	Scored Mark	Date	Pl. Pts.	Bonus	TOTAL
Scored bests come from CURRENT season								
800m	5	Sadi HENDERSON	SR	2:03.26cA 2:03.95	2/22/18	12	1.68	13.68
3000m	9	Allie OSTRANDER	SO	8:59.98 OT	2/9/18	7	1.11	8.11
5000m	7	Clare O'BRIEN	SO	15:42.60 OT	2/9/18	9	0.87	9.87
DMR	1	Henderson, Walker, Fuller, Ostrander		10:55.32cA 11:05.39	2/22/18	20	2.70	22.70
Team Total								54.36

10



Texas A&M

unch

Southeastern Conference

Event	Scrd As	Athlete	Yr	Scored Mark	Date	Pl. Pts.	Bonus	TOTAL
Scored bests come from CURRENT season								
200m	14	Danyel WHITE	SO	23.08	2/9/18	2	0.32	2.32
800m	1	Jazmine FRAY	JR	2:02.30	1/26/18	20	2.89	22.89
800m	6	Sammy WATSON	FR	2:03.42	2/9/18	10	1.47	11.47
4x400	9	White, Carter, Madubuike, Fray		3:32.30	2/24/18	5	1.00	6.00
TJ	7	Lajarvia BROWN	SO	13.31m 43-8	1/12/18	9	0.49	9.49
TJ	12	Cynamon STEVENSON	SO	13.17m 43-2½	1/12/18	4	0.01	4.01
WT	14	Alison ONDRUSEK	SR	21.33m 69-11¾	2/9/18	2	0.00	2.00
PENT	15	Tyra GITTENS	FR	4,121	2/24/18	1.5	0.00	1.50
Team Total								59.68

"Scrd As", short for "Scored As", Standing used for place points portion of performance's score combining preseason data (when applied) to current season data

Numbers in BLACK are both the performance's actual NCAA rank AND "scored as" rank Numbers in RED indicate actual NCAA rank does not exist or is worse than "scored as" rank Numbers in BLUE indicate actual NCAA rank is better than "scored as" rank

USTFCCCA Non-Member

Non-Member Schools Will NOT be ranked, beginning Week 2



2018 Indoor Track & Field, Week #7

Only those who score >0.01 pts are shown
D denotes multiple-event rule in affect

WOMEN

14



Missouri

Southeastern Conference

▼ 1

Event	Scrd As	Athlete	Yr	Scored Mark	Date	Pl. Pts.	Bonus	TOTAL
Scored bests come from CURRENT season								
3000m	1	Karissa SCHWEIZER	SR	8:41.60	2/3/18	20	6.33	26.33
5000m	1	Karissa SCHWEIZER	SR	15:17.31	12/2/17	20	4.18	24.18
Team Total								50.51

15



New Hampshire

America East Conference

▲ 19

Event	Scrd As	Athlete	Yr	Scored Mark	Date	Pl. Pts.	Bonus	TOTAL
Scored bests come from CURRENT season								
Mile	1	Elinor PURRIER	SR	4:26.55	2/9/18	20	5.35	25.35
3000m	2	Elinor PURRIER	SR	8:55.68	12/2/17	18	2.30	20.30
Team Total								45.65

16



Colorado

Mountain Pacific Sports Federation

▲ 3

Event	Scrd As	Athlete	Yr	Scored Mark	Date	Pl. Pts.	Bonus	TOTAL
Scored bests come from CURRENT season								
Mile	2	Dani JONES	JR	4:29.32cA OT 4:36.05	2/1/18	18	3.78	21.78
3000m	14	Makena MORLEY	SO	9:05.02cA OT 9:20.57	2/1/18	2	0.03	2.03
3000m	15	Erin CLARK	SR	9:05.72 OT	2/23/18	1.5	0.00	1.50
5000m	5	Erin CLARK	SR	15:37.64 OT	2/9/18	12	1.50	13.50
5000m	11	Makena MORLEY	SO	15:44.48 OT	2/9/18	5	0.63	5.63
Team Total								44.44

17



Mississippi State

Southeastern Conference

▲ 10

Event	Scrd As	Athlete	Yr	Scored Mark	Date	Pl. Pts.	Bonus	TOTAL
Scored bests come from CURRENT season								
Mile	7	Rhianwedd PRICE-WEIMER	SR	4:35.37	2/24/18	9	0.83	9.83
HJ	1	Logan BOSS	SR	1.92m 6-3½	2/2/18	20	5.05	25.05
TJ	9	Tiffany FLYNN	SR	13.26m 43-6	2/17/18	7	0.32	7.32
Team Total								42.20

18



Purdue

Big Ten Conference

▼ 3

Event	Scrd As	Athlete	Yr	Scored Mark	Date	Pl. Pts.	Bonus	TOTAL
Scored bests come from CURRENT season								
400	7	Brianna THOMAS	SR	52.27 OT	2/23/18	9	0.86	9.86
400	8	Chloe ABBOTT	SO	52.49	2/9/18	8	0.61	8.61
4x400	2	Miller, Black, Mitchell, Thomas		3:30.40 OT	2/23/18	18	2.13	20.13
WT	13	Sarah LOESCH	JR	21.37m 70-1½	2/3/18	3	0.00	3.00
Team Total								41.60

19



Tennessee

Southeastern Conference

▼ 3

Event	Scrd As	Athlete	Yr	Scored Mark	Date	Pl. Pts.	Bonus	TOTAL
Scored bests come from CURRENT season								
200m	16	Shania COLLINS	SR	23.14	1/13/18	1.25	0.11	1.36
4x400	6	Broadwater, Collins, Dyer, Majors		3:31.48	2/24/18	10	1.48	11.48
SP	4	Stamatia SCARVELIS	JR	17.77m 58-3¼	12/8/17	14	1.74	15.74
WT	5	Stamatia SCARVELIS	JR	22.27m 73-¾	1/13/18	12	0.85	12.85
Team Total								41.43

20



Clemson

Atlantic Coast Conference

▼ 3

Event	Scrd As	Athlete	Yr	Scored Mark	Date	Pl. Pts.	Bonus	TOTAL
Scored bests come from CURRENT season								
800m	7	Kamryn MCINTOSH	FR	2:03.59	2/22/18	9	1.26	10.26
800m	7	Fellan FERGUSON	SR	2:03.59	2/22/18	9	1.26	10.26
Mile	15	Grace BARNETT	SR	4:38.35cf 4:41.10	2/16/18	1.5	0.03	1.53
4x400	11	James, Clarke, McIntosh, Ferguson		3:32.84	2/22/18	2	0.70	2.70
DMR	4	McIntosh, James, Ferguson, Barnett		10:58.83	2/22/18	14	1.87	15.87
Team Total								40.62

"Scrd As", short for "Scored As", Standing used for place points portion of performance's score combining preseason data (when applied) to current season data

Numbers in BLACK are both the performance's actual NCAA rank AND "scored as" rank Numbers in RED indicate actual NCAA rank does not exist or is worse than "scored as" rank Numbers in BLUE indicate actual NCAA rank is better than "scored as" rank

USTFCCCA Non-Member

Non-Member Schools Will NOT be ranked, beginning Week 2



USTFCCCA NCAA Division I National Team Computer Rankings

as of 3/2/2018 10:45:16 AM

2018 Indoor Track & Field, Week #7

Only those who score >0.01 pts are shown
D denotes multiple-event rule in affect

WOMEN

21



Auburn

Southeastern Conference

unch

Event	Scrd As	Athlete	Yr	Scored Mark	Date	Pl. Pts.	Bonus	TOTAL
Scored bests come from CURRENT season								
60m	3	Jonielle SMITH	SR	7.18	2/9/18	16	1.74	17.74
60m	5	Natalliah WHYTE	FR	7.19	2/9/18	12	1.55	13.55
TJ	8	Jakayla HAND	SR	13.30m	43-7% 2/24/18	8	0.45	8.45
Team Total								39.75

22



Arizona State

Mountain Pacific Sports Federation

▲ 2

Event	Scrd As	Athlete	Yr	Scored Mark	Date	Pl. Pts.	Bonus	TOTAL
Scored bests come from CURRENT season								
SP	1	Maggie EWEN	SR	19.20m	63-0 2/9/18	20	8.88	28.88
WT	6	Maggie EWEN	SR	22.26m	73-½ 2/9/18	10	0.84	10.84
Team Total								39.72

23



Cincinnati

American Athletic Conference

▼ 3

Event	Scrd As	Athlete	Yr	Scored Mark	Date	Pl. Pts.	Bonus	TOTAL
Scored bests come from CURRENT season								
HJ	5	Loretta BLAUT	JR	1.87m	6-1½ 2/23/18	12	1.63	13.63
WT	1	Annette ECHIKUNWOKE	SR	24.78m	81-3% 2/16/18	20	5.67	25.67
Team Total								39.29

24



Kansas

Big 12 Conference

▼ 1

Event	Scrd As	Athlete	Yr	Scored Mark	Date	Pl. Pts.	Bonus	TOTAL
Scored bests come from CURRENT season								
3000m	7	Sharon LOKEDI	SR	8:59.69 OT	2/9/18	9	1.19	10.19
5000m	6	Sharon LOKEDI	SR	15:39.05	12/2/17	10	1.32	11.32
4x400	13	Linder, Kuykendoll, Montgomery, Finley		3:33.53 OT	2/17/18	0.9	0.43	1.33
DMR	9	Coppinger, Montgomery, Dimmick, Lokedi		11:01.19 OT	2/17/18	5	1.32	6.32
PV	7	Laura TAYLOR	SR	4.38m	14-4% 2/3/18	9	0.65	9.65
Team Total								38.80

25



Florida State

Atlantic Coast Conference

▼ 3

Event	Scrd As	Athlete	Yr	Scored Mark	Date	Pl. Pts.	Bonus	TOTAL
Scored bests come from CURRENT season								
60m	12	Jayla KIRKLAND	FR	7.24	2/22/18	4	0.61	4.61
60m	12	Ka'Tia SEYMOUR	FR	7.24	2/22/18	4	0.61	4.61
200m	5	Ka'Tia SEYMOUR	FR	22.85	2/22/18	12	1.83	13.83
200m	12	Shauna HELPS	JR	23.02	2/22/18	4	0.63	4.63
H60m	9	Cortney JONES	SO	8.05	2/22/18	7	0.92	7.92
SP	13	Gleneve GRANGE	SR	17.24m	56-6% 2/17/18	3	0.00	3.00
Team Total								38.60

26



Louisville

Atlantic Coast Conference

▼ 1

Event	Scrd As	Athlete	Yr	Scored Mark	Date	Pl. Pts.	Bonus	TOTAL
Scored bests come from CURRENT season								
LJ	16	Alexis GIBBONS	SO	6.27m	20-7 2/9/18	1.25	0.00	1.25
SP	2	Emmonnie HENDERSON	SR	18.14m	59-6% 2/22/18	18	3.59	21.59
WT	10	Makenli FORREST	FR	21.58m	70-9% 2/22/18	6	0.00	6.00
PENT	8	Holly HANKENSON	JR	4,175	2/22/18	8	0.45	8.45
Team Total								37.28

27



Ole Miss

Southeastern Conference

▼ 1

Event	Scrd As	Athlete	Yr	Scored Mark	Date	Pl. Pts.	Bonus	TOTAL
Scored bests come from CURRENT season								
PV	11	Lindsey MURRAY	SR	4.30m	14-1% 2/24/18	5	0.00	5.00
SP	6	Janeah STEWART	SR	17.63m	57-10% 2/24/18	10	1.04	11.04
WT	3	Janeah STEWART	SR	24.12m	79-1% 2/9/18	16	3.85	19.85
Team Total								35.88

"Scrd As", short for "Scored As", Standing used for place points portion of performance's score combining preseason data (when applied) to current season data

Numbers in BLACK are both the performance's actual NCAA rank AND "scored as" rank Numbers in RED indicate actual NCAA rank does not exist or is worse than "scored as" rank Numbers in BLUE indicate actual NCAA rank is better than "scored as" rank

USTFCCCA Non-Member

Non-Member Schools Will NOT be ranked, beginning Week 2



2018 Indoor Track & Field, Week #7

Only those who score >0.01 pts are shown
D denotes multiple-event rule in affect

WOMEN

28



Ohio State

Big Ten Conference

unch

Event	Scrd As	Athlete	Yr	Scored Mark	Date	Pl. Pts.	Bonus	TOTAL
Scored bests come from CURRENT season								
400	14	Maggie BARRIE	SR	52.82 OT	2/23/18	2	0.23	2.23
4x400	7	Hannan, Richardson, Wilson, Barrie		3:31.52 OT	2/23/18	8	1.46	9.46
SP	11	Sade OLATOYE	JR	17.27m 56-8	2/23/18	5	0.06	5.06
WT	4	Sade OLATOYE	JR	23.84m 78-2½	2/23/18	14	3.12	17.12
Team Total								33.87

29



Iowa State

Big 12 Conference

unch

Event	Scrd As	Athlete	Yr	Scored Mark	Date	Pl. Pts.	Bonus	TOTAL
Scored bests come from CURRENT season								
800m	7	Jasmine STAEBLER	JR	2:03.59	1/26/18	9	1.26	10.26
LJ	8	Jhoanmy LUQUE	FR	6.43m 21-1½	2/23/18	8	0.73	8.73
TJ	5	Jhoanmy LUQUE	FR	13.51m 44-4	2/23/18	12	1.16	13.16
Team Total								32.16

30



Akron

Mid-American Conference

unch

Event	Scrd As	Athlete	Yr	Scored Mark	Date	Pl. Pts.	Bonus	TOTAL
Scored bests come from CURRENT season								
PV	4	Lucy BRYAN	SO	4.47m 14-8	2/2/18	14	1.73	15.73
PENT	4	Jaclyn SIEFRING	SR	4,308 OT	2/2/18	14	2.28	16.28
Team Total								32.00

31



Kansas State

Big 12 Conference

▼13

Event	Scrd As	Athlete	Yr	Scored Mark	Date	Pl. Pts.	Bonus	TOTAL
Scored bests come from CURRENT season								
LJ	11	Nina SCHULTZ	SO	6.39m 20-11½	2/9/18	5	0.28	5.28
PENT	1	Nina SCHULTZ	SO	4,502	2/9/18	20	6.36	26.36
Team Total								31.64

32



Iowa

Big Ten Conference

▼1

Event	Scrd As	Athlete	Yr	Scored Mark	Date	Pl. Pts.	Bonus	TOTAL
Scored bests come from CURRENT season								
200m	15	Brittany BROWN	SR	23.09 OT	2/23/18	1.5	0.28	1.78
400	5	Briana GUILLORY	JR	52.08 OT	2/23/18	12	1.08	13.08
4x400	12	Champe, Guillory, Brown, Plock		3:33.31 OT	2/23/18	1	0.51	1.51
LJ	9	Jahisha THOMAS	SR	6.42m 21-¾	2/23/18	7	0.62	7.62
TJ	10	Jahisha THOMAS	SR	13.22m 43-4½	2/23/18	6	0.18	6.18
Team Total								30.18

33



UCLA

Mountain Pacific Sports Federation

104

Event	Scrd As	Athlete	Yr	Scored Mark	Date	Pl. Pts.	Bonus	TOTAL
Scored bests come from CURRENT season								
TJ	4	Jessie MADUKA	SR	13.74m 45-1	1/19/18	14	1.94	15.94
SP	9	Ashlie BLAKE	JR	17.36m 56-11½	2/9/18	7	0.29	7.29
SP	10	Alyssa WILSON	FR	17.30m 56-9¾	2/9/18	6	0.14	6.14
Team Total								29.37

34



Wisconsin

Big Ten Conference

▼2

Event	Scrd As	Athlete	Yr	Scored Mark	Date	Pl. Pts.	Bonus	TOTAL
Scored bests come from CURRENT season								
5000m	12	Amy DAVIS	JR	15:44.65 OT	2/9/18	4	0.61	4.61
5000m	16	Alicia MONSON	SO	15:47.23 OT	2/9/18	1.25	0.35	1.60
SP	16	Banke OGinni	JR	16.93m 55-6½	2/23/18	1.25	0.00	1.25
WT	8	Banke OGinni	JR	21.90m 71-10¾	2/16/18	8	0.32	8.32
PENT	5	Georgia ELLENWOOD	SR	4,264 OT	2/23/18	12	1.40	13.40
Team Total								29.17

"Scrd As", short for "Scored As", Standing used for place points portion of performance's score combining preseason data (when applied) to current season data

Numbers in BLACK are both the performance's actual NCAA rank AND "scored as" rank Numbers in RED indicate actual NCAA rank does not exist or is worse than "scored as" rank Numbers in BLUE indicate actual NCAA rank is better than "scored as" rank

USTFCCCA Non-Member

Non-Member Schools Will NOT be ranked, beginning Week 2



2018 Indoor Track & Field, Week #7

Only those who score >0.01 pts are shown
D denotes multiple-event rule in affect

WOMEN

35



South Carolina

Southeastern Conference

▼ 2

Event	Scrd As	Athlete	Yr	Scored Mark	Date	Pl. Pts.	Bonus	TOTAL
Scored bests come from CURRENT season								
HJ	7	Lissa LABICHE	SO	1.85m 6- $\frac{3}{4}$	2/24/18	9	0.64	9.64
HJ	7	Jordan FIELDS	SO	1.85m 6- $\frac{3}{4}$	1/19/18	9	0.64	9.64
LJ	12	Rougui SOW	JR	6.38m 20-11 $\frac{1}{2}$	2/24/18	4	0.16	4.16
TJ	11	Hanifah ABDULQADIR	JR	13.21m 43-4 $\frac{1}{2}$	1/26/18	5	0.15	5.15
Team Total								28.59

36



Middle Tennessee

Conference USA

▼ 1

Event	Scrd As	Athlete	Yr	Scored Mark	Date	Pl. Pts.	Bonus	TOTAL
Scored bests come from CURRENT season								
800m	1	Agnes ABU	SR	2:02.30	2/25/18	20	2.89	22.89
800m	13	Abike EGBENIYI	JR	2:04.11cf 2:05.54	2/2/18	3	0.61	3.61
Team Total								26.51

37



San Diego State

Mountain West Conference

unch

Event	Scrd As	Athlete	Yr	Scored Mark	Date	Pl. Pts.	Bonus	TOTAL
Scored bests come from CURRENT season								
60m	7	Ashley HENDERSON	SR	7.21cA 7.19	2/9/18	9	1.17	10.17
200m	8	Ashley HENDERSON	SR	22.94cA 22.87	2/22/18	8	1.19	9.19
PV	9	Bonnie DRAXLER	JR	4.31m 14-1 $\frac{1}{2}$	2/22/18	7	0.00	7.00
Team Total								26.37

38



NC State

Atlantic Coast Conference

unch

Event	Scrd As	Athlete	Yr	Scored Mark	Date	Pl. Pts.	Bonus	TOTAL
Scored bests come from CURRENT season								
5000m	3	Elly HENES	SO	15:36.67cf 15:43.84	2/16/18	16	1.63	17.63
H60m	9	Gabriele CUNNINGHAM	JR	8.05	2/9/18	7	0.92	7.92
Team Total								25.55

39



Penn State

Big Ten Conference

▲ 1

Event	Scrd As	Athlete	Yr	Scored Mark	Date	Pl. Pts.	Bonus	TOTAL
Scored bests come from CURRENT season								
800m	3	Danae RIVERS	SO	2:03.13	1/19/18	16	1.84	17.84
PENT	9	Madeline HOLMBERG	SO	4,168 OT	2/23/18	7	0.37	7.37
Team Total								25.21

40



Alabama

Southeastern Conference

▼ 1

Event	Scrd As	Athlete	Yr	Scored Mark	Date	Pl. Pts.	Bonus	TOTAL
Scored bests come from CURRENT season								
200m	13	Daija LAMPKIN	FR	23.03	2/24/18	3	0.56	3.56
4x400	10	Lampkin, Darius, Clark, Roberson		3:32.72	2/9/18	4	0.75	4.75
HJ	7	Stacey DESTIN	JR	1.85m 6- $\frac{3}{4}$	2/9/18	9	0.64	9.64
SP	14	Portious WARREN	JR	17.15m 56-3 $\frac{3}{4}$	2/24/18	2	0.00	2.00
PENT	12	Stacey DESTIN	JR	4,144	2/24/18	4	0.12	4.12
Team Total								24.07

41



Michigan

Big Ten Conference

▼ 5

Event	Scrd As	Athlete	Yr	Scored Mark	Date	Pl. Pts.	Bonus	TOTAL
Scored bests come from CURRENT season								
Mile	8	Haley MEIER	SR	4:35.69 OT	2/9/18	8	0.74	8.74
3000m	10	Gina SERENO	SR	9:01.62 OT	2/9/18	6	0.66	6.66
HJ	13	Claire KIEFFER-WRIGHT	SR	1.84m 6- $\frac{1}{2}$	2/10/18	3	0.29	3.29
PENT	13	Aaron HOWELL	SR	4,133 OT	2/23/18	3	0.00	3.00
Team Total								21.70

42



Northern Arizona

Big Sky Conference

unch

Event	Scrd As	Athlete	Yr	Scored Mark	Date	Pl. Pts.	Bonus	TOTAL
Scored bests come from CURRENT season								
400	10	Jasmine MALONE	JR	52.60cA OT 52.39	2/22/18	6	0.48	6.48
800m	16	Ashley TAYLOR	SR	2:04.53cA OT 2:05.92	2/2/18	1.25	0.19	1.44
5000m	13	Paige GILCHRIST	SR	15:45.76 OT	2/9/18	3	0.47	3.47
WT	7	Brooke ANDERSEN	SR	22.25m 73-0	2/22/18	9	0.82	9.82
Team Total								21.21

"Scrd As", short for "Scored As", Standing used for place points portion of performance's score combining preseason data (when applied) to current season data

Numbers in BLACK are both the performance's actual NCAA rank AND "scored as" rank Numbers in RED indicate actual NCAA rank does not exist or is worse than "scored as" rank Numbers in BLUE indicate actual NCAA rank is better than "scored as" rank

USTFCCCA Non-Member

Non-Member Schools Will NOT be ranked, beginning Week 2



2018 Indoor Track & Field, Week #7

Only those who score >0.01 pts are shown
D denotes multiple-event rule in affect

WOMEN

43



Texas Tech

Big 12 Conference

▼ 2

Event	Scrd As	Athlete	Yr	Scored Mark	Date	Pl. Pts.	Bonus	TOTAL
Scored bests come from CURRENT season								
HJ	2	Zarriea WILLIS	JR	1.89m 6-2½	2/9/18	18	3.00	21.00
Team Total								21.00

44



North Carolina

Atlantic Coast Conference

▼ 1

Event	Scrd As	Athlete	Yr	Scored Mark	Date	Pl. Pts.	Bonus	TOTAL
Scored bests come from CURRENT season								
HJ	3	Nicole GREENE	JR	1.88m 6-2	1/13/18	16	2.31	18.31
Team Total								18.31

44



Texas State

Sun Belt Conference

unch

Event	Scrd As	Athlete	Yr	Scored Mark	Date	Pl. Pts.	Bonus	TOTAL
Scored bests come from CURRENT season								
HJ	3	Chelsie DECOUD	SR	1.88m 6-2	2/19/18	16	2.31	18.31
Team Total								18.31

46



Providence

BIG EAST Conference

▲ 3

Event	Scrd As	Athlete	Yr	Scored Mark	Date	Pl. Pts.	Bonus	TOTAL
Scored bests come from CURRENT season								
Mile	4	Millie PALADINO	JR	4:31.98	2/9/18	14	2.31	16.31
Team Total								16.31

47



Georgia Tech

Atlantic Coast Conference

▼ 1

Event	Scrd As	Athlete	Yr	Scored Mark	Date	Pl. Pts.	Bonus	TOTAL
Scored bests come from CURRENT season								
H60m	4	Jeanine WILLIAMS	JR	8.02	1/19/18	14	1.57	15.57
Team Total								15.57

48



Oklahoma

Big 12 Conference

▼ 3

Event	Scrd As	Athlete	Yr	Scored Mark	Date	Pl. Pts.	Bonus	TOTAL
Scored bests come from CURRENT season								
400	13	Ama PIPI	SR	52.81 OT	2/23/18	3	0.24	3.24
4x400	15	Pipi, Mukes, Blanks, Spencer		3:34.05	2/9/18	0.7	0.27	0.97
SP	7	Jessica WOODARD	SR	17.58m 57-8½	2/9/18	9	0.84	9.84
WT	15	Ashley BRYANT	SR	21.31m 69-11	2/23/18	1.5	0.00	1.50
Team Total								15.56

49



BYU

Mountain Pacific Sports Federation

▲ 7

Event	Scrd As	Athlete	Yr	Scored Mark	Date	Pl. Pts.	Bonus	TOTAL
Scored bests come from CURRENT season								
Mile	6	Whitni ORTON	SO	4:34.88 OT	2/9/18	10	0.96	10.96
DMR	11	Warner, Porter, Rush, Orton		11:01.77 OT	2/17/18	2	1.18	3.18
HJ	16	Andrea STAPLETON	JR	1.83m 6-0	1/26/18	1.25	0.00	1.25
Team Total								15.39

50



West Virginia

Big 12 Conference

▲ 11

Event	Scrd As	Athlete	Yr	Scored Mark	Date	Pl. Pts.	Bonus	TOTAL
Scored bests come from CURRENT season								
Mile	10	Amy CASHIN	SR	4:36.89cf 4:39.63	2/16/18	6	0.42	6.42
PV	8	Maddie GARDNER	JR	4.37m 14-4	2/2/18	8	0.53	8.53
Team Total								14.95

"Scrd As", short for "Scored As", Standing used for place points portion of performance's score combining preseason data (when applied) to current season data

Numbers in BLACK are both the performance's actual NCAA rank AND "scored as" rank Numbers in RED indicate actual NCAA rank does not exist or is worse than "scored as" rank Numbers in BLUE indicate actual NCAA rank is better than "scored as" rank

USTFCCCA Non-Member

Non-Member Schools Will NOT be ranked, beginning Week 2



2018 Indoor Track & Field, Week #7

Only those who score >0.01 pts are shown
D denotes multiple-event rule in affect

WOMEN

51



Texas

Big 12 Conference

▼ 4

Event	Scrd As	Athlete	Yr	Scored Mark	Date	Pl. Pts.	Bonus	TOTAL
Scored bests come from CURRENT season								
60m	12	Teahna DANIELS	JR	7.24cA 7.22	2/16/18	4	0.61	4.61
H60m	12	Pedrya SEYMOUR	SR	8.09	2/9/18	4	0.40	4.40
H60m	16	Rushelle BURTON	SO	8.13	2/23/18	1.25	0.00	1.25
4x400	16	Douglas, Seymour, Golden, Abdul-Rashid		3:34.81	2/9/18	0.6	0.13	0.73
PV	14	Kally LONG	SR	4.29m 14-¾	2/23/18	2	0.00	2.00
Team Total								12.99

52



Harvard

Ivy League

▼ 4

Event	Scrd As	Athlete	Yr	Scored Mark	Date	Pl. Pts.	Bonus	TOTAL
Scored bests come from CURRENT season								
60m	15	Gabrielle THOMAS	JR	7.25	2/24/18	1.5	0.42	1.92
200m	7	Gabrielle THOMAS	JR	22.91cf 23.26	2/24/18	9	1.40	10.40
Team Total								12.33

53



UT Arlington

Sun Belt Conference

▲ 1

Event	Scrd As	Athlete	Yr	Scored Mark	Date	Pl. Pts.	Bonus	TOTAL
Scored bests come from CURRENT season								
HJ	6	Alexus HENRY	JR	1.86m 6-1¼	2/2/18	10	0.98	10.98
Team Total								10.98

54



Campbell

Big South Conference

▼ 3

Event	Scrd As	Athlete	Yr	Scored Mark	Date	Pl. Pts.	Bonus	TOTAL
Scored bests come from CURRENT season								
TJ	6	Sabina ALLEN	SR	13.44m 44-1¼	2/23/18	10	0.93	10.93
Team Total								10.93

55



Washington State

Mountain Pacific Sports Federation

▲ 5

Event	Scrd As	Athlete	Yr	Scored Mark	Date	Pl. Pts.	Bonus	TOTAL
Scored bests come from CURRENT season								
PENT	6	Alissa BROOKS-JOHNSON	SR	4,212	2/2/18	10	0.84	10.84
Team Total								10.84

56



Eastern Michigan

Mid-American Conference

▲ 3

Event	Scrd As	Athlete	Yr	Scored Mark	Date	Pl. Pts.	Bonus	TOTAL
Scored bests come from CURRENT season								
3000m	16	Alsu BOGDANOVA	SR	9:05.81 OT	2/9/18	1.25	0.00	1.25
DMR	7	Bogdanova, Jones, Wyns, Cizmas		11:00.51 OT	2/17/18	8	1.47	9.47
Team Total								10.72

57



Oklahoma State

Big 12 Conference

▲ 10

Event	Scrd As	Athlete	Yr	Scored Mark	Date	Pl. Pts.	Bonus	TOTAL
Scored bests come from CURRENT season								
800m	15	Kaylee DODD	JR	2:04.52 OT	2/9/18	1.5	0.20	1.70
Mile	13	Molly SUGHROUE	JR	4:37.74 OT	2/9/18	3	0.19	3.19
DMR	10	Ballner, Wesley, Dodd, Sughroue		11:01.55 OT	2/17/18	4	1.23	5.23
Team Total								10.12

58



Notre Dame

Atlantic Coast Conference

▲ 16

Event	Scrd As	Athlete	Yr	Scored Mark	Date	Pl. Pts.	Bonus	TOTAL
Scored bests come from CURRENT season								
Mile	9	Jessica HARRIS	SR	4:36.46 OT	2/9/18	7	0.54	7.54
DMR	12	Hart, Miller, Murray, Harris		11:02.01	2/22/18	1	1.12	2.12
Team Total								9.66

"Scrd As", short for "Scored As", Standing used for place points portion of performance's score combining preseason data (when applied) to current season data

Numbers in BLACK are both the performance's actual NCAA rank AND "scored as" rank Numbers in RED indicate actual NCAA rank does not exist or is worse than "scored as" rank Numbers in BLUE indicate actual NCAA rank is better than "scored as" rank

USTFCCCA Non-Member


Non-Member Schools Will NOT be ranked, beginning Week 2




2018 Indoor Track & Field, Week #7

Only those who score >0.01 pts are shown
D denotes multiple-event rule in affect


WOMEN

59  **Air Force** ▼ 7
Mountain West Conference


Event	Scrd As	Athlete	Yr	Scored Mark	Date	Pl. Pts.	Bonus	TOTAL
Scored bests come from CURRENT season								
HJ	7	Shelley SPIRES	SR	1.85m	6- $\frac{3}{4}$	1/26/18	9	0.64 9.64
Team Total								9.64

59  **Bethune-Cookman** ▲ 3
Mid-Eastern Athletic Conference


Event	Scrd As	Athlete	Yr	Scored Mark	Date	Pl. Pts.	Bonus	TOTAL
Scored bests come from CURRENT season								
HJ	7	Quamecha MORRISON	JR	1.85m	6- $\frac{3}{4}$	2/15/18	9	0.64 9.64
Team Total								9.64

61  **Bowling Green** ▼ 8
Mid-American Conference


Event	Scrd As	Athlete	Yr	Scored Mark	Date	Pl. Pts.	Bonus	TOTAL
Scored bests come from CURRENT season								
SP	8	Aliyah GUSTAFSON	SR	17.42m	57-2	2/2/18	8	0.44 8.44
Team Total								8.44

62  **Duke** ▼ 5
Atlantic Coast Conference


Event	Scrd As	Athlete	Yr	Scored Mark	Date	Pl. Pts.	Bonus	TOTAL
Scored bests come from CURRENT season								
4x400	14	Lowe, Kerr, Aveni, Price		3:33.64	2/22/18	0.8	0.38	1.18
PV	9	Madison HEATH	SR	4.31m	14-1 $\frac{1}{2}$	1/13/18	7	0.00 7.00
Team Total								8.18

63  **Syracuse** ▲ 2
Atlantic Coast Conference


Event	Scrd As	Athlete	Yr	Scored Mark	Date	Pl. Pts.	Bonus	TOTAL
Scored bests come from CURRENT season								
5000m	9	Paige STONER	JR	15:44.04 OT	2/9/18	7	0.69	7.69
Team Total								7.69

64  **California** ▼ 1
Mountain Pacific Sports Federation


Event	Scrd As	Athlete	Yr	Scored Mark	Date	Pl. Pts.	Bonus	TOTAL
Scored bests come from CURRENT season								
5000m	14	Bethan KNIGHTS	SR	15:45.94 OT	1/26/18	2	0.44	2.44
PV	11	Lauren MARTINEZ	JR	4.30m	14-1 $\frac{1}{2}$	2/24/18	5	0.00 5.00
Team Total								7.44

65  **Indiana** ▼ 7
Big Ten Conference


Event	Scrd As	Athlete	Yr	Scored Mark	Date	Pl. Pts.	Bonus	TOTAL
Scored bests come from CURRENT season								
DMR	8	Calder, Price, Harris, Receveur		11:00.77 OT	2/17/18	6	1.41	7.41
Team Total								7.41

66  **Villanova** unch
BIG EAST Conference

Event	Scrd As	Athlete	Yr	Scored Mark	Date	Pl. Pts.	Bonus	TOTAL
Scored bests come from CURRENT season								
800m	10	Siofra CLEIRIGH BUTTNER	SR	2:03.89	2/23/18	6	0.89	6.89
Team Total								6.89

67  **Utah** ▲ 1
Mountain Pacific Sports Federation

Event	Scrd As	Athlete	Yr	Scored Mark	Date	Pl. Pts.	Bonus	TOTAL
Scored bests come from CURRENT season								
5000m	10	Grayson MURPHY	SR	15:44.45	12/2/17	6	0.63	6.63
Team Total								6.63

68  **Baylor** ▼ 4
Big 12 Conference

Event	Scrd As	Athlete	Yr	Scored Mark	Date	Pl. Pts.	Bonus	TOTAL
Scored bests come from CURRENT season								
400	10	Kiana HORTON	JR	52.60 OT	2/23/18	6	0.48	6.48
Team Total								6.48

"Scrd As", short for "Scored As", Standing used for place points portion of performance's score combining preseason data (when applied) to current season data

Numbers in BLACK are both the performance's actual NCAA rank AND "scored as" rank Numbers in RED indicate actual NCAA rank does not exist or is worse than "scored as" rank Numbers in BLUE indicate actual NCAA rank is better than "scored as" rank

USTFCCCA Non-Member

Non-Member Schools Will NOT be ranked, beginning Week 2



2018 Indoor Track & Field, Week #7

Only those who score >0.01 pts are shown
D denotes multiple-event rule in affect

WOMEN

69



Miami (Fla.)

Atlantic Coast Conference

unch

Event	Scrd As	Athlete	Yr	Scored Mark	Date	Pl. Pts.	Bonus	TOTAL
-------	---------	---------	----	-------------	------	----------	-------	-------

Scored bests come from CURRENT season

► PENT	10	Michelle ATHERLEY	JR	4,159	2/22/18	6	0.28	6.28
--------	----	-------------------	----	-------	---------	---	------	------

Team Total 6.28

70



Arizona

Mountain Pacific Sports Federation

▲20

Event	Scrd As	Athlete	Yr	Scored Mark	Date	Pl. Pts.	Bonus	TOTAL
-------	---------	---------	----	-------------	------	----------	-------	-------

Scored bests come from CURRENT season

► Mile	11	Claire GREEN	SR	4:37.44 OT	2/23/18	5	0.27	5.27
--------	----	--------------	----	------------	---------	---	------	------

Team Total 5.27

71



UC Santa Barbara

Independent (DI)

unch

Event	Scrd As	Athlete	Yr	Scored Mark	Date	Pl. Pts.	Bonus	TOTAL
-------	---------	---------	----	-------------	------	----------	-------	-------

Scored bests come from CURRENT season

► PENT	11	Hope BENDER	JR	4,149	2/16/18	5	0.17	5.17
--------	----	-------------	----	-------	---------	---	------	------

Team Total 5.17

72



UNLV

Mountain West Conference

▲3

Event	Scrd As	Athlete	Yr	Scored Mark	Date	Pl. Pts.	Bonus	TOTAL
-------	---------	---------	----	-------------	------	----------	-------	-------

Scored bests come from CURRENT season

► 800m	12	Avi' Tal PERTEETE	FR	2:04.01ca 2:04.71	2/22/18	4	0.74	4.74
--------	----	-------------------	----	-------------------	---------	---	------	------

Team Total 4.74

73



Washington

Mountain Pacific Sports Federation

▼3

Event	Scrd As	Athlete	Yr	Scored Mark	Date	Pl. Pts.	Bonus	TOTAL
-------	---------	---------	----	-------------	------	----------	-------	-------

Scored bests come from CURRENT season

► 3000m	12	Amy-Eloise NEALE	SR	9:01.96 OT	1/13/18	4	0.57	4.57
---------	----	------------------	----	------------	---------	---	------	------

Team Total 4.57

74



North Carolina A&T

Mid-Eastern Athletic Conference

▼1

Event	Scrd As	Athlete	Yr	Scored Mark	Date	Pl. Pts.	Bonus	TOTAL
-------	---------	---------	----	-------------	------	----------	-------	-------

Scored bests come from CURRENT season

► H60m	12	Kayla WHITE	JR	8.09	2/15/18	4	0.40	4.40
--------	----	-------------	----	------	---------	---	------	------

Team Total 4.40

75



Boston College

Atlantic Coast Conference

▲24

Event	Scrd As	Athlete	Yr	Scored Mark	Date	Pl. Pts.	Bonus	TOTAL
-------	---------	---------	----	-------------	------	----------	-------	-------

Scored bests come from CURRENT season

► Mile	12	Paige DUCA	JR	4:37.55	2/9/18	4	0.24	4.24
--------	----	------------	----	---------	--------	---	------	------

Team Total 4.24

76



South Dakota

The Summit League

▼4

Event	Scrd As	Athlete	Yr	Scored Mark	Date	Pl. Pts.	Bonus	TOTAL
-------	---------	---------	----	-------------	------	----------	-------	-------

Scored bests come from CURRENT season

► PV	14	Helen FALDA	SO	4.29m 14-¾	2/9/18	2	0.00	2.00
------	----	-------------	----	------------	--------	---	------	------

► PENT	14	Shanice CANNIGAN	SR	4,128	2/23/18	2	0.00	2.00
--------	----	------------------	----	-------	---------	---	------	------

Team Total 4.00

77



Eastern Illinois

Ohio Valley Conference

▲2

Event	Scrd As	Athlete	Yr	Scored Mark	Date	Pl. Pts.	Bonus	TOTAL
-------	---------	---------	----	-------------	------	----------	-------	-------

Scored bests come from CURRENT season

► HJ	13	Haleigh KNAPP	SR	1.84m 6-½	1/27/18	3	0.29	3.29
------	----	---------------	----	-----------	---------	---	------	------

Team Total 3.29

77



Florida International

Conference USA

▲2

Event	Scrd As	Athlete	Yr	Scored Mark	Date	Pl. Pts.	Bonus	TOTAL
-------	---------	---------	----	-------------	------	----------	-------	-------

Scored bests come from CURRENT season

► HJ	13	Clarissa CUTLIFF	JR	1.84m 6-½	2/17/18	3	0.29	3.29
------	----	------------------	----	-----------	---------	---	------	------

Team Total 3.29

"Scrd As", short for "Scored As", Standing used for place points portion of performance's score combining preseason data (when applied) to current season data

Numbers in BLACK are both the performance's actual NCAA rank AND "scored as" rank Numbers in RED indicate actual NCAA rank does not exist or is worse than "scored as" rank Numbers in BLUE indicate actual NCAA rank is better than "scored as" rank

USTFCCCA Non-Member

Non-Member Schools Will NOT be ranked, beginning Week 2



2018 Indoor Track & Field, Week #7

Only those who score >0.01 pts are shown
D denotes multiple-event rule in affect

WOMEN

79



Columbia

Ivy League

▲ 31

Event	Scrd As	Athlete	Yr	Scored Mark	Date	Pl. Pts.	Bonus	TOTAL
-------	---------	---------	----	-------------	------	----------	-------	-------

Scored bests come from CURRENT season

► Mile	14	Sarah HARDIE	SR	4:37.94cf	4:40.69	2/16/18	2	0.14	2.14
--------	----	--------------	----	-----------	---------	---------	---	------	------

Team Total 2.14

80



Northern Illinois

Mid-American Conference

▼ 2

Event	Scrd As	Athlete	Yr	Scored Mark	Date	Pl. Pts.	Bonus	TOTAL
-------	---------	---------	----	-------------	------	----------	-------	-------

Scored bests come from CURRENT season

► TJ	14	Jehvania WHYTE	JR	13.13m	43-1	2/23/18	2	0.00	2.00
------	----	----------------	----	--------	------	---------	---	------	------

Team Total 2.00

81



Binghamton

America East Conference

▲ 1

Event	Scrd As	Athlete	Yr	Scored Mark	Date	Pl. Pts.	Bonus	TOTAL
-------	---------	---------	----	-------------	------	----------	-------	-------

Scored bests come from CURRENT season

► LJ	15	Keishorea ARMSTRONG	SR	6.29m	20-7½	2/25/18	1.5	0.00	1.50
------	----	---------------------	----	-------	-------	---------	-----	------	------

Team Total 1.50

81



Kent State

Mid-American Conference

▼ 4

Event	Scrd As	Athlete	Yr	Scored Mark	Date	Pl. Pts.	Bonus	TOTAL
-------	---------	---------	----	-------------	------	----------	-------	-------

Scored bests come from CURRENT season

► WT	15	Gabrielle FIGUEROA	SR	21.31m	69-11	2/23/18	1.5	0.00	1.50
------	----	--------------------	----	--------	-------	---------	-----	------	------

Team Total 1.50

81



Nebraska

Big Ten Conference

▼ 31

Event	Scrd As	Athlete	Yr	Scored Mark	Date	Pl. Pts.	Bonus	TOTAL
-------	---------	---------	----	-------------	------	----------	-------	-------

Scored bests come from CURRENT season

► TJ	15	Angela MERCURIO	JR	13.11m	43-¾	2/2/18	1.5	0.00	1.50
------	----	-----------------	----	--------	------	--------	-----	------	------

Team Total 1.50

84



Samford

Southern Conference

▲ 2

Event	Scrd As	Athlete	Yr	Scored Mark	Date	Pl. Pts.	Bonus	TOTAL
-------	---------	---------	----	-------------	------	----------	-------	-------

Scored bests come from CURRENT season

► PENT	16	Selena POPP	JR	4,118	2/24/18	1.25	0.00	1.25
--------	----	-------------	----	-------	---------	------	------	------

Team Total 1.25

"Scrd As", short for "Scored As", Standing used for place points portion of performance's score combining preseason data (when applied) to current season data

Numbers in BLACK are both the performance's actual NCAA rank AND "scored as" rank Numbers in RED indicate actual NCAA rank does not exist or is worse than "scored as" rank Numbers in BLUE indicate actual NCAA rank is better than "scored as" rank

USTFCCCA Non-Member

Non-Member Schools Will NOT be ranked, beginning Week 2