



USTFCCCA NCAA Division II National Team Rankings


2013 Outdoor Track & Field, Preseason

as of 3/26/2013 9:08:36 AM

D denotes multiple-event rule in affect
Only those who score >0.01 pts are shown

MEN

<div><div><div>1</div></div><div><div><div><div><div><div></div><div>LINCOLN</div></div><div><div><div>Grand Canyon</div><div>Pacific West Conference</div></div></div></div><div><div>▲</div><div>9</div></div></div></div></div></div>									
Event	Scrd As	Athlete	Yr	Scored Mark		Date	Pl. Pts.	Bonus	TOTAL
Scored bests come from CURRENT season									
▶ 100m	4	Dario HORVAT	FR	10.32		P 3/15/13	14	1.55	15.55
▶ 200m	9	Fred TAYLOR	JR	21.09		P 3/22/13	7	0.81	7.81
▶ 400m	17	Oliver SMITH	SR	47.32		P 3/15/13	1.5	0.30	1.80
▶ 4x100	5	Hill, Taylor, Parker, Horvat		40.39		P 3/15/13	12	1.17	13.17
▶ 4x400	12	Ralston, Smith, Bullard, Cooper		3:11.15		P 3/22/13	1	0.64	1.64
▶ LJ	1	AAaron HILL	JR	7.85m	25-9%	A 3/22/13	20	3.17	23.17
▶ LJ	9	Kevin LASHLEY	SR	7.48m	24-6%	P 3/22/13	7	0.80	7.80
Scored bests come from PRE-SEASON DATA									
▶ 100m	2	Fred TAYLOR		10.29		5/7/11	18	1.77	19.77
▶ 100m	9	AAaron HILL	JR	10.45		3/16/12	7	0.72	7.72
▶ 200m	11	Lance PARKER		21.15w		4/22/11	5	0.62	5.62
▶ 200m	40	Oliver SMITH	SR	21.51		4/19/12		0.05	0.05
▶ 400m	13	Ramon COOPER	SR	47.08		5/8/10	D 3.5	0.50	2.50
▶ 800m	17	Stephan BULLARD		1:51.16		5/21/09	1.5	0.47	1.97
▶ 10k	21	Charles SIMON	SR	30:40.08		4/6/12	0.7	0.14	0.84
▶ 10k	31	Kipkorir MUTAI	SR	31:00.47		4/6/12	0.16	0.00	0.16
▶ 110mH	3	Tyler SIPES	SR	14.01		5/26/12	16	1.75	17.75
▶ 400mH	3	Ramon COOPER	SR	50.77		4/18/09	16	2.10	18.10
▶ PV	1	Vince FRAWLEY	SR	5.20m	17-¾	4/6/12	20	3.12	23.12
▶ PV	7	Eric FRAWLEY	SR	4.96m	16-¾	4/19/12	9	0.86	9.86
▶ PV	14	Brandon CHILDS		4.90m	16-¾	5/1/10	3	0.39	3.39
▶ LJ	3	Karlin STEWART	SR	7.74mw	25-4%	5/26/12	16	2.34	18.34
▶ LJ	5	Ramon COOPER	SR	7.57m	24-10	4/6/12	12	1.27	13.27
▶ TJ	4	Kevin LASHLEY	SR	15.23m	49-11%	5/12/12	14	1.13	15.13
▶ TJ	6	Ramon COOPER	TJ	15.16m	49-9	3/28/09	D 10	0.94	2.94
▶ TJ	14	Karlin STEWART	SR	14.96m	49-1	5/12/12	3	0.42	3.42
Team Total								234.89	

2			Saint Augustine's		▲ 1			
		Central Intercollegiate Athletic Association						
Event	Scrd As	Athlete	Yr	Scored Mark	Date	Pl. Pts.	Bonus	TOTAL
Scored bests come from CURRENT season								
▶ 100m	23	Jermaine JONES	SO	10.57w	P 3/14/13	0.55	0.20	0.75
▶ 200m	4	Burkheart ELLIS JR.	FR	20.96	P 3/22/13	14	1.30	15.30
▶ 200m	29	Jermaine JONES	SO	21.43	P 3/22/13	0.25	0.15	0.40
▶ 200m	31	Taffawee JOHNSON	JR	21.44	P 3/14/13	0.16	0.14	0.30
▶ 400m	37	Elhadji MBOW	JR	47.84	P 3/22/13		0.03	0.03
▶ 110mH	6	Moussa DEMBELE	JR	14.07	A 3/14/13	10	1.40	11.40
▶ 400mH	5	Elhadji MBOW	JR	51.15	P 3/14/13	12	1.51	13.51
Scored bests come from PRE-SEASON DATA								
▶ 100m	7	Ramaan ANSLEY	SR	10.44w	5/26/12	9	0.77	9.77
▶ 100m	35	Julius WEST	JR	10.62	3/15/12	0.02	0.09	0.11
▶ 200m	1	Josh EDMONDS	JR	20.62	4/14/12	20	2.59	22.59
▶ 200m	18	James QUARLES	JR	21.34	4/14/12	1	0.26	1.26
▶ 400m	2	Josh EDMONDS	JR	45.89	5/26/12	18	2.31	20.31
▶ 400m	4	James QUARLES	JR	46.43	4/20/12	14	1.41	15.41
▶ 800m	10	Marcelis LYNCH	SR	1:50.81	5/13/12	6	0.65	6.65
▶ 800m	16	Jameel WALCOTT	JR	1:51.14	5/13/12	2	0.48	2.48
▶ 110mH	2	Ty'reak MURRAY	JR	13.95	5/26/12	18	2.10	20.10
▶ 400mH	12	Devon BURROUGHS	SR	51.85	3/15/12	4	0.72	4.72
▶ 400mH	16	Dahmyir OWENS	JR	52.34	5/13/12	2	0.32	2.32
▶ 400mH	19	Akido NOEL	SR	52.46	4/6/12	0.9	0.26	1.16
▶ 4x100	6			40.40	5/13/12	10	1.14	11.14
▶ 4x400	1			3:07.15	5/26/12	20	3.09	23.09
▶ HJ	3	Eddie SHELTON	JR	2.15m	7-½ 3/15/12	16	1.39	17.39
▶ HJ	19	Alexander LOUDEN	SO	2.06m	6-9 5/13/12	0.9	0.17	1.07
▶ LJ	14	DeJon WILKINSON	JR	7.37m	24-2¼ 4/20/12	3	0.35	3.35
▶ TJ	4	DeJon WILKINSON	JR	15.23m	49-11½ 5/6/12	14	1.13	15.13
Team Total								219.73

"Scrd As", short for "Scored As", Standing used for place points portion of performance's score combining preseason data (when applied) to current season data

Numbers in BLACK are both the performance's actual NCAA rank AND "scored as" rank Numbers in RED indicate actual NCAA rank does not exist or is worse than "scored as" rank Numbers in BLUE indicate actual NCAA rank is better than "scored as" rank

USTFCCCA Non-Member

Non-Member Schools Will NOT be ranked, beginning Week 2



USTFCCCA NCAA Division II National Team Rankings

2013 Outdoor Track & Field, Preseason

as of 3/26/2013 9:08:36 AM

D

denotes multiple-event rule in affect

Only those who score >0.01 pts are shown

MEN

3



Adams State

Rocky Mountain Athletic Conference

▼ 2

Event	Scrd As	Athlete	Yr	Scored Mark	Date	Pl.	Pts.	Bonus	TOTAL
Scored bests come from PRE-SEASON DATA									
▶ 100m	35	Justin SMIT	SO	10.62w	4/12/12		0.02	0.09	0.11
▶ 400m	23	Boris BERIAN	SO	47.45	4/12/12		0.55	0.23	0.78
▶ 800m	3	Boris BERIAN	SO	1:48.93	4/29/12		16	1.94	17.94
▶ 1500m	1	Kevin BATT	SO	3:45.04	4/29/12		20	1.93	21.93
▶ 1500m	2	Matt DANIELS	SO	3:45.10	4/29/12		18	1.91	19.91
▶ 1500m	6	Keegan CALMES	SR	3:48.23	5/6/12		10	0.91	10.91
▶ 1500m	13	David SANCHEZ	SR	3:49.47	5/6/12		3.5	0.63	4.13
▶ 1500m	19	Andrew ROBERTS	SR	3:51.19	5/13/12		0.9	0.26	1.16
▶ Steeple	2	Tabor STEVENS	SO	8:45.95	4/6/12		18	2.58	20.58
▶ 5000m	1	Kevin BATT	SO	13:53.91	4/19/12		20	2.75	22.75
▶ 5000m	2	Matt DANIELS	SO	13:59.26	4/19/12		18	2.25	20.25
▶ 5000m	6	Tabor STEVENS	SO	14:08.69	4/19/12		10	1.40	11.40
▶ 5000m	8	David SANCHEZ	SR	14:11.53	4/19/12		8	1.14	9.14
▶ 5000m	21	Andrew ROBERTS	SR	14:32.22	5/6/12		0.7	0.24	0.94
▶ 10k	12	Jovanny GODINEZ	JR	29:55.26	4/19/12		4	0.76	4.76
▶ 10k	25	Andrew ROBERTS	SR	30:43.93	4/19/12		0.45	0.10	0.55
▶ 4x100	9			40.59	5/6/12		5	0.78	5.78
▶ SP	7	Wesley LAVONG	JR	17.37m	5/26/12		9	0.90	9.90
▶ HT	20	Wesley LAVONG	JR	55.77m	4/6/12		0.8	0.10	0.90
▶ JAV	15	Zach DUNBAR	SR	61.57m	4/12/12		2.5	0.27	2.77
Team Total									186.58

4



Findlay

Great Lakes Intercollegiate Athletic Conference

▲ 3

Event	Scrd As	Athlete	Yr	Scored Mark	Date	Pl.	Pts.	Bonus	TOTAL
Scored bests come from CURRENT season									
▶ Steeple	22	Timothy MAJOY	SR	9:17.91	P 3/15/13		0.6	0.15	0.75
▶ SP	1	Derrick VICARS	SR	19.44m	63-9% A 3/8/13		20	4.79	24.79
▶ SP	20	Marcus VICARS	JR	16.53m	54-2% P 3/15/13		0.8	0.12	0.92
▶ DISC	3	Derrick VICARS	SR	55.36m	181-7 P 3/15/13		16	2.10	18.10
Scored bests come from PRE-SEASON DATA									
▶ 200m	32	John GUAGENTI	SR	21.45	5/2/12		0.12	0.13	0.25
▶ 400m	3	John GUAGENTI	SR	46.34	5/26/12		16	1.56	17.56
▶ 1500m	31	Justin EILERMAN	JR	3:52.21	5/11/12		0.16	0.15	0.31
▶ 110mH	24	Timothy SANDERS	SR	14.48	5/2/12		0.5	0.12	0.62
▶ 400mH	19	Timothy SANDERS	SR	52.46	5/11/12		0.9	0.26	1.16
▶ 4x400	9			3:10.74	5/11/12		5	0.88	5.88
▶ PV	22	Corey SHANK	JR	4.80m	15-9 #####		0.6	0.00	0.60
▶ TJ	11	Glen FORSYTHE	SO	15.08m	49-5% 5/12/12		5	0.73	5.73
▶ SP	3	Taylor MILLER	JR	18.24m	59-10% 5/26/12		16	2.27	18.27
▶ SP	4	Darren BASS	SR	17.63m	57-10% 5/2/12		14	1.27	15.27
▶ DISC	33	Taylor MILLER	JR	49.40m	162-1 5/2/12		0.08	0.00	0.08
▶ HT	1	Derrick VICARS	SR	66.04m	216-8 4/20/12		20	3.40	23.40
Team Total									133.69

"Scrd As", short for "Scored As", Standing used for place points portion of performance's score combining preseason data (when applied) to current season data

Numbers in BLACK are both the performance's actual NCAA rank AND "scored as" rank Numbers in RED indicate actual NCAA rank does not exist or is worse than "scored as" rank Numbers in BLUE indicate actual NCAA rank is better than "scored as" rank

USTFCCCA Non-Member

Non-Member Schools Will NOT be ranked, beginning Week 2



USTFCCCA NCAA Division II National Team Rankings

2013 Outdoor Track & Field, Preseason

as of 3/26/2013 9:08:37 AM

D denotes multiple-event rule in affect
Only those who score >0.01 pts are shown

MEN

5



Texas A&M-Kingsville ▲ 1

Lone Star Conference

Event	Scrd As	Athlete	Yr	Scored Mark	Date	Pl. Pts.	Bonus	TOTAL
Scored bests come from CURRENT season								
800m	39	Michal IDZIAK	FR	1:52.30	P 3/22/13		0.02	0.02
HJ	2	Jeron ROBINSON	SO	2.19m	7-2½ A 3/22/13	18	2.34	20.34
PV	2	Jordan YAMOAHA	FR	5.16m	16-11 A 3/22/13	18	2.65	20.65
HT	24	Myrium DAVIS	JR	55.35m	181-7 P 3/22/13	0.5	0.02	0.52
Scored bests come from PRE-SEASON DATA								
200m	38	Anthony WASHINGTON	SR	21.50	5/3/12		0.07	0.07
400m	23	Anthony WASHINGTON	SR	47.45	5/3/12	0.55	0.23	0.78
110mH	16	Catrell BUTLER	SR	14.35	3/6/12	2	0.36	2.36
400mH	3	Sergio RIOS	SR	50.77	5/26/12	16	2.10	18.10
4x100	2			39.71	5/3/12	18	3.06	21.06
4x400	13			3:11.67	3/23/12	0.9	0.41	1.31
HJ	31	Derryl NASH	SO	2.05m	6-8¾ 4/14/12	0.16	0.09	0.25
LJ	9	CJ GRIGGS	JR	7.48mw	24-6½ 5/3/12	7	0.80	7.80
TJ	1	CJ GRIGGS	JR	15.78mw	51-9¾ 5/26/12	20	2.90	22.90
SP	26	Geronimo LOPEZ	SR	16.23m	53-3 3/17/12	0.4	0.00	0.40
DISC	4	Andrew WELLS	SO	55.10m	180-9 5/3/12	14	1.90	15.90
HT	31	Andrew WELLS	SO	54.39m	178-5 3/23/12	0.16	0.00	0.16
DEC	35	Matt BUSKER	JR	6,145	5/3/12	0.02	0.00	0.02
Team Total								132.65

6



Ashland ▲ 1

Great Lakes Intercollegiate Athletic Conference

Event	Scrd As	Athlete	Yr	Scored Mark	Date	Pl. Pts.	Bonus	TOTAL
Scored bests come from CURRENT season								
100m	27	Joe HORN	SR	10.59w	P 3/14/13	0.35	0.16	0.51
200m	8	Joe HORN	SR	21.04	P 3/14/13	8	1.00	9.00
SP	17	Donald DUKE	JR	16.72m	54-10¾ P 3/22/13	1.5	0.26	1.76
Scored bests come from PRE-SEASON DATA								
100m	14	DeAndre DAVIS	SR	10.52	5/2/12	3	0.38	3.38
100m	25	Jordan HOPPEL	JR	10.58w	5/2/12	0.45	0.18	0.63
200m	21	DeAndre DAVIS	SR	21.35	5/2/12	0.7	0.25	0.95
400m	5	Keith CLEVELAND	JR	46.51	5/26/12	12	1.28	13.28
800m	4	Drew WINDLE	SO	1:50.36	5/11/12	14	0.89	14.89
800m	19	Tom SCOTT	SR	1:51.21	5/2/12	0.9	0.45	1.35
1500m	34	Brian BAUM	SO	3:52.52	4/13/12	0.04	0.12	0.16
4x100	8			40.55	5/26/12	6	0.85	6.85
4x400	5			3:09.51	5/26/12	12	1.63	13.63
PV	12	Eric KLUCAR	SR	4.91m	16-1¾ 4/27/12	4	0.47	4.47
DISC	5	Chris POWELL	SR	54.15m	177-8 5/11/12	12	1.34	13.34
DISC	6	Kyle STEINHAUSER	SR	53.93m	176-11 5/2/12	10	1.22	11.22
HT	2	Garrett GREY	SR	65.05m	213-5 4/27/12	18	2.91	20.91
HT	9	Richard QUICK	SR	58.97m	193-5 3/30/12	7	0.66	7.66
HT	18	Zac BALL	JR	56.09m	184-0 5/9/12	1	0.16	1.16
Team Total								125.14

7



Lincoln (Mo.) ▼ 5

Mid-America Intercollegiate Athletics Association

Event	Scrd As	Athlete	Yr	Scored Mark	Date	Pl. Pts.	Bonus	TOTAL
Scored bests come from PRE-SEASON DATA								
100m	1	Romel LEWIS	JR	10.16w	5/26/12	20	2.75	22.75
400m	19	Michael ASHLEY	JR	47.34	3/23/12	0.9	0.29	1.19
800m	15	Jermaine BLAKE	JR	1:51.12	4/13/12	2.5	0.49	2.99
110mH	4	Sabiel ANDERSON	SR	14.04	5/4/12	14	1.57	15.57
400mH	1	Sabiel ANDERSON	SR	50.60	5/26/12	20	2.37	22.37
400mH	2	Romel LEWIS	JR	50.63	5/26/12	18	2.32	20.32
4x100	1			39.57	4/25/12	20	3.46	23.46
4x400	6			3:09.62	5/26/12	10	1.56	11.56
Team Total								120.22

"Scrd As", short for "Scored As", Standing used for place points portion of performance's score combining preseason data (when applied) to current season data

Numbers in BLACK are both the performance's actual NCAA rank AND "scored as" rank Numbers in RED indicate actual NCAA rank does not exist or is worse than "scored as" rank Numbers in BLUE indicate actual NCAA rank is better than "scored as" rank

USTFCCCA Non-Member

Non-Member Schools Will NOT be ranked, beginning Week 2



USTFCCCA NCAA Division II National Team Rankings

2013 Outdoor Track & Field, Preseason

as of 3/26/2013 9:08:37 AM

D denotes multiple-event rule in affect
Only those who score >0.01 pts are shown

MEN

8



Chico State

California Collegiate Athletic Association

▲ 8

Event	Scrd As	Athlete	Yr	Scored Mark	Date	Pl. Pts.	Bonus	TOTAL
-------	---------	---------	----	-------------	------	----------	-------	-------

Scored bests come from CURRENT season

▶ 110mH	27	Hakeem DYSON	SO	14.50w	P 3/8/13	0.35	0.08	0.43
▶ DEC	5	Theodore ELSENBAUMER	JR	7,010	A 2/28/13	12	1.52	13.52

Scored bests come from PRE-SEASON DATA

▶ 1500m	33	Isaac CHAVEZ	JR	3:52.38	4/13/12	0.08	0.13	0.21
▶ Steeple	24	Kevin SVAHN	SO	9:18.20	4/6/12	0.5	0.14	0.64
▶ Steeple	32	Phil GRABER	SR	9:23.46	4/6/12	0.12	0.00	0.12
▶ 5000m	11	Isaac CHAVEZ	JR	14:22.52	4/19/12	5	0.52	5.52
▶ 5000m	17	Dayne GRADONE	JR	14:30.06	4/6/12	1.5	0.30	1.80
▶ 5000m	19	Anthony COSTALES	SR	14:30.61	4/27/12	0.9	0.28	1.18
▶ 10k	1	Isaac CHAVEZ	JR	28:49.17	4/6/12	20	2.98	22.98
▶ 10k	9	Anthony COSTALES	SR	29:46.51	4/6/12	7	0.97	7.97
▶ 10k	29	Alfonso CISNEROS	JR	30:59.21	4/19/12	0.25	0.00	0.25
▶ HJ	6	Michael SOUZA	SR	2.14m 7-¼	4/13/12	10	1.15	11.15
▶ DEC	2	J. Patrick SMITH	JR	7,366	5/26/12	18	3.29	21.29
▶ DEC	4	John BRUNK	SR	7,049	5/26/12	14	1.72	15.72

Team Total 102.79

9



Pittsburg State

Mid-America Intercollegiate Athletics Association

▲ 3

Event	Scrd As	Athlete	Yr	Scored Mark	Date	Pl. Pts.	Bonus	TOTAL
-------	---------	---------	----	-------------	------	----------	-------	-------

Scored bests come from CURRENT season

▶ DISC	20	Cody HOLLAND	JR	50.69m 166-3	P 3/14/13	0.8	0.14	0.94
▶ DISC	30	Shane LUNDQUIST	JR	49.84m 163-6	P 3/14/13	0.2	0.00	0.20

Scored bests come from PRE-SEASON DATA

▶ 100m	16	Keenan SOLES	JR	10.53	5/4/12	2	0.33	2.33
▶ 200m	34	Jordan RIFFEL	SO	21.47w	5/4/12	0.04	0.10	0.14
▶ 10k	15	Adam VOLKERT	SR	30:21.81	5/12/12	2.5	0.36	2.86
▶ 4x100	11			40.62	5/26/12	2	0.73	2.73
▶ PV	4	Jeff PIEPENBRINK	SO	5.11m 16-9¼	5/12/12	14	2.08	16.08
▶ PV	10	Colbie SNYDER	SR	4.93m 16-2	5/4/12	6	0.62	6.62
▶ LJ	2	Keenan SOLES	JR	7.80mw 25-7¼	3/31/12	18	2.79	20.79
▶ LJ	25	Steven MANN	JR	7.27mw 23-10¼	4/7/12	0.45	0.09	0.54
▶ TJ	6	Marquise CUSHON	SO	15.16mw 49-9	3/15/12	10	0.94	10.94
▶ TJ	24	Keenan SOLES	JR	14.75mw 48-4¼	5/4/12	0.5	0.13	0.63
▶ SP	23	Cody HOLLAND	JR	16.35m 53-7¼	5/4/12	0.55	0.00	0.55
▶ DISC	1	John TALBERT	SR	58.12m 190-8	4/14/12	20	4.21	24.21
▶ HT	8	John TALBERT	SR	59.89m 196-6	5/12/12	8	0.93	8.93
▶ HT	30	Luke WILSON	SO	54.42m 178-6	4/20/12	0.2	0.00	0.20
▶ JAV	20	Garrett CANTRELL	SO	60.60m 198-10	5/12/12	0.8	0.10	0.90
▶ DEC	19	Jeff PIEPENBRINK	SO	6,455	5/4/12	0.9	0.15	1.05

Team Total 100.65

"Scrd As", short for "Scored As", Standing used for place points portion of performance's score combining preseason data (when applied) to current season data

Numbers in BLACK are both the performance's actual NCAA rank AND "scored as" rank Numbers in RED indicate actual NCAA rank does not exist or is worse than "scored as" rank Numbers in BLUE indicate actual NCAA rank is better than "scored as" rank

USTFCCCA Non-Member

Non-Member Schools Will NOT be ranked, beginning Week 2



USTFCCCA NCAA Division II National Team Rankings

2013 Outdoor Track & Field, Preseason

as of 3/26/2013 9:08:37 AM

D denotes multiple-event rule in affect
Only those who score >0.01 pts are shown

MEN

10



Abilene Christian

Lone Star Conference

▼ 5

Event	Scrd As	Athlete	Yr	Scored Mark	Date	Pl.	Pts.	Bonus	TOTAL
Scored bests come from CURRENT season									
▶ 100m	33	Johnathan FARQUARSHON	FR	10.61	3/22/13		0.08	0.11	0.19
▶ DISC	10	Andrew HUDSON	JR	52.43m	172-0	P	3/14/13	6	0.60 6.60
Scored bests come from PRE-SEASON DATA									
▶ 100m	27	Dennis BAIN	SR	10.59w	5/3/12		0.35	0.16	0.51
▶ 200m	7	Jordan GEARY	SR	21.02	5/3/12		9	1.07	10.07
▶ 400m	9	Jordan GEARY	SR	46.79	5/3/12		7	0.82	7.82
▶ 800m	6	Bango JAYESIMI	SR	1:50.46	4/6/12		10	0.84	10.84
▶ 110mH	10	Kevin JOHNSON	SR	14.23	5/9/12		6	0.63	6.63
▶ 400mH	33	Kevin JOHNSON	SR	53.23	4/21/12		0.08	0.00	0.08
▶ 4x100	3			40.01	5/3/12		16	2.22	18.22
▶ 4x400	8			3:10.42	3/28/12		6	1.08	7.08
▶ LJ	13	Darian HOGG	JR	7.38mw	24-2½	5/9/12	3.5	0.37	3.87
▶ HT	3	Baptiste KERJEAN	SR	64.25m	210-9	5/26/12	16	2.52	18.52
▶ DEC	8	Parker PETTY	SR	6,845	3/14/12		8	0.95	8.95
Team Total									99.37

11



Grand Valley State

Great Lakes Intercollegiate Athletic Conference

▲ 17

Event	Scrd As	Athlete	Yr	Scored Mark	Date	Pl.	Pts.	Bonus	TOTAL
Scored bests come from PRE-SEASON DATA									
▶ 200m	35	Nathaniel HAMMERSMITH	JR	21.48	4/20/12		0.02	0.09	0.11
▶ 400m	21	Nathaniel HAMMERSMITH	JR	47.43	5/12/12		0.7	0.24	0.94
▶ 1500m	23	Bryce PULLEY	JR	3:51.55	5/11/12		0.55	0.22	0.77
▶ 1500m	29	Alan PETERSON	JR	3:51.96	5/11/12		0.25	0.18	0.43
▶ Steeple	12	Jake ISAACSON	SR	9:04.43	4/26/12		4	0.67	4.67
▶ Steeple	21	Mike GIBBONS	SR	9:17.21	4/26/12		0.7	0.17	0.87
▶ 5000m	13	Stephen FUELLING	SR	14:24.14	4/26/12		3.5	0.47	3.97
▶ 5000m	18	Alan PETERSON	JR	14:30.45	4/19/12		1	0.29	1.29
▶ 5000m	31	Josh MOSKALEWSKI	JR	14:40.12	5/11/12		0.16	0.01	0.17
▶ 400mH	7	Logan HOFFMAN	JR	51.61	5/2/12		9	0.96	9.96
▶ 400mH	22	Chris TEITSMA	JR	52.73	4/20/12		0.6	0.13	0.73
▶ 4x400	16			3:12.23	5/11/12		0.6	0.19	0.79
▶ HJ	3	Trent CHAPPELL	SO	2.15m	7-½	4/6/12	16	1.39	17.39
▶ HJ	19	Patrick LIVENGOD	JR	2.06m	6-9	4/27/12	0.9	0.17	1.07
▶ PV	5	Bret MYERS	SO	5.07m	16-7½	5/11/12	12	1.72	13.72
▶ PV	8	Raphael GELO	SR	4.95m	16-2½	5/2/12	8	0.78	8.78
▶ PV	17	Jeremy HORNER	SO	4.85m	15-11	5/2/12	1.5	0.19	1.69
▶ PV	22	Kevin LELAND	SR	4.80m	15-9	4/26/12	0.6	0.00	0.60
▶ SP	5	Donny STIFFLER	JR	17.41m	57-1½	3/31/12	12	0.95	12.95
▶ DISC	22	Donny STIFFLER	JR	50.50m	165-8	5/11/12	0.6	0.08	0.68
▶ DISC	31	Nathan DEKAM	JR	49.81m	163-5	5/11/12	0.16	0.00	0.16
▶ HT	7	Andrew GORLEY	SR	59.98m	196-9	5/9/12	9	0.96	9.96
Team Total									91.72

"Scrd As", short for "Scored As", Standing used for place points portion of performance's score combining preseason data (when applied) to current season data

Numbers in BLACK are both the performance's actual NCAA rank AND "scored as" rank Numbers in RED indicate actual NCAA rank does not exist or is worse than "scored as" rank Numbers in BLUE indicate actual NCAA rank is better than "scored as" rank

USTFCCCA Non-Member

Non-Member Schools Will NOT be ranked, beginning Week 2



USTFCCCA NCAA Division II National Team Rankings

2013 Outdoor Track & Field, Preseason

as of 3/26/2013 9:08:37 AM

D

denotes multiple-event rule in affect

Only those who score >0.01 pts are shown

MEN

12



Missouri Southern

▲ 14

Mid-America Intercollegiate Athletics Association

Event	Scrd As	Athlete	Yr	Scored Mark		Date	Pl. Pts.	Bonus	TOTAL
Scored bests come from CURRENT season									
▶ SP	16	Seth HACKNEY	SR	16.75m	54-11½	P 3/15/13	2	0.28	2.28
▶ SP	18	Dustin GREEN	SR	16.61m	54-6	P 3/15/13	1	0.18	1.18
▶ SP	19	Evan MOORE	FR	16.59m	54-5½	P 3/15/13	0.9	0.17	1.07
▶ HT	26	Dustin GREEN	SR	55.01m	180-5	P 3/15/13	0.4	0.00	0.40
Scored bests come from PRE-SEASON DATA									
▶ 100m	3	Jeffrey FRALEY	SO	10.30w		5/4/12	16	1.70	17.70
▶ 200m	2	Jeffrey FRALEY	SO	20.88w		5/4/12	18	1.60	19.60
▶ 10k	34	Jacob BENTON	JR	31:02.60		4/18/12	0.04	0.00	0.04
▶ HJ	9	Clark TANKSLEY	JR	2.11m	6-11	3/31/12	7	0.58	7.58
▶ PV	16	Michael JUERGENS	SR	4.86m	15-11½	5/12/12	2	0.23	2.23
▶ PV	22	John LOWE	SR	4.80m	15-9	3/31/12	0.6	0.00	0.60
▶ LJ	19	Taylor MCCLELLAND	SR	7.31mw	23-11½	3/31/12	0.9	0.19	1.09
▶ LJ	27	Darion BOURE	SO	7.25m	23-9½	5/4/12	0.35	0.03	0.38
▶ TJ	9	Darion BOURE	SO	15.09m	49-6½	5/4/12	7	0.75	7.75
▶ TJ	21	Jayce THOMAS	SO	14.79mw	48-6½	4/27/12	0.7	0.19	0.89
▶ TJ	31	Taylor MCCLELLAND	SR	14.63m	48-0	4/20/12	0.16	0.00	0.16
▶ DISC	2	Dustin GREEN	SR	55.53m	182-2	5/26/12	18	2.23	20.23
▶ DISC	11	Nicklas POLIZZI	SO	52.12m	171-0	4/14/12	5	0.52	5.52
Team Total									88.71

13



Minnesota State

▲ 4

Northern Sun Intercollegiate Conference

Event	Scrd As	Athlete	Yr	Scored Mark	Date	Pl. Pts.	Bonus	TOTAL
Scored bests come from PRE-SEASON DATA								
▶ 100m	13	Nicholas NELSON	JR	10.51w	5/11/12	3.5	0.43	3.93
▶ 200m	3	Jerrell HANCOCK	SR	20.92w	5/11/12	16	1.45	17.45
▶ 400m	22	Jerrell HANCOCK	SR	47.44	5/11/12	0.6	0.24	0.84
▶ 10k	24	Josiah SWANSON	SO	30:43.87	4/19/12	0.5	0.10	0.60
▶ 10k	35	Garrett EKLOF	SR	31:02.79	4/19/12	0.02	0.00	0.02
▶ 4x100	17			40.88	5/11/12	0.5	0.26	0.76
▶ HJ	15	Keyvan RUDD	JR	2.08m 6-9½	4/19/12	2.5	0.33	2.83
▶ HJ	19	Nathan HANCOCK	SO	2.06m 6-9	4/14/12	0.9	0.17	1.07
▶ PV	8	Dan NOVAK	SR	4.95m 16-2½	5/26/12	8	0.78	8.78
▶ PV	29	Tandy JUELL	SR	4.78m 15-8½	5/11/12	0.25	0.00	0.25
▶ TJ	35	David PEARCILL	JR	14.58m 47-10	5/11/12	0.02	0.00	0.02
▶ SP	2	Christopher REED	JR	18.91m 62-½	5/26/12	18	3.68	21.68
▶ SP	34	Grant LUER	SR	16.03m 52-7½	5/11/12	0.04	0.00	0.04
▶ DISC	15	Grant LUER	SR	51.17m 167-10	4/14/12	2.5	0.26	2.76
▶ DISC	17	Christopher REED	JR	51.08m 167-7	5/11/12	1.5	0.24	1.74
▶ HT	10	Christopher REED	JR	57.92m 190-0	4/28/12	6	0.48	6.48
▶ JAV	30	Tandy JUELL	SR	58.83m 193-0	5/11/12	0.2	0.00	0.20
▶ DEC	6	Tandy JUELL	SR	6,968	4/29/12	10	1.37	11.37
▶ DEC	28	Robert GUNDERSON	JR	6,214	4/29/12	0.3	0.00	0.30
Team Total								81.11

"Scrd As", short for "Scored As", Standing used for place points portion of performance's score combining preseason data (when applied) to current season data

Numbers in BLACK are both the performance's actual NCAA rank AND "scored as" rank Numbers in RED indicate actual NCAA rank does not exist or is worse than "scored as" rank Numbers in BLUE indicate actual NCAA rank is better than "scored as" rank

USTFCCCA Non-Member

Non-Member Schools Will NOT be ranked, beginning Week 2



USTFCCCA NCAA Division II National Team Rankings

2013 Outdoor Track & Field, Preseason

as of 3/26/2013 9:08:38 AM

D denotes multiple-event rule in affect
Only those who score >0.01 pts are shown

MEN

14



Augustana (S.D.)

Northern Sun Intercollegiate Conference

▲ 6

Event	Scrd As	Athlete	Yr	Scored Mark	Date	Pl. Pts.	Bonus	TOTAL
-------	---------	---------	----	-------------	------	----------	-------	-------

Scored bests come from CURRENT season

▶ SP	12	Aaron JUNG	SR	16.98m	55-8½	P 3/22/13	4	0.45	4.45
------	----	------------	----	--------	-------	-----------	---	------	------

Scored bests come from PRE-SEASON DATA

▶ 100m	16	Diego OQUENDO	RS12	10.53w	5/13/11	2	0.33	2.33
▶ 800m	2	Aduo OMOT	SR	1:48.51	5/2/12	18	2.27	20.27
▶ 800m	23	Henrik HANSSON	JR	1:51.50	4/20/12	0.55	0.30	0.85
▶ 1500m	5	Tom KARBO	SR	3:48.12	5/2/12	12	0.93	12.93
▶ 1500m	14	Henrik HANSSON	JR	3:49.68	5/2/12	3	0.58	3.58
▶ Steeple	1	Tom KARBO	SR	8:44.37	4/19/12	20	2.77	22.77
▶ Steeple	14	Adam BRAUN	SO	9:08.43	4/20/12	3	0.49	3.49
▶ 5000m	5	Tom KARBO	SR	14:08.27	4/19/12	D 12	1.43	3.43
▶ 10k	13	Paul YAK	JR	29:56.98	4/25/12	3.5	0.72	4.22
▶ 10k	28	Ryan EVANS	SR	30:58.55	4/25/12	0.3	0.00	0.30
▶ 110mH	22	Diego OQUENDO	RS12	14.45w	5/13/11	0.6	0.18	0.78

Team Total 79.41

15



Johnson C. Smith

Central Intercollegiate Athletic Association

▼ 1

Event	Scrd As	Athlete	Yr	Scored Mark	Date	Pl. Pts.	Bonus	TOTAL
-------	---------	---------	----	-------------	------	----------	-------	-------

Scored bests come from CURRENT season

▶ 110mH	8	Andre COLLINS	SR	14.11		P 3/14/13	8	1.17	9.17
▶ 400mH	26	Patrick CAMPBELL	FR	53.06		P 3/14/13	0.4	0.00	0.40
▶ SP	27	Randale WATSON	JR	16.22m	53-2½	P 3/14/13	0.35	0.00	0.35
▶ DISC	14	Randale WATSON	JR	51.71m	169-8	P 3/14/13	3	0.41	3.41

Scored bests come from PRE-SEASON DATA

▶ 200m	15	Akino MING	SR	21.25	3/15/12	2.5	0.37	2.87	
▶ 200m	16	Winston BROWN	SR	21.29	3/15/12	2	0.32	2.32	
▶ 200m	43	Gabriel FRANKLIN	JR	21.53	3/15/12		0.03	0.03	
▶ 400m	1	Akino MING	SR	45.81	4/6/12	20	2.45	22.45	
▶ 400m	7	Winston BROWN	SR	46.67	5/26/12	9	1.02	10.02	
▶ 400m	11	Rolando BERCH	JR	46.83	4/20/12	5	0.77	5.77	
▶ 4x400	2			3:07.32	5/26/12	18	2.99	20.99	
▶ TJ	19	Horane HOLGATE	JR	14.85m	48-8"	4/13/12	0.9	0.27	1.17

Team Total 78.94

16



Western State

Rocky Mountain Athletic Conference

▼ 13

Event	Scrd As	Athlete	Yr	Scored Mark	Date	Pl. Pts.	Bonus	TOTAL
-------	---------	---------	----	-------------	------	----------	-------	-------

Scored bests come from CURRENT season

▶ 5000m	12	Ieuan THOMAS	JR	14:24.03	P 3/22/13	4	0.48	4.48
---------	----	--------------	----	----------	-----------	---	------	------

Scored bests come from PRE-SEASON DATA

▶ 800m	35	Corey BREEDEN	SR	1:52.05	4/20/12	0.02	0.08	0.10
▶ 800m	37	Krzysztof SZCZEPINSKI	SO	1:52.24	4/20/12		0.03	0.03
▶ Steeple	3	Trevor BLACKMAN	JR	8:53.73	4/6/12	16	1.68	17.68
▶ Steeple	6	Adam SINDA	SO	8:57.28	5/13/12	10	1.28	11.28
▶ 5000m	7	Gabe PROCTOR	SR	14:09.36	5/6/12	9	1.34	10.34
▶ 5000m	14	Trevor BLACKMAN	JR	14:25.80	3/16/12	D	3	0.42
▶ 10k	2	Gabe PROCTOR	SR	29:05.45	4/19/12	18	2.37	20.37
▶ 10k	8	Trevor BLACKMAN	JR	29:44.42	4/19/12	8	1.02	9.02
▶ TJ	21	Akil GIPSON	SR	14.79m	48-6¼	4/20/12	0.7	0.19

Team Total 76.60

17



Shippensburg

Pennsylvania State Athletic Conference

▲ 4

Event	Scrd As	Athlete	Yr	Scored Mark	Date	Pl. Pts.	Bonus	TOTAL
-------	---------	---------	----	-------------	------	----------	-------	-------

Scored bests come from CURRENT season

▶ DISC	32	Charlito IWUAGWU	SO	49.42m	162-1	P 3/23/13	0.12	0.00	0.12
--------	----	------------------	----	--------	-------	-----------	------	------	------

Scored bests come from PRE-SEASON DATA

▶ 100m	12	Herman KIRKLAND	JR	10.50		5/3/12	4	0.48	4.48
▶ 800m	21	Tom KEHL	SO	1:51.40		5/3/12	0.7	0.35	1.05
▶ 800m	31	Tom TROXELL	JR	1:51.96		5/3/12	0.16	0.11	0.27
▶ 1500m	4	Matt GILLETTE	SR	3:46.66		4/14/12	14	1.37	15.37
▶ 1500m	16	Tom KEHL	SO	3:50.16		5/12/12	2	0.47	2.47
▶ 1500m	37	Ryan SPANGLER	SO	3:52.87		4/28/12		0.08	0.08
▶ Steeple	22	Peter GELSTON	SO	9:17.91		5/3/12	0.6	0.15	0.75
▶ PV	31	Adam PHILLIPPI	JR	4.75m	15-7	4/6/12	0.16	0.00	0.16
▶ LJ	4	Herman KIRKLAND	JR	7.61m	24-11½	5/13/12	14	1.47	15.47
▶ TJ	3	Steve WAITHE	SO	15.71m	51-6½	5/3/12	16	2.62	18.62
▶ HT	34	Chris NELSON	JR	53.87m	176-9	5/3/12	0.04	0.00	0.04
▶ JAV	4	Derek NOTHSTEIN	SO	65.97m	216-5	5/3/12	14	1.58	15.58

Team Total 74.45

"Scrd As", short for "Scored As", Standing used for place points portion of performance's score combining preseason data (when applied) to current season data

Numbers in BLACK are both the performance's actual NCAA rank AND "scored as" rank Numbers in RED indicate actual NCAA rank does not exist or is worse than "scored as" rank Numbers in BLUE indicate actual NCAA rank is better than "scored as" rank

USTFCCCA Non-Member

Non-Member Schools Will NOT be ranked, beginning Week 2



USTFCCCA NCAA Division II National Team Rankings

2013 Outdoor Track & Field, Preseason

as of 3/26/2013 9:08:38 AM

D denotes multiple-event rule in affect
Only those who score >0.01 pts are shown

MEN

18



Indianapolis

Great Lakes Valley Conference

7

Event	Scrd As	Athlete	Yr	Scored Mark	Date	Pl. Pts.	Bonus	TOTAL
Scored bests come from PRE-SEASON DATA								
▶ 400m	14	Robert GARDNER	SR	47.23	5/11/12	3	0.35	3.35
▶ 400m	25	Jermel KINDRED	SR	47.47	3/30/12	0.45	0.22	0.67
▶ 400mH	8	Jermel KINDRED	SR	51.62	5/26/12	8	0.95	8.95
▶ 4x400	4			3:09.50	5/26/12	14	1.64	15.64
▶ LJ	6	Randall HUDI	SR	7.51mw	24-7½	10	0.96	10.96
▶ SP	5	Ryan SMITH	SR	17.41m	57-1½	12	0.95	12.95
▶ HT	4	Ryan SMITH	SR	63.38m	207-11	14	2.12	16.12
▶ HT	16	Nicko PEEBLES	SR	56.18m	184-4	2	0.17	2.17
▶ HT	29	Tim LOVEJOY	JR	54.46m	178-8	0.25	0.00	0.25
Team Total								71.06

19



Angelo State

Lone Star Conference

22

Event	Scrd As	Athlete	Yr	Scored Mark		Date	Pl. Pts.	Bonus	TOTAL
Scored bests come from CURRENT season									
▶ 800m	26	Isidro GARCIA	SR	1:51.75		P 3/22/13	0.4	0.17	0.57
▶ LJ	34	Olisa OBIEFUNA	FR	7.20mw	23-7½	P 3/16/13	0.04	0.00	0.04
▶ DISC	25	Nick ALEJANDRO	SR	50.18m	164-7	P 3/16/13	0.45	0.00	0.45
▶ HT	25	Nick ALEJANDRO	SR	55.28m	181-4	P 3/16/13	0.45	0.01	0.46
▶ DEC	27	Dalton BOYLS	SO	6,256		P 3/13/13	0.35	0.00	0.35
Scored bests come from PRE-SEASON DATA									
▶ 400m	12	Isidro GARCIA	SR	46.86		5/26/12	4	0.73	4.73
▶ 400m	18	Dallas GRAY	SO	47.33		5/3/12	1	0.30	1.30
▶ 400mH	11	Jeffrey JONES	SR	51.83		5/3/12	5	0.74	5.74
▶ 4x100	19			40.89		5/3/12	0.3	0.24	0.54
▶ 4x400	3			3:09.30		3/28/12	16	1.76	17.76
▶ TJ	2	Austin SLONE	SR	15.72mw	51-7	5/3/12	18	2.66	20.66
▶ SP	25	Sean REAGAN	JR	16.26m	53-4½	5/9/12	0.45	0.00	0.45
▶ DISC	7	Keaton HATCH	JR	53.92m	176-11	4/14/12	9	1.22	10.22
▶ DISC	12	Sean REAGAN	JR	51.83m	170-0	4/14/12	4	0.44	4.44
▶ JAV	23	Keaton HATCH	JR	60.00m	196-10	5/3/12	0.55	0.00	0.55
▶ DEC	16	Seth PEARSON	SO	6,489		5/3/12	2	0.21	2.21
Team Total									70.47

20



Colorado Mines

Rocky Mountain Athletic Conference

2

Event	Scrd As	Athlete	Yr	Scored Mark	Date	Pl. Pts.	Bonus	TOTAL
Scored bests come from PRE-SEASON DATA								
800m	9	Peter JENKINS	SR	1:50.76	4/13/12	7	0.68	7.68
800m	22	Russell DRUMMOND	SR	1:51.44	4/20/12	0.6	0.33	0.93
1500m	3	Russell DRUMMOND	SR	3:45.28	4/29/12	16	1.85	17.85
1500m	21	Frank SOCHA	JR	3:51.31	5/6/12	0.7	0.25	0.95
Steeple	8	Neal ANDERSON	SR	8:59.97	5/13/12	8	1.01	9.01
Steeple	18	Tyler CURTIS	JR	9:14.84	5/13/12	1	0.26	1.26
5000m	9	Sean GILDEA	JR	14:17.48	4/19/12	7	0.75	7.75
5000m	23	Andrew EPPERSON	JR	14:36.63	4/20/12	0.55	0.11	0.66
10k	6	Sean GILDEA	JR	29:37.40	4/19/12	10	1.19	11.19
10k	11	Phil SCHNEIDER	SO	29:53.97	4/19/12	5	0.79	5.79
10k	30	Derek ALCORN	SO	31:00.18	5/6/12	0.2	0.00	0.20
Team Total								63.26

21



Southern Connecticut

Northeast-10 Conference

17

Event	Scrd As	Athlete	Yr	Scored Mark		Date	Pl. Pts.	Bonus	TOTAL
Scored bests come from PRE-SEASON DATA									
▶ 400m	26	Logan SHARPE		47.55		#####	0.4	0.18	0.58
▶ 400m	35	Selasi LUMAX	SR	47.81		#####	0.02	0.04	0.06
▶ 800m	1	Selasi LUMAX	SR	1:48.28		3/30/12	20	2.46	22.46
▶ 800m	27	Logan SHARPE		1:51.76		#####	0.35	0.16	0.51
▶ 1500m	15	Brian NILL	JR	3:49.82		5/4/12	2.5	0.55	3.05
▶ 400mH	6	Logan SHARPE		51.60		#####	10	0.97	10.97
▶ PV	22	Nelson LASKOSKI	JR	4.80m	15-9	5/10/12	0.6	0.00	0.60
▶ PV	22	Justin ESCARAVAGE	SR	4.80m	15-9	5/4/12	0.6	0.00	0.60
▶ LJ	30	Michael LEE	JR	7.23m	23-8½	5/4/12	0.2	0.00	0.20
▶ HT	12	Arthur GUERRA	JR	57.56m	188-10	5/4/12	4	0.42	4.42
▶ JAV	10	Omar GONZALEZ	JR	62.97m	206-7	5/10/12	6	0.56	6.56
▶ DEC	7	Nick LEBRON	SO	6,929		5/26/12	9	1.23	10.23
▶ DEC	21	Justin ESCARAVAGE	SR	6,419		5/10/12	0.7	0.09	0.79
Team Total									61.04

"Scrd As", short for "Scored As", Standing used for place points portion of performance's score combining preseason data (when applied) to current season data

Numbers in BLACK are both the performance's actual NCAA rank AND "scored as" rank Numbers in RED indicate actual NCAA rank does not exist or is worse than "scored as" rank Numbers in BLUE indicate actual NCAA rank is better than "scored as" rank

USTFCCCA Non-Member

Non-Member Schools Will NOT be ranked, beginning Week 2



USTFCCCA NCAA Division II National Team Rankings

2013 Outdoor Track & Field, Preseason

as of 3/26/2013 9:08:38 AM

D denotes multiple-event rule in affect
Only those who score >0.01 pts are shown

MEN

22



American International ▲ 5

Northeast-10 Conference

Event	Scrd As	Athlete	Yr	Scored Mark	Date	Pl. Pts.	Bonus	TOTAL
Scored bests come from PRE-SEASON DATA								
▶ 400m	16	Dennis STEPHENSON	JR	47.28	5/10/12	2	0.32	2.32
▶ 1500m	7	Jeremy ANTIVO	SO	3:48.49	5/4/12	9	0.85	9.85
▶ Steeple	13	Jason PHILLIPS	SR	9:07.99	5/4/12	3.5	0.51	4.01
▶ 5000m	4	Glarus ROP	SR	14:05.54	3/30/12	14	1.68	15.68
▶ 400mH	34	Horatio PINNOCK	SO	53.28	5/10/12	0.04	0.00	0.04
▶ 4x400	7			3:09.65	5/26/12	8	1.54	9.54
▶ LJ	6	Anthony DEJEAN	SO	7.51m 24-7½	3/30/12	10	0.96	10.96
Team Total								52.40

23



Alaska Anchorage ▼ 14

Great Northwest Athletic Conference

Event	Scrd As	Athlete	Yr	Scored Mark	Date	Pl. Pts.	Bonus	TOTAL
Scored bests come from CURRENT season								
▶ 1500m	27	Isaac KANGOGO	SO	3:51.85	P 3/15/13	0.35	0.19	0.54
▶ 5000m	16	Dylan ANTHONY	SO	14:27.79	P 3/9/13	2	0.37	2.37
▶ 10k	23	Dylan ANTHONY	SO	30:41.93	P 3/15/13	0.55	0.12	0.67
▶ JAV	3	Franz BURGHAGEN	SO	70.29m 230-7	A 3/9/13	16	3.14	19.14
▶ DEC	9	Cody THOMAS	SO	6,781	P 3/14/13	7	0.73	7.73
Scored bests come from PRE-SEASON DATA								
▶ 10k	26	Yonatan YILMA	SR	30:48.97	4/6/12	0.4	0.04	0.44
▶ JAV	2	Cody PARKER	SO	70.85m 232-5	5/26/12	18	3.41	21.41
Team Total								52.31

24



Central Missouri ▼ 9

Mid-America Intercollegiate Athletics Association

Event	Scrd As	Athlete	Yr	Scored Mark	Date	Pl. Pts.	Bonus	TOTAL
Scored bests come from PRE-SEASON DATA								
▶ 110mH	29	Joseph HOLLAND	SO	14.53w	5/4/12	0.25	0.03	0.28
▶ HJ	15	Devin CLAYPOOL	JR	2.08m 6-9½	3/31/12	2.5	0.33	2.83
▶ SP	9	Zak THOMPSON	SR	17.27m 56-8	5/4/12	7	0.75	7.75
▶ DISC	8	Zak THOMPSON	SR	53.59m 175-10	5/26/12	8	1.05	9.05
▶ JAV	32	Carl MCCARGO	SR	58.17m 190-10	3/22/12	0.12	0.00	0.12
▶ DEC	1	Brent VOGEL		7,462	5/27/11	20	3.77	23.77
▶ DEC	11	Carl MCCARGO	SR	7,605	5/4/12	5	0.59	5.59
▶ DEC	29	Ethan WARREN	SR	6,202	5/4/12	0.25	0.00	0.25
Team Total								49.64

25



Cal State Stanislaus ▲ 6

California Collegiate Athletic Association

Event	Scrd As	Athlete	Yr	Scored Mark	Date	Pl. Pts.	Bonus	TOTAL
Scored bests come from CURRENT season								
▶ 1500m	28	Terrance ELLIS	SR	3:51.89	P 3/22/13	0.3	0.19	0.49
▶ 5000m	35	Dawson VORDERBRUEGGE	SR	14:41.04	3/2/13	0.02	0.00	0.02
▶ SP	10	Josh UIKILIFI	JR	17.19m 56-4½	P 3/2/13	6	0.64	6.64
▶ HT	19	Josh UIKILIFI	JR	55.82m 183-1	P 3/8/13	0.9	0.11	1.01
▶ HT	21	Thomas GESSER	SR	55.70m 182-9	P 3/2/13	0.7	0.09	0.79
Scored bests come from PRE-SEASON DATA								
▶ 800m	7	Terrance ELLIS	SR	1:50.59	5/11/12	9	0.77	9.77
▶ 1500m	8	Dawson VORDERBRUEGGE	SR	3:48.69	5/11/12	8	0.80	8.80
▶ PV	6	Caleb MONTALVO	SR	5.03m 16-6	5/3/12	10	1.41	11.41
▶ PV	12	Kyle MAXWELL	JR	4.91m 16-1½	5/12/12	4	0.47	4.47
▶ PV	17	Mike ORTEGA	SR	4.85m 15-11	5/11/12	1.5	0.19	1.69
▶ HT	17	Ryan GATES	JR	56.17m 184-3	5/3/12	1.5	0.17	1.67
▶ DEC	18	Sulayman DIOMANDE	SO	6,468	5/3/12	1	0.18	1.18
Team Total								47.92

26



Stillman ▲ 6

Southern Intercollegiate Athletic Conference

Event	Scrd As	Athlete	Yr	Scored Mark	Date	Pl. Pts.	Bonus	TOTAL
Scored bests come from CURRENT season								
▶ 100m	9	Jeffery HENDERSON	JR	10.45	P 3/15/13	7	0.72	7.72
▶ 100m	33	Daniel DENT	JR	10.61w	3/15/13	0.08	0.11	0.19
▶ LJ	12	Jeffery HENDERSON	JR	7.46m 24-5½	P 3/15/13	4	0.70	4.70
▶ LJ	21	Damond GRAY	FR	7.30m 23-11½	P 3/15/13	0.7	0.16	0.86
▶ LJ	27	Daniel DENT	JR	7.25m 23-9½	P 3/1/13	0.35	0.03	0.38
Scored bests come from PRE-SEASON DATA								
▶ 100m	6	ANTONIO JOHNSON	SR	10.40	3/31/12	10	0.97	10.97
▶ 110mH	13	Phillips HOWARD	SR	14.30	5/5/12	3.5	0.46	3.96
▶ 110mH	21	Marcus VICTORAIN	JR	14.43	3/31/12	0.7	0.21	0.91
▶ 110mH	27	Curtis HOYNE	SR	14.50	3/3/12	0.35	0.08	0.43
▶ 4x100	4			40.35	4/19/12	14	1.28	15.28
▶ 4x400	17			3:12.38	4/19/12	0.5	0.14	0.64
Team Total								46.04

"Scrd As", short for "Scored As", Standing used for place points portion of performance's score combining preseason data (when applied) to current season data

Numbers in BLACK are both the performance's actual NCAA rank AND "scored as" rank Numbers in RED indicate actual NCAA rank does not exist or is worse than "scored as" rank Numbers in BLUE indicate actual NCAA rank is better than "scored as" rank

USTFCCCA Non-Member

Non-Member Schools Will NOT be ranked, beginning Week 2



USTFCCCA NCAA Division II National Team Rankings

2013 Outdoor Track & Field, Preseason

as of 3/26/2013 9:08:39 AM

D denotes multiple-event rule in affect
Only those who score >0.01 pts are shown

MEN

27



MSU Moorhead

Northern Sun Intercollegiate Conference

▲ 7

Event	Scrd As	Athlete	Yr	Scored Mark	Date	Pl. Pts.	Bonus	TOTAL	
Scored bests come from PRE-SEASON DATA									
▶ 100m	7	Derek BREDY	SR	10.44w	4/13/12	9	0.77	9.77	
▶ 200m	35	Derek BREDY	SR	21.48w	4/20/12	0.02	0.09	0.11	
▶ 400m	8	Derek BREDY	SR	46.73	4/24/12	8	0.92	8.92	
▶ 1500m	35	Clayton FOSTER	SR	3:52.54	5/5/12	0.02	0.11	0.13	
▶ Steeple	27	Spencer RUEBKE	JR	9:19.51	5/5/12	0.35	0.09	0.44	
▶ 110mH	4	Laquone ROBINSON	SR	14.04	4/19/12	14	1.57	15.57	
▶ 400mH	28	Laquone ROBINSON	SR	53.09	5/11/12	0.3	0.00	0.30	
▶ 4x100	15			40.79	5/11/12	0.7	0.42	1.12	
▶ 4x400	10			3:10.94	4/19/12	4	0.76	4.76	
▶ HJ	19	Ryan BARNES	SR	2.06m	6-9	5/11/12	0.9	0.17	1.07
▶ HJ	35	Austin DENNIS	JR	2.03m	6-8	3/31/12	0.02	0.00	0.02
▶ LJ	19	Laquone ROBINSON	SR	7.31mw	23-11½	5/11/12	0.9	0.19	1.09
▶ LJ	29	Derek BREDY	SR	7.24mw	23-9	5/11/12	0.25	0.01	0.26
▶ TJ	20	Derek BREDY	SR	14.80m	48-6½	5/11/12	0.8	0.20	1.00
▶ DISC	29	Jackson HENRICH	JR	49.85m	163-6	4/29/12	0.25	0.00	0.25
Team Total								44.81	

29



Edinboro

Pennsylvania State Athletic Conference

Event	Scrd As	Athlete	Yr	Scored Mark	Date	Pl. Pts.	Bonus	TOTAL
Scored bests come from CURRENT season								
▶ 1500m	40	Evan MILLER	SO	3:53.42	3/14/13		0.02	0.02
Scored bests come from PRE-SEASON DATA								
▶ 1500m	10	Scott ANDERSON	SR	3:48.80	4/14/12	D 6	0.78	2.78
▶ Steeple	30	Jordan ROOSE	SR	9:21.13	5/3/12	0.2	0.03	0.23
▶ 5000m	3	Scott ANDERSON	SR	14:04.34	4/19/12	16	1.79	17.79
▶ 5000m	30	Bryan DEIBEL	JR	14:38.94	4/14/12	0.2	0.05	0.25
▶ 10k	7	Scott ANDERSON	SR	29:41.31	4/26/12	9	1.09	10.09
▶ 10k	22	Bryan DEIBEL	JR	30:41.21	3/30/12	0.6	0.13	0.73
▶ DEC	15	Kyle MAIO	SR	6,513	3/13/12	2.5	0.26	2.76
▶ DEC	20	Steve PATERNOSTRO	SR	6,431	5/3/12	0.8	0.11	0.91
Team Total								35.55

30



West Texas A&M

Lone Star Conference

▼ 17

Event	Scrd As	Athlete	Yr	Scored Mark	Date	Pl. Pts.	Bonus	TOTAL
Scored bests come from CURRENT season								
▶ 200m	5	Kenny JACKSON	JR	21.00wcA 20.93	P 3/16/13	12	1.15	13.15
▶ 110mH	33	Cameron LACOUR	JR	14.57cA 14.53	P 3/23/13	0.08	0.00	0.08
▶ SP	33	Zach WEATHERLY	FR	16.06m 52-8½	P 3/23/13	0.08	0.00	0.08
▶ DISC	18	Zach WEATHERLY	FR	50.81m 166-8	P 3/23/13	1	0.17	1.17
▶ DISC	35	Casey LANTELME	FR	48.85m 160-3	3/16/13	0.02	0.00	0.02
Scored bests come from PRE-SEASON DATA								
▶ 800m	29	Alexander KORN	SO	1:51.84	4/20/12	0.25	0.14	0.39
▶ 1500m	22	Dylan DOSS	SO	3:51.33	3/24/12	0.6	0.25	0.85
▶ Steeple	9	Dylan DOSS	SO	9:00.63	4/6/12	7	0.96	7.96
▶ 4x100	7			40.48	5/26/12	8	0.98	8.98
▶ PV	29	Tanner DENNIS	SR	4.78m 15-8½	5/13/12	0.25	0.00	0.25
Team Total								32.92

28



Emporia State

Mid-America Intercollegiate Athletics Association

▲ 13

Event	Scrd As	Athlete	Yr	Scored Mark	Date	Pl. Pts.	Bonus	TOTAL
Scored bests come from CURRENT season								
▶ 110mH	16	Tyler SWALLEY	SR	14.35	P 3/14/13	2	0.36	2.36
Scored bests come from PRE-SEASON DATA								
▶ 100m	38	Derwin HALL	SR	10.63	#####		0.06	0.06
▶ 200m	6	Vincent HOWZE	SR	21.01	5/26/12	10	1.11	11.11
▶ 400m	30	Vincent HOWZE	SR	47.75	5/4/12	0.2	0.07	0.27
▶ 110mH	7	Andrew ETHERIDGE	JR	14.09w	5/4/12	9	1.28	10.28
▶ 110mH	15	Gannon MACK	SR	14.32	5/4/12	2.5	0.42	2.92
▶ 400mH	27	Gannon MACK	SR	53.07	5/4/12	0.35	0.00	0.35
▶ 4x100	17			40.88	5/12/12	0.5	0.26	0.76
▶ HJ	12	Briar PLOUDE	JR	2.10m 6-10½	#####	4	0.49	4.49
▶ HJ	35	Marcus CALLEJA	SR	2.03m 6-8	5/12/12	0.02	0.00	0.02
▶ LJ	11	Donald WILCOX	JR	7.47m 24-6½	5/4/12	5	0.75	5.75
▶ LJ	23	Dwayne WALL	SR	7.29mw 23-11	3/15/12	0.55	0.14	0.69
▶ TJ	30	Dwayne WALL	SR	14.64mw 48-½	4/25/12	0.2	0.00	0.20
Team Total								39.27

"Scrd As", short for "Scored As", Standing used for place points portion of performance's score combining preseason data (when applied) to current season data

Numbers in BLACK are both the performance's actual NCAA rank AND "scored as" rank Numbers in RED indicate actual NCAA rank does not exist or is worse than "scored as" rank Numbers in BLUE indicate actual NCAA rank is better than "scored as" rank

USTFCCCA Non-Member

Non-Member Schools Will NOT be ranked, beginning Week 2



USTFCCCA NCAA Division II National Team Rankings

2013 Outdoor Track & Field, Preseason

as of 3/26/2013 9:08:39 AM

D denotes multiple-event rule in affect
Only those who score >0.01 pts are shown

MEN

31



Lake Erie

Great Lakes Intercollegiate Athletic Conference

▼10

Event	Scrd As	Athlete	Yr	Scored Mark	Date	Pl. Pts.	Bonus	TOTAL
Scored bests come from CURRENT season								
▶ 110mH	35	Ethan SNYDER	JR	14.64w	P 3/15/13	0.02	0.00	0.02
▶ 400mH	17	Ethan SNYDER	JR	52.45	P 3/15/13	1.5	0.27	1.77
▶ TJ	14	Joseph POSTWAITE	SO	14.96mw	49-1 P 3/15/13	3	0.42	3.42
▶ HT	14	Sean STONE	FR	56.77m	186-3 P 3/15/13	3	0.28	3.28
Scored bests come from PRE-SEASON DATA								
▶ HJ	1	Edward DUDLEY	JR	2.25m	7-4½ 3/16/12	20	3.77	23.77
Team Total								32.25

32



Stonehill

Northeast-10 Conference

Event	Scrd As	Athlete	Yr	Scored Mark	Date	Pl. Pts.	Bonus	TOTAL
Scored bests come from PRE-SEASON DATA								
▶ Steeple	16	Ethan PENNEY	SR	9:14.56	5/4/12	2	0.27	2.27
▶ 110mH	18	Corey THOMAS	SR	14.36	4/14/12	1	0.34	1.34
▶ HJ	7	Corey THOMAS	SR	2.13m	6-11½ 5/4/12	9	0.92	9.92
▶ HJ	7	Nicholas STALEY	SO	2.13m	6-11½ 5/4/12	9	0.92	9.92
▶ JAV	8	John GELCIUS	SR	63.30m	207-8 5/26/12	8	0.68	8.68
Team Total								32.12

33



Neb.-Kearney

Mid-America Intercollegiate Athletics Association

▲8

Event	Scrd As	Athlete	Yr	Scored Mark	Date	Pl. Pts.	Bonus	TOTAL
Scored bests come from PRE-SEASON DATA								
▶ 800m	13	Paul PAPE	RS12	1:51.01	5/6/12	3.5	0.55	4.05
▶ 5000m	20	Tanner FRUIT	RS12	14:31.73	4/20/11	0.8	0.25	1.05
▶ 10k	10	Tanner FRUIT	RS12	29:50.41	4/27/11	6	0.87	6.87
▶ 400mH	31	Nathan ROGERS	SR	53.11	5/6/12	0.16	0.00	0.16
▶ TJ	9	Marty MOLINA	SR	15.09mw	49-6½ 4/7/12	7	0.75	7.75
▶ SP	34	Michael THALKEN	JR	16.03m	52-7½ 5/6/12	0.04	0.00	0.04
▶ DISC	9	Kyle GLIDDEN	RS12	53.17m	174-5 4/1/11	7	0.83	7.83
▶ HT	33	Michael THALKEN	JR	53.98m	177-1 5/6/12	0.08	0.00	0.08
Team Total								27.84

34



Fort Hays State

Mid-America Intercollegiate Athletics Association

Event	Scrd As	Athlete	Yr	Scored Mark	Date	Pl. Pts.	Bonus	TOTAL
Scored bests come from CURRENT season								
▶ 10k	27	Cory KEEHN	SO	30:54.12	3/14/13	0.35	0.00	0.35
Scored bests come from PRE-SEASON DATA								
▶ 1500m	25	Alex HENDEE	SR	3:51.64	4/11/12	0.45	0.21	0.66
▶ HJ	12	Jordan CARLISLE	SO	2.10m	6-10¾ 4/28/12	4	0.49	4.49
▶ HJ	31	Bryant BOMBARDIER	JR	2.05m	6-8¾ 3/23/12	0.16	0.09	0.25
▶ PV	10	Brett OTTLEY	JR	4.93m	16-2 5/4/12	6	0.62	6.62
▶ PV	21	Derrick SNODGRASS	JR	4.83m	15-10 5/4/12	0.7	0.11	0.81
▶ LJ	16	Mark RIORDAN	JR	7.35mw	24-1½ 5/4/12	2	0.30	2.30
▶ LJ	33	Clifford KUKUS	SO	7.22mw	23-8¾ 3/15/12	0.08	0.00	0.08
▶ TJ	8	Mark RIORDAN	JR	15.12mw	49-7¾ 4/28/12	8	0.83	8.83
▶ JAV	16	Jake DURHAM	SR	61.41m	201-5 5/12/12	2	0.24	2.24
Team Total								26.64

35



Southern Indiana

Great Lakes Valley Conference

▼4

Event	Scrd As	Athlete	Yr	Scored Mark	Date	Pl. Pts.	Bonus	TOTAL
Scored bests come from PRE-SEASON DATA								
▶ Steeple	4	Michael JORDAN	SR	8:55.16	3/30/12	14	1.52	15.52
▶ Steeple	10	Michael CALLISON	SR	9:01.99	4/28/12	6	0.86	6.86
▶ 5000m	15	Michael JORDAN	SR	14:26.28	4/6/12	2.5	0.41	2.91
▶ HJ	35	Zach WATSON	SO	2.03m	6-8 5/4/12	0.02	0.00	0.02
Team Total								25.30

"Scrd As", short for "Scored As", Standing used for place points portion of performance's score combining preseason data (when applied) to current season data

Numbers in BLACK are both the performance's actual NCAA rank AND "scored as" rank Numbers in RED indicate actual NCAA rank does not exist or is worse than "scored as" rank Numbers in BLUE indicate actual NCAA rank is better than "scored as" rank

USTFCCCA Non-Member

Non-Member Schools Will NOT be ranked, beginning Week 2



USTFCCCA NCAA Division II National Team Rankings

2013 Outdoor Track & Field, Preseason

as of 3/26/2013 9:08:40 AM

D denotes multiple-event rule in affect
Only those who score >0.01 pts are shown

MEN

36



Slippery Rock

Pennsylvania State Athletic Conference

▼15

Event	Scrd As	Athlete	Yr	Scored Mark	Date	Pl. Pts.	Bonus	TOTAL
Scored bests come from CURRENT season								
JAV	12	David REINHARDT	FR	62.12m	203-9	P	3/14/13	4 0.37 4.37
Scored bests come from PRE-SEASON DATA								
800m	34	Kevin JEWEL	SR	1:52.04			5/3/12	0.04 0.08 0.12
Steeple	33	Eric GEDDIS	SR	9:24.10			5/3/12	0.08 0.00 0.08
400mH	23	Ethan GEISLER	SR	52.85			5/3/12	0.55 0.07 0.62
400mH	24	Trevor FOLEY	JR	52.88			5/3/12	0.5 0.05 0.55
PV	3	Cameron DAUGHERTY	SR	5.15m	16-10%		5/26/12	16 2.54 18.54
SP	28	Kyle TOMS	SR	16.19m	53-1%		5/3/12	0.3 0.00 0.30
DEC	30	Derick FIEDLER	JR	6,199			5/3/12	0.2 0.00 0.20
DEC	34	Andrew GREENSLADE	SR	6,147			5/3/12	0.04 0.00 0.04
Team Total								24.82

37



Bloomsburg

Pennsylvania State Athletic Conference

▼16

Event	Scrd As	Athlete	Yr	Scored Mark	Date	Pl. Pts.	Bonus	TOTAL
Scored bests come from PRE-SEASON DATA								
JAV	1	Justin SHIRK	JR	71.90m	235-10		5/26/12	20 3.93 23.93
DEC	26	Stephen GRIB	SR	6,281			5/3/12	0.4 0.00 0.40
Team Total								24.33

38



UC San Diego

California Collegiate Athletic Association

▼20

Event	Scrd As	Athlete	Yr	Scored Mark	Date	Pl. Pts.	Bonus	TOTAL
Scored bests come from CURRENT season								
5000m	29	Tanner COLLINS	FR	14:37.98			3/15/13	0.25 0.07 0.32
PV	17	Benjamin BERTHET	JR	4.85m	15-11	P	3/9/13	1.5 0.19 1.69
PV	17	Clint ROSSER	JR	4.85m	15-11	P	3/9/13	1.5 0.19 1.69
DISC	19	Zachary NAGENGAST	SR	50.79m	166-7	P	3/9/13	0.9 0.16 1.06
HT	13	AB SHAHEEN	SR	57.17m	187-6	P	3/2/13	3.5 0.35 3.85
HT	15	Zachary NAGENGAST	SR	56.40m	185-0	P	3/14/13	2.5 0.21 2.71
JAV	6	Nash HOWE	SO	64.73m	212-4	P	3/9/13	10 1.16 11.16
Scored bests come from PRE-SEASON DATA								
TJ	25	Quentin MCWHORTER	SR	14.74m	48-4%		4/5/12	0.45 0.12 0.57
JAV	18	Kiley LIBUIT	SR	60.93m	199-11		3/31/12	1 0.16 1.16
Team Total								24.21

39



Metro State

Rocky Mountain Athletic Conference

▼ 8

Event	Scrd As	Athlete	Yr	Scored Mark	Date	Pl. Pts.	Bonus	TOTAL
Scored bests come from PRE-SEASON DATA								
800m	30	Michael WARBURTON	SO	1:51.88			5/6/12	0.2 0.13 0.33
1500m	24	Kraig KLEINER	JR	3:51.60			5/6/12	0.5 0.22 0.72
110mH	1	Darius REED	SR	13.88			5/26/12	20 2.51 22.51
Team Total								23.56

40



Lock Haven

Pennsylvania State Athletic Conference

Event	Scrd As	Athlete	Yr	Scored Mark	Date	Pl. Pts.	Bonus	TOTAL
Scored bests come from PRE-SEASON DATA								
400m	28	Sean HARPER	SR	47.74			5/3/12	0.3 0.08 0.38
Steeple	17	Mitch MILLER	SR	9:14.64	#####			1.5 0.26 1.76
Steeple	34	Sean NORBERG	SR	9:24.30			4/14/12	0.04 0.00 0.04
5000m	25	Alex MONROE	JR	14:37.12			4/14/12	0.45 0.10 0.55
10k	14	Alex MONROE	JR	30:09.64			4/26/12	3 0.50 3.50
4x400	18			3:12.40			5/3/12	0.4 0.13 0.53
SP	15	Tyler THOMAS	SR	16.77m	55-¾		5/3/12	2.5 0.30 2.80
HT	5	Mark MANNO	SR	62.56m	205-3		5/3/12	12 1.84 13.84
Team Total								23.40

41



Morehouse

Southern Intercollegiate Athletic Conference

Event	Scrd As	Athlete	Yr	Scored Mark	Date	Pl. Pts.	Bonus	TOTAL
Scored bests come from PRE-SEASON DATA								
100m	5	Courtland WALLS	SR	10.33w			4/19/12	12 1.48 13.48
200m	9	Courtland WALLS	SR	21.09			4/19/12	7 0.81 7.81
TJ	26	David LEE	SR	14.72m	48-3¾		4/19/12	0.4 0.09 0.49
Team Total								21.79

"Scrd As", short for "Scored As", Standing used for place points portion of performance's score combining preseason data (when applied) to current season data

Numbers in BLACK are both the performance's actual NCAA rank AND "scored as" rank Numbers in RED indicate actual NCAA rank does not exist or is worse than "scored as" rank Numbers in BLUE indicate actual NCAA rank is better than "scored as" rank

USTFCCCA Non-Member

Non-Member Schools Will NOT be ranked, beginning Week 2



USTFCCCA NCAA Division II National Team Rankings

2013 Outdoor Track & Field, Preseason

as of 3/26/2013 9:08:40 AM



denotes multiple-event rule in affect

Only those who score >0.01 pts are shown

MEN

42



Academy of Art

Pacific West Conference

Event	Scrd As	Athlete	Yr	Scored Mark	Date	Pl. Pts.	Bonus	TOTAL
Scored bests come from CURRENT season								
100m	18	Jaylon HICKS	SO	10.54	P 3/22/13	1	0.29	1.29
400m	6	Shaquille HOWARD	FR	46.56	P 3/22/13	10	1.20	11.20
1500m	36	Jens ALBAN	FR	3:52.56	3/22/13		0.11	0.11
LI	8	Johnny CARTER	SO	7.49m	24-7 P 3/22/13	8	0.85	8.85
Team Total								21.45

43



UPR Rio Piedras

Liga Atlética Interuniversitaria de Puerto Rico

9

Event	Scrd As	Athlete	Yr	Scored Mark	Date	Pl. Pts.	Bonus	TOTAL
Scored bests come from CURRENT season								
100m	38	Ian ESTEVES	SO	10.63	3/2/13		0.06	0.06
1500m	18	Fernando OJEDA	SO	3:50.85	P 3/16/13	1	0.32	1.32
Steeple	19	Luis LOPEZ-RIVERA	SO	9:16.19	P 3/2/13	0.9	0.21	1.11
400mH	25	Roger RANKHALAWUAN	JR	53.02	P 3/16/13	0.45	0.00	0.45
Scored bests come from PRE-SEASON DATA								
HJ	3	Joel CASTRO-RIVERA	SR	2.15m	7-½ 4/20/12	16	1.39	17.39
TJ	31	Lemuel SALAMO	JR	14.63mw	48-0 4/20/12	0.16	0.00	0.16
JAV	33	Manuel PASTRANA-ARROYO	JR	58.00m	190-3 3/10/12	0.08	0.00	0.08
Team Total								20.57

44



Humboldt State

California Collegiate Athletic Association

Event	Scrd As	Athlete	Yr	Scored Mark	Date	Pl. Pts.	Bonus	TOTAL
Scored bests come from PRE-SEASON DATA								
800m	36	E. Jantzen OSHIER	SO	1:52.20	4/28/12		0.04	0.04
1500m	11	E. Jantzen OSHIER	SO	3:48.84	5/12/12	5	0.77	5.77
10k	5	Austin HUFF	SR	29:37.20	4/6/12	12	1.20	13.20
JAV	19	Matthew HORSFALL	SR	60.68m	199-1 5/3/12	0.9	0.12	1.02
Team Total								20.03

45



Eastern New Mexico

Lone Star Conference

8

Event	Scrd As	Athlete	Yr	Scored Mark	Date	Pl. Pts.	Bonus	TOTAL
Scored bests come from PRE-SEASON DATA								
Steeple	29	Tallam KIPRUTO	SR	9:20.43	4/6/12	0.25	0.06	0.31
5000m	28	Isaiah SAMOEI	SR	14:37.90	3/24/12	0.3	0.07	0.37
10k	3	Isaiah SAMOEI	SR	29:20.11	4/19/12	16	1.82	17.82
110mH	34	D'omar BOYDEN	SO	14.58	5/3/12	0.04	0.00	0.04
DEC	31	William WELCH	SR	6,188	5/3/12	0.16	0.00	0.16
Team Total								18.70

46



Lake Superior State

Great Lakes Intercollegiate Athletic Conference

25

Event	Scrd As	Athlete	Yr	Scored Mark	Date	Pl. Pts.	Bonus	TOTAL
Scored bests come from PRE-SEASON DATA								
100m	27	Ben MONROE	SR	10.59w	5/2/12	0.35	0.16	0.51
110mH	31	Justin BALCZAK	SO	14.54	5/26/12	0.16	0.01	0.17
HJ	34	Justin BALCZAK	SO	2.04m	6-8½ 5/26/12	0.04	0.00	0.04
HJ	35	Jeremy BRAMAN	JR	2.03m	6-8 4/14/12	0.02	0.00	0.02
DEC	3	Justin BALCZAK	SO	7,072	5/26/12	16	1.83	17.83
Team Total								18.57

47



UNC Pembroke

Peach Belt Conference

13

Event	Scrd As	Athlete	Yr	Scored Mark	Date	Pl. Pts.	Bonus	TOTAL
Scored bests come from CURRENT season								
100m	38	Shaquille RAY	JR	10.63	3/8/13		0.06	0.06
1500m	38	Pardon NDHLOVU	SR	3:53.31	3/22/13		0.03	0.03
Scored bests come from PRE-SEASON DATA								
200m	28	Shaquille RAY	JR	21.42	4/7/12	0.3	0.16	0.46
800m	38	Pardon NDHLOVU	SR	1:52.25	3/9/12		0.03	0.03
10k	4	Pardon NDHLOVU	SR	29:31.58	4/26/12	14	1.40	15.40
Team Total								15.99

"Scrd As", short for "Scored As", Standing used for place points portion of performance's score combining preseason data (when applied) to current season data

Numbers in BLACK are both the performance's actual NCAA rank AND "scored as" rank Numbers in RED indicate actual NCAA rank does not exist or is worse than "scored as" rank Numbers in BLUE indicate actual NCAA rank is better than "scored as" rank

USTFCCCA Non-Member

Non-Member Schools Will NOT be ranked, beginning Week 2



USTFCCCA NCAA Division II National Team Rankings

2013 Outdoor Track & Field, Preseason

as of 3/26/2013 9:08:41 AM

D

denotes multiple-event rule in affect

Only those who score >0.01 pts are shown

MEN

48



Hillsdale

Great Lakes Intercollegiate Athletic Conference

▼ **7**

Event	Scrd As	Athlete	Yr	Scored Mark	Date	Pl. Pts.	Bonus	TOTAL
Scored bests come from CURRENT season								
▶ HT	27	John BANOVTZ	JR	54.77m	179-8	P 3/23/13	0.35	0.00 0.35
Scored bests come from PRE-SEASON DATA								
▶ 1500m	20	Matthew PERKINS	SO	3:51.25	4/26/12	0.8	0.26	1.06
▶ 400mH	13	Maurice JONES	JR	51.88	5/2/12	3.5	0.69	4.19
▶ SP	8	Nathan ENGLISH	SR	17.32m	56-10	5/26/12	8	0.82 8.82
▶ SP	24	John BANOVTZ	JR	16.28m	53-5	5/2/12	0.5	0.00 0.50
▶ DISC	27	John BANOVTZ	JR	50.05m	164-2	4/6/12	0.35	0.00 0.35
Team Total								15.27

51



Cal State LA

California Collegiate Athletic Association

▼ **3**

Event	Scrd As	Athlete	Yr	Scored Mark	Date	Pl. Pts.	Bonus	TOTAL
Scored bests come from CURRENT season								
▶ DEC	12	Scott HUBBARD	SR	6,592	3/14/13	P	4	0.39 4.39
Scored bests come from PRE-SEASON DATA								
▶ 200m	18	Gregory VEALS	SO	21.34	5/3/12	1	0.26	1.26
▶ 110mH	18	Matthew HARMON	SR	14.36	5/3/12	1	0.34	1.34
▶ 400mH	15	Matthew HARMON	SR	52.15	5/3/12	2.5	0.42	2.92
▶ 4x100	14			40.78	5/12/12	0.8	0.44	1.24
▶ 4x400	21			3:12.87	5/12/12	0.1	0.04	0.14
▶ TJ	17	Dameion BERRY-SMITH	SR	14.93m	48-11½	5/3/12	1.5	0.38 1.88
▶ JAV	17	Scott HUBBARD	SR	61.07m	200-4	3/31/12	1.5	0.19 1.69
Team Total								14.86

49



Virginia State

Central Intercollegiate Athletic Association

▼ **11**

Event	Scrd As	Athlete	Yr	Scored Mark	Date	Pl. Pts.	Bonus	TOTAL
Scored bests come from PRE-SEASON DATA								
▶ 800m	11	Prince OWUSU-MENSAH	SO	1:50.88	5/13/12	5	0.62	5.62
▶ 800m	32	Justin PITTMAN	SO	1:51.98	5/13/12	0.12	0.10	0.22
▶ 400mH	9	Daniel ROSS	SR	51.66	5/26/12	7	0.91	7.91
▶ 400mH	34	Kenja HANNIFORD	SR	53.28	4/20/12	0.04	0.00	0.04
▶ 4x400	14			3:11.70	5/12/12	0.8	0.40	1.20
Team Total								14.99

52



East Stroudsburg

Pennsylvania State Athletic Conference

▼ **11**

Event	Scrd As	Athlete	Yr	Scored Mark	Date	Pl. Pts.	Bonus	TOTAL
Scored bests come from CURRENT season								
▶ HT	23	Travis TOTH	SO	55.54m	182-2	P 3/22/13	0.55	0.06 0.61
Scored bests come from PRE-SEASON DATA								
▶ 4x100	21			40.98	5/3/12	0.1	0.10	0.20
▶ JAV	5	Matt THOLIS	JR	65.11m	213-7	5/26/12	12	1.29 13.29
▶ JAV	22	Rusty HEDRICK	SR	60.10m	197-2	5/13/12	0.6	0.02 0.62
Team Total								14.71

50



Anderson (S.C.)

South Atlantic Conference

Event	Scrd As	Athlete	Yr	Scored Mark	Date	Pl. Pts.	Bonus	TOTAL
Scored bests come from PRE-SEASON DATA								
▶ 800m	4	Matthew SHAFFER	JR	1:50.36	4/6/12	14	0.89	14.89
Team Total								14.89

"Scrd As", short for "Scored As", Standing used for place points portion of performance's score combining preseason data (when applied) to current season data

Numbers in BLACK are both the performance's actual NCAA rank AND "scored as" rank Numbers in RED indicate actual NCAA rank does not exist or is worse than "scored as" rank Numbers in BLUE indicate actual NCAA rank is better than "scored as" rank

USTFCCCA Non-Member

Non-Member Schools Will NOT be ranked, beginning Week 2



USTFCCCA NCAA Division II National Team Rankings

2013 Outdoor Track & Field, Preseason

as of 3/26/2013 9:08:41 AM

D denotes multiple-event rule in affect
Only those who score >0.01 pts are shown

MEN

53



Albany State (Ga.)

Southern Intercollegiate Athletic Conference

Event	Scrd As	Athlete	Yr	Scored Mark	Date	Pl. Pts.	Bonus	TOTAL
Scored bests come from CURRENT season								
▶ 100m	43	Jared JORDAN	FR	10.64	3/16/13		0.04	0.04
▶ TJ	12	Isaiah LEGGETTE	JR	15.03m	49-3½ P 3/16/13	4	0.59	4.59
Scored bests come from PRE-SEASON DATA								
▶ 100m	20	Garrett REYNOLDS	JR	10.55w	4/19/12	0.8	0.25	1.05
▶ 100m	44	Untayous BENSON	SR	10.65w	4/19/12		0.02	0.02
▶ 200m	11	Untayous BENSON	SR	21.15	4/19/12	5	0.62	5.62
▶ 200m	24	Garrett REYNOLDS	JR	21.38	4/19/12	0.5	0.21	0.71
▶ 200m	33	Terrio LEVERETT	SO	21.46	3/21/12	0.08	0.11	0.19
▶ 400mH	21	Jordan THOMPSON	JR	52.55	3/15/12	0.7	0.22	0.92
▶ 4x100	13			40.70	3/31/12	0.9	0.58	1.48
Team Total								14.62

54



Incarnate Word

Lone Star Conference

▼ 1

Event	Scrd As	Athlete	Yr	Scored Mark	Date	Pl. Pts.	Bonus	TOTAL
Scored bests come from CURRENT season								
▶ 200m	14	Tommy BROWN	SR	21.22	P 3/1/13	3	0.45	3.45
▶ 200m	27	Christopher DEWITT	SO	21.40	P 3/1/13	0.35	0.19	0.54
▶ HT	22	Chance DZIUK	JR	55.56m	182-3 P 3/1/13	0.6	0.06	0.66
Scored bests come from PRE-SEASON DATA								
▶ 100m	18	Tommy BROWN	SR	10.54	4/14/12	1	0.29	1.29
▶ 4x100	10			40.61	5/13/12	4	0.75	4.75
▶ DISC	13	Chance DZIUK	JR	51.80m	169-11 3/17/12	3.5	0.43	3.93
Team Total								14.61

55



Cal Poly Pomona

California Collegiate Athletic Association

▼ 14

Event	Scrd As	Athlete	Yr	Scored Mark	Date	Pl. Pts.	Bonus	TOTAL
Scored bests come from CURRENT season								
▶ 5000m	22	Ryan CARRELL	JR	14:32.84	P 3/9/13	0.6	0.22	0.82
▶ TJ	34	Kaleb TREMBLY	JR	14.59m	47-10½ P 3/1/13	0.04	0.00	0.04
▶ HT	11	Vincent HUITT	SR	57.80m	189-7 P 3/9/13	5	0.46	5.46
▶ DEC	10	Connor BIRTWHISTLE	SR	6,738	P 3/14/13	6	0.65	6.65
Scored bests come from PRE-SEASON DATA								
▶ 200m	45	James WEINER	SO	21.54	4/6/12		0.02	0.02
▶ 4x400	19			3:12.66	4/19/12	0.3	0.08	0.38
▶ PV	22	Justin ELLERBEE	SO	4.80m	15-9 5/12/12	0.6	0.00	0.60
▶ HT	35	Shane CIONI	SR	53.84m	176-7 5/3/12	0.02	0.00	0.02
Team Total								13.99

56



Wheeling Jesuit

West Virginia Intercollegiate Athletic Conference

▼ 8

Event	Scrd As	Athlete	Yr	Scored Mark	Date	Pl. Pts.	Bonus	TOTAL
Scored bests come from PRE-SEASON DATA								
▶ Steeple	5	Stewart JONES	SR	8:56.60	5/11/12	12	1.35	13.35
▶ 5000m	27	Stewart JONES	SR	14:37.52	3/30/12	0.35	0.09	0.44
▶ PV	31	Kyle DAVIES	JR	4.75m	15-7 4/6/12	0.16	0.00	0.16
Team Total								13.95

57



Virginia Union

Central Intercollegiate Athletic Association

Event	Scrd As	Athlete	Yr	Scored Mark	Date	Pl. Pts.	Bonus	TOTAL
Scored bests come from CURRENT season								
▶ 100m	31	Rashad SMITH	JR	10.60w	P 3/16/13	0.16	0.13	0.29
Scored bests come from PRE-SEASON DATA								
▶ 110mH	12	Tremayne BANKS	SO	14.29	5/13/12	4	0.48	4.48
▶ 4x100	16			40.83	3/17/12	0.6	0.35	0.95
▶ HJ	9	Jamaal PETTY	SO	2.11m	6-11 3/17/12	7	0.58	7.58
Team Total								13.30

"Scrd As", short for "Scored As", Standing used for place points portion of performance's score combining preseason data (when applied) to current season data

Numbers in BLACK are both the performance's actual NCAA rank AND "scored as" rank Numbers in RED indicate actual NCAA rank does not exist or is worse than "scored as" rank Numbers in BLUE indicate actual NCAA rank is better than "scored as" rank

USTFCCCA Non-Member

Non-Member Schools Will NOT be ranked, beginning Week 2



USTFCCCA NCAA Division II National Team Rankings

2013 Outdoor Track & Field, Preseason

as of 3/26/2013 9:08:42 AM

D denotes multiple-event rule in affect
Only those who score >0.01 pts are shown

MEN

58



Tiffin

Great Lakes Intercollegiate Athletic Conference

▼24

Event	Scrd As	Athlete	Yr	Scored Mark	Date	Pl. Pts.	Bonus	TOTAL
Scored bests come from CURRENT season								
HJ	35	Eugene CANNADAY	SO	2.03m	6-8	3/15/13	0.02	0.00 0.02
SP	29	Macklin TUDOR	FR	16.17m	53-¾	P 3/15/13	0.25	0.00 0.25
SP	31	Davion BOWERS	FR	16.11m	52-10¼	P 3/15/13	0.16	0.00 0.16
DISC	16	Macklin TUDOR	FR	51.16m	167-10	P 3/15/13	2	0.26 2.26
DISC	34	Keenan HAMILTON	SR	49.22m	161-5	P 3/15/13	0.04	0.00 0.04
DEC	24	Timothy YOUNG	JR	6,365		P 3/15/13	0.5	0.00 0.50

Scored bests come from PRE-SEASON DATA

100m	11	Emmanuel GREMBO	JR	10.47w		5/11/12	5	0.62 5.62
100m	31	Tony MARSHALL	SR	10.60w		5/11/12	0.16	0.13 0.29
400m	20	Dominic COLVIN	SR	47.41		5/2/12	0.8	0.25 1.05
1500m	26	Colin FISHER	SO	3:51.77		3/30/12	0.4	0.20 0.60
5000m	24	Colin FISHER	SO	14:36.87		5/10/12	0.5	0.10 0.60
110mH	20	Zachary CERNANSKY	JR	14.40		5/12/12	0.8	0.27 1.07
4x100	22			41.03		5/11/12	0	0.05 0.05
JAV	28	Jared WOLFF	SR	58.90m	193-3	5/12/12	0.3	0.00 0.30

Team Total 12.83

59



Kutztown

Pennsylvania State Athletic Conference

▼6

Event	Scrd As	Athlete	Yr	Scored Mark	Date	Pl. Pts.	Bonus	TOTAL
Scored bests come from PRE-SEASON DATA								
200m	26	Greg CRAWFORD	SR	21.39		5/3/12	0.4	0.20 0.60
Steeple	28	Zach FLEMING	JR	9:20.19		4/14/12	0.3	0.06 0.36
110mH	24	Khalid GUIDEN	SO	14.48w		5/3/12	0.5	0.12 0.62
400mH	14	Kori MESHAW	SR	51.93		5/26/12	3	0.64 3.64
JAV	9	Tyler ROLSHAUSEN	SO	63.03m	206-9	3/30/12	7	0.58 7.58

Team Total 12.80

60



UMass Lowell

Northeast-10 Conference

▼32

Event	Scrd As	Athlete	Yr	Scored Mark	Date	Pl. Pts.	Bonus	TOTAL
Scored bests come from PRE-SEASON DATA								
100m	35	Evan WHITE	SR	10.62		4/7/12	0.02	0.09 0.11
400m	28	Ryad BENCHEIKH	SO	47.74		4/19/12	0.3	0.08 0.38
800m	8	Omar ABDI		1:50.67		#####	8	0.73 8.73
1500m	30	Eric MCDONALD	SR	3:52.16		5/4/12	0.2	0.16 0.36
400mH	28	Keith LEWIS	SO	53.09		5/4/12	0.3	0.00 0.30
4x400	11			3:11.00		5/26/12	2	0.73 2.73

Team Total 12.59

61



Florida Tech

Sunshine State Conference

Event	Scrd As	Athlete	Yr	Scored Mark	Date	Pl. Pts.	Bonus	TOTAL
Scored bests come from PRE-SEASON DATA								
SP	22	Ja Mar WATSON	SO	16.38m	53-9	5/11/12	0.6	0.01 0.61
HT	6	Ja Mar WATSON	SO	61.67m	202-4	4/14/12	10	1.53 11.53

Team Total 12.15

62



Indiana (Pa.)

Pennsylvania State Athletic Conference

Event	Scrd As	Athlete	Yr	Scored Mark	Date	Pl. Pts.	Bonus	TOTAL
Scored bests come from PRE-SEASON DATA								
Steeple	26	Clint KELLER	SR	9:19.23		4/14/12	0.4	0.10 0.50
400mH	17	Jared LONG	SR	52.45		5/3/12	1.5	0.27 1.77
TJ	13	Brandon FORD	SR	15.02m	49-3¼	5/3/12	3.5	0.57 4.07
SP	11	Ross MOREAU	SO	17.03m	55-10¼	5/3/12	5	0.49 5.49

Team Total 11.82

"Scrd As", short for "Scored As", Standing used for place points portion of performance's score combining preseason data (when applied) to current season data

Numbers in BLACK are both the performance's actual NCAA rank AND "scored as" rank Numbers in RED indicate actual NCAA rank does not exist or is worse than "scored as" rank Numbers in BLUE indicate actual NCAA rank is better than "scored as" rank

USTFCCCA Non-Member

Non-Member Schools Will NOT be ranked, beginning Week 2



USTFCCCA NCAA Division II National Team Rankings

2013 Outdoor Track & Field, Preseason

as of 3/26/2013 9:08:42 AM

D denotes multiple-event rule in affect
Only those who score >0.01 pts are shown

MEN

63



Western Oregon

Great Northwest Athletic Conference

Event	Scrd As	Athlete	Yr	Scored Mark	Date	Pl. Pts.	Bonus	TOTAL
Scored bests come from CURRENT season								
JAV	11	Shane BROOKS	FR	62.15m	203-11	P	3/2/13	5 0.37 5.37
JAV	14	Justin LARSON	FR	61.59m	202-1	P	3/2/13	3 0.28 3.28
Scored bests come from PRE-SEASON DATA								
800m	33	Chris OLSEN	SR	1:51.99			4/27/12	0.08 0.10 0.18
LI	17	Matson HARDIE	JR	7.34m	24-1		5/11/12	1.5 0.27 1.77
LI	25	Jake HYDE	SR	7.27m	23-10½		5/11/12	0.45 0.09 0.54
JAV	25	Will CROOK	SR	59.25m	194-4		5/11/12	0.45 0.00 0.45
Team Total								11.58

64



Southwest Baptist

Mid-America Intercollegiate Athletics Association

Event	Scrd As	Athlete	Yr	Scored Mark	Date	Pl. Pts.	Bonus	TOTAL
Scored bests come from PRE-SEASON DATA								
100m	23	Deneko BROWN	SR	10.57w			4/20/12	0.55 0.20 0.75
200m	42	Deneko BROWN	SR	21.52w			5/4/12	0.04 0.04
400m	35	William SHELL	JR	47.81			5/4/12	0.02 0.04 0.06
Steeple	7	Phillip MILLER	SR	8:59.77			5/11/12	9 1.02 10.02
JAV	26	Landon COLE	JR	59.01m	193-7		3/24/12	0.4 0.00 0.40
Team Total								11.28

65



California (Pa.)

Pennsylvania State Athletic Conference

▼31

Event	Scrd As	Athlete	Yr	Scored Mark	Date	Pl. Pts.	Bonus	TOTAL
Scored bests come from CURRENT season								
10k	19	Aaron DINZEO	SO	30:33.74			P 3/23/13	0.9 0.22 1.12
Scored bests come from PRE-SEASON DATA								
JAV	7	Ryan SCHLEICHER	SR	64.72m	212-4		4/6/12	9 1.16 10.16
Team Total								11.27

66



Claflin

Southern Intercollegiate Athletic Conference

Event	Scrd As	Athlete	Yr	Scored Mark	Date	Pl. Pts.	Bonus	TOTAL
Scored bests come from CURRENT season								
110mH	9	Larry BRUNSON	SR	14.17			P 3/22/13	7 0.86 7.86
Scored bests come from PRE-SEASON DATA								
400m	14	Zacharias GILES	SR	47.23			4/19/12	3 0.35 3.35
Team Total								11.21

67



New Haven

Northeast-10 Conference

Event	Scrd As	Athlete	Yr	Scored Mark	Date	Pl. Pts.	Bonus	TOTAL
Scored bests come from CURRENT season								
100m	20	David THOMAS	SR	10.55			P 3/22/13	0.8 0.25 1.05
200m	17	David THOMAS	SR	21.31w			P 3/22/13	1.5 0.30 1.80
Scored bests come from PRE-SEASON DATA								
HJ	9	Matthew JEUNE	JR	2.11m	6-11		5/10/12	7 0.58 7.58
Team Total								10.43

68



Cedarville

Great Midwest Athletic Conference

Event	Scrd As	Athlete	Yr	Scored Mark	Date	Pl. Pts.	Bonus	TOTAL
Scored bests come from PRE-SEASON DATA								
5000m	10	Matt BROOKER		14:22.30			#####	6 0.53 6.53
10k	20	Matt BROOKER		30:34.23			#####	0.8 0.21 1.01
SP	21	Sam LEMASTER	SR	16.41m	53-10½		#####	0.7 0.03 0.73
DEC	17	James BLACKWELL	SO	6,478			#####	1.5 0.19 1.69
Team Total								9.97

69



Bowie State

Central Intercollegiate Athletic Association

Event	Scrd As	Athlete	Yr	Scored Mark	Date	Pl. Pts.	Bonus	TOTAL
Scored bests come from PRE-SEASON DATA								
110mH	11	Alonzo WILLIAMS	SR	14.27			4/20/12	5 0.51 5.51
LI	14	William BAILEY	SR	7.37m	24-2½		4/14/12	3 0.35 3.35
Team Total								8.86

"Scrd As", short for "Scored As", Standing used for place points portion of performance's score combining preseason data (when applied) to current season data

Numbers in BLACK are both the performance's actual NCAA rank AND "scored as" rank Numbers in RED indicate actual NCAA rank does not exist or is worse than "scored as" rank Numbers in BLUE indicate actual NCAA rank is better than "scored as" rank

USTFCCCA Non-Member

Non-Member Schools Will NOT be ranked, beginning Week 2



USTFCCCA NCAA Division II National Team Rankings

2013 Outdoor Track & Field, Preseason

as of 3/26/2013 9:08:44 AM

D denotes multiple-event rule in affect
Only those who score >0.01 pts are shown

MEN

70



Lewis

Great Lakes Valley Conference

Event	Scrd As	Athlete	Yr	Scored Mark	Date	Pl. Pts.	Bonus	TOTAL
Scored bests come from PRE-SEASON DATA								
1500m	9	Scott TANIS	SR	3:48.76	4/20/12	7	0.79	7.79
DEC	23	Phil HODUR	SR	6,410	3/30/12	0.55	0.08	0.63
Team Total								8.41

71



Central Washington

Great Northwest Athletic Conference

Event	Scrd As	Athlete	Yr	Scored Mark		Date	Pl. Pts.	Bonus	TOTAL
Scored bests come from PRE-SEASON DATA									
▶ HJ	19	Brennan BOYES	SR	2.06m	6-9	5/11/12	0.9	0.17	1.07
▶ TJ	16	Bryan MACK	SR	14.95m	49-¾	5/11/12	2	0.40	2.40
▶ HT	28	Quinton AGOSTA	JR	54.74m	179-7	5/11/12	0.3	0.00	0.30
▶ JAV	13	Braden KELLER	SR	61.87m	203-0	4/28/12	3.5	0.32	3.82
▶ DEC	22	Jason CARYL	SR	6,412		4/30/12	0.6	0.08	0.68
Team Total									8.27

72

Sioux Falls

Northern Sun Intercollegiate Conference

Event	Scrd As	Athlete	Yr	Scored Mark	Date	Pl. Pts.	Bonus	TOTAL	
Scored bests come from PRE-SEASON DATA									
▶ 400m	10	Colin KOTH	SR	46.80	5/28/11	6	0.80	6.80	
▶ PV	31	Andrew ELLSWORTH	SR	4.75m	15-7	5/28/11	0.16	0.00	0.16
▶ TJ	23	Nathan BRIDGMAN	SR	14.77m	48-5½	5/28/11	0.55	0.16	0.71
Team Total								7.67	

73



Tarleton State

Lone Star Conference

Event	Scrd As	Athlete	Yr	Scored Mark		Date	Pl. Pts.	Bonus	TOTAL
Scored bests come from CURRENT season									
▶ HJ	35	Travis ALLISON	FR	2.03m	6-8	3/7/13	0.02	0.00	0.02
Scored bests come from PRE-SEASON DATA									
▶ 400mH	10	Jeff SMITH	SR	51.82		5/3/12	6	0.75	6.75
Team Total								6.77	

74



Seattle Pacific

Great Northwest Athletic Conference

Event	Scrd As	Athlete	Yr	Scored Mark	Date	Pl. Pts.	Bonus	TOTAL
Scored bests come from PRE-SEASON DATA								
▶ 1500m	17	Seth PIERSON	SR	3:50.48	4/20/12	1.5	0.40	1.90
▶ Steeple	20	AJ BAKER	SR	9:16.40	5/11/12	0.8	0.20	1.00
▶ DEC	14	Nate JOHNSON	SR	6,537	4/2/12	3	0.30	3.30
Team Total								6.20

75



St. Cloud State

Northern Sun Intercollegiate Conference

Event	Scrd As	Athlete	Yr	Scored Mark	Date	Pl. Pts.	Bonus	TOTAL
Scored bests come from PRE-SEASON DATA								
▶ 100m	20	George KAWALAWU	JR	10.55w	4/7/12	0.8	0.25	1.05
▶ HJ	19	Dustin MCCOLLEY	SR	2.06m	6-9 5/2/12	0.9	0.17	1.07
▶ DEC	13	David BRAATEN	SR	6,542	4/29/12	3.5	0.31	3.81
Team Total								5.92

76



Chadron State

Rocky Mountain Athletic Conference

Event	Scrd As	Athlete	Yr	Scored Mark	Date	Pl. Pts.	Bonus	TOTAL
Scored bests come from PRE-SEASON DATA								
▶ 100m	25	Dean FRANCIS	JR	10.58	5/6/12	0.45	0.18	0.63
▶ 200m	24	Dean FRANCIS	JR	21.38	4/27/12	0.5	0.21	0.71
▶ 4x100	23			41.04	4/12/12	0	0.05	0.05
▶ SP	13	Charith KAPUKOTUWA	JR	16.83m	5/6/12	3.5	0.34	3.84
▶ DISC	23	Charith KAPUKOTUWA	JR	50.44m	4/12/12	0.55	0.07	0.62
Team Total								5.85

77



UW-Parkside

Great Lakes Valley Conference

Event	Scrd As	Athlete	Yr	Scored Mark	Date	Pl. Pts.	Bonus	TOTAL
Scored bests come from PRE-SEASON DATA								
► Steeple	11	Jesus ESCARENO	SR	9:04.32	5/10/12	5	0.68	5.68
Team Total								5.68

"Scrd As", short for "Scored As", Standing used for place points portion of performance's score combining preseason data (when applied) to current season data

Numbers in BLACK are both the performance's actual NCAA rank AND "scored as" rank Numbers in RED indicate actual NCAA rank does not exist or is worse than "scored as" rank Numbers in BLUE indicate actual NCAA rank is better than "scored as" rank

USTFCCCA Non-Member

Non-Member Schools Will NOT be ranked, beginning Week 2



USTFCCCA NCAA Division II National Team Rankings

2013 Outdoor Track & Field, Preseason

as of 3/26/2013 9:08:44 AM

D denotes multiple-event rule in affect
Only those who score >0.01 pts are shown

MEN

78



Benedict

Southern Intercollegiate Athletic Conference

▼37

Event	Scrd As	Athlete	Yr	Scored Mark	Date	Pl. Pts.	Bonus	TOTAL
Scored bests come from CURRENT season								
▶ JAV	35	Hezekiah EVANS	FR	57.75m	189-5	3/8/13	0.02	0.00 0.02
Scored bests come from PRE-SEASON DATA								
▶ 800m	12	Chavis TAYLOR	JR	1:50.97		5/11/12	4	0.57 4.57
▶ JAV	29	Tre ADDERLEY	JR	58.84m	193-0	3/2/12	0.25	0.00 0.25
Team Total								4.84

79



Bellarmino

Great Lakes Valley Conference

Event	Scrd As	Athlete	Yr	Scored Mark	Date	Pl. Pts.	Bonus	TOTAL
Scored bests come from PRE-SEASON DATA								
▶ 1500m	12	Robert SANDLIN	JR	3:49.44		5/11/12	4	0.63 4.63
Team Total								4.63

80



Michigan Tech

Great Lakes Intercollegiate Athletic Conference

Event	Scrd As	Athlete	Yr	Scored Mark	Date	Pl. Pts.	Bonus	TOTAL
Scored bests come from CURRENT season								
▶ DEC	32	Nathan SALIGA	SR	6,187		3/14/13	0.12	0.00 0.12
Scored bests come from PRE-SEASON DATA								
▶ 100m	27	Quinn PARNELL	SR	10.59		5/2/12	0.35	0.16 0.51
▶ 200m	38	Quinn PARNELL	SR	21.50		5/2/12		0.07 0.07
▶ 800m	14	Dylan ANDERSON	SR	1:51.02		5/10/12	3	0.54 3.54
Team Total								4.24

81



Columbus State

Peach Belt Conference

Event	Scrd As	Athlete	Yr	Scored Mark	Date	Pl. Pts.	Bonus	TOTAL
Scored bests come from PRE-SEASON DATA								
▶ 200m	13	Kristopher MARAGH	SO	21.17w		4/28/12	3.5	0.57 4.07
▶ 200m	35	Jeremy WILLIAMS	SR	21.48w		4/28/12	0.02	0.09 0.11
Team Total								4.18

82



Saginaw Valley State

Great Lakes Intercollegiate Athletic Conference

Event	Scrd As	Athlete	Yr	Scored Mark	Date	Pl. Pts.	Bonus	TOTAL
Scored bests come from PRE-SEASON DATA								
▶ Steeple	15	Jon WETTERS	SR	9:11.13		4/20/12	2.5	0.39 2.89
▶ HJ	19	Frank SANDERS	JR	2.06m	6-9	5/2/12	0.9	0.17 1.07
Team Total								3.96

83



Northern State

Northern Sun Intercollegiate Conference

Event	Scrd As	Athlete	Yr	Scored Mark	Date	Pl. Pts.	Bonus	TOTAL
Scored bests come from PRE-SEASON DATA								
▶ 110mH	13	Luke HAUERT	SR	14.30		5/11/12	3.5	0.46 3.96
Team Total								3.96

84



Saint Martin's

Great Northwest Athletic Conference

Event	Scrd As	Athlete	Yr	Scored Mark	Date	Pl. Pts.	Bonus	TOTAL
Scored bests come from CURRENT season								
▶ TJ	29	Michael DAVIS	SO	14.66m	48-1¼	P 3/16/13	0.25	0.01 0.26
Scored bests come from PRE-SEASON DATA								
▶ SP	14	Sam WASHINGTON	SR	16.82m	55-2¼	5/11/12	3	0.33 3.33
▶ HT	32	Sam WASHINGTON	SR	54.19m	177-9	5/11/12	0.12	0.00 0.12
Team Total								3.72

85



Concord

West Virginia Intercollegiate Athletic Conference

Event	Scrd As	Athlete	Yr	Scored Mark	Date	Pl. Pts.	Bonus	TOTAL
Scored bests come from PRE-SEASON DATA								
▶ 5000m	32	Robby PETERS	SR	14:40.66		4/6/12	0.12	0.00 0.12
▶ HJ	14	Jeff FERTIG	SR	2.09m	6-10¼	4/6/12	3	0.41 3.41
Team Total								3.53

"Scrd As", short for "Scored As", Standing used for place points portion of performance's score combining preseason data (when applied) to current season data

Numbers in BLACK are both the performance's actual NCAA rank AND "scored as" rank Numbers in RED indicate actual NCAA rank does not exist or is worse than "scored as" rank Numbers in BLUE indicate actual NCAA rank is better than "scored as" rank

USTFCCCA Non-Member

Non-Member Schools Will NOT be ranked, beginning Week 2



USTFCCCA NCAA Division II National Team Rankings

2013 Outdoor Track & Field, Preseason

as of 3/26/2013 9:08:45 AM

D denotes multiple-event rule in affect
Only those who score >0.01 pts are shown

MEN

86



Northwest Nazarene

Great Northwest Athletic Conference

Event	Scrd As	Athlete	Yr	Scored Mark	Date	Pl. Pts.	Bonus	TOTAL
Scored bests come from PRE-SEASON DATA								
5000m	26	Barak WATSON	SR	14:37.29	4/7/12	0.4	0.09	0.49
10k	16	Barak WATSON	SR	30:24.19	4/13/12	2	0.33	2.33
10k	33	Jesse BAGGENSTOS	SR	31:01.66	5/11/12	0.08	0.00	0.08
JAV	24	Joe CRUISE	SO	59.90m 196-6	4/14/12	0.5	0.00	0.50
Team Total								3.40

87

Minot State

Northern Sun Intercollegiate Conference

Event	Scrd As	Athlete	Yr	Scored Mark	Date	Pl. Pts.	Bonus	TOTAL
Scored bests come from PRE-SEASON DATA								
PV	14	Kirk CAPDEVILLE	SO	4.90m 16-3/4	#####	3	0.39	3.39
Team Total								3.39

88



West Liberty State

West Virginia Intercollegiate Athletic Conference

Event	Scrd As	Athlete	Yr	Scored Mark	Date	Pl. Pts.	Bonus	TOTAL
Scored bests come from PRE-SEASON DATA								
100m	14	Justin FRAZIER	JR	10.52w	4/27/12	3	0.38	3.38
Team Total								3.38

89



West Virginia Wesleyan

West Virginia Intercollegiate Athletic Conference

Event	Scrd As	Athlete	Yr	Scored Mark	Date	Pl. Pts.	Bonus	TOTAL
Scored bests come from PRE-SEASON DATA								
400mH	32	Stephon KNOX	SR	53.22	5/11/12	0.12	0.00	0.12
LJ	17	Jerry BUDD	SO	7.34m 24-1	4/27/12	1.5	0.27	1.77
DISC	24	Eric MYERS	SR	50.32m 165-1	3/24/12	0.5	0.04	0.54
DEC	25	Cuylor EDGELL	SR	6,364	3/15/12	0.45	0.00	0.45
Team Total								2.88

90



Francis Marion

Peach Belt Conference

Event	Scrd As	Athlete	Yr	Scored Mark	Date	Pl. Pts.	Bonus	TOTAL
Scored bests come from PRE-SEASON DATA								
HJ	15	Tyler WATERS	SR	2.08m 6-9	4/4/12	2.5	0.33	2.83
Team Total								2.83

90



North Greenville

Conference Carolinas

Event	Scrd As	Athlete	Yr	Scored Mark	Date	Pl. Pts.	Bonus	TOTAL
Scored bests come from PRE-SEASON DATA								
HJ	15	jared WATKINS	SO	2.08m 6-9	4/4/12	2.5	0.33	2.83
Team Total								2.83

92



Texas A&M-Commerce

Lone Star Conference

Event	Scrd As	Athlete	Yr	Scored Mark	Date	Pl. Pts.	Bonus	TOTAL
Scored bests come from PRE-SEASON DATA								
400m	27	Ernest RICKETT	SR	47.61	5/3/12	0.35	0.15	0.50
Steeple	31	Isaac CHELIMO	JR	9:22.10	3/24/12	0.16	0.00	0.16
4x400	15			3:12.12	4/19/12	0.7	0.23	0.93
HJ	19	Khalil HENRY	SR	2.06m 6-9	5/3/12	0.9	0.17	1.07
LJ	34	John David ROLLINS	SO	7.20mw 23-7 1/2	5/3/12	0.04	0.00	0.04
Team Total								2.70

93



Northwest Missouri

Mid-America Intercollegiate Athletics Association

Event	Scrd As	Athlete	Yr	Scored Mark	Date	Pl. Pts.	Bonus	TOTAL
Scored bests come from CURRENT season								
110mH	29	Tyler SHAW	SR	14.53	P 3/14/13	0.25	0.03	0.28
PV	31	Will HAER	JR	4.75m 15-7	P 3/22/13	0.16	0.00	0.16
Scored bests come from PRE-SEASON DATA								
110mH	26	Travis MANNING	SR	14.49	5/4/12	0.4	0.10	0.50
TJ	18	Porter GROVES	SR	14.92m 48-11 1/2	5/4/12	1	0.36	1.36
DISC	28	John PETROFF	JR	49.92m 163-9	4/7/12	0.3	0.00	0.30
Team Total								2.60

"Scrd As", short for "Scored As", Standing used for place points portion of performance's score combining preseason data (when applied) to current season data

Numbers in BLACK are both the performance's actual NCAA rank AND "scored as" rank Numbers in RED indicate actual NCAA rank does not exist or is worse than "scored as" rank Numbers in BLUE indicate actual NCAA rank is better than "scored as" rank

USTFCCCA Non-Member

Non-Member Schools Will NOT be ranked, beginning Week 2



USTFCCCA NCAA Division II National Team Rankings

2013 Outdoor Track & Field, Preseason

as of 3/26/2013 9:08:45 AM

D denotes multiple-event rule in affect
Only those who score >0.01 pts are shown

MEN

94



UPR Bayamon

Liga Atlética Interuniversitaria de Puerto Rico

Event	Scrd As	Athlete	Yr	Scored Mark	Date	Pl. Pts.	Bonus	TOTAL
Scored bests come from PRE-SEASON DATA								
800m	18	Jean OTERO-NIEVES	SR	1:51.18	5/12/12	1	0.46	1.46
1500m	32	Jean OTERO-NIEVES	SR	3:52.35	4/20/12	0.12	0.14	0.26
JAV	27	Christian VALDES-DEL VALLE	SO	58.95m	4/20/12	0.35	0.00	0.35
Team Total								2.07

95



UC-Colorado Springs

Rocky Mountain Athletic Conference

Event	Scrd As	Athlete	Yr	Scored Mark	Date	Pl. Pts.	Bonus	TOTAL
Scored bests come from PRE-SEASON DATA								
400m	33	Jonathan WRIGHT	JR	47.80	5/6/12	0.08	0.05	0.13
800m	20	Anthony DAVIS	SR	1:51.25	5/6/12	0.8	0.43	1.23
800m	28	Kyle MCCLOSKEY	SO	1:51.80	5/6/12	0.3	0.15	0.45
5000m	33	Mike ENGLISH	SR	14:40.75	5/6/12	0.08	0.00	0.08
Team Total								1.88

96



Adelphi

Northeast-10 Conference

▼58

Event	Scrd As	Athlete	Yr	Scored Mark	Date	Pl. Pts.	Bonus	TOTAL
Scored bests come from PRE-SEASON DATA								
10k	17	Andrew COELHO	SR	30:26.74	4/1/11	1.5	0.30	1.80
Team Total								1.80

97



Mount Olive

Conference Carolinas

Event	Scrd As	Athlete	Yr	Scored Mark	Date	Pl. Pts.	Bonus	TOTAL
Scored bests come from CURRENT season								
10k	18	Dylan LAFOND	FR	30:29.62	P 3/22/13	1	0.27	1.27
Scored bests come from PRE-SEASON DATA								
400mH	28	TJ WILSON	SO	53.09	5/6/12	0.3	0.00	0.30
LJ	30	Devonte' JENKINS	SO	7.23m	23-8"	0.2	0.00	0.20
Team Total								1.77

98



Saint Joseph's (Ind.)

Great Lakes Valley Conference

▼45

Event	Scrd As	Athlete	Yr	Scored Mark	Date	Pl. Pts.	Bonus	TOTAL
Scored bests come from PRE-SEASON DATA								
800m	25	Mike FAUSER	JR	1:51.64	5/12/12	0.45	0.22	0.67
110mH	22	Jeremiah WRIGHT	JR	14.45w	5/11/12	0.6	0.18	0.78
SP	30	Anthony BRADLEY	SO	16.16m	53-4"	0.2	0.00	0.20
Team Total								1.65

99



UPR Mayaguez

Liga Atlética Interuniversitaria de Puerto Rico

Event	Scrd As	Athlete	Yr	Scored Mark	Date	Pl. Pts.	Bonus	TOTAL
Scored bests come from PRE-SEASON DATA								
4x100	12			40.68	4/20/12	1	0.62	1.62
Team Total								1.62

100



U-Mary

Northern Sun Intercollegiate Conference

Event	Scrd As	Athlete	Yr	Scored Mark	Date	Pl. Pts.	Bonus	TOTAL
Scored bests come from PRE-SEASON DATA								
100m	38	Tracy LIDE	SR	10.63w	5/11/12		0.06	0.06
200m	18	Tracy LIDE	SR	21.34w	5/11/12	1	0.26	1.26
LJ	30	Thomas HARTWELL	SR	7.23mw	23-8"	0.2	0.00	0.20
Team Total								1.52

101



Alabama-Huntsville

Gulf South Conference

Event	Scrd As	Athlete	Yr	Scored Mark	Date	Pl. Pts.	Bonus	TOTAL
Scored bests come from PRE-SEASON DATA								
4x100	20			40.90	5/5/12	0.2	0.22	0.42
4x400	20			3:12.74	3/31/12	0.2	0.07	0.27
LJ	23	Alex BUCHANAN	SO	7.29mw	23-11"	0.55	0.14	0.69
TJ	33	Alex BUCHANAN	SO	14.60m	47-11"	0.08	0.00	0.08
Team Total								1.46

"Scrd As", short for "Scored As", Standing used for place points portion of performance's score combining preseason data (when applied) to current season data

Numbers in BLACK are both the performance's actual NCAA rank AND "scored as" rank Numbers in RED indicate actual NCAA rank does not exist or is worse than "scored as" rank Numbers in BLUE indicate actual NCAA rank is better than "scored as" rank

USTFCCCA Non-Member

Non-Member Schools Will NOT be ranked, beginning Week 2



2013 Outdoor Track & Field, Preseason

D denotes multiple-event rule in affect
Only those who score >0.01 pts are shown

MEN

102

Ohio Dominican

Great Lakes Intercollegiate Athletic Conference

Event	Scrd As	Athlete	Yr	Scored Mark	Date	Pl. Pts.	Bonus	TOTAL
Scored bests come from CURRENT season								
▶ SP	31	Nick GREEN	JR	16.11m	52-10%	P	3/15/13	0.16 0.00 0.16
Scored bests come from PRE-SEASON DATA								
▶ HJ	19	Tyler FIFER	SO	2.06m	6-9		5/2/12	0.9 0.17 1.07
Team Total								1.23

103



Western Washington

Great Northwest Athletic Conference

▼55

Event	Scrd As	Athlete	Yr	Scored Mark	Date	Pl. Pts.	Bonus	TOTAL
Scored bests come from PRE-SEASON DATA								
▶ 1500m	39	Braden TIMPE	JR	3:53.39			5/11/12	0.02 0.02
▶ 10k	32	Dak RIEK	JR	31:01.02		0.12	5/11/12	0.00 0.12
▶ HJ	31	Brett WATSON	SO	2.05m	6-8%		4/20/12	0.16 0.09 0.25
▶ PV	22	Cal ROSENBERG	SR	4.80m	15-9	0.6	3/30/12	0.00 0.60
▶ JAV	31	Slater HIRST	SO	58.23m	191-0	0.16	5/11/12	0.00 0.16
▶ JAV	34	Chris MITCHELL	SR	57.90m	189-11	0.04	5/11/12	0.00 0.04
Team Total								1.19

104



Livingstone

Central Intercollegiate Athletic Association

Event	Scrd As	Athlete	Yr	Scored Mark	Date	Pl. Pts.	Bonus	TOTAL
Scored bests come from PRE-SEASON DATA								
▶ 100m	44	Justin AVERY	JR	10.65			3/3/12	0.02 0.02
▶ 200m	40	Justin AVERY	JR	21.51w		0.05	3/3/12	0.00 0.05
▶ HJ	19	Keith GRANT	SO	2.06m	6-9	0.9	5/13/12	0.17 1.07
Team Total								1.14

105



Drury

Great Lakes Valley Conference

Event	Scrd As	Athlete	Yr	Scored Mark	Date	Pl. Pts.	Bonus	TOTAL
Scored bests come from PRE-SEASON DATA								
▶ HJ	19	Tory GROOVER	SR	2.06m	6-9	0.9	5/4/12	0.17 1.07
Team Total								1.07

105



Lees-McRae

Conference Carolinas

Event	Scrd As	Athlete	Yr	Scored Mark	Date	Pl. Pts.	Bonus	TOTAL
Scored bests come from PRE-SEASON DATA								
▶ HJ	19	Nazaire SAINTINE	SO	2.06m	6-9	0.9	4/13/12	0.17 1.07
Team Total								1.07

107



Cheyney

Pennsylvania State Athletic Conference

Event	Scrd As	Athlete	Yr	Scored Mark	Date	Pl. Pts.	Bonus	TOTAL
Scored bests come from PRE-SEASON DATA								
▶ 100m	38	Kemuel WRIGHT	SR	10.63w			5/3/12	0.06 0.06
▶ 200m	22	Kemuel WRIGHT	SR	21.36w		0.6	5/13/12	0.23 0.83
Team Total								0.90

108



Wingate

South Atlantic Conference

Event	Scrd As	Athlete	Yr	Scored Mark	Date	Pl. Pts.	Bonus	TOTAL
Scored bests come from CURRENT season								
▶ TJ	28	Astute EVANS	JR	14.67m	48-1%	P	3/14/13	0.3 0.02 0.32
Scored bests come from PRE-SEASON DATA								
▶ Steeple	25	Steve HAMMOND	JR	9:18.88		0.45	5/13/12	0.11 0.56
Team Total								0.89

109



West Chester

Pennsylvania State Athletic Conference

Event	Scrd As	Athlete	Yr	Scored Mark	Date	Pl. Pts.	Bonus	TOTAL
Scored bests come from PRE-SEASON DATA								
▶ LJ	21	LeQuan CHAPMAN	JR	7.30m	23-11%		5/13/12	0.7 0.16 0.86
Team Total								0.86

110



Pace

Northeast-10 Conference

Event	Scrd As	Athlete	Yr	Scored Mark	Date	Pl. Pts.	Bonus	TOTAL
Scored bests come from PRE-SEASON DATA								
▶ DISC	21	Patrick SCHREINER	JR	50.54m	165-9	0.7	3/30/12	0.10 0.80
Team Total								0.80

"Scrd As", short for "Scored As", Standing used for place points portion of performance's score combining preseason data (when applied) to current season data

Numbers in BLACK are both the performance's actual NCAA rank AND "scored as" rank Numbers in RED indicate actual NCAA rank does not exist or is worse than "scored as" rank Numbers in BLUE indicate actual NCAA rank is better than "scored as" rank

USTFCCCA Non-Member

Non-Member Schools Will NOT be ranked, beginning Week 2



USTFCCCA NCAA Division II National Team Rankings

2013 Outdoor Track & Field, Preseason

as of 3/26/2013 9:08:46 AM

D denotes multiple-event rule in affect
Only those who score >0.01 pts are shown

MEN

111



Limestone

Conference Carolinas

Event	Scrd As	Athlete	Yr	Scored Mark	Date	Pl. Pts.	Bonus	TOTAL
-------	---------	---------	----	-------------	------	----------	-------	-------

Scored bests come from CURRENT season

▶ JAV	21	Scott DICRESCENZO	SR	60.40m	198-2	P 3/22/13	0.7	0.07	0.77
-------	----	-------------------	----	--------	-------	-----------	-----	------	------

Scored bests come from PRE-SEASON DATA

▶ HJ	35	Jordan MANNING	SR	2.03m	6-8	4/14/12	0.02	0.00	0.02
------	----	----------------	----	-------	-----	---------	------	------	------

Team Total 0.79

112



Winston-Salem State

Central Intercollegiate Athletic Association

Event	Scrd As	Athlete	Yr	Scored Mark	Date	Pl. Pts.	Bonus	TOTAL
-------	---------	---------	----	-------------	------	----------	-------	-------

Scored bests come from PRE-SEASON DATA

▶ 100m	44	Michael NEAL	SO	10.65	3/30/12		0.02	0.02
--------	----	--------------	----	-------	---------	--	------	------

▶ 200m	23	Michael NEAL	SO	21.37	3/30/12		0.55	0.22	0.77
--------	----	--------------	----	-------	---------	--	------	------	------

Team Total 0.79

113



Clayton State

Peach Belt Conference

Event	Scrd As	Athlete	Yr	Scored Mark	Date	Pl. Pts.	Bonus	TOTAL
-------	---------	---------	----	-------------	------	----------	-------	-------

Scored bests come from CURRENT season

▶ 800m	24	Ayrton AZCUE	SR	1:51.53		P 3/22/13	0.5	0.28	0.78
--------	----	--------------	----	---------	--	-----------	-----	------	------

Team Total 0.78

114



Lenoir-Rhyne

South Atlantic Conference

Event	Scrd As	Athlete	Yr	Scored Mark	Date	Pl. Pts.	Bonus	TOTAL
-------	---------	---------	----	-------------	------	----------	-------	-------

Scored bests come from CURRENT season

▶ 110mH	31	Kevin BAXTER	FR	14.54		P 3/22/13	0.16	0.01	0.17
---------	----	--------------	----	-------	--	-----------	------	------	------

▶ TJ	26	Artis GILMORE	SR	14.72m	48-3½	P 3/22/13	0.4	0.09	0.49
------	----	---------------	----	--------	-------	-----------	-----	------	------

Team Total 0.66

115

Notre Dame (Ohio)

Independent (DII)

Event	Scrd As	Athlete	Yr	Scored Mark	Date	Pl. Pts.	Bonus	TOTAL
-------	---------	---------	----	-------------	------	----------	-------	-------

Scored bests come from CURRENT season

▶ 200m	29	John LUNDY	JR	21.43		P 3/22/13	0.25	0.15	0.40
--------	----	------------	----	-------	--	-----------	------	------	------

Team Total 0.40

116



Wayne State (Neb.)

Northern Sun Intercollegiate Conference

▼ 68

Event	Scrd As	Athlete	Yr	Scored Mark	Date	Pl. Pts.	Bonus	TOTAL
-------	---------	---------	----	-------------	------	----------	-------	-------

Scored bests come from PRE-SEASON DATA

▶ DISC	26	Brad WRIGHT	SR	50.12m	164-5	5/11/12	0.4	0.00	0.40
--------	----	-------------	----	--------	-------	---------	-----	------	------

Team Total 0.40

117



Nova Southeastern

Peach Belt Conference

Event	Scrd As	Athlete	Yr	Scored Mark	Date	Pl. Pts.	Bonus	TOTAL
-------	---------	---------	----	-------------	------	----------	-------	-------

Scored bests come from CURRENT season

▶ 400m	31	Talyn WASHINGTON	SO	47.76		P 3/23/13	0.16	0.07	0.23
--------	----	------------------	----	-------	--	-----------	------	------	------

▶ PV	31	Ryan JEROTHE	SO	4.75m	15-7	P 3/15/13	0.16	0.00	0.16
------	----	--------------	----	-------	------	-----------	------	------	------

Team Total 0.39

118



Truman State

Mid-America Intercollegiate Athletics Association

Event	Scrd As	Athlete	Yr	Scored Mark	Date	Pl. Pts.	Bonus	TOTAL
-------	---------	---------	----	-------------	------	----------	-------	-------

Scored bests come from PRE-SEASON DATA

▶ 400m	32	Ryan PETERSON	SR	47.77		5/4/12	0.12	0.06	0.18
--------	----	---------------	----	-------	--	--------	------	------	------

Team Total 0.18

119



Fort Valley State

Southern Intercollegiate Athletic Conference

Event	Scrd As	Athlete	Yr	Scored Mark	Date	Pl. Pts.	Bonus	TOTAL
-------	---------	---------	----	-------------	------	----------	-------	-------

Scored bests come from PRE-SEASON DATA

▶ 400m	33	Timothy SNOW	SO	47.80		3/16/12	0.08	0.05	0.13
--------	----	--------------	----	-------	--	---------	------	------	------

Team Total 0.13

"Scrd As", short for "Scored As", Standing used for place points portion of performance's score combining preseason data (when applied) to current season data

Numbers in BLACK are both the performance's actual NCAA rank AND "scored as" rank Numbers in RED indicate actual NCAA rank does not exist or is worse than "scored as" rank Numbers in BLUE indicate actual NCAA rank is better than "scored as" rank

USTFCCCA Non-Member

Non-Member Schools Will NOT be ranked, beginning Week 2



USTFCCCA NCAA Division II National Team Rankings

2013 Outdoor Track & Field, Preseason

as of 3/26/2013 9:08:47 AM

D

denotes multiple-event rule in affect

Only those who score >0.01 pts are shown

MEN

120



Concordia-St. Paul

Northern Sun Intercollegiate Conference

Event	Scrd As	Athlete	Yr	Scored Mark	Date	Pl. Pts.	Bonus	TOTAL
-------	---------	---------	----	-------------	------	----------	-------	-------

Scored bests come from PRE-SEASON DATA

▶ DEC	33	Colin GOLIGOSKI	JR	6,151	4/29/12	0.08	0.00	0.08
-------	----	-----------------	----	-------	---------	------	------	------

Team Total 0.08

121



Mars Hill

South Atlantic Conference

Event	Scrd As	Athlete	Yr	Scored Mark	Date	Pl. Pts.	Bonus	TOTAL
-------	---------	---------	----	-------------	------	----------	-------	-------

Scored bests come from PRE-SEASON DATA

▶ 5000m	34	Justin GRAGG	JR	14:40.90	4/11/12	0.04	0.00	0.04
---------	----	--------------	----	----------	---------	------	------	------

Team Total 0.04

122



Missouri S&T

Great Lakes Valley Conference

▼94

Event	Scrd As	Athlete	Yr	Scored Mark	Date	Pl. Pts.	Bonus	TOTAL
-------	---------	---------	----	-------------	------	----------	-------	-------

Scored bests come from PRE-SEASON DATA

▶ 200m	43	Adriel HAWKINS	JR	21.53	4/21/12	0.03	0.00	0.03
--------	----	----------------	----	-------	---------	------	------	------

Team Total 0.03

123



St. Thomas Aquinas

East Coast Conference

Event	Scrd As	Athlete	Yr	Scored Mark	Date	Pl. Pts.	Bonus	TOTAL
-------	---------	---------	----	-------------	------	----------	-------	-------

Scored bests come from PRE-SEASON DATA

▶ Steeple	35	Mike GALONSKI	JR	9:24.35	5/4/12	0.02	0.00	0.02
-----------	----	---------------	----	---------	--------	------	------	------

Team Total 0.02

"Scrd As", short for "Scored As", Standing used for place points portion of performance's score combining preseason data (when applied) to current season data

Numbers in BLACK are both the performance's actual NCAA rank AND "scored as" rank Numbers in RED indicate actual NCAA rank does not exist or is worse than "scored as" rank Numbers in BLUE indicate actual NCAA rank is better than "scored as" rank

USTFCCCA Non-Member

Non-Member Schools Will NOT be ranked, beginning Week 2



USTFCCCA NCAA Division II National Team Rankings



2013 Outdoor Track & Field, Preseason

as of 3/26/2013 9:08:47 AM

D denotes multiple-event rule in affect
Only those who score >0.01 pts are shown

WOMEN

Lincoln (Mo.)										▲ 1
Mid-America Intercollegiate Athletics Association										
Event	Scrd As	Athlete	Yr	Scored Mark		Date	Pl. Pts.	Bonus	TOTAL	
Scored bests come from CURRENT season										
▶ 400m	19	Donna-Lee HYLTON	SO	55.35	P	3/22/13	0.9	0.24	1.14	
Scored bests come from PRE-SEASON DATA										
▶ 100m	2	Latoya KING	SR	11.50		5/26/12	18	2.64	20.64	
▶ 100m	17	Nickeisha BEAUMONT	JR	11.85w		5/4/12	1.5	0.34	1.84	
▶ 100m	27	Toni-Ann MOORE	SO	11.94w		5/4/12	0.35	0.09	0.44	
▶ 100m	30	Anna-Kay JAMES	SO	11.96w		5/4/12	0.2	0.05	0.25	
▶ 200m	1	Latoya KING	SR	23.15		5/26/12	20	3.31	23.31	
▶ 200m	8	Tamara KEANE	SR	24.01		5/4/12	8	0.78	8.78	
▶ 400m	3	Yanique HAYE	SR	53.58		5/4/12	16	1.73	17.73	
▶ 400m	6	Tamara KEANE	SR	54.04		5/4/12	10	1.13	11.13	
▶ 400m	6	Michelle CUMBERBATCH	SR	54.04		5/4/12	10	1.13	11.13	
▶ 800m	4	Twishana WILLIAMS	SR	2:09.77		5/26/12	14	1.52	15.52	
▶ 1500m	8	Twishana WILLIAMS	SR	4:28.40		4/18/12	8	0.85	8.85	
▶ 5000m	14	Twishana WILLIAMS	SR	16:58.87		4/18/12	D 3	0.50	2.50	
▶ 10k	35	Twishana WILLIAMS	SR	37:24.58		5/4/12	0.02	0.00	0.02	
▶ 100mH	8	Anna-Kay JAMES	SO	13.66		5/4/12	8	0.93	8.93	
▶ 100mH	11	Shakeisha MILLER	SR	13.78w		5/4/12	5	0.60	5.60	
▶ 400mH	1	Michelle CUMBERBATCH	SR	57.25		5/26/12	20	3.68	23.68	
▶ 400mH	2	Yanique HAYE	SR	57.32		5/26/12	18	3.61	21.61	
▶ 400mH	35	Tamara KEANE	SR	1:02.85		3/29/12	0.02	0.00	0.02	
▶ 4x100	2			45.08		4/25/12	18	2.59	20.59	
▶ 4x400	1			3:37.11		5/26/12	20	3.84	23.84	
▶ HJ	8	Sheri Kaye CAMPBELL	SR	1.73m	5-8	5/4/12	8	0.63	8.63	
▶ LJ	1	Nickeisha BEAUMONT	JR	6.38m	20-11%	5/4/12	20	4.11	24.11	
▶ LJ	15	Shakeisha MILLER	SR	5.88mw	19-3%	5/4/12	D 2.5	0.31	2.31	
▶ TJ	26	Sheri Kaye CAMPBELL	SR	11.95m	39-2%	5/4/12	0.4	0.05	0.45	
▶ HEPT	4	Shakeisha MILLER	SR	5,118		5/4/12	14	1.81	15.81	
▶ HEPT	23	Sheri Kaye CAMPBELL	SR	4,452		5/4/12	0.55	0.00	0.55	
Team Total								279.44		

2			Adams State					1	
Rocky Mountain Athletic Conference									
Event	Scrd As	Athlete	Yr	Scored Mark	Date	Pl. Pts.	Bonus	TOTAL	
Scored bests come from CURRENT season									
▶ 10k	7	Lauren MARTIN	SO	35:34.83	P 3/15/13	9	0.94	9.94	
Scored bests come from PRE-SEASON DATA									
▶ 100m	13	Zenobia SIMS	JR	11.82w	4/12/12	3.5	0.48	3.98	
▶ 200m	2	Kayon ROBINSON	JR	23.62	5/26/12	18	1.82	19.82	
▶ 400m	1	Kayon ROBINSON	JR	52.53	5/26/12	20	3.15	23.15	
▶ 1500m	2	Kristen MCGLYNN	SR	4:23.80	5/6/12	<div>D</div> 18	2.01	4.01	
▶ 1500m	13	Alicia NELSON	JR	4:30.29	5/6/12	<div>D</div> 3.5	0.52	2.52	
▶ Steeple	1	Alicia NELSON	JR	10:10.89	4/19/12	20	3.04	23.04	
▶ 5000m	1	Kristen MCGLYNN	SR	16:10.43	4/19/12	20	3.49	23.49	
▶ 5000m	4	Alicia NELSON	JR	16:37.60	4/19/12	14	1.56	15.56	
▶ 5000m	13	Lauren MARTIN	SO	16:58.70	3/16/12	3.5	0.51	4.01	
▶ 5000m	17	Sarah LANGE	SO	17:07.01	4/29/12	1.5	0.32	1.82	
▶ 10k	1	Kristen MCGLYNN	SR	33:52.39	4/29/12	20	3.22	23.22	
▶ 10k	2	Sarah LANGE	SO	34:36.34	4/19/12	18	2.11	20.11	
▶ 4x100	1			44.96	5/26/12	20	2.90	22.90	
▶ SP	9	Katie KRUGER	JR	14.65m	48-¾	4/27/12	7	0.89	7.89
▶ SP	18	Julia COSTIN	SO	14.05m	46-1¼	4/27/12	1	0.29	1.29
Team Total								206.74	

"Scrd As", short for "Scored As", Standing used for place points portion of performance's score combining preseason data (when applied) to current season data

Numbers in BLACK are both the performance's actual NCAA rank AND "scored as" rank Numbers in RED indicate actual NCAA rank does not exist or is worse than "scored as" rank Numbers in BLUE indicate actual NCAA rank is better than "scored as" rank

USTFCCCA Non-Member

Non-Member Schools Will NOT be ranked, beginning Week 2



USTFCCCA NCAA Division II National Team Rankings

2013 Outdoor Track & Field, Preseason

as of 3/26/2013 9:08:47 AM

D denotes multiple-event rule in affect
Only those who score >0.01 pts are shown

WOMEN

3



Grand Canyon

Pacific West Conference

▲ 2

Event	Scrd As	Athlete	Yr	Scored Mark	Date	Pl.	Pts.	Bonus	TOTAL
Scored bests come from CURRENT season									
▶ 200m	12	Samantha BOGATZ	JR	24.07	P 3/15/13	4	0.66		4.66
▶ 400m	5	Moya MCKENZIE	SO	53.95	A 3/15/13	12	1.25		13.25
▶ 400mH	32	Amanda SIMS	FR	1:02.65	P 3/22/13	0.12	0.00		0.12
▶ 400mH	33	Lilian MARTINEZ	SO	1:02.71	P 3/22/13	0.08	0.00		0.08
▶ 4x100	5	Kee, Bogatz, Fanty, Hodges		45.29	A 3/15/13	12	2.05		14.05
▶ 4x400	4	Fanty, Dowty, Hodges, Mckenzie		3:42.12	A 3/15/13	14	1.54		15.54
▶ PV	7	Amy HOP	JR	3.95m	12-11½ A 3/15/13	9	1.17		10.17
▶ LJ	5	Brianne KEE	JR	6.05m	19-10¼ P 3/15/13	12	1.32		13.32
▶ LJ	11	Amber YINGLING	SR	5.91m	19-4¼ P 3/15/13	5	0.44		5.44
▶ DISC	15	Vanessa LEVY	SO	47.69m	156-5 P 3/22/13	2.5	0.49		2.99
Scored bests come from PRE-SEASON DATA									
▶ 100m	3	Shavine HODGES	JR	11.64	4/6/12	16	1.62		17.62
▶ 100m	9	Samantha BOGATZ		11.77w	4/24/10	7	0.72		7.72
▶ 200m	4	Shavine HODGES	JR	23.70	5/26/12	14	1.57		15.57
▶ 400m	8	Petra FANTY	JR	54.18	5/26/12	8	0.98		8.98
▶ 400m	15	Shavine HODGES	JR	55.11	3/29/12 D	2.5	0.35		2.35
▶ PV	2	Lauren GRAHAM		4.05m	13-3½ 5/8/11	18	1.98		19.98
▶ TJ	4	Amber YINGLING	SR	12.70m	41-8 5/26/12	14	1.66		15.66
▶ TJ	8	Jessica YATES	SR	12.37m	40-7 5/26/12	8	0.73		8.73
Team Total									176.23

4



Grand Valley State

Great Lakes Intercollegiate Athletic Conference

▼ 3

Event	Scrd As	Athlete	Yr	Scored Mark	Date	Pl.	Pts.	Bonus	TOTAL
Scored bests come from PRE-SEASON DATA									
▶ 100m	22	Brittney BANISTER	SO	11.88	5/2/12	0.6	0.23		0.83
▶ 100m	34	Brittney JACKSON	JR	11.99w	5/2/12	0.04	0.00		0.04
▶ 200m	13	Brittney BANISTER	SO	24.13	5/2/12	3.5	0.54		4.04
▶ 400m	20	Leiah HESS	SR	55.38	5/2/12	0.8	0.23		1.03
▶ 1500m	15	Hannah OSBORN	JR	4:30.42	4/20/12	2.5	0.49		2.99
▶ 1500m	19	Madie RODTS	JR	4:32.51	4/20/12	0.9	0.25		1.15
▶ 1500m	23	Jessica JANECKE	SO	4:33.07	4/20/12	0.55	0.20		0.75
▶ Steeple	7	Hannah OSBORN	JR	10:32.09	4/19/12	9	1.22		10.22
▶ Steeple	14	Jordan CHESTER	SO	10:51.09	4/26/12	3	0.42		3.42
▶ 10k	9	Ann Marie ARSENEAU	SO	35:46.60	4/19/12	7	0.75		7.75
▶ 10k	17	Kelcie SEVERSON	JR	36:34.12	4/19/12	1.5	0.22		1.72
▶ 10k	18	Molly SLAVENS	JR	36:40.81	4/19/12	1	0.17		1.17
▶ 10k	30	Courtney BREWIS	SR	37:05.19	5/2/12	0.2	0.00		0.20
▶ 100mH	12	Kalena FRANKLIN	JR	13.80	5/11/12	4	0.55		4.55
▶ 400mH	19	Lisa GALASSO	JR	1:01.73	5/12/12	0.9	0.21		1.11
▶ 400mH	23	Andrea KOBER	JR	1:02.02	5/2/12	0.55	0.13		0.68
▶ 4x100	15			46.35	5/2/12	0.7	0.21		0.91
▶ 4x400	8			3:43.18	5/26/12	6	1.07		7.07
▶ HJ	34	Alisha WEAVER	JR	1.68m	5-6 4/14/12	0.04	0.00		0.04
▶ PV	1	Kristen HIXSON	JR	4.16m	13-7¼ 5/11/12	20	3.07		23.07
▶ PV	25	Jacqueline WILLIAMS	SO	3.65m	11-11¼ 4/20/12	0.45	0.00		0.45
▶ PV	25	Caley FAULKNER	JR	3.65m	11-11¼ 4/20/12	0.45	0.00		0.45
▶ PV	28	Amy REYNOLDS	SR	3.60m	11-9¼ 4/26/12	0.3	0.00		0.30
▶ SP	1	Sam LOCKHART	SR	15.88m	52-1¼ 5/26/12	20	4.06		24.06
▶ DISC	1	Sam LOCKHART	SR	54.62m	179-2 5/26/12	20	3.98		23.98
▶ DISC	13	Jamie SMITH	SR	47.78m	156-9 5/2/12	3.5	0.51		4.01
▶ HT	5	Alyssa ZOKOE	JR	54.78m	179-8 4/20/12	12	1.26		13.26
▶ HT	19	Jamie SMITH	SR	51.07m	167-6 3/31/12	0.9	0.14		1.04
▶ HEPT	17	Victoria SCHILLER	SO	4,560	5/11/12	1.5	0.19		1.69
Team Total									142.00

"Scrd As", short for "Scored As", Standing used for place points portion of performance's score combining preseason data (when applied) to current season data

Numbers in BLACK are both the performance's actual NCAA rank AND "scored as" rank Numbers in RED indicate actual NCAA rank does not exist or is worse than "scored as" rank Numbers in BLUE indicate actual NCAA rank is better than "scored as" rank

USTFCCCA Non-Member

Non-Member Schools Will NOT be ranked, beginning Week 2



USTFCCCA NCAA Division II National Team Rankings

2013 Outdoor Track & Field, Preseason

as of 3/26/2013 9:08:48 AM

D

denotes multiple-event rule in affect

Only those who score >0.01 pts are shown

WOMEN

5



Johnson C. Smith

Central Intercollegiate Athletic Association

8

Event	Scrd As	Athlete	Yr	Scored Mark	Date	Pl. Pts.	Bonus	TOTAL
-------	---------	---------	----	-------------	------	----------	-------	-------

Scored bests come from CURRENT season

▶ 100m	1	Danielle WILLIAMS	JR	11.34	A 3/14/13	20	3.85	23.85
▶ 100m	7	Samantha ELLIOTT	SO	11.75w	P 3/14/13 D	9	0.83	2.83
▶ 400m	21	Tovea JENKINS	FR	55.41	P 3/14/13	0.7	0.22	0.92
▶ 100mH	2	Danielle WILLIAMS	JR	13.24	A 3/14/13	18	2.41	20.41
▶ 4x100	4	Elliott, Williams, Richards, Briscoe		45.26	A 3/14/13	14	2.12	16.12

Scored bests come from PRE-SEASON DATA

▶ 100mH	3	Samantha ELLIOTT	SO	13.32	5/26/12	16	2.07	18.07
▶ 400mH	3	Samantha ELLIOTT	SO	59.10	5/26/12	16	1.84	17.84
▶ 400mH	4	Monique LOVELOCK	SO	59.36	5/11/12	14	1.59	15.59
▶ 400mH	16	A'Tyan KENNEDY	JR	1:01.41	4/20/12	2	0.31	2.31
▶ 4x400	12			3:44.92	4/13/12	1	0.41	1.41
▶ HJ	21	Xahnn-Georgia REID	SR	1.70m	5-7 3/30/12	0.7	0.08	0.78
▶ LJ	10	Xahnn-Georgia REID	SR	5.93m	19-5½ 4/20/12	6	0.57	6.57

Team Total 126.69

6



U-Mary

Northern Sun Intercollegiate Conference

4

Event	Scrd As	Athlete	Yr	Scored Mark	Date	Pl. Pts.	Bonus	TOTAL
-------	---------	---------	----	-------------	------	----------	-------	-------

Scored bests come from PRE-SEASON DATA

▶ 200m	8	Kathryn STEWART	SO	24.01	5/26/12	8	0.78	8.78
▶ 400m	30	Kathryn STEWART	SO	55.92	5/11/12	0.2	0.01	0.21
▶ 800m	2	Melissa AGNEW	SR	2:08.99	5/11/12	18	1.98	19.98
▶ 800m	27	Brienna LYNCH	SO	2:13.91	5/11/12	0.35	0.14	0.49
▶ 1500m	1	Melissa AGNEW	SR	4:22.40	5/11/12	20	2.40	22.40
▶ 1500m	3	Dakota WOLF	SR	4:24.84	5/11/12	16	1.73	17.73
▶ Steeple	5	Jennifer AGNEW	SR	10:25.71	5/5/12	12	1.63	13.63
▶ Steeple	30	Alicia NEHL	SR	11:10.35	5/11/12	0.2	0.00	0.20
▶ 5000m	5	Jennifer AGNEW	SR	16:38.55	4/19/12	12	1.50	13.50
▶ 5000m	10	Dakota WOLF	SR	16:50.40	4/19/12	6	0.78	6.78
▶ 100mH	14	Janet JOHNSON	JR	13.95w	5/11/12	3	0.34	3.34
▶ 100mH	33	Melissa WALKER	JR	14.24w	5/11/12	0.08	0.00	0.08
▶ 400mH	22	Megan JENKINS	SR	1:01.86	5/11/12	0.6	0.17	0.77
▶ 4x100	10			45.84	4/19/12	4	0.82	4.82
▶ 4x400	10			3:43.39	4/19/12	4	0.97	4.97
▶ LJ	34	Melissa WALKER	JR	5.69mw	18-8 5/11/12	0.04	0.00	0.04
▶ TJ	13	Melissa WALKER	JR	12.26m	40-2¼ 5/26/12	3.5	0.46	3.96

Team Total 121.68

"Scrd As", short for "Scored As", Standing used for place points portion of performance's score combining preseason data (when applied) to current season data

Numbers in BLACK are both the performance's actual NCAA rank AND "scored as" rank Numbers in RED indicate actual NCAA rank does not exist or is worse than "scored as" rank Numbers in BLUE indicate actual NCAA rank is better than "scored as" rank

USTFCCCA Non-Member

Non-Member Schools Will NOT be ranked, beginning Week 2



USTFCCCA NCAA Division II National Team Rankings

2013 Outdoor Track & Field, Preseason

as of 3/26/2013 9:08:48 AM

D denotes multiple-event rule in affect
Only those who score >0.01 pts are shown

WOMEN

7



Alaska Anchorage

Great Northwest Athletic Conference

▲ 4

Event	Scrd As	Athlete	Yr	Scored Mark	Date	Pl. Pts.	Bonus	TOTAL
Scored bests come from CURRENT season								
800m	12	Ivy O'GUINN	JR	2:12.15	P 3/16/13	4	0.47	4.47
800m	20	Jessica PAHKALA	FR	2:13.30	P 3/8/13	0.8	0.25	1.05
800m	22	Susan BICK	JR	2:13.41	P 3/8/13	0.6	0.23	0.83
1500m	29	Susan BICK	JR	4:34.40	P 3/15/13	0.25	0.09	0.34
Steeple	27	Katie KREHLIK	SR	11:08.41	P 3/15/13	0.35	0.00	0.35
HEPT	13	Karolin ANDERS	FR	4,756	P 3/14/13	3.5	0.58	4.08
HEPT	15	Haleigh LLOYD	JR	4,637	P 3/14/13	2.5	0.34	2.84
Scored bests come from PRE-SEASON DATA								
100m	24	Grace MORGAN	SO	11.91w	5/11/12	0.5	0.16	0.66
1500m	4	Ivy O'GUINN	JR	4:25.19	5/5/12	14	1.63	15.63
1500m	21	Susan TANUI	SR	4:32.68	4/20/12	0.7	0.24	0.94
Steeple	2	Susan TANUI	SR	10:15.47	4/6/12	18	2.59	20.59
Steeple	26	Bryn HAEBE	SO	11:08.23	4/6/12	0.4	0.00	0.40
5000m	2	Ruth KEINO	SR	16:34.28	4/6/12	18	1.79	19.79
5000m	3	Susan TANUI	SR	16:36.13	5/5/12	16	1.66	17.66
5000m	16	Ivy O'GUINN	JR	17:05.56	3/9/12	D 2	0.35	2.35
10k	4	Ruth KEINO	SR	34:48.64	4/19/12	14	1.80	15.80
10k	34	Christi SCHMITZ	JR	37:16.69	4/6/12	0.04	0.00	0.04
400mH	5	Haleigh LLOYD	JR	59.62	4/20/12	12	1.34	13.34
Team Total								121.17

8



Angelo State

Lone Star Conference

▲ 15

Event	Scrd As	Athlete	Yr	Scored Mark	Date	Pl. Pts.	Bonus	TOTAL
Scored bests come from CURRENT season								
800m	1	Jaylen RODGERS	SO	2:07.56	A 3/22/13	20	2.84	22.84
100mH	33	Jordan GRAY	SO	14.24	P 3/13/13	0.08	0.00	0.08
HJ	21	Kati HOLLY	JR	1.70m 5-7	P 3/22/13	0.7	0.08	0.78
LJ	2	Kearah DANVILLE	JR	6.22m 20-5	A 3/16/13	18	2.62	20.62
LJ	29	Jordan GRAY	SO	5.71mw 18-9	P 3/13/13	0.25	0.00	0.25
TJ	1	Kearah DANVILLE	JR	13.23m 43-5	A 3/1/13	20	3.61	23.61
SP	22	Kimberly WILLIAMS	SR	13.87m 45-6¼	P 3/16/13	0.6	0.12	0.72
HEPT	5	Jordan GRAY	SO	5,083	P 3/13/13	12	1.67	13.67
HEPT	28	Jasmine AMBOWODE	FR	4,361	3/13/13	0.3	0.00	0.30
Scored bests come from PRE-SEASON DATA								
5000m	34	Emeline CRUTCHER	SR	17:26.27	4/21/12	0.04	0.00	0.04
100mH	35	Theresa SUE	SR	14.26	5/3/12	0.02	0.00	0.02
400mH	15	Theresa SUE	SR	1:01.34	5/3/12	2.5	0.33	2.83
400mH	31	Lexi BROOKS	SO	1:02.62	5/3/12	0.16	0.00	0.16
4x400	16			3:45.38	5/9/12	0.6	0.27	0.87
PV	13	Summer SUTHERLAND		3.80m 12-5½	3/24/12	3.5	0.51	4.01
LJ	3	Theresa SUE	SR	6.21mw 20-4¼	5/3/12	16	2.52	18.52
TJ	33	Jaylen RODGERS	SO	11.74mw 38-6¼	3/6/12	0.08	0.00	0.08
DISC	29	Ashlie FRANCIS	SO	44.30m 145-4	4/14/12	0.25	0.00	0.25
JAV	12	Kimberly WILLIAMS	SR	42.94m 140-10	4/5/12	4	0.31	4.31
HEPT	16	Monica MCCAFFERTY	SO	4,576	5/3/12	2	0.22	2.22
Team Total								116.18

"Scrd As", short for "Scored As", Standing used for place points portion of performance's score combining preseason data (when applied) to current season data

Numbers in BLACK are both the performance's actual NCAA rank AND "scored as" rank Numbers in RED indicate actual NCAA rank does not exist or is worse than "scored as" rank Numbers in BLUE indicate actual NCAA rank is better than "scored as" rank

USTFCCCA Non-Member

Non-Member Schools Will NOT be ranked, beginning Week 2



USTFCCCA NCAA Division II National Team Rankings

2013 Outdoor Track & Field, Preseason

as of 3/26/2013 9:08:48 AM

D denotes multiple-event rule in affect
Only those who score >0.01 pts are shown

WOMEN

9



Abilene Christian

Lone Star Conference

▼ 1

Event	Scrd As	Athlete	Yr	Scored Mark	Date	Pl. Pts.	Bonus	TOTAL
Scored bests come from CURRENT season								
▶ HT	18	Shalania LAKEY	JR	51.25m	168-1	P	3/22/13	1 0.17 1.17
▶ HT	22	Lauren HARTWICK	JR	50.72m	166-5	P	3/22/13	0.6 0.06 0.66
Scored bests come from PRE-SEASON DATA								
▶ 100m	7	Shennae STEELE	SR	11.75			5/3/12	9 0.83 9.83
▶ 200m	11	Shennae STEELE	SR	24.04			5/26/12	5 0.72 5.72
▶ 800m	9	Ayesha RUMBLE	SR	2:10.95			5/26/12	7 0.87 7.87
▶ 800m	26	Emily HILL	SO	2:13.90			4/21/12	0.4 0.14 0.54
▶ 1500m	11	Chloe SUSSET	SR	4:30.10			4/21/12	5 0.55 5.55
▶ Steeple	4	Chloe SUSSET	SR	10:24.65			4/29/12	14 1.71 15.71
▶ 100mH	10	Lexus WILLIAMS	SO	13.74			5/26/12	6 0.71 6.71
▶ 4x100	9			45.70			5/26/12	5 1.06 6.06
▶ 4x400	9			3:43.27			5/26/12	5 1.03 6.03
▶ LJ	34	Amanda OUEDRAOGO	SR	5.69m	18-8		5/3/12	0.04 0.00 0.04
▶ TJ	2	Amanda OUEDRAOGO	SR	13.19mw	43-3½		3/28/12	18 3.46 21.46
▶ DISC	16	Tara RILEY	JR	46.94m	154-0		4/6/12	2 0.33 2.33
▶ JAV	23	Ameilia MITCHELL	JR	41.59m	136-5		5/3/12	0.55 0.00 0.55
▶ HEPT	10	Cassie BROOKS	JR	4,801			5/3/12	6 0.67 6.67
Team Total								96.90

10



Academy of Art

Pacific West Conference

Event	Scrd As	Athlete	Yr	Scored Mark	Date	Pl. Pts.	Bonus	TOTAL
Scored bests come from CURRENT season								
▶ 200m	5	Vashti THOMAS	SR	23.77			A 3/16/13	12 1.36 13.36
▶ 200m	24	Dinesha BEAN	JR	24.37			P 3/16/13	0.5 0.18 0.68
▶ 400m	35	Keanna MOODY	FR	56.00			P 3/22/13	0.02 0.00 0.02
▶ 1500m	27	Jenny BERGREN	SR	4:33.99			P 3/16/13	0.35 0.12 0.47
▶ 100mH	1	Vashti THOMAS	SR	12.94w			A 3/22/13	20 3.74 23.74
▶ 100mH	4	Briana STEWART	SR	13.42w			A 3/22/13	14 1.64 15.64
▶ 100mH	5	Julian PURVIS	SR	13.59w			P 3/22/13	12 1.12 13.12
▶ 100mH	9	Dinesha BEAN	JR	13.69			P 3/16/13	7 0.84 7.84
▶ 100mH	17	Jesseka RAYMOND	SR	14.04w			P 3/22/13	1.5 0.22 1.72
▶ 400mH	9	Briana STEWART	SR	1:00.52			P 3/16/13	7 0.75 7.75
▶ 400mH	20	Dominique BERRY	SR	1:01.82			P 3/22/13	0.8 0.19 0.99
▶ 4x100	7	Stewart, Bean, Thomas, Raymond		45.56			A 3/22/13	8 1.35 9.35
▶ 4x400	14	Moody, Stewart, King, Bean		3:45.24			P 3/22/13	0.8 0.31 1.11
Team Total								95.81

11



Central Missouri

Mid-America Intercollegiate Athletics Association

▼ 7

Event	Scrd As	Athlete	Yr	Scored Mark	Date	Pl. Pts.	Bonus	TOTAL
Scored bests come from PRE-SEASON DATA								
▶ 100mH	19	Zoe SHARPLIN	JR	14.07			3/22/12	0.9 0.19 1.09
▶ 100mH	26	Erin ALEWINE	JR	14.12w			5/4/12	0.4 0.12 0.52
▶ HJ	4	Erin ALEWINE	JR	1.78m	5-10		5/26/12	14 1.79 15.79
▶ LJ	7	Erin ALEWINE	JR	5.99m	19-8		5/26/12	D 9 0.95 2.95
▶ TJ	28	Erin ALEWINE	JR	11.90m	39-½		5/4/12	0.3 0.00 0.30
▶ DISC	4	Brooke SWEARINGIN	SO	51.24m	168-1		5/4/12	14 1.90 15.90
▶ HT	27	Brooke SWEARINGIN	SO	49.82m	163-5		4/20/12	0.35 0.00 0.35
▶ JAV	3	Mary RILEY	JR	48.28m	158-4		5/26/12	16 2.90 18.90
▶ HEPT	1	Erin ALEWINE	JR	5,371			5/26/12	20 3.20 23.20
▶ HEPT	6	Zoe SHARPLIN	JR	5,026			5/26/12	10 1.45 11.45
▶ HEPT	19	Madison SMITH	SO	4,536			5/4/12	0.9 0.14 1.04
Team Total								91.48

"Scrd As", short for "Scored As", Standing used for place points portion of performance's score combining preseason data (when applied) to current season data

Numbers in BLACK are both the performance's actual NCAA rank AND "scored as" rank Numbers in RED indicate actual NCAA rank does not exist or is worse than "scored as" rank Numbers in BLUE indicate actual NCAA rank is better than "scored as" rank

USTFCCCA Non-Member

Non-Member Schools Will NOT be ranked, beginning Week 2



USTFCCCA NCAA Division II National Team Rankings

2013 Outdoor Track & Field, Preseason

as of 3/26/2013 9:08:48 AM

D denotes multiple-event rule in affect
Only those who score >0.01 pts are shown

WOMEN

12



Ashland

Great Lakes Intercollegiate Athletic Conference

4

Event	Scrd As	Athlete	Yr	Scored Mark		Date	Pl. Pts.	Bonus	TOTAL
Scored bests come from CURRENT season									
▶ HT	7	Jessica BRIDENTHAL	SO	54.39m	178-5	P 3/22/13	9	1.06	10.06
▶ HT	12	Cynthia WATT	FR	52.89m	173-6	P 3/22/13	4	0.53	4.53
Scored bests come from PRE-SEASON DATA									
▶ 1500m	35	Stephanie STOFFEL	SR	4:36.50		5/2/12	0.02	0.00	0.02
▶ 100mH	30	Macy CALDWELL	JR	14.19w		5/11/12	0.2	0.03	0.23
▶ HJ	5	Jennifer FOSTER	SO	1.76m	5-9½	5/26/12	12	1.32	13.32
▶ HJ	27	Kendra BASSITT	SR	1.69m	5-6½	5/2/12	0.35	0.00	0.35
▶ PV	12	Katie NAGEOTTE	SR	3.81m	12-6	5/12/12	4	0.55	4.55
▶ PV	16	Jennifer FOSTER	SO	3.71m	12-2	5/12/12	2	0.20	2.20
▶ SP	3	Jessica BRIDENTHAL	SO	14.91m	48-11	5/2/12	16	1.49	17.49
▶ DISC	6	Ali TOLICH	SO	49.07m	161-0	5/2/12	10	0.94	10.94
▶ HT	13	Ali TOLICH	SO	52.83m	173-4	4/6/12	3.5	0.52	4.02
▶ HT	24	Kim HABEGGER	SO	50.42m	165-5	4/6/12	0.5	0.00	0.50
▶ HEPT	9	Macy CALDWELL	JR	4,832		5/2/12	7	0.74	7.74
▶ HEPT	11	Kendra BASSITT	SR	4,773		5/11/12	5	0.62	5.62
Team Total									81.57

13



Saint Augustine's

Central Intercollegiate Athletic Association

4

Event	Scrd As	Athlete	Yr	Scored Mark	Date	Pl. Pts.	Bonus	TOTAL
Scored bests come from CURRENT season								
400m	27	Cherrisse LYNCH	SO	55.74	3/14/13	0.35	0.08	0.43
400m	28	Akeisha DUMONT	JR	55.88	3/14/13	0.3	0.02	0.32
100mH	16	Shamia LASSITER	FR	14.02w	3/14/13	2	0.25	2.25
Scored bests come from PRE-SEASON DATA								
100m	20	Loraine CRUICKSHANK	SO	11.86	5/13/12	0.8	0.30	1.10
200m	18	Kelly SHAW	SR	24.27w	4/14/12	1	0.28	1.28
200m	23	Nicketa BERNARD	SR	24.36w	4/14/12	0.55	0.19	0.74
400m	2	Kelly SHAW	SR	53.02	5/26/12	18	2.48	20.48
400m	4	Nicketa BERNARD	SR	53.71	3/24/12	14	1.56	15.56
400m	34	Jaivairia BACOTE	JR	55.99	5/13/12	0.04	0.00	0.04
400mH	27	Jaivairia BACOTE	JR	1:02.27	4/20/12	0.35	0.05	0.40
4x100	11			46.09	5/13/12	2	0.43	2.43
4x400	2			3:37.60	4/6/12	18	3.61	21.61
TJ	18	Kirsten BOWENS	JR	12.13m	39-9½	4/20/12	1	0.28 1.28
Team Total								67.93

14



Augustana (S.D.)

Northern Sun Intercollegiate Conference

26

Event	Scrd As	Athlete	Yr	Scored Mark	Date	Pl. Pts.	Bonus	TOTAL
Scored bests come from PRE-SEASON DATA								
1500m	6	Kristin BRONDBO	JR	4:26.44	5/2/12	10	1.29	11.29
1500m	7	Runa FALCH	SR	4:26.73	5/11/12	9	1.22	10.22
Steeple	3	Kyle BLAKESLEE	SR	10:18.71	4/25/12	16	2.27	18.27
5000m	6	Kyle BLAKESLEE	SR	16:40.89	4/19/12	10	1.34	11.34
5000m	15	Kristin BRONDBO	JR	17:03.14	4/19/12	2.5	0.41	2.91
5000m	29	Runa FALCH	SR	17:23.32	5/11/12	0.25	0.00	0.25
5000m	30	Leah HANSEN	SR	17:24.67	5/2/12	0.2	0.00	0.20
10k	6	Leah HANSEN	SR	35:08.21	4/19/12	10	1.37	11.37
10k	19	Annie PFEIFLE	SR	36:41.11	4/25/12	0.9	0.17	1.07
HJ	34	Andrea WHITNEY	JR	1.68m	5-6	4/24/12	0.04	0.00 0.04
HJ	34	Katie GUSE	JR	1.68m	5-6	4/13/12	0.04	0.00 0.04
HEPT	22	Katie TONNER	JR	4,453	4/29/12	0.6	0.00	0.60
Team Total								67.60

15



San Francisco State

California Collegiate Athletic Association

18

Event	Scrd As	Athlete	Yr	Scored Mark	Date	Pl. Pts.	Bonus	TOTAL
Scored bests come from CURRENT season								
HJ	1	Tiana WILLS	SR	1.83m	6-0	A	3/16/13	20 3.48 23.48
Scored bests come from PRE-SEASON DATA								
100m	14	Keenya MCDANIEL	JR	11.84	5/3/12	D	3	0.39 2.39
200m	10	Keenya MCDANIEL	JR	24.03	5/3/12	6	0.74	6.74
800m	19	Kaylie BELK	JR	2:13.13	4/12/12	0.9	0.28	1.18
10k	25	Zuleima JIMENEZ	SR	36:50.12	4/6/12	0.45	0.10	0.55
400mH	11	Maya CABINESS	JR	1:00.90	4/27/12	5	0.51	5.51
4x100	12			46.14	5/26/12	1	0.39	1.39
4x400	6			3:42.58	4/27/12	10	1.34	11.34
TJ	5	Keenya MCDANIEL	JR	12.55m	41-2½	4/28/12	12	1.18 13.18
Team Total								65.75

"Scrd As", short for "Scored As", Standing used for place points portion of performance's score combining preseason data (when applied) to current season data

Numbers in BLACK are both the performance's actual NCAA rank AND "scored as" rank Numbers in RED indicate actual NCAA rank does not exist or is worse than "scored as" rank Numbers in BLUE indicate actual NCAA rank is better than "scored as" rank

USTFCCCA Non-Member

Non-Member Schools Will NOT be ranked, beginning Week 2



USTFCCCA NCAA Division II National Team Rankings

2013 Outdoor Track & Field, Preseason

as of 3/26/2013 9:08:49 AM

D denotes multiple-event rule in affect
Only those who score >0.01 pts are shown

WOMEN

16



Tiffin

Great Lakes Intercollegiate Athletic Conference

30

Event	Scrd As	Athlete	Yr	Scored Mark	Date	Pl. Pts.	Bonus	TOTAL
Scored bests come from CURRENT season								
100mH	22	Kiona ANDERSON	JR	14.09	P 3/15/13	0.6	0.16	0.76
SP	8	Ashley DEWITT	JR	14.74m 48-4½	P 3/15/13	8	1.05	9.05
SP	14	Sarah CLOW	FR	14.27m 46-10	P 3/15/13	3	0.49	3.49
HT	11	Ashley DEWITT	JR	53.02m 173-11	P 3/15/13	5	0.56	5.56

Scored bests come from PRE-SEASON DATA								
100mH	29	Lynzi DAUGHENBAUGH	JR	14.18w	5/26/12	0.25	0.04	0.29
400mH	30	Lynzi DAUGHENBAUGH	JR	1:02.61	4/20/12	0.2	0.00	0.20
HJ	27	Lynzi DAUGHENBAUGH	JR	1.69m 5-6½	4/7/12	0.35	0.00	0.35
LJ	16	Kayla ELLKS	SR	5.87mw 19-3½	5/11/12	2	0.28	2.28
LJ	28	D'Wanda FORD	SO	5.72m 18-9½	5/2/12	0.3	0.00	0.30
TJ	23	Kayla ELLKS	SR	12.02mw 39-5½	5/2/12	0.55	0.14	0.69
TJ	31	Marielle SEGBOR	SO	11.84m 38-10½	4/14/12	0.16	0.00	0.16
SP	7	Katherine GERHARDT	SO	14.81m 48-7½	5/26/12	9	1.22	10.22
DISC	5	Katherine GERHARDT	SO	51.01m 167-4	5/12/12	12	1.76	13.76
HT	10	Katherine GERHARDT	SO	53.71m 176-2	5/2/12	6	0.78	6.78
HEPT	8	Lynzi DAUGHENBAUGH	JR	4,900	4/20/12	8	0.96	8.96

Team Total 62.86

17



Wayne State (Neb.)

Northern Sun Intercollegiate Conference

37

Event	Scrd As	Athlete	Yr	Scored Mark	Date	Pl. Pts.	Bonus	TOTAL
Scored bests come from PRE-SEASON DATA								
100m	12	Nicole BRUNGARDT	JR	11.81	5/11/12	4	0.53	4.53
200m	26	Nicole BRUNGARDT	JR	24.40w	5/11/12	0.4	0.15	0.55
LJ	23	Nicole BRUNGARDT	JR	5.79m 19-0	3/30/12	0.55	0.03	0.58
SP	13	Carly FEHRINGER	JR	14.35m 47-1	4/6/12	3.5	0.56	4.06
SP	14	Sara WELLS	SO	14.27m 46-10	5/11/12	3	0.49	3.49
SP	34	Lachel MILANDER	RS12	13.25m 43-5½	4/16/11	0.04	0.00	0.04
DISC	20	Emily WELLS	JR	45.89m 150-6	4/6/12	0.8	0.10	0.90
HT	2	Carly FEHRINGER	JR	56.49m 185-4	5/11/12	18	2.33	20.33
HT	3	Emily WELLS	JR	55.20m 181-1	4/13/12	16	1.52	17.52
HT	16	Lachel MILANDER	RS12	51.42m 168-8	4/22/11	2	0.21	2.21
HT	26	Sara WELLS	SO	50.36m 165-2	3/30/12	0.4	0.00	0.40
HT	30	Mackenzie MASCHING	JR	49.51m 162-5	4/6/12	0.2	0.00	0.20

Team Total 54.81

18

Sioux Falls

Northern Sun Intercollegiate Conference

Event	Scrd As	Athlete	Yr	Scored Mark	Date	Pl. Pts.	Bonus	TOTAL
Scored bests come from PRE-SEASON DATA								
400m	17	Kendra KNIGHT	SR	55.19	5/28/11	1.5	0.31	1.81
PV	2	Brigitte GROSS	SR	4.05m 13-3½	4/29/11	18	1.98	19.98
PV	2	Kayla COFFEE	SR	4.05m 13-3½	5/7/11	18	1.98	19.98
PV	6	Kristin MAJERUS	SR	4.00m 13-1½	5/11/12	10	1.51	11.51
PV	28	Katlyn SAWTELLE	SO	3.60m 11-9½	4/5/12	0.3	0.00	0.30
SP	32	Callan SAWTELLE	JR	13.38m 43-10½	4/20/12	0.12	0.00	0.12
HT	31	Rachel KRUSE	SR	49.44m 162-2	5/5/12	0.16	0.00	0.16

Team Total 53.85

19



Shippensburg

Pennsylvania State Athletic Conference

31

Event	Scrd As	Athlete	Yr	Scored Mark	Date	Pl. Pts.	Bonus	TOTAL
Scored bests come from PRE-SEASON DATA								
1500m	25	Katrina SPRATFORD	SR	4:33.75	5/3/12	0.45	0.14	0.59
Steeple	24	Sarah STRAYER	SR	11:03.90	5/3/12	0.5	0.04	0.54
5000m	7	Katrina SPRATFORD	SR	16:43.21	4/26/12	9	1.18	10.18
10k	3	Katrina SPRATFORD	SR	34:42.10	4/14/12	16	1.96	17.96
100mH	21	Caitlin STUETZ	SR	14.08	5/3/12	0.7	0.17	0.87
400mH	6	Caitlin STUETZ	SR	1:00.11	5/3/12	10	1.00	11.00
HJ	15	Erin FLICK	SR	1.71m 5-7½	5/3/12	2.5	0.20	2.70
PV	9	Megan BRESKI	SR	3.90m 12-9½	3/23/12	7	0.86	7.86
HT	24	Sarah BROTZMAN	JR	50.42m 165-5	5/3/12	0.5	0.00	0.50
JAV	20	Ashley MERTON	JR	41.79m 137-1	4/14/12	0.8	0.00	0.80
JAV	35	Brittany HARLACKER	SR	40.21m 131-11	4/6/12	0.02	0.00	0.02

Team Total 53.03

"Scrd As", short for "Scored As", Standing used for place points portion of performance's score combining preseason data (when applied) to current season data

Numbers in BLACK are both the performance's actual NCAA rank AND "scored as" rank Numbers in RED indicate actual NCAA rank does not exist or is worse than "scored as" rank Numbers in BLUE indicate actual NCAA rank is better than "scored as" rank

USTFCCCA Non-Member

Non-Member Schools Will NOT be ranked, beginning Week 2



USTFCCCA NCAA Division II National Team Rankings

2013 Outdoor Track & Field, Preseason

as of 3/26/2013 9:08:49 AM

D denotes multiple-event rule in affect
Only those who score >0.01 pts are shown

WOMEN

20



Findlay

Great Lakes Intercollegiate Athletic Conference

▼ 7

Event	Scrd As	Athlete	Yr	Scored Mark	Date	Pl. Pts.	Bonus	TOTAL
Scored bests come from PRE-SEASON DATA								
800m	10	Christine ZIMMERMANN	SR	2:11.86	5/2/12	6	0.52	6.52
HJ	27	Pam SHOWMAN	SO	1.69m	5-6½	0.35	0.00	0.35
SP	11	Jessica ROWLAND	SR	14.61m	47-11½	5	0.82	5.82
SP	19	Kendra AVERESCH	SO	13.90m	45-7¼	0.9	0.15	1.05
DISC	8	Jessica ROWLAND	SR	48.84m	160-3	8	0.84	8.84
HT	1	Jessica ROWLAND	SR	61.49m	201-9	20	5.45	25.45
JAV	32	Jessica ROWLAND	SR	40.35m	132-4	0.12	0.00	0.12
HEPT	31	Pam SHOWMAN	SO	4,347	5/2/12	0.16	0.00	0.16
Team Total								48.32

21



Pittsburg State

Mid-America Intercollegiate Athletics Association

▲ 22

Event	Scrd As	Athlete	Yr	Scored Mark	Date	Pl. Pts.	Bonus	TOTAL
Scored bests come from CURRENT season								
JAV	11	Amber KLOSTER	JR	43.21m	141-9	P	3/14/13	5 0.38 5.38
Scored bests come from PRE-SEASON DATA								
TJ	10	Jalexis PETERSON	SR	12.35m	40-6¼	6	0.68	6.68
SP	4	Larissa RICHARDS	SR	14.90m	48-10¾	14	1.46	15.46
DISC	2	Larissa RICHARDS	SR	51.60m	169-3	18	2.12	20.12
JAV	27	Monica WUERTZ	SR	40.80m	133-10	0.35	0.00	0.35
Team Total								47.99

22



West Texas A&M

Lone Star Conference

▲ 9

Event	Scrd As	Athlete	Yr	Scored Mark	Date	Pl. Pts.	Bonus	TOTAL
Scored bests come from CURRENT season								
DISC	19	Casey NELSON	JR	46.38m	152-2	P	3/16/13	0.9 0.21 1.11
DISC	21	Jacy BUTLER	FR	45.70m	149-11	P	3/16/13	0.7 0.06 0.76
JAV	7	Tanesha BLAIR	SR	44.60m	146-4	P	3/16/13	9 0.87 9.87
JAV	27	Kirsten MCCOWAN	SR	40.80m	133-10	P	3/16/13	0.35 0.00 0.35
Scored bests come from PRE-SEASON DATA								
100m	32	Sarah SNIDER	SR	11.97	5/3/12	0.12	0.02	0.14
200m	19	Sarah SNIDER	SR	24.31	4/28/12	0.9	0.24	1.14
Steeple	29	Brenda SINDET	SR	11:09.56	5/3/12	0.25	0.00	0.25
100mH	18	Morgan SHELTON	SR	14.06w	4/14/12	1	0.20	1.20
100mH	25	Kirsten MCCOWAN	SR	14.11	5/3/12	0.45	0.13	0.58
100mH	28	Rachel KING	SR	14.16	5/3/12	0.3	0.07	0.37
4x100	8			45.60	5/26/12	6	1.25	7.25
4x400	17			3:46.20	5/13/12	0.5	0.14	0.64
LJ	11	Morgan SHELTON	SR	5.91m	19-4¾	5	0.44	5.44
HEPT	3	Morgan SHELTON	SR	5,190	5/3/12	16	2.18	18.18
HEPT	34	Katie JONES	SR	4,291	5/3/12	0.04	0.00	0.04
Team Total								47.33

23



Georgian Court

East Coast Conference

Event	Scrd As	Athlete	Yr	Scored Mark	Date	Pl. Pts.	Bonus	TOTAL
Scored bests come from CURRENT season								
SP	2	Tiffany OKIEME	FR	14.95m	49-¾	A	3/23/13	18 1.59 19.59
Scored bests come from PRE-SEASON DATA								
400mH	14	Chanel ROGERS	SO	1:01.26	4/26/12	3	0.36	3.36
HJ	8	Mary SANCILIO	SR	1.73m	5-8	8	0.63	8.63
HJ	15	Lauren CALOREL	SR	1.71m	5-7¼	2.5	0.20	2.70
SP	35	Alyssa HUDGINS	SR	13.23m	43-5	0.02	0.00	0.02
DISC	31	Alyssa HUDGINS	SR	44.12m	144-9	0.16	0.00	0.16
HT	6	Alyssa HUDGINS	SR	54.52m	178-10	10	1.12	11.12
JAV	34	Laura GEMIGNANI	SO	40.33m	132-3	0.04	0.00	0.04
Team Total								45.62

"Scrd As", short for "Scored As", Standing used for place points portion of performance's score combining preseason data (when applied) to current season data

Numbers in BLACK are both the performance's actual NCAA rank AND "scored as" rank Numbers in RED indicate actual NCAA rank does not exist or is worse than "scored as" rank Numbers in BLUE indicate actual NCAA rank is better than "scored as" rank

USTFCCCA Non-Member

Non-Member Schools Will NOT be ranked, beginning Week 2



USTFCCCA NCAA Division II National Team Rankings

2013 Outdoor Track & Field, Preseason

as of 3/26/2013 9:08:49 AM

D denotes multiple-event rule in affect
Only those who score >0.01 pts are shown

WOMEN

24



Winona State

Northern Sun Intercollegiate Conference

▼ 1

Event	Scrd As	Athlete	Yr	Scored Mark	Date	Pl. Pts.	Bonus	TOTAL
Scored bests come from PRE-SEASON DATA								
SP	5	Alissa RAUSCH	JR	14.89m	48-10½	5/4/12	12	1.43 13.43
SP	27	Shanai GUIDER	SR	13.61m	44-8	4/21/12	0.35	0.00 0.35
SP	30	Paige GARRIGA	SO	13.53m	44-4½	5/11/12	0.2	0.00 0.20
DISC	3	Shanai GUIDER	SR	51.58m	169-2	5/4/12	16	2.11 18.11
DISC	10	Alissa RAUSCH	JR	48.63m	159-6	5/4/12	6	0.76 6.76
DISC	14	Elisa MOENKEDICK	JR	47.75m	156-8	5/4/12	3	0.51 3.51
DISC	26	Paige GARRIGA	SO	44.74m	146-9	5/4/12	0.4	0.00 0.40
HT	17	Megan ELLIOTT	SR	51.32m	168-4	4/7/12	1.5	0.19 1.69
HT	23	Shanai GUIDER	SR	50.68m	166-3	4/21/12	0.55	0.05 0.60
HT	28	Kassi KAMPS	JR	49.80m	163-4	5/4/12	0.3	0.00 0.30
Team Total								45.34

25



Seattle Pacific

Great Northwest Athletic Conference

▼ 12

Event	Scrd As	Athlete	Yr	Scored Mark	Date	Pl. Pts.	Bonus	TOTAL
Scored bests come from CURRENT season								
800m	5	McKayla FRICKER	JR	2:09.90	P 3/16/13	12	1.45	13.45
800m	15	Lynelle DECKER	FR	2:12.56	P 3/16/13	2.5	0.39	2.89
10k	32	Katie THRALLS	SR	37:08.94	3/2/13	0.12	0.00	0.12
LJ	21	Ali WORTHEN	SR	5.83m	19-1½	P 2/28/13	0.7	0.15 0.85
Scored bests come from PRE-SEASON DATA								
HJ	13	Ali WORTHEN	SR	1.72m	5-7½	4/2/12	3.5	0.40 3.90
JAV	21	Katy GROSS	SR	41.67m	136-8	5/4/12	0.7	0.00 0.70
HEPT	2	Ali WORTHEN	SR	5,297	5/26/12	18	2.78	20.78
HEPT	20	Katy GROSS	SR	4,513	4/2/12	0.8	0.09	0.89
Team Total								43.59

26



Cal State LA

California Collegiate Athletic Association

▼ 9

Event	Scrd As	Athlete	Yr	Scored Mark	Date	Pl. Pts.	Bonus	TOTAL
Scored bests come from CURRENT season								
5000m	9	Lisa OHBERG	SR	16:47.31	P 3/15/13	7	0.92	7.92
Scored bests come from PRE-SEASON DATA								
1500m	5	Lisa OHBERG	SR	4:25.70	4/28/12	12	1.49	13.49
10k	20	Sabrina LOPEZ	JR	36:41.66	4/19/12	0.8	0.17	0.97
TJ	14	Jessica BARFIELD	SR	12.23m	40-1½	3/31/12	3	0.40 3.40
DISC	7	Samantha GUTIERREZ	SR	48.92m	160-6	4/19/12	9	0.88 9.88
JAV	14	Samantha GUTIERREZ	SR	42.73m	140-2	5/3/12	3	0.25 3.25
Team Total								38.92

27



Fort Hays State

Mid-America Intercollegiate Athletics Association

▲ 2

Event	Scrd As	Athlete	Yr	Scored Mark	Date	Pl. Pts.	Bonus	TOTAL
Scored bests come from CURRENT season								
HJ	6	Gabriella SARAVIA	SR	1.75m	5-8½	P 3/22/13	10	1.09 11.09
Scored bests come from PRE-SEASON DATA								
LJ	21	Anna EIGRUBER	JR	5.83mw	19-1½	3/15/12	0.7	0.15 0.85
TJ	30	Anna EIGRUBER	JR	11.85mw	38-10½	4/11/12	0.2	0.00 0.20
JAV	1	Makayla MCPHAIL	JR	49.00m	160-9	5/26/12	20	3.45 23.45
JAV	14	Holly BROWN	SR	42.73m	140-2	4/28/12	3	0.25 3.25
Team Total								38.85

28



Seton Hill

West Virginia Intercollegiate Athletic Conference

▲ 15

Event	Scrd As	Athlete	Yr	Scored Mark	Date	Pl. Pts.	Bonus	TOTAL
Scored bests come from CURRENT season								
5000m	25	Jeannie BUJDOS	SO	17:19.83	P 3/14/13	0.45	0.04	0.49
Scored bests come from PRE-SEASON DATA								
10k	31	Jeannie BUJDOS	SO	37:05.24	4/27/12	0.16	0.00	0.16
HJ	8	Calsie BOYD	SR	1.73m	5-8	4/6/12	8	0.63 8.63
TJ	7	Calsie BOYD	SR	12.41mw	40-8½	5/4/12	9	0.83 9.83
JAV	4	Mallory SANNER	SO	48.09m	157-9	5/26/12	14	2.76 16.76
Team Total								35.87

"Scrd As", short for "Scored As", Standing used for place points portion of performance's score combining preseason data (when applied) to current season data

Numbers in BLACK are both the performance's actual NCAA rank AND "scored as" rank Numbers in RED indicate actual NCAA rank does not exist or is worse than "scored as" rank Numbers in BLUE indicate actual NCAA rank is better than "scored as" rank

USTFCCCA Non-Member

Non-Member Schools Will NOT be ranked, beginning Week 2



USTFCCCA NCAA Division II National Team Rankings

2013 Outdoor Track & Field, Preseason

as of 3/26/2013 9:08:50 AM

D denotes multiple-event rule in affect
Only those who score >0.01 pts are shown

WOMEN

29



Lake Superior State

▼ 6

Great Lakes Intercollegiate Athletic Conference

Event	Scrd As	Athlete	Yr	Scored Mark	Date	Pl. Pts.	Bonus	TOTAL	
Scored bests come from PRE-SEASON DATA									
▶ 100m	11	Leslie MITCHELL	JR	11.78	5/11/12	D 5	0.67	2.67	
▶ 100m	21	Sashawna BENNETT	JR	11.87	5/2/12	0.7	0.25	0.95	
▶ 200m	7	Leslie MITCHELL	JR	23.97	5/26/12	9	0.86	9.86	
▶ 200m	27	Sashawna BENNETT	JR	24.45	5/2/12	0.35	0.10	0.45	
▶ 100mH	6	Sashawna BENNETT	JR	13.61w	5/2/12	10	1.06	11.06	
▶ 100mH	7	Leslie MITCHELL	JR	13.62	5/2/12	9	1.04	10.04	
▶ HJ	21	Katie WINIARSKI	SR	1.70m	5-7	4/28/12	0.7	0.08	0.78
Team Total								35.82	

32



Western State

▼ 26

Rocky Mountain Athletic Conference

Event	Scrd As	Athlete	Yr	Scored Mark		Date	Pl. Pts.	Bonus	TOTAL
Scored bests come from CURRENT season									
▶ HT	35	Jennifer SWARTWOOD	SR	49.03m	160-10	3/23/13	0.02	0.00	0.02
Scored bests come from PRE-SEASON DATA									
▶ Steeple	17	Anna MARSHALL	SO	10:56.32		5/13/12	1.5	0.26	1.76
▶ 5000m	12	Sophie MCNEELY	SR	16:55.73		4/19/12	4	0.57	4.57
▶ 5000m	22	Tara RICHARDSON	JR	17:15.16		3/23/12	0.6	0.14	0.74
▶ 10k	15	Tara RICHARDSON	JR	36:07.47		5/6/12	2.5	0.43	2.93
▶ HJ	2	Barbara SZABO	JR	1.82m	5-11½	5/26/12	18	3.13	21.13
Team Total								31.16	

30



Western Washington

▲ 9

Great Northwest Athletic Conference

Event	Scrd As	Athlete	Yr	Scored Mark			Date	Pl. Pts.	Bonus	TOTAL
Scored bests come from CURRENT season										
▶ JAV	19	Bethany DRAKE	FR	42.23m	138-6	P	3/2/13	0.9	0.11	1.01
Scored bests come from PRE-SEASON DATA										
▶ Steeple	13	Katelyn STEEN	SO	10:50.32			5/11/12	3.5	0.44	3.94
▶ HJ	27	Brittany GRANDY	SO	1.69m	5-6½		5/11/12	0.35	0.00	0.35
▶ PV	11	Karis ANDERSON	SR	3.85m	12-7½		3/30/12	5	0.69	5.69
▶ PV	28	Cheyanna PINLEY	SO	3.60m	11-9½		4/14/12	0.3	0.00	0.30
▶ LJ	19	Emily WARMAN	SR	5.84mw	19-2		5/4/12	0.9	0.19	1.09
▶ TJ	8	Emily WARMAN	SR	12.37mw	40-7		5/26/12	8	0.73	8.73
▶ HT	21	Lindsay WELLS	JR	50.76m	166-6		5/11/12	0.7	0.07	0.77
▶ JAV	5	Katie REICHERT	SO	46.47m	152-5		5/26/12	12	1.86	13.86
▶ HEPT	35	Katie REICHERT	SO	4,269			4/30/12	0.02	0.00	0.02
Team Total										35.76

33



Cal State Stanislaus

▲ 21

California Collegiate Athletic Association

Event	Scrd As	Athlete	Yr	Scored Mark	Date	Pl. Pts.	Bonus	TOTAL
Scored bests come from CURRENT season								
▶ 800m	35	Aman HUNDAL	SO	2:14.50	3/22/13	0.02	0.03	0.05
▶ 1500m	14	Marina GHABBOUR	JR	4:30.36	P 3/22/13	3	0.50	3.50
▶ JAV	25	Channing WILSON	SO	41.18m	135-1 P 3/22/13	0.45	0.00	0.45
▶ HEPT	32	Andrea SEVERSON	JR	4,328	2/28/13	0.12	0.00	0.12
Scored bests come from PRE-SEASON DATA								
▶ 1500m	22	Courtney ANDERSON	SR	4:32.92	3/23/12	0.6	0.21	0.81
▶ Steeple	8	Courtney ANDERSON	SR	10:32.83	4/6/12	8	1.18	9.18
▶ Steeple	16	Denali FOLDAGER	SR	10:55.68	4/6/12	2	0.28	2.28
▶ 5000m	31	Courtney ANDERSON	SR	17:25.03	4/20/12	0.16	0.00	0.16
▶ 4x400	15			3:45.25	5/11/12	0.7	0.31	1.01
▶ PV	7	Sian MORGAN	SR	3.95m	12-11½ 5/11/12	9	1.17	10.17
▶ DISC	30	Noel WRIGHT	SR	44.22m	145-1 5/11/12	0.2	0.00	0.20
▶ HT	15	Katie BUSI	JR	51.81m	169-11 4/27/12	2.5	0.30	2.80
Team Total								30.73

31



Hillsdale

▼ 15

Great Lakes Intercollegiate Athletic Conference

Event	Scrd As	Athlete	Yr	Scored Mark		Date	Pl. Pts.	Bonus	TOTAL
Scored bests come from PRE-SEASON DATA									
▶ HJ	34	Adrianna YANCHO	SR	1.68m	5-6	4/14/12	0.04	0.00	0.04
▶ PV	2	Kayla CALDWELL	JR	4.05m	13-3½	4/14/12	18	1.98	19.98
▶ HT	9	Kathy DIRKSEN	SR	53.72m	176-3	4/14/12	7	0.78	7.78
▶ HT	14	Shannon NEBY	JR	52.51m	172-3	4/20/12	3	0.45	3.45
Team Total									31.24

"Scrd As", short for "Scored As", Standing used for place points portion of performance's score combining preseason data (when applied) to current season data

Numbers in BLACK are both the performance's actual NCAA rank AND "scored as" rank Numbers in RED indicate actual NCAA rank does not exist or is worse than "scored as" rank Numbers in BLUE indicate actual NCAA rank is better than "scored as" rank

USTFCCCA Non-Member

Non-Member Schools Will NOT be ranked, beginning Week 2



USTFCCCA NCAA Division II National Team Rankings

2013 Outdoor Track & Field, Preseason

as of 3/26/2013 9:08:50 AM

D denotes multiple-event rule in affect
Only those who score >0.01 pts are shown

WOMEN

34



New Haven

Northeast-10 Conference

Event	Scrd As	Athlete	Yr	Scored Mark	Date	Pl. Pts.	Bonus	TOTAL
Scored bests come from CURRENT season								
▶ 100m	5	Ada UDAYA	SO	11.74	P 3/22/13	12	0.90	12.90
▶ 200m	6	Ada UDAYA	SO	23.84	P 3/22/13	10	1.14	11.14
▶ TJ	16	Briana CONYERS	SO	12.20m 40-½	P 3/22/13	2	0.36	2.36
Scored bests come from PRE-SEASON DATA								
▶ TJ	14	Tiara MITCHELL	SO	12.23mw 40-1½	5/10/12	3	0.40	3.40
▶ HT	20	Shraya MANICK	SR	50.96m 167-2	5/4/12	0.8	0.11	0.91
Team Total								30.73

35



New Mexico Highlands ▼28

Rocky Mountain Athletic Conference

Event	Scrd As	Athlete	Yr	Scored Mark	Date	Pl. Pts.	Bonus	TOTAL
Scored bests come from PRE-SEASON DATA								
▶ 100m	14	Sheneika ROCHESTER	JR	11.84w	4/12/12	3	0.39	3.39
▶ 400mH	34	Jereece MAXWELL	JR	1:02.80	3/23/12	0.04	0.00	0.04
▶ 4x100	6			45.50	5/26/12	10	1.51	11.51
▶ 4x400	11			3:44.85	5/26/12	2	0.43	2.43
▶ HJ	8	Rochelle ROBB	SO	1.73m 5-8	4/28/12	8	0.63	8.63
▶ DISC	12	Kemoy CHRISTIE	SR	48.17m 158-0	4/28/12	4	0.60	4.60
Team Total								30.59

36



Western Oregon ▼3

Great Northwest Athletic Conference

Event	Scrd As	Athlete	Yr	Scored Mark	Date	Pl. Pts.	Bonus	TOTAL
Scored bests come from PRE-SEASON DATA								
▶ 800m	16	Janelle EVERETTS	SR	2:12.63	5/5/12	2	0.38	2.38
▶ HJ	21	Katie PELCHAR	JR	1.70m 5-7	4/27/12	0.7	0.08	0.78
▶ JAV	2	Amanda SCHUMAKER	SR	48.43m 158-10	4/20/12	18	3.02	21.02
▶ JAV	10	Seabre CHURCH	SO	43.31m 142-1	4/13/12	6	0.41	6.41
Team Total								30.58

37



Emporia State

Mid-America Intercollegiate Athletics Association

Event	Scrd As	Athlete	Yr	Scored Mark	Date	Pl. Pts.	Bonus	TOTAL
Scored bests come from CURRENT season								
▶ LJ	19	Peyton WEISS	SO	5.84m 19-2	P 3/14/13	0.9	0.19	1.09
▶ SP	31	Misty LOWE	JR	13.40m 43-11½	3/14/13	0.16	0.00	0.16
Scored bests come from PRE-SEASON DATA								
▶ 100m	5	Carmen KING	SO	11.74w	5/4/12	12	0.90	12.90
▶ 200m	33	Carmen KING	SO	24.52w	5/4/12	0.08	0.03	0.11
▶ 400m	33	Marqueita MARISSETTE	SR	55.98	5/4/12	0.08	0.00	0.08
▶ 100mH	24	Nikki WETSTEIN	JR	14.10w	5/12/12	0.5	0.15	0.65
▶ PV	32	Maggie WILSON	SO	3.58m 11-9	5/12/12	0.12	0.00	0.12
▶ LJ	18	Carmen KING	SO	5.86mw 19-2½	5/12/12	1	0.25	1.25
▶ LJ	29	Nikki WETSTEIN	JR	5.71mw 18-9	3/15/12	0.25	0.00	0.25
▶ TJ	24	Nikki WETSTEIN	JR	11.98m 39-3¾	5/4/12	0.5	0.09	0.59
▶ DISC	22	Shelby BUSTER	SO	45.35m 148-9	5/4/12	0.6	0.00	0.60
▶ HT	29	Shelby BUSTER	SO	49.53m 162-6	5/4/12	0.25	0.00	0.25
▶ JAV	6	Sara DUNKIN	SO	45.65m 149-9	3/31/12	10	1.43	11.43
▶ JAV	26	Shelby BUSTER	SO	41.04m 134-7	5/4/12	0.4	0.00	0.40
▶ JAV	29	Jessica MEDLIN	JR	40.68m 133-5	4/7/12	0.25	0.00	0.25
Team Total								30.13

38



Livingstone ▼9

Central Intercollegiate Athletic Association

Event	Scrd As	Athlete	Yr	Scored Mark	Date	Pl. Pts.	Bonus	TOTAL
Scored bests come from PRE-SEASON DATA								
▶ 200m	2	Quanera HAYES	SO	23.62	5/13/12	18	1.82	19.82
▶ 400m	8	Quanera HAYES	SO	54.18	5/26/12	8	0.98	8.98
▶ HJ	34	Brittany BURTON	SO	1.68m 5-6	4/7/12	0.04	0.00	0.04
Team Total								28.84

"Scrd As", short for "Scored As", Standing used for place points portion of performance's score combining preseason data (when applied) to current season data

Numbers in BLACK are both the performance's actual NCAA rank AND "scored as" rank Numbers in RED indicate actual NCAA rank does not exist or is worse than "scored as" rank Numbers in BLUE indicate actual NCAA rank is better than "scored as" rank

USTFCCCA Non-Member

Non-Member Schools Will NOT be ranked, beginning Week 2



USTFCCCA NCAA Division II National Team Rankings

2013 Outdoor Track & Field, Preseason

as of 3/26/2013 9:08:51 AM

D

denotes multiple-event rule in affect

Only those who score >0.01 pts are shown

WOMEN

39



Stillman

Southern Intercollegiate Athletic Conference

Event	Scrd As	Athlete	Yr	Scored Mark	Date	Pl. Pts.	Bonus	TOTAL
Scored bests come from CURRENT season								
100m	30	Breanca THOMPSON	FR	11.96w	P 3/15/13	0.2	0.05	0.25
LJ	11	Euphemia EDEM	JR	5.91m	19-4% P 3/1/13	5	0.44	5.44
LJ	11	Euphemia EDEM	JR	5.91m	19-4% P 3/1/13	5	0.44	5.44
TJ	3	Euphemia EDEM	JR	12.73m	41-9% A 3/15/13	16	1.77	17.77
Scored bests come from PRE-SEASON DATA								
200m	16	Janae JONES	SR	24.23	5/5/12	2	0.34	2.34
400m	18	Janae JONES	SR	55.25	5/5/12	1	0.29	1.29
4x100	19			46.54	4/19/12	0.3	0.05	0.35
Team Total								32.88

40



UC San Diego

California Collegiate Athletic Association

▼ 9

Event	Scrd As	Athlete	Yr	Scored Mark	Date	Pl. Pts.	Bonus	TOTAL
Scored bests come from CURRENT season								
PV	21	Sydney BLAKELEY	FR	3.67m	12-½ P 3/9/13	0.7	0.06	0.76
TJ	20	Chantia JUSTICE	SO	12.03m	39-5% P 3/9/13	0.8	0.15	0.95
TJ	26	Kristin SATO	FR	11.95m	39-2½ P 3/9/13	0.4	0.05	0.45
JAV	9	Jessica MIKLASKI	SR	43.70m	143-4 P 2/23/13	7	0.51	7.51
Scored bests come from PRE-SEASON DATA								
800m	17	Sabrina PIMENTEL	SO	2:12.69	5/12/12	1.5	0.37	1.87
800m	28	Lorato ANDERSON	JR	2:13.98	4/26/12	0.3	0.12	0.42
10k	27	Chia CHANG	JR	37:02.15	5/3/12	0.35	0.01	0.36
400mH	21	Lauren IRISH	JR	1:01.83	5/3/12	0.7	0.18	0.88
4x400	5			3:42.17	5/26/12	12	1.52	13.52
Team Total								26.73

41



Slippery Rock

Pennsylvania State Athletic Conference

Event	Scrd As	Athlete	Yr	Scored Mark	Date	Pl. Pts.	Bonus	TOTAL
Scored bests come from CURRENT season								
HJ	13	Ashley WEST	FR	1.72m	5-7¾ P 3/22/13	3.5	0.40	3.90
JAV	8	Alexandra ARNOLD	SR	44.28m	145-3 P 3/14/13	8	0.70	8.70
JAV	16	Samantha TAYLOR	FR	42.51m	139-5 P 3/14/13	2	0.19	2.19
Scored bests come from PRE-SEASON DATA								
800m	13	Janine POWIS	SO	2:12.19	4/14/12	3.5	0.46	3.96
5000m	20	Stephanie CASE	SR	17:11.29	4/14/12	0.8	0.23	1.03
10k	14	Stephanie CASE	SR	36:03.80	3/30/12	3	0.49	3.49
PV	15	Julia CAIN	JR	3.76m	12-4 5/11/12	2.5	0.37	2.87
PV	35	Angela SCHROEDER	SR	3.57m	11-8½ 5/3/12	0.02	0.00	0.02
JAV	24	Kim GOTH	SR	41.28m	135-5 5/11/12	0.5	0.00	0.50
Team Total								26.66

42



Fort Valley State

Southern Intercollegiate Athletic Conference

▲ 4

Event	Scrd As	Athlete	Yr	Scored Mark	Date	Pl. Pts.	Bonus	TOTAL
Scored bests come from PRE-SEASON DATA								
100m	4	Portia WILSON	SR	11.69	4/19/12	14	1.26	15.26
200m	15	Portia WILSON	SR	24.18	4/19/12	2.5	0.44	2.94
400mH	16	Shaquavia PORTER	SO	1:01.41	3/16/12	2	0.31	2.31
4x100	14			46.32	4/19/12	0.8	0.24	1.04
LJ	25	Shankevia BURKE	SR	5.77m	18-11¼ 4/19/12	0.45	0.00	0.45
TJ	12	Shankevia BURKE	SR	12.28m	40-3¾ 4/19/12	4	0.51	4.51
Team Total								26.51

"Scrd As", short for "Scored As", Standing used for place points portion of performance's score combining preseason data (when applied) to current season data

Numbers in BLACK are both the performance's actual NCAA rank AND "scored as" rank Numbers in RED indicate actual NCAA rank does not exist or is worse than "scored as" rank Numbers in BLUE indicate actual NCAA rank is better than "scored as" rank

USTFCCCA Non-Member

Non-Member Schools Will NOT be ranked, beginning Week 2



USTFCCCA NCAA Division II National Team Rankings

2013 Outdoor Track & Field, Preseason

as of 3/26/2013 9:08:51 AM

D denotes multiple-event rule in affect
Only those who score >0.01 pts are shown

WOMEN

43



Chico State

California Collegiate Athletic Association

▲ 9

Event	Scrd As	Athlete	Yr	Scored Mark	Date	Pl. Pts.	Bonus	TOTAL
Scored bests come from CURRENT season								
100mH	31	Aimee RODGERS	SR	14.22	P 3/8/13	0.16	0.00	0.16
PV	20	Kasey BARNETT	JR	3.69m	12-1½ P 3/23/13	0.8	0.13	0.93
HEPT	21	Robin HANNAH	SR	4,482	P 2/28/13	0.7	0.03	0.73
Scored bests come from PRE-SEASON DATA								
Steeple	10	Amy SCHNITTGER	SR	10:42.65	5/3/12	6	0.68	6.68
Steeple	18	Katie SPENCER	SR	10:57.67	4/6/12	1	0.22	1.22
Steeple	21	Emily STICKNEY	SO	11:00.50	4/6/12	0.7	0.14	0.84
5000m	28	Amy SCHNITTGER	SR	17:22.36	4/13/12	0.3	0.00	0.30
10k	16	Jessica VARELA	SO	36:15.57	4/19/12	2	0.37	2.37
10k	21	Paige HENKER	SR	36:43.15	4/19/12	0.7	0.16	0.86
10k	29	Jonah WEEKS	SR	37:05.18	5/3/12	0.25	0.00	0.25
10k	33	Sara MIKESSELL	JR	37:09.08	5/3/12	0.08	0.00	0.08
400mH	10	Aimee RODGERS	SR	1:00.88	5/3/12	6	0.53	6.53
JAV	13	Bridget MCCLARRINON	SR	42.79m	140-4 4/13/12	3.5	0.27	3.77
Team Total								24.70

44



Northwest Missouri

Mid-America Intercollegiate Athletics Association

▼ 27

Event	Scrd As	Athlete	Yr	Scored Mark	Date	Pl. Pts.	Bonus	TOTAL
Scored bests come from PRE-SEASON DATA								
Steeple	6	Brittany POOLE	SR	10:31.13	4/25/12	10	1.28	11.28
SP	6	Lekiesha MCKNIGHT	SR	14.84m	48-8½ 5/26/12	10	1.30	11.30
SP	26	Fiona MOLONEY	JR	13.66m	44-9½ 4/20/12	0.4	0.00	0.40
DISC	33	Lekiesha MCKNIGHT	SR	44.06m	144-6 5/4/12	0.08	0.00	0.08
HEPT	25	Chloe WICHMAN	SO	4,399	5/4/12	0.45	0.00	0.45
HEPT	26	Jessica HUGO	SR	4,379	5/4/12	0.4	0.00	0.40
Team Total								23.91

45



MSU Moorhead

Northern Sun Intercollegiate Conference

▼ 12

Event	Scrd As	Athlete	Yr	Scored Mark	Date	Pl. Pts.	Bonus	TOTAL
Scored bests come from PRE-SEASON DATA								
400mH	7	Karlene LORENZ	SO	1:00.31	5/11/12	9	0.88	9.88
400mH	13	Kendra MOOBERRY	SR	1:01.23	5/11/12	3.5	0.37	3.87
4x100	21			46.63	5/11/12	0.1	0.00	0.10
4x400	21			3:47.87	4/19/12	0.1	0.00	0.10
SP	20	Heather SCHULTZ	SR	13.88m	45-6½ 5/11/12	0.8	0.13	0.93
HT	8	Mallory STIER	SR	53.93m	176-11 5/11/12	8	0.87	8.87
Team Total								23.74

46



Harding

Lone Star Conference

Event	Scrd As	Athlete	Yr	Scored Mark	Date	Pl. Pts.	Bonus	TOTAL
Scored bests come from PRE-SEASON DATA								
800m	6	Ewa ZABOROWSKA	SO	2:10.36	5/11/12	10	1.18	11.18
1500m	9	Ewa ZABOROWSKA	SO	4:28.57	4/28/12	7	0.82	7.82
HJ	15	Kristen CELSOR	JR	1.71m	5-7½ 5/11/12	2.5	0.20	2.70
PV	23	Tiffany CHAMBERS	SR	3.66m	12-0 4/20/12	0.55	0.02	0.57
Team Total								22.27

47



Bentley

Northeast-10 Conference

▼ 4

Event	Scrd As	Athlete	Yr	Scored Mark	Date	Pl. Pts.	Bonus	TOTAL
Scored bests come from PRE-SEASON DATA								
800m	3	Amy VARSELL	SR	2:09.46	5/10/12	16	1.70	17.70
1500m	12	Amy VARSELL	SR	4:30.17	4/29/12	4	0.54	4.54
Team Total								22.24

48



Northern Michigan

Great Lakes Intercollegiate Athletic Conference

▼ 28

Event	Scrd As	Athlete	Yr	Scored Mark	Date	Pl. Pts.	Bonus	TOTAL
Scored bests come from PRE-SEASON DATA								
Steeple	12	Mallory CELAYA	SO	10:49.92	5/11/12	4	0.45	4.45
PV	10	Jaime ROBERTS	JR	3.86m	12-8 5/2/12	6	0.72	6.72
TJ	6	Sherice HEWETT	SO	12.50m	41-¾ 5/2/12	10	1.05	11.05
Team Total								22.23

"Scrd As", short for "Scored As", Standing used for place points portion of performance's score combining preseason data (when applied) to current season data

Numbers in BLACK are both the performance's actual NCAA rank AND "scored as" rank Numbers in RED indicate actual NCAA rank does not exist or is worse than "scored as" rank Numbers in BLUE indicate actual NCAA rank is better than "scored as" rank

USTFCCCA Non-Member

Non-Member Schools Will NOT be ranked, beginning Week 2



USTFCCCA NCAA Division II National Team Rankings

2013 Outdoor Track & Field, Preseason

as of 3/26/2013 9:08:52 AM

D denotes multiple-event rule in affect
Only those who score >0.01 pts are shown

WOMEN

49



Southern Connecticut

Northeast-10 Conference

Event	Scrd As	Athlete	Yr	Scored Mark	Date	Pl. Pts.	Bonus	TOTAL
Scored bests come from PRE-SEASON DATA								
200m	30	Jasmine BIEN-AIME	SO	24.49	#####	0.2	0.06	0.26
100mH	26	Brittany BROWN	SR	14.12	5/28/11	0.4	0.12	0.52
HJ	21	Brittany BROWN	SR	1.70m	5-7	0.7	0.08	0.78
PV	27	Michelle GRECNI	SO	3.62m	11-10½	0.35	0.00	0.35
JAV	1	Emma CROWCROFT	JR		#####	20	0.00	20.00
Team Total								21.92

50



Edinboro

Pennsylvania State Athletic Conference

Event	Scrd As	Athlete	Yr	Scored Mark	Date	Pl. Pts.	Bonus	TOTAL
Scored bests come from CURRENT season								
Steeple	22	Kasey JONES	FR	11:01.87	P 3/14/13	0.6	0.10	0.70
5000m	19	Sarah KROLICK	SO	17:09.98	P 3/14/13	0.9	0.26	1.16
HEPT	18	Stephanie SMIGIERA	SR	4,546	P 3/14/13	1	0.16	1.16
Scored bests come from PRE-SEASON DATA								
100mH	22	Tabitha BEMIS	JR	14.09	5/3/12	0.6	0.16	0.76
LJ	4	Tabitha BEMIS	JR	6.13m	20-1½	14	1.83	15.83
TJ	17	Tabitha BEMIS	JR	12.14m	39-10	1.5	0.29	1.79
HEPT	33	Tabitha BEMIS	JR	4,327	3/13/12	0.08	0.00	0.08
Team Total								21.47

51



Cal Poly Pomona

California Collegiate Athletic Association

Event	Scrd As	Athlete	Yr	Scored Mark	Date	Pl. Pts.	Bonus	TOTAL
Scored bests come from CURRENT season								
1500m	32	Tiffany DINH	SR	4:35.14	P 3/15/13	0.12	0.02	0.14
HJ	27	Jill SCHMIDT	SR	1.69m	5-6½	0.35	0.00	0.35
DISC	32	Samantha SWANSON	SR	44.07m	144-7	0.12	0.00	0.12
HEPT	7	Jill SCHMIDT	SR	4,940	P 3/14/13	9	1.12	10.12
Scored bests come from PRE-SEASON DATA								
5000m	27	Tiffany DINH	SR	17:22.15	4/19/12	0.35	0.00	0.35
10k	8	Tiffany DINH	SR	35:45.87	5/12/12	8	0.77	8.77
100mH	19	Heather CORDER	JR	14.07w	5/3/12	0.9	0.19	1.09
LJ	24	Tramieka THOMAS	SR	5.78m	18-11½	0.5	0.00	0.50
Team Total								21.43

52



Mansfield

Pennsylvania State Athletic Conference

Event	Scrd As	Athlete	Yr	Scored Mark	Date	Pl. Pts.	Bonus	TOTAL
Scored bests come from CURRENT season								
10k	5	Brenae EDWARDS	SR	34:51.66	P 3/14/13	12	1.73	13.73
Scored bests come from PRE-SEASON DATA								
5000m	21	Jessica SCORDINO	JR	17:12.10	4/20/12	0.7	0.21	0.91
10k	10	Jessica SCORDINO	JR	35:46.96	4/26/12	6	0.75	6.75
Team Total								21.39

53



Tarleton State

Lone Star Conference

▼20

Event	Scrd As	Athlete	Yr	Scored Mark			Date	Pl. Pts.	Bonus	TOTAL
Scored bests come from CURRENT season										
▶ SP	23	Danyelle DILLARD	FR	13.78m	45-2½	P	3/22/13	0.55	0.04	0.59
Scored bests come from PRE-SEASON DATA										
▶ 800m	30	Payton SHOUSH	JR	2:14.25			5/3/12	0.2	0.07	0.27
▶ 5000m	32	Lindsey HINTON	SR	17:25.11			3/28/12	0.12	0.00	0.12
▶ HJ	3	Nikki MCNORTON	JR	1.80m	5-10½		5/9/12	16	2.45	18.45
Team Total										19.43

54



UMass Lowell

Northeast-10 Conference

Event	Scrd As	Athlete	Yr	Scored Mark	Date	Pl. Pts.	Bonus	TOTAL
Scored bests come from CURRENT season								
▶ 100mH	15	Elisabeth MONTY	SO	13.96	P 3/14/13	2.5	0.33	2.83
Scored bests come from PRE-SEASON DATA								
▶ 400mH	8	Antoinette TOUSSAINT	SO	1:00.44	5/10/12	8	0.80	8.80
▶ 4x400	18			3:46.68	5/10/12	0.4	0.07	0.47
▶ SP	10	Candace GREENE	JR	14.64m	48-½ 4/26/12	6	0.87	6.87
Team Total								18.97

"Scrd As", short for "Scored As", Standing used for place points portion of performance's score combining preseason data (when applied) to current season data

Numbers in BLACK are both the performance's actual NCAA rank AND "scored as" rank Numbers in RED indicate actual NCAA rank does not exist or is worse than "scored as" rank Numbers in BLUE indicate actual NCAA rank is better than "scored as" rank

USTFCCCA Non-Member

Non-Member Schools Will NOT be ranked, beginning Week 2



USTFCCCA NCAA Division II National Team Rankings

2013 Outdoor Track & Field, Preseason

as of 3/26/2013 9:08:52 AM

D denotes multiple-event rule in affect
Only those who score >0.01 pts are shown

WOMEN

55



Winston-Salem State

Central Intercollegiate Athletic Association

Event	Scrd As	Athlete	Yr	Scored Mark	Date	Pl. Pts.	Bonus	TOTAL
Scored bests come from PRE-SEASON DATA								
400m	26	Jasmine ROSS	JR	55.70	4/20/12	0.4	0.10	0.50
400m	29	Cruz VARGAS-SULLIVAN	SO	55.90	4/13/12	0.25	0.02	0.27
4x100	18			46.52	4/13/12	0.4	0.07	0.47
4x400	3			3:41.95	4/20/12	16	1.62	17.62
Team Total								18.85

56



Columbus State

Peach Belt Conference

▼36

Event	Scrd As	Athlete	Yr	Scored Mark	Date	Pl. Pts.	Bonus	TOTAL
Scored bests come from PRE-SEASON DATA								
200m	32	Laquita DANIEL	SR	24.51	4/6/12	0.12	0.04	0.16
200m	35	Zanquetta SMITH	SO	24.57	4/28/12	0.02	0.00	0.02
4x100	3			45.17	5/26/12	16	2.36	18.36
Team Total								18.54

57



Cal State Dominguez H

California Collegiate Athletic Association

▼24

Event	Scrd As	Athlete	Yr	Scored Mark	Date	Pl. Pts.	Bonus	TOTAL
Scored bests come from PRE-SEASON DATA								
100m	23	BREIONNA JACKSON	SR	11.89	5/3/12	0.55	0.21	0.76
100m	24	Monikkia WHITE	SR	11.91	5/3/12	0.5	0.16	0.66
200m	22	Monikkia WHITE	SR	24.35	5/3/12	0.6	0.20	0.80
200m	35	BREIONNA JACKSON	SR	24.57	5/3/12	0.02	0.00	0.02
400m	13	Charlene BROWN	JR	54.98	5/3/12	3.5	0.40	3.90
4x100	16			46.44	5/3/12	0.6	0.14	0.74
4x400	7			3:43.05	5/26/12	8	1.13	9.13
Team Total								16.00

58



Ferris State

Great Lakes Intercollegiate Athletic Conference

▼47

Event	Scrd As	Athlete	Yr	Scored Mark	Date	Pl. Pts.	Bonus	TOTAL	
Scored bests come from PRE-SEASON DATA									
► HT	4	Jessica PILLING	JR	55.14m	180-11	5/26/12	14	1.48	15.48
Team Total								15.48	

59



East Stroudsburg

Pennsylvania State Athletic Conference

Event	Scrd As	Athlete	Yr	Scored Mark	Date	Pl. Pts.	Bonus	TOTAL
Scored bests come from CURRENT season								
▶ 10k	24	Corinne FITZGERALD	SR	36:48.93	3/22/13	0.5	0.11	0.61
Scored bests come from PRE-SEASON DATA								
▶ Steeple	9	Corinne FITZGERALD	SR	10:41.72	4/26/12	7	0.71	7.71
▶ 5000m	18	Rosie MASCOLI	SR	17:08.27	4/26/12	1	0.29	1.29
▶ 10k	12	Rosie MASCOLI	SR	35:52.52	3/17/12	4	0.66	4.66
▶ PV	35	Laura BEIMFOHR	JR	3.57m	11-8½ 5/3/12	0.02	0.00	0.02
Team Total								14.29

60



Missouri Southern

Mid-America Intercollegiate Athletics Association

▼20

Event	Scrd As	Athlete	Yr	Scored Mark	Date	Pl. Pts.	Bonus	TOTAL
Scored bests come from PRE-SEASON DATA								
▶ 100m	14	Jasmin HUGHES	JR	11.84w	5/4/12	3	0.39	3.39
▶ 200m	14	Jasmin HUGHES	JR	24.17	5/4/12	3	0.46	3.46
▶ 1500m	35	Rachel SCHRADER	JR	4:36.50	4/20/12	0.02	0.00	0.02
▶ 100mH	32	JeAnna SHEPPARD	SR	14.23w	4/27/12	0.12	0.00	0.12
▶ PV	14	Melanie BOWER	SO	3.78m 12-4½	5/4/12	3	0.44	3.44
▶ PV	18	Vanessa LANGFORD	JR	3.70m 12-1½	4/27/12	1	0.16	1.16
▶ PV	32	Ashleigh MCFARLAND	SO	3.58m 11-9	5/12/12	0.12	0.00	0.12
▶ SP	16	Kylie CORNMANN	SR	14.21m 46-7½	4/7/12	2	0.43	2.43
Team Total								14.15

61



UPR Rio Piedras

Liga Atlética Interuniversitaria de Puerto Rico

Event	Scrd As	Athlete	Yr	Scored Mark		Date	Pl. Pts.	Bonus	TOTAL
Scored bests come from CURRENT season									
▶ 100mH	13	Natshalie ISSAC	FR	13.89		P 3/2/13	3.5	0.42	3.92
▶ LJ	8	Leila REYES	SO	5.96mw	19-6½	P 3/16/13	8	0.76	8.76
Scored bests come from PRE-SEASON DATA									
▶ 400mH	25	Keysha FLORES-QUINONEZ	JR	1:02.23		3/31/12	0.45	0.06	0.51
▶ LJ	33	Lizbeth SANTA ANA-VAZQUEZ	SR	5.70m	18-8½	4/20/12	0.08	0.00	0.08
Team Total									13.27

"Scrd As", short for "Scored As", Standing used for place points portion of performance's score combining preseason data (when applied) to current season data

Numbers in BLACK are both the performance's actual NCAA rank AND "scored as" rank Numbers in RED indicate actual NCAA rank does not exist or is worse than "scored as" rank Numbers in BLUE indicate actual NCAA rank is better than "scored as" rank

USTFCCCA Non-Member

Non-Member Schools Will NOT be ranked, beginning Week 2



USTFCCCA NCAA Division II National Team Rankings

2013 Outdoor Track & Field, Preseason

as of 3/26/2013 9:08:53 AM

D denotes multiple-event rule in affect
Only those who score >0.01 pts are shown

WOMEN

62



Central Oklahoma

▼ 8

Mid-America Intercollegiate Athletics Association

Event	Scrd As	Athlete	Yr	Scored Mark	Date	Pl. Pts.	Bonus	TOTAL
Scored bests come from PRE-SEASON DATA								
HJ	6	Lacey RHODES	SR	1.75m	5-8 3/4	3/15/12	10	1.09 11.09
JAV	17	Madison BERRYMAN	JR	42.44m	139-3	4/14/12	1.5	0.17 1.67
Team Total								12.77

63



Indiana (Pa.)

Pennsylvania State Athletic Conference

Event	Scrd As	Athlete	Yr	Scored Mark	Date	Pl. Pts.	Bonus	TOTAL
Scored bests come from PRE-SEASON DATA								
Steeple	28	Alyssa TADDIE	SR	11:08.44	4/26/12	0.3	0.00	0.30
400mH	24	Krista MATSKO	JR	1:02.22	5/11/12	0.5	0.07	0.57
LJ	6	Laurie AJAVON	SR	6.03m	19-9 1/2	5/3/12	10	1.20 11.20
TJ	33	Laurie AJAVON	SR	11.74m	38-6 1/2	5/3/12	0.08	0.00 0.08
SP	25	Ayanna LEBLANC	SR	13.71m	44-11 1/2	5/3/12	0.45	0.00 0.45
Team Total								12.59

64



Anderson (S.C.)

South Atlantic Conference

Event	Scrd As	Athlete	Yr	Scored Mark	Date	Pl. Pts.	Bonus	TOTAL
Scored bests come from PRE-SEASON DATA								
1500m	26	Whitney BISHOFF	SR	4:33.83	5/11/12	0.4	0.14	0.54
5000m	11	Whitney BISHOFF	SR	16:53.04	3/30/12	5	0.67	5.67
10k	11	Whitney BISHOFF	SR	35:52.18	4/26/12	5	0.67	5.67
Team Total								11.87

65



Bellarmino

Great Lakes Valley Conference

Event	Scrd As	Athlete	Yr	Scored Mark	Date	Pl. Pts.	Bonus	TOTAL
Scored bests come from PRE-SEASON DATA								
200m	29	Meghan JONES	JR	24.48	4/28/12	0.25	0.07	0.32
400m	14	Meghan JONES	JR	55.07	4/28/12	3	0.36	3.36
800m	24	Angela MUSK	SR	2:13.65	5/4/12	0.5	0.19	0.69
1500m	10	Angela MUSK	SR	4:29.14	5/11/12	6	0.72	6.72
5000m	26	Angela MUSK	SR	17:20.61	4/20/12	0.4	0.02	0.42
10k	28	Emily FRITH	SO	37:05.16	5/4/12	0.3	0.00	0.30
Team Total								11.81

66



Queens (N.C.)

Conference Carolinas

Event	Scrd As	Athlete	Yr	Scored Mark	Date	Pl. Pts.	Bonus	TOTAL
Scored bests come from CURRENT season								
1500m	24	Klmon HEWITT	SR	4:33.62	P 3/14/13	0.5	0.15	0.65
Scored bests come from PRE-SEASON DATA								
800m	7	Klmon HEWITT	SR	2:10.40	3/24/12	9	1.15	10.15
Steeple	25	Emilia SKOLUBOWICZ	JR	11:04.21	4/6/12	0.45	0.03	0.48
Team Total								11.29

67



UW-Parkside

Great Lakes Valley Conference

Event	Scrd As	Athlete	Yr	Scored Mark	Date	Pl. Pts.	Bonus	TOTAL
Scored bests come from PRE-SEASON DATA								
1500m	17	Jessica WATYCHOWICZ	SR	4:30.67	4/14/12	1.5	0.45	1.95
5000m	8	Jessica WATYCHOWICZ	SR	16:44.31	4/19/12	8	1.10	9.10
Team Total								11.05

68



Virginia State

Central Intercollegiate Athletic Association

▼ 45

Event	Scrd As	Athlete	Yr	Scored Mark	Date	Pl. Pts.	Bonus	TOTAL
Scored bests come from PRE-SEASON DATA								
800m	8	Taylor-Ashley BEAN	SO	2:10.53	5/10/12	8	1.08	9.08
400mH	18	Alicia TERRY	SO	1:01.71	4/20/12	1	0.22	1.22
4x400	19			3:47.10	4/26/12	0.3	0.01	0.31
Team Total								10.61

"Scrd As", short for "Scored As", Standing used for place points portion of performance's score combining preseason data (when applied) to current season data

Numbers in BLACK are both the performance's actual NCAA rank AND "scored as" rank Numbers in RED indicate actual NCAA rank does not exist or is worse than "scored as" rank Numbers in BLUE indicate actual NCAA rank is better than "scored as" rank

USTFCCCA Non-Member

Non-Member Schools Will NOT be ranked, beginning Week 2



USTFCCCA NCAA Division II National Team Rankings

2013 Outdoor Track & Field, Preseason

as of 3/26/2013 9:08:53 AM

D denotes multiple-event rule in affect
Only those who score >0.01 pts are shown

WOMEN

69



Texas A&M-Kingsville

Lone Star Conference

Event	Scrd As	Athlete	Yr	Scored Mark	Date	Pl. Pts.	Bonus	TOTAL
Scored bests come from CURRENT season								
LI	27	Amanda HAVEN	JR	5.73m	18-9"	P	3/16/13	0.35 0.00 0.35
Scored bests come from PRE-SEASON DATA								
400m	11	Amber PERRY	SO	54.64			5/3/12	5 0.58 5.58
400m	16	Kathy TREVINO	SO	55.17			4/14/12	2 0.32 2.32
4x400	20			3:47.59			5/13/12	0.2 0.00 0.20
HJ	27	Amanda HAVEN	JR	1.69m	5-6 1/2		5/13/12	0.35 0.00 0.35
TJ	32	Aricela ALVAREZ	SO	11.82mw	38-9"		5/3/12	0.12 0.00 0.12
JAV	21	Samantha ALVAREZ	SR	41.67m	136-8		3/23/12	0.7 0.00 0.70
Team Total								9.62

70



Incarnate Word

Lone Star Conference

Event	Scrd As	Athlete	Yr	Scored Mark	Date	Pl. Pts.	Bonus	TOTAL
Scored bests come from CURRENT season								
100m	26	Daniela ANANE-BEDOKAH	JR	11.92w		P	3/16/13	0.4 0.14 0.54
Scored bests come from PRE-SEASON DATA								
400m	12	Shaneve SWIFT	JR	54.75			5/13/12	4 0.50 4.50
1500m	20	Irma GARZA	SO	4:32.66			4/21/12	0.8 0.24 1.04
4x100	17			46.47			5/3/12	0.5 0.11 0.61
HJ	34	Marissa SHINSKY	SR	1.68m	5-6		3/2/12	0.04 0.00 0.04
LI	16	Stephanie NELSON	SO	5.87m	19-3 1/2		5/3/12	2 0.28 2.28
HEPT	29	Lilya PISKUNOVA	SR	4,355			5/3/12	0.25 0.00 0.25
Team Total								9.26

71



Bowie State

Central Intercollegiate Athletic Association

Event	Scrd As	Athlete	Yr	Scored Mark	Date	Pl. Pts.	Bonus	TOTAL
Scored bests come from CURRENT season								
LI	14	Kendall REYNOLDS	SO	5.89mw	19-4	P	3/16/13	3 0.35 3.35
TJ	11	Kendall REYNOLDS	SO	12.29mw	40-4	P	3/16/13	5 0.53 5.53
Scored bests come from PRE-SEASON DATA								
HEPT	27	Vernesse THOMAS-QUICKLEY	JR	4,366			3/30/12	0.35 0.00 0.35
Team Total								9.23

72



Northwood (Mich.)

Great Lakes Intercollegiate Athletic Conference

▼26

Event	Scrd As	Athlete	Yr	Scored Mark	Date	Pl. Pts.	Bonus	TOTAL
Scored bests come from PRE-SEASON DATA								
800m	10	Madison PINES	JR	2:11.86			3/30/12	6 0.52 6.52
1500m	16	Madison PINES	JR	4:30.44			4/6/12	2 0.49 2.49
Team Total								9.01

73



Chadron State

Rocky Mountain Athletic Conference

▼23

Event	Scrd As	Athlete	Yr	Scored Mark	Date	Pl. Pts.	Bonus	TOTAL
Scored bests come from PRE-SEASON DATA								
1500m	30	Ashley RIESEN	SR	4:34.92			4/20/12	0.2 0.04 0.24
PV	31	Kaelie JELDEN	SR	3.59m	11-9 1/2		4/27/12	0.16 0.00 0.16
SP	24	Alyssa NORTON	JR	13.77m	45-2 1/2		5/11/12	0.5 0.03 0.53
DISC	9	Alyssa NORTON	JR	48.67m	159-8		5/11/12	7 0.77 7.77
Team Total								8.70

74



Drury

Great Lakes Valley Conference

Event	Scrd As	Athlete	Yr	Scored Mark	Date	Pl. Pts.	Bonus	TOTAL
Scored bests come from PRE-SEASON DATA								
HJ	8	Emilie GRAY	SO	1.73m	5-8		4/21/12	8 0.63 8.63
Team Total								8.63

75



Southwest Baptist

Mid-America Intercollegiate Athletics Association

▼23

Event	Scrd As	Athlete	Yr	Scored Mark	Date	Pl. Pts.	Bonus	TOTAL
Scored bests come from PRE-SEASON DATA								
100m	27	Corie CHUNING	SR	11.94w			5/4/12	0.35 0.09 0.44
200m	28	Emma SHELL	JR	24.46w			5/4/12	0.3 0.09 0.39
400m	10	Emma SHELL	JR	54.23			5/4/12	6 0.93 6.93
Team Total								7.77

"Scrd As", short for "Scored As", Standing used for place points portion of performance's score combining preseason data (when applied) to current season data

Numbers in BLACK are both the performance's actual NCAA rank AND "scored as" rank Numbers in RED indicate actual NCAA rank does not exist or is worse than "scored as" rank Numbers in BLUE indicate actual NCAA rank is better than "scored as" rank

USTFCCCA Non-Member

Non-Member Schools Will NOT be ranked, beginning Week 2



USTFCCCA NCAA Division II National Team Rankings

2013 Outdoor Track & Field, Preseason

as of 3/26/2013 9:08:54 AM

D denotes multiple-event rule in affect
Only those who score >0.01 pts are shown

WOMEN

76



UPR Bayamon

Liga Atlética Interuniversitaria de Puerto Rico

Event	Scrd As	Athlete	Yr	Scored Mark	Date	Pl. Pts.	Bonus	TOTAL
-------	---------	---------	----	-------------	------	----------	-------	-------

Scored bests come from PRE-SEASON DATA

▶ 100m	9	Kiara RIVERA HERNANDEZ	SO	11.77w	3/3/12	7	0.72	7.72
--------	---	---------------------------	----	--------	--------	---	------	------

Team Total 7.72

77



Lincoln (Pa.)

Central Intercollegiate Athletic Association

Event	Scrd As	Athlete	Yr	Scored Mark	Date	Pl. Pts.	Bonus	TOTAL
-------	---------	---------	----	-------------	------	----------	-------	-------

Scored bests come from PRE-SEASON DATA

▶ LJ	9	Diane LINDSEY	JR	5.94m	19-6	4/6/12	7	0.63	7.63
------	---	---------------	----	-------	------	--------	---	------	------

Team Total 7.63

78



Northern State

Northern Sun Intercollegiate Conference

▼38

Event	Scrd As	Athlete	Yr	Scored Mark	Date	Pl. Pts.	Bonus	TOTAL
-------	---------	---------	----	-------------	------	----------	-------	-------

Scored bests come from PRE-SEASON DATA

▶ 400mH	28	Jill SCHAEFER	SR	1:02.30		5/11/12	0.3	0.04	0.34
▶ DISC	11	Yvonne FREESE	SR	48.49m	159-1	5/26/12	5	0.70	5.70
▶ JAV	31	Alexandra WEBSTER	SO	40.51m	132-11	4/5/12	0.16	0.00	0.16

Team Total 6.20

79



Lewis

Great Lakes Valley Conference

Event	Scrd As	Athlete	Yr	Scored Mark	Date	Pl. Pts.	Bonus	TOTAL
-------	---------	---------	----	-------------	------	----------	-------	-------

Scored bests come from PRE-SEASON DATA

▶ 200m	17	Kamille FERGUSON	SR	24.25w	5/11/12	1.5	0.30	1.80	
▶ 800m	23	Krysten SEBBY	JR	2:13.52	5/4/12	0.55	0.21	0.76	
▶ HT	33	Emily KEENE	SR	49.25m	161-7	3/30/12	0.08	0.00	0.08
▶ HEPT	14	Megan MARCHILDON	JR	4,695	3/30/12	3	0.46	3.46	

Team Total 6.10

80



Alabama-Huntsville

Gulf South Conference

Event	Scrd As	Athlete	Yr	Scored Mark	Date	Pl. Pts.	Bonus	TOTAL
-------	---------	---------	----	-------------	------	----------	-------	-------

Scored bests come from CURRENT season

▶ 400m	24	Kedeshia SIMPSON	SR	55.61	P 3/15/13	0.5	0.14	0.64
--------	----	------------------	----	-------	-----------	-----	------	------

Scored bests come from PRE-SEASON DATA

▶ 100m	17	Katelin BARBER	SO	11.85	5/11/12	1.5	0.34	1.84
▶ 100m	33	Kedeshia SIMPSON	SR	11.98	3/24/12	0.08	0.00	0.08
▶ 200m	19	Kedeshia SIMPSON	SR	24.31	3/31/12	0.9	0.24	1.14
▶ 200m	21	Katelin BARBER	SO	24.34	4/20/12	0.7	0.21	0.91
▶ 4x100	13			46.18	5/5/12	0.9	0.35	1.25

Team Total 5.86

81



Nova Southeastern

Peach Belt Conference

Event	Scrd As	Athlete	Yr	Scored Mark	Date	Pl. Pts.	Bonus	TOTAL
-------	---------	---------	----	-------------	------	----------	-------	-------

Scored bests come from CURRENT season

▶ 200m	25	Johniqua STAFFORD	SR	24.38w	P 3/23/13	0.45	0.17	0.62
--------	----	-------------------	----	--------	-----------	------	------	------

Scored bests come from PRE-SEASON DATA

▶ Steeple	23	Peri BOWMAN	JR	11:03.28	4/6/12	0.55	0.06	0.61
▶ 400mH	12	Jessica OSTEEN	SR	1:01.07	5/11/12	4	0.41	4.41

Team Total 5.65

82



Bloomsburg

Pennsylvania State Athletic Conference

Event	Scrd As	Athlete	Yr	Scored Mark	Date	Pl. Pts.	Bonus	TOTAL
-------	---------	---------	----	-------------	------	----------	-------	-------

Scored bests come from PRE-SEASON DATA

▶ Steeple	11	Katie FILEMYR	SR	10:49.69		4/14/12	5	0.46	5.46
▶ PV	35	Kelsey DAVIS	JR	3.57m	11-8½	5/3/12	0.02	0.00	0.02

Team Total 5.48

83



Minnesota Duluth

Northern Sun Intercollegiate Conference

▼60

Event	Scrd As	Athlete	Yr	Scored Mark	Date	Pl. Pts.	Bonus	TOTAL
-------	---------	---------	----	-------------	------	----------	-------	-------

Scored bests come from PRE-SEASON DATA

▶ PV	21	Kari NOVTONY	SR	3.67m	12-½	4/17/12	0.7	0.06	0.76
▶ HEPT	12	Chanel MILLER	SO	4,757		4/29/12	4	0.58	4.58

Team Total 5.34

"Scrd As", short for "Scored As", Standing used for place points portion of performance's score combining preseason data (when applied) to current season data

Numbers in BLACK are both the performance's actual NCAA rank AND "scored as" rank Numbers in RED indicate actual NCAA rank does not exist or is worse than "scored as" rank Numbers in BLUE indicate actual NCAA rank is better than "scored as" rank

USTFCCCA Non-Member

Non-Member Schools Will NOT be ranked, beginning Week 2



USTFCCCA NCAA Division II National Team Rankings

2013 Outdoor Track & Field, Preseason

as of 3/26/2013 9:08:54 AM

D denotes multiple-event rule in affect
Only those who score >0.01 pts are shown

WOMEN

84



Montana St.-Billings

Great Northwest Athletic Conference

Event	Scrd As	Athlete	Yr	Scored Mark	Date	Pl. Pts.	Bonus	TOTAL
Scored bests come from PRE-SEASON DATA								
▶ SP	12	Leeza HENRY	SR	14.39m	47-2½	3/2/12	4	0.60 4.60
▶ SP	29	Anica KNISPEN	JR	13.56m	44-6	5/4/12	0.25	0.00 0.25
▶ DISC	27	Leeza HENRY	SR	44.63m	146-5	3/2/12	0.35	0.00 0.35
Team Total								5.20

85



Humboldt State

California Collegiate Athletic Association

Event	Scrd As	Athlete	Yr	Scored Mark	Date	Pl. Pts.	Bonus	TOTAL
Scored bests come from PRE-SEASON DATA								
▶ 10k	13	Bridget BERG	SR	36:00.08	5/12/12	3.5	0.54	4.04
▶ LI	29	Brittainy CHOWN	SR	5.71m	18-9	5/3/12	0.25	0.00 0.25
Team Total								4.29

86



Concord

West Virginia Intercollegiate Athletic Conference

Event	Scrd As	Athlete	Yr	Scored Mark	Date	Pl. Pts.	Bonus	TOTAL
Scored bests come from PRE-SEASON DATA								
▶ 800m	13	Shawnee CARNETT	SR	2:12.19	4/6/12	3.5	0.46	3.96
▶ 1500m	33	Shawnee CARNETT	SR	4:35.33	3/30/12	0.08	0.01	0.09
Team Total								4.05

87



Central Washington

Great Northwest Athletic Conference

Event	Scrd As	Athlete	Yr	Scored Mark	Date	Pl. Pts.	Bonus	TOTAL
Scored bests come from PRE-SEASON DATA								
▶ HJ	15	Taylor FETTIG	SO	1.71m	5-7¼	4/30/12	2.5	0.20 2.70
▶ TJ	19	Katharine LOTZE	SR	12.08m	39-7¼	5/11/12	0.9	0.21 1.11
Team Total								3.81

88



Kutztown

Pennsylvania State Athletic Conference

Event	Scrd As	Athlete	Yr	Scored Mark	Date	Pl. Pts.	Bonus	TOTAL
Scored bests come from CURRENT season								
▶ HT	32	Rosealine FARRELL	JR	49.39m	162-0	3/16/13	0.12	0.00 0.12
Scored bests come from PRE-SEASON DATA								
▶ 800m	18	Maria BORLAND	JR	2:13.04	5/3/12	1	0.30	1.30
▶ 800m	33	Stephanie BORLAND	JR	2:14.35	5/12/12	0.08	0.05	0.13
▶ SP	17	April DOYLE	SR	14.14m	46-4¼	4/20/12	1.5	0.37 1.87
▶ HT	34	April DOYLE	SR	49.11m	161-1	4/6/12	0.04	0.00 0.04
Team Total								3.46

89



Colorado Mines

Rocky Mountain Athletic Conference

Event	Scrd As	Athlete	Yr	Scored Mark	Date	Pl. Pts.	Bonus	TOTAL
Scored bests come from PRE-SEASON DATA								
▶ 1500m	18	Hannah SCHUSTER	JR	4:31.62	5/6/12	1	0.33	1.33
▶ Steeple	19	Marie PATTON	SR	10:57.83	4/19/12	0.9	0.22	1.12
▶ PV	23	Briana SUPPES	SR	3.66m	12-0	4/20/12	0.55	0.02 0.57
Team Total								3.02

90



UC-Colorado Springs

Rocky Mountain Athletic Conference

Event	Scrd As	Athlete	Yr	Scored Mark	Date	Pl. Pts.	Bonus	TOTAL
Scored bests come from PRE-SEASON DATA								
▶ 800m	25	Alexa URBAN	JR	2:13.89	5/6/12	0.45	0.14	0.59
▶ PV	16	Alex COLVIN	SR	3.71m	12-2	5/11/12	2	0.20 2.20
▶ HEPT	30	Lauren ROBERTS	SO	4,349	5/6/12	0.2	0.00	0.20
Team Total								2.99

91



Lock Haven

Pennsylvania State Athletic Conference

Event	Scrd As	Athlete	Yr	Scored Mark	Date	Pl. Pts.	Bonus	TOTAL
Scored bests come from PRE-SEASON DATA								
▶ HJ	15	Brittany WHITMER	JR	1.71m	5-7¼	5/12/12	2.5	0.20 2.70
▶ TJ	29	Fallon HEDDINGS	JR	11.88m	38-11¼	4/27/12	0.25	0.00 0.25
Team Total								2.95

"Scrd As", short for "Scored As", Standing used for place points portion of performance's score combining preseason data (when applied) to current season data

Numbers in BLACK are both the performance's actual NCAA rank AND "scored as" rank Numbers in RED indicate actual NCAA rank does not exist or is worse than "scored as" rank Numbers in BLUE indicate actual NCAA rank is better than "scored as" rank

USTFCCCA Non-Member

Non-Member Schools Will NOT be ranked, beginning Week 2



USTFCCCA NCAA Division II National Team Rankings

2013 Outdoor Track & Field, Preseason

as of 3/26/2013 9:08:55 AM

D denotes multiple-event rule in affect
Only those who score >0.01 pts are shown

WOMEN

92 Dallas Baptist

Heartland Conference

Event	Scrd As	Athlete	Yr	Scored Mark	Date	Pl. Pts.	Bonus	TOTAL
Scored bests come from PRE-SEASON DATA								
▶ Steeple	15	Kelsey BRUCE	SO	10:52.92	5/3/12	2.5	0.36	2.86
Team Total								2.86

93 Clayton State

Peach Belt Conference

Event	Scrd As	Athlete	Yr	Scored Mark	Date	Pl. Pts.	Bonus	TOTAL	
Scored bests come from PRE-SEASON DATA									
▶ HJ	15	Shannon SMITH	SR	1.71m	5-7½	5/11/12	2.5	0.20	2.70
Team Total								2.70	

94 Truman State

Mid-America Intercollegiate Athletics Association

▼66

Event	Scrd As	Athlete	Yr	Scored Mark	Date	Pl. Pts.	Bonus	TOTAL
Scored bests come from PRE-SEASON DATA								
▶ 5000m	24	Karen GRAUEL	SR	17:19.54	3/23/12	0.5	0.05	0.55
▶ 10k	26	Karen GRAUEL	SR	36:54.51	4/13/12	0.4	0.07	0.47
▶ 400mH	26	Lisa KUCHARSKI	SR	1:02.26	4/21/12	0.4	0.05	0.45
▶ SP	28	Dimonique MCGRUDER	SR	13.58m	44-6 1/4	0.3	0.00	0.30
▶ DISC	23	Rachel MCCARROLL	SR	45.22m	148-4	0.55	0.00	0.55
Team Total								2.32

95 Benedict

Southern Intercollegiate Athletic Conference

Event	Scrd As	Athlete	Yr	Scored Mark			Date	Pl. Pts.	Bonus	TOTAL
Scored bests come from CURRENT season										
▶ TJ	20	Krishanda CAMPBELL-BROWN	SO	12.03m	39-5%	P	3/14/13	0.8	0.15	0.95
Scored bests come from PRE-SEASON DATA										
▶ 200m	31	Marcia WILLIAMS	SO	24.50w			3/2/12	0.16	0.05	0.21
▶ 400m	22	Marcia WILLIAMS	SO	55.43			4/13/12	0.6	0.21	0.81
▶ 4x100	20			46.61			4/19/12	0.2	0.00	0.20
Team Total										2.18

96 Texas A&M-Commerce

Lone Star Conference

Event	Scrd As	Athlete	Yr	Scored Mark	Date	Pl. Pts.	Bonus	TOTAL	
Scored bests come from PRE-SEASON DATA									
▶ 100m	29	Angela REED	SO	11.95w	5/3/12	0.25	0.07	0.32	
▶ DISC	18	Ashley ROSS	SO	46.42m	152-3	4/7/12	1	0.22	1.22
▶ DISC	24	Abigail LEAU PEPTELE	JR	45.18m	148-2	5/3/12	0.5	0.00	0.50
Team Total								2.03	

97 Neb.-Kearney

Mid-America Intercollegiate Athletics Association

Event	Scrd As	Athlete	Yr	Scored Mark	Date	Pl. Pts.	Bonus	TOTAL	
Scored bests come from PRE-SEASON DATA									
▶ 400m	31	Shelby HAMILTON	SR	55.94	5/6/12	0.16	0.00	0.16	
▶ DISC	17	Andrea HOWE	JR	46.43m	152-4	5/6/12	1.5	0.22	1.72
Team Total								1.88	

98 California (Pa.)

Pennsylvania State Athletic Conference

Event	Scrd As	Athlete	Yr	Scored Mark	Date	Pl. Pts.	Bonus	TOTAL
Scored bests come from PRE-SEASON DATA								
▶ 100m	17	Monique SIMS	JR	11.85w	5/11/12	1.5	0.34	1.84
Team Total								1.84

99 West Virginia Wesleyan

West Virginia Intercollegiate Athletic Conference

Event	Scrd As	Athlete	Yr	Scored Mark			Date	Pl. Pts.	Bonus	TOTAL
Scored bests come from CURRENT season										
▶ JAV	18	Ashli KNOTTS	SR	42.33m	138-10	P	3/14/13	1	0.14	1.14
Scored bests come from PRE-SEASON DATA										
▶ 800m	33	Ashli KNOTTS	SR	2:14.35			4/6/12	0.08	0.05	0.13
▶ HEPT	24	Ashli KNOTTS	SR	4,400			4/27/12	0.5	0.00	0.50
Team Total										1.78

"Scrd As", short for "Scored As", Standing used for place points portion of performance's score combining preseason data (when applied) to current season data

Numbers in BLACK are both the performance's actual NCAA rank AND "scored as" rank Numbers in RED indicate actual NCAA rank does not exist or is worse than "scored as" rank Numbers in BLUE indicate actual NCAA rank is better than "scored as" rank

USTFCCCA Non-Member

Non-Member Schools Will NOT be ranked, beginning Week 2



USTFCCCA NCAA Division II National Team Rankings

2013 Outdoor Track & Field, Preseason

as of 3/26/2013 9:08:56 AM

D denotes multiple-event rule in affect
Only those who score >0.01 pts are shown

WOMEN

100



Saginaw Valley State ▼67

Great Lakes Intercollegiate Athletic Conference

Event	Scrd As	Athlete	Yr	Scored Mark	Date	Pl. Pts.	Bonus	TOTAL
Scored bests come from PRE-SEASON DATA								
400m	25	Diamond TAYLOR	JR	55.68	5/2/12	0.45	0.11	0.56
1500m	31	Ashley MEYER	SR	4:35.10	5/2/12	0.16	0.03	0.19
Steeple	20	Lauren HILL	JR	10:58.68	5/12/12	0.8	0.19	0.99
Team Total								1.74

101



American International ▼47

Northeast-10 Conference

Event	Scrd As	Athlete	Yr	Scored Mark	Date	Pl. Pts.	Bonus	TOTAL
Scored bests come from PRE-SEASON DATA								
1500m	28	Jeptui CHERUTICH	SR	4:34.25	4/14/12	0.3	0.10	0.40
5000m	35	Jeptui CHERUTICH	SR	17:26.71	3/30/12	0.02	0.00	0.02
SP	20	Sanya FOSTER	SR	13.88m	45-6%	0.8	0.13	0.93
DISC	28	Sanya FOSTER	SR	44.39m	145-7	0.3	0.00	0.30
Team Total								1.65

102



Northwest Nazarene

Great Northwest Athletic Conference

Event	Scrd As	Athlete	Yr	Scored Mark	Date	Pl. Pts.	Bonus	TOTAL
Scored bests come from CURRENT season								
JAV	32	AnnaMarie FORZA	FR	40.35m	132-4	P	3/21/13	0.12 0.00 0.12
Scored bests come from PRE-SEASON DATA								
800m	29	Natalie EVANS	JR	2:14.19	5/11/12	0.25	0.08	0.33
TJ	25	Jasmyn JEWETT	SR	11.97m	39-3%	0.45	0.08	0.53
DISC	25	Carly DRANGINIS	SR	44.83m	147-1	0.45	0.00	0.45
Team Total								1.43

103



Wayne State (Mich.)

Great Lakes Intercollegiate Athletic Conference

Event	Scrd As	Athlete	Yr	Scored Mark	Date	Pl. Pts.	Bonus	TOTAL
Scored bests come from CURRENT season								
5000m	23	Jen ROCK	SR	17:16.57	P 3/15/13	0.55	0.11	0.66
10k	23	Jen ROCK	SR	36:47.25	3/8/13	0.55	0.12	0.67
Team Total								1.34

104



UNC Pembroke

Peach Belt Conference

Event	Scrd As	Athlete	Yr	Scored Mark	Date	Pl. Pts.	Bonus	TOTAL
Scored bests come from CURRENT season								
4x400	13	Drake, Medley, Smith, Mahaffie		3:45.01	P 3/22/13	0.9	0.38	1.28
Team Total								1.28

105



Missouri S&T

Great Lakes Valley Conference

Event	Scrd As	Athlete	Yr	Scored Mark	Date	Pl. Pts.	Bonus	TOTAL
Scored bests come from PRE-SEASON DATA								
PV	18	Rachel EDERLE	JR	3.70m	12-1%	4/27/12	1	0.16 1.16
Team Total								1.16

106



Minnesota State

Northern Sun Intercollegiate Conference

Event	Scrd As	Athlete	Yr	Scored Mark	Date	Pl. Pts.	Bonus	TOTAL
Scored bests come from PRE-SEASON DATA								
Steeple	31	Sarah BOWLER	JR	11:10.72	5/5/12	0.16	0.00	0.16
TJ	20	Anna VEROEVEN	SO	12.03m	39-5%	5/5/12	0.8	0.15 0.95
DISC	35	Anna RYAN	JR	43.81m	143-9	5/11/12	0.02	0.00 0.02
Team Total								1.13

107



Saint Martin's

Great Northwest Athletic Conference

Event	Scrd As	Athlete	Yr	Scored Mark	Date	Pl. Pts.	Bonus	TOTAL
Scored bests come from PRE-SEASON DATA								
800m	21	Joscelyn MINTON	SR	2:13.39	4/28/12	0.7	0.23	0.93
Team Total								0.93

"Scrd As", short for "Scored As", Standing used for place points portion of performance's score combining preseason data (when applied) to current season data

Numbers in BLACK are both the performance's actual NCAA rank AND "scored as" rank Numbers in RED indicate actual NCAA rank does not exist or is worse than "scored as" rank Numbers in BLUE indicate actual NCAA rank is better than "scored as" rank

USTFCCCA Non-Member

Non-Member Schools Will NOT be ranked, beginning Week 2



USTFCCCA NCAA Division II National Team Rankings

2013 Outdoor Track & Field, Preseason

as of 3/26/2013 9:08:56 AM

D denotes multiple-event rule in affect
Only those who score >0.01 pts are shown

WOMEN

108



Paine

Southern Intercollegiate Athletic Conference

Event	Scrd As	Athlete	Yr	Scored Mark	Date	Pl. Pts.	Bonus	TOTAL
Scored bests come from PRE-SEASON DATA								
HJ	21	Baiesha JOHSON	SR	1.70m	5-7	5/5/12	0.7	0.08 0.78
HJ	34	Victoria CLAYTOR	SR	1.68m	5-6	4/4/12	0.04	0.00 0.04
Team Total								0.82

109



Southern Indiana

Great Lakes Valley Conference

Event	Scrd As	Athlete	Yr	Scored Mark	Date	Pl. Pts.	Bonus	TOTAL
Scored bests come from PRE-SEASON DATA								
10k	22	Erika WILSON	JR	36:44.45	4/19/12	0.6	0.15	0.75
Team Total								0.75

110



Wheeling Jesuit

West Virginia Intercollegiate Athletic Conference

Event	Scrd As	Athlete	Yr	Scored Mark	Date	Pl. Pts.	Bonus	TOTAL
Scored bests come from PRE-SEASON DATA								
400m	23	Olivia LENT	SR	55.51	5/4/12	0.55	0.18	0.73
Team Total								0.73

111



Glenville State

West Virginia Intercollegiate Athletic Conference

Event	Scrd As	Athlete	Yr	Scored Mark	Date	Pl. Pts.	Bonus	TOTAL
Scored bests come from PRE-SEASON DATA								
HJ	34	Danielle PERKINS	SR	1.68m	5-6	4/20/12	0.04	0.00 0.04
LJ	26	Megan RUDDLESDEN	JR	5.75mw	18-10½	4/7/12	0.4	0.00 0.40
Team Total								0.44

112



Lees-McRae

Conference Carolinas

Event	Scrd As	Athlete	Yr	Scored Mark	Date	Pl. Pts.	Bonus	TOTAL
Scored bests come from PRE-SEASON DATA								
HJ	27	Kortnie CURRY	JR	1.69m	5-6½	4/13/12	0.35	0.00 0.35
Team Total								0.35

113



Adelphi

Northeast-10 Conference

Event	Scrd As	Athlete	Yr	Scored Mark	Date	Pl. Pts.	Bonus	TOTAL
Scored bests come from PRE-SEASON DATA								
Steeple	35	Larissa MELENDEZ	SO	11:14.16	5/4/12	0.02	0.00	0.02
400mH	29	Rosie VASSILATOS	SR	1:02.55	4/14/12	0.25	0.00	0.25
Team Total								0.27

114



Stonehill

Northeast-10 Conference

Event	Scrd As	Athlete	Yr	Scored Mark	Date	Pl. Pts.	Bonus	TOTAL
Scored bests come from PRE-SEASON DATA								
800m	31	Sarah WILSON	SO	2:14.27	5/10/12	0.16	0.07	0.23
Steeple	34	Kristen VEIT	SR	11:13.82	5/4/12	0.04	0.00	0.04
Team Total								0.27

115



St. Cloud State

Northern Sun Intercollegiate Conference

Event	Scrd As	Athlete	Yr	Scored Mark	Date	Pl. Pts.	Bonus	TOTAL
Scored bests come from PRE-SEASON DATA								
LJ	29	Becky SCHMIDT	JR	5.71mw	18-9	4/7/12	0.25	0.00 0.25
Team Total								0.25

116



Central State

Great Midwest Athletic Conference

Event	Scrd As	Athlete	Yr	Scored Mark	Date	Pl. Pts.	Bonus	TOTAL
Scored bests come from PRE-SEASON DATA								
200m	34	Brittany BROWN	SR	24.55	5/11/12	0.04	0.01	0.05
400m	31	Brittany BROWN	SR	55.94	5/11/12	0.16	0.00	0.16
Team Total								0.21

117



Eastern New Mexico

Lone Star Conference

Event	Scrd As	Athlete	Yr	Scored Mark	Date	Pl. Pts.	Bonus	TOTAL
Scored bests come from CURRENT season								
JAV	30	Laura GRUBE	FR	40.60m	133-2	P 3/16/13	0.2	0.00 0.20
Team Total								0.20

"Scrd As", short for "Scored As", Standing used for place points portion of performance's score combining preseason data (when applied) to current season data

Numbers in BLACK are both the performance's actual NCAA rank AND "scored as" rank Numbers in RED indicate actual NCAA rank does not exist or is worse than "scored as" rank Numbers in BLUE indicate actual NCAA rank is better than "scored as" rank

USTFCCCA Non-Member

Non-Member Schools Will NOT be ranked, beginning Week 2



USTFCCCA NCAA Division II National Team Rankings

2013 Outdoor Track & Field, Preseason

as of 3/26/2013 9:08:57 AM

D denotes multiple-event rule in affect
Only those who score >0.01 pts are shown

WOMEN

118



King College

Conference Carolinas

Event	Scrd As	Athlete	Yr	Scored Mark	Date	Pl. Pts.	Bonus	TOTAL	
Scored bests come from CURRENT season									
▶ 5000m	33	Hannah WITT	SR	17:26.19	3/14/13	0.08	0.00	0.08	
Scored bests come from PRE-SEASON DATA									
▶ HJ	34	Shelbie BURCHFIELD	SO	1.68m	5-6	3/30/12	0.04	0.00	0.04
▶ SP	33	Maegan HENRY	SO	13.33m	43-9	4/20/12	0.08	0.00	0.08
Team Total								0.20	

119



Millersville

Pennsylvania State Athletic Conference

Event	Scrd As	Athlete	Yr	Scored Mark	Date	Pl. Pts.	Bonus	TOTAL
Scored bests come from PRE-SEASON DATA								
800m	32	Megan MEYER	JR	2:14.32	5/3/12	0.12	0.06	0.18
Team Total								0.18

120



Virginia Union

Central Intercollegiate Athletic Association

Event	Scrd As	Athlete	Yr	Scored Mark	Date	Pl. Pts.	Bonus	TOTAL
Scored bests come from CURRENT season								
100m	34	Cam'ree JACKSON	FR	11.99	P 3/22/13	0.04	0.00	0.04
4x100	21	Porter, Jackson, Jones, Crump		46.63	P 3/16/13	0.1	0.00	0.10
Team Total								0.14

121



Mount Olive

Conference Carolinas

Event	Scrd As	Athlete	Yr	Scored Mark		Date	Pl. Pts.	Bonus	TOTAL
Scored bests come from CURRENT season									
▶ TJ	35	Aerostata BROWN	SO	11.73m	38-6	3/22/13	0.02	0.00	0.02
Scored bests come from PRE-SEASON DATA									
▶ Steeple	32	Amber THOMPSON	JR	11:11.76		3/17/12	0.12	0.00	0.12
Team Total								0.14	

122

William Jewell

Great Lakes Valley Conference

Event	Scrd As	Athlete	Yr	Scored Mark		Date	Pl. Pts.	Bonus	TOTAL
Scored bests come from PRE-SEASON DATA									
► PV	32	Jessica BOREY	SR	3.58m	11-9	5/4/12	0.12	0.00	0.12
Team Total									0.12

123



Albany State (Ga.)

Southern Intercollegiate Athletic Conference

Event	Scrd As	Athlete	Yr	Scored Mark			Date	Pl. Pts.	Bonus	TOTAL
Scored bests come from CURRENT season										
▶ DISC	34	CreeAnn PERKINS	SO	43.91m	144-0	P	3/22/13	0.04	0.00	0.04
Scored bests come from PRE-SEASON DATA										
▶ 100m	34	Jasmine GROVENOR	SO	11.99			4/19/12	0.04	0.00	0.04
Team Total										0.08

123



Clarion

Pennsylvania State Athletic Conference

▼77

Event	Scrd As	Athlete	Yr	Scored Mark	Date	Pl. Pts.	Bonus	TOTAL
Scored bests come from PRE-SEASON DATA								
Steeple	33	Ciara SHORTS	SR	11:13.52	4/14/12	0.08	0.00	0.08
Team Total								0.08

125



Lake Erie

Great Lakes Intercollegiate Athletic Conference

Event	Scrd As	Athlete	Yr	Scored Mark		Date	Pl. Pts.	Bonus	TOTAL
Scored bests come from CURRENT season									
► HJ	34	Destiny PRUSKY	SO	1.68m	5-6	P 3/2/13	0.04	0.00	0.04
Team Total									0.04

125



Tampa

Sunshine State Conference

Event	Scrd As	Athlete	Yr	Scored Mark	Date	Pl. Pts.	Bonus	TOTAL
Scored bests come from PRE-SEASON DATA								
1500m	34	Jessica BUTLER	SR	4:35.94	5/11/12	0.04	0.00	0.04
Team Total								0.04

"Scrd As", short for "Scored As", Standing used for place points portion of performance's score combining preseason data (when applied) to current season data

Numbers in BLACK are both the performance's actual NCAA rank AND "scored as" rank Numbers in RED indicate actual NCAA rank does not exist or is worse than "scored as" rank Numbers in BLUE indicate actual NCAA rank is better than "scored as" rank

USTFCCCA Non-Member

Non-Member Schools Will NOT be ranked, beginning Week 2



USTFCCCA NCAA Division II National Team Rankings

2013 Outdoor Track & Field, Preseason

as of 3/26/2013 9:08:57 AM

D

denotes multiple-event rule in affect

Only those who score >0.01 pts are shown

WOMEN

125



Wingate

South Atlantic Conference

Event	Scrd As	Athlete	Yr	Scored	Mark	Date	Pl.	Pts.	Bonus	TOTAL
-------	---------	---------	----	--------	------	------	-----	------	-------	-------

Scored bests come from PRE-SEASON DATA

▶ HJ	34	Christina MATHENY	SO	1.68m	5-6	5/6/12		0.04	0.00	0.04
------	----	-------------------	----	-------	-----	--------	--	------	------	------

Team Total 0.04

"Scrd As", short for "Scored As", Standing used for place points portion of performance's score combining preseason data (when applied) to current season data

Numbers in BLACK are both the performance's actual NCAA rank AND "scored as" rank Numbers in RED indicate actual NCAA rank does not exist or is worse than "scored as" rank Numbers in BLUE indicate actual NCAA rank is better than "scored as" rank

USTFCCCA Non-Member

Non-Member Schools Will NOT be ranked, beginning Week 2